andon

80

150

iHealth®

Wireless Body Composition Scale

iHealth Nexus Pro
QUICK START GUIDE
Model: HS2S Pro

INTENDED SCALE USE

The iHealth Nexus Pro is a precision electronic instrument intended for adult use. The scale utilizes ITO Thin Film Technology and pressure sensors to seamlessly measure body composition values. Measurements are displayed and stored on your iOS or Android devices along with the dates and times of the measurements.

IN THE BOX

1 × iHealth Nexus Pro
4 × 1.5V AAA Batteries
Quick Start Guide

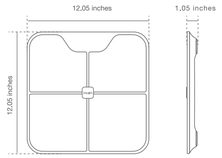

SETUP

1 Install the 4 AAA batteries provided into the battery compartment. Make sure that the batteries are oriented according to the +/- polarities as indicated in the battery slots.

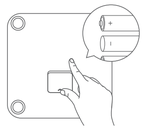

If you received your iHealth Nexus Pro scale as part of a healthcare maintenance program, please consult your physician or provider prior to use. Otherwise, follow the steps below to download the iHealth MyVitals app available in App Store or Google Play to make full use of the iHealth Nexus Pro scale.

2 Scan the code to install the App or find and download the iHealth MyVitals app in App Store or Google Play. Follow the on-screen instructions to register and set up your iHealth Cloud account.

3 Add your device when prompted by the iHealth MyVitals app. Please make sure your phone's *Bluetooth* is enabled and the iHealth Nexus Pro is nearby to establish connection.

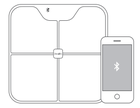

4 After the connection is established, take a measurement by standing barefoot on the scale. Bare feet are required for the bio-impedance sensors to measure your body composition.

TIPS

No wet feet | No socks | Don't measure with knees touching

NOTE

1. Place the iHealth Nexus Pro on a hard, flat surface during use. Using the scale on a soft surface such as carpet or linoleum may affect the accuracy of measurement.
2. Please ensure that the personal information entered into the iHealth MyVitals app is correct in order to get the most accurate results.
3. The iHealth Nexus Pro can be used without being paired with a smartphone (thus not connected to the Cloud). However, the scale's functionality will be limited to only providing weight measurements in this minimal setup. To unlock the scale's full range of body composition measurements, each user must set up a user account in the iHealth MyVitals app and pair their smartphone with the scale via Bluetooth from the app.
4. The scale tries to make an educated guess in recognizing who is currently taking measurements based on the weight history associated with a user. As a result, certain limitations may arise. When there are multiple users whose weights are too close to be separated, the scale may not correctly associate the measurements with the intended user. To avoid such ambiguity, the user would need to open the iHealth MyVitals app, tap the "Nexus Pro" menu, and have their smartphone connected to the scale before stepping on it.
5. If the scale is used as a medical device, please consult your physician or healthcare provider for usage guidelines.
6. Please consult your physician or healthcare provider before using the iHealth Nexus Pro scale if you are under 18 or over 65 years old, pregnant, or suffering from osteoporosis, edema, or conditions that require artificial dialysis.

LED DISPLAY

- - - - %	Abnormal electrical impedance measurement.
0	The batteries are low. Please replace them with new as soon as possible.
0	The batteries are running low. Be prepared to replace them with new.
Er0	Connection error with weight measurement module.
Er1	Weight not in supported range. (Weight range: 11~400 lb)
Er2	Please do not move during measurement.
Er3	Flash memory access error.
Er4	Firmware update error.
Er5	App connection error.

SPECIFICATIONS

1. Product Name: iHealth Nexus Pro
2. Model: HS2S Pro
3. Dimensions: 12.05×12.05×1.05 inches (306×306×26.7 mm)
4. Weight: 4.08 lb (1.85 kg)
5. Classification: internally powered, type BF applied part (four electrodes)
6. Power: 4×1.5V AAA batteries
   Battery Life: approx. 3 months with daily usage
7. Display Units: lb/kg
8. Compatibility: Android 9.0+, iOS 12.0+
9. Measurement Range:
   Body Weight: 11~400 lb / 5~180 kg
   Body Fat: 5.0%~65.0%
   Scale Resolution: 0.1 lb / 0.1 kg
10. Accuracy:
    Body Weight: ±1.1 lb / 0.5 kg (over 11~110 lb / 5~50 kg);
    ±1% (110~400 lb / 50~180 kg)
    Body Fat: ±1%
11. Operating Temperature: 41°F~104°F (5°C ~ 40°C)
12. Operating Humidity: 20 ~ 85% RH
13. Storage and Transport Temperature: -4°F~131°F (-20°C ~ 55°C)
14. Storage and Transport Humidity: ≤90% RH

WARNING

Please consult your physician prior to use if you have any of the following*:
(1) Medical electronic implants such as pacemakers.
(2) Artificial heart/lung or other electronic life support systems.
(3) Portable electronic medical devices such as electrocardiographs.
* The iHealth Nexus Pro scale could cause these devices to malfunction, thereby posing a considerable health risk to users of these devices.

GENERAL SAFETY & PRECAUTIONS

1. Do not stand on the edge of the scale, as you may get inaccurate measurements at best or even fall over at worst.
2. Do not use the scale on a tiled or wet floor, as this may result in a fall.
3. Make sure the surface of the scale is clean and dry before you step onto it, to prevent any slippage.
4. Treat your scale with care. Do not drop it or jump on it. The scale is designed to be stood on; misuse or abuse may break the electronic sensors, cause injury, or result in inaccurate measurements.
5. Avoid using this scale near strong electromagnetic fields, such as microwave ovens.
6. This device complies with part 15 of the FCC Rules. Its operation is subject to the following two conditions:
   (1) this device may not cause harmful interference, and
   (2) this device must accept any interference received, including interference that may cause undesired operation.
7. Changes or modifications not expressly approved by the party responsible for compliance could void the user's authority to operate the equipment.

NOTE: This equipment has been tested and found to comply with the limits for a Class B digital device, pursuant to part 15 of the FCC Rules. These limits are designed to provide reasonable protection against harmful interference in a residential installation. This equipment generates, uses, and can radiate radio frequency energy and, if not installed and used in accordance with the instructions, may cause harmful interference to radio communications. However, there is no guarantee that interference will not occur in a particular installation. If this equipment does cause harmful interference to radio or television reception, which can be determined by turning the equipment off and on, the user is encouraged to try to correct the interference by one or more of the following measures:

—Reorient or relocate the receiving antenna.
—Increase the separation between the equipment and receiver.
—Connect the equipment to an outlet on a circuit different from that to which the receiver is connected.
—Consult the dealer or an experienced radio/TV technician for help.
8. This device contains licence-exempt transmitter(s)/receiver(s) that comply with Innovation, Science and Economic Development Canada's licence-exempt RSS(s). Operation is subject to the following two conditions: (1) This device may not cause interference.(2) This device must accept any interference, including interference that may cause undesired operation of the device.
   L'émetteur/récepteur exempt de licence contenu dans le présent appareil est conforme aux CNR d'Innovation, Sciences et Développement économique Canada applicables aux appareils radio exempts de licence. L'exploitation est autorisée aux deux conditions suivantes : (1) L'appareil ne doit pas produire de brouillage; (2) L'appareil doit accepter tout brouillage radioélectrique subi, même si le brouillage est susceptible d'en compromettre le fonctionnement.
9. This equipment complies with IC RSS-102 radiation exposure limits set forth for an uncontrolled environment. This transmitter must not be co-located or operating in conjunction with any other antenna or transmitter.
   Cet équipement est conforme aux limites d'exposition aux radiations IC CNR-102 établies pour un environnement non contrôlé. Cet émetteur ne doit pas être situé au même endroit ou fonctionner avec une autre antenne ou un autre émetteur.
10. Under Industry Canada regulations, this radio transmitter may only operate using an antenna of a type and maximum (or lesser) gain approved for the transmitter by Industry Canada. To reduce potential radio interference to other users, the antenna type and its gain should be so chosen that the equivalent isotropically radiated power (e.i.r.p.) is not more than that necessary for successful communication.
11. *Bluetooth*® associated logos are registered trademarks owned by

Bluetooth SIG, Inc. and any use of such marks by iHealth Labs, Inc. is permitted under license.
Other trademarks and trade names are those of their respective owners.

CARE & MAINTENANCE

1. Avoid high temperatures and irradiation.
2. If the scale is stored close to freezing point, allow it to get acclimated to room temperature before use.
3. Remove the batteries if the scale will not be used for 3 months or longer.
4. Clean the scale with a soft damp cloth. Do not use abrasive or solvent-based cleaners, and never immerse it in water.
5. The scale will maintain its safety and performance features for at least 10,000 measurements or two years of use.

WARRANTY INFORMATION

The iHealth Nexus Pro is warranted to be free from defects in materials and workmanship appearing within 1 year from the date of purchase, when used in accordance with the instructions provided. The above warranties extend to the original purchaser of the device. We will, at our option, repair or replace without charge any product covered by the above warranties. Repair or replacement is our only responsibility and your only remedy under the above warranties.

EXPLANATION OF SYMBOLS ON UNIT

	Refer to the User Manual
	Warning
	Please recycle where facilities exist. Waste electronic products should not be disposed of with household waste. Check with your regulations authority or retailer for recycling instructions
	Keep dry
	Manufacturer
CE	Hereby, [iHealth Labs, Inc.], declares that this [HS2S Pro] is in compliance with the essential requirements and other relevant provisions of RED 2014/53/EU. RED 2014/53/EU declaration of conformity can be downloaded on the following link : https://www.ihealthlabs.eu/support/ certifications

USA:
iHealth Labs, Inc. www.ihealthlabs.com
880 W Maude Ave, Sunnyvale, CA 94085 USA
+1-855-816-7705 E-mail : support@ihealthlabs.com

Europe:
EC REP iHealthLabs Europe SAS www.ihealthlabs.eu
36 Rue de Ponthieu, 75008, Paris, France
Customer service: https://ihealthlabs.eu/en/assitance

ANDON HEALTH CO., LTD.
No. 3 Jin Ping Street, Ya An Road, Nankai District, Tianjin 300190, China. Phone number: +86-22-87611660

HS2S-QSG-EN-20230925-V2.0

本件要求通过RoHS测试

说明：材质：70g 双胶纸
尺寸：成品尺寸：80 x 150mm；展开尺寸：480 x 150mm
折叠方式：风琴折，折5下。

印刷颜色：正背印刷，一色印刷：K

3			T04070005069	Signature	Date	Tolerance		Pro material		Model NO.	HS2S
2			Design			.X		Surf dispose		Part name	说明书
1	V2.0 修改美国地址	2023.09.25	Checkup			.XX		Scale	1:1	Drawing NO.	WX-HS2S-2023-00235E-IM-01
No.	更 改 记 录	更改时间	Approve			.X°		Units	mm	Edition	V2.0