

Appendix C. Photographs of EUT and Setup


The setup photograph for SAR testing are shown as follows

Appendix D. Antenna Position

Please reference to Operational Description- Antenna Position.

FCC SAR Test Report

<Photographs of EUT>



FCC SAR Test Report

<Photographs of SAR Setup>




Front Face of EUT at 0 mm



Rear Face of EUT at 0 mm




Left Side of EUT at 0 mm



Right Side of EUT at 0 mm



Top Side of EUT at 0 mm



Bottom Side of EUT at 0 mm