


## APPENDIX II

### PHOTOGRAPHS OF TEST SETUP



#### Conducted Emissions Setup Photos






## **Radiated Emissions Setup Photos**


### **For Patch Antenna 14.84dBi**





**For Omni Antenna 12dBi**









## Powerline Conducted Emissions Setup Photos

