

FCC PART 15E TEST REPORT FOR CERTIFICATION
On Behalf of

Razer Inc.

Notebook

Model Number: RZ09-0168

FCC ID: RWO-RZ090168

Prepared for : Razer Inc.

9 Pasteur, Suite 100 Irvine, California 92618, United States

Prepared By : Audix Technology (Shenzhen) Co., Ltd.
No. 6, Ke Feng Rd., 52 Block,
Shenzhen Science & Industrial Park,
Nantou, Shenzhen, Guangdong, China

Tel: (0755) 26639496

Report Number : ACS-F15260

Date of Test : Aug.20~Sep.10, 2015

Date of Report : Sep.24, 2015

TABLE OF CONTENTS

<u>Description</u>	<u>Page</u>
1. SUMMARY OF STANDARDS AND RESULTS	1-5
1.1. Description of Standards and Results	1-5
2. GENERAL INFORMATION	2-1
2.1. Description of Device (EUT)	2-1
2.2. Test Information	2-3
2.1. Tested Supporting System Details	2-5
2.2. Block diagram of connection between the EUT and simulators	2-5
2.3. Test Facility	2-6
2.4. Measurement Uncertainty (95% confidence levels, k=2)	2-6
3. POWER LINE CONDUCTED EMISSION TEST	3-1
3.1. Test Equipments	3-1
3.2. Block Diagram of Test Setup	3-1
3.3. Power Line Conducted Emission Test Limits	3-1
3.4. Configuration of EUT on Test	3-2
3.5. Operating Condition of EUT	3-2
3.6. Test Procedure	3-2
3.7. Power Line Conducted Emission Test Results	3-2
4. RADIATED EMISSION TEST	4-1
4.1. Test Equipment	4-1
4.2. Block Diagram of Test Setup	4-2
4.3. Radiated Emission Limit	4-3
4.4. EUT Configuration on Test	4-3
4.5. Operating Condition of EUT	4-4
4.6. Test Procedure	4-4
4.7. Radiated Emission Test Results	4-5
5. BAND EDGE COMPLIANCE TEST	5-1
5.1. Test Equipment	5-1
5.2. Limit	5-1
5.3. Test Produce	5-1
5.4. Test Results	5-1
6. 6dB&26dB&99% Bandwidth Test	6-1
6.1. Test Equipment	6-1
6.2. Limit	6-1
6.3. Test Procedure	6-1
6.4. Test Results	6-1
7. OUTPUT POWER TEST	7-1
7.1. Test Equipment	7-1
7.2. Limit	7-1
7.3. Test Procedure	7-1
7.4. Test Results	7-2
8. SPECTRAL DENSITY TEST	8-1
8.1. Test Equipment	8-1
8.2. Limit	8-1
8.3. Test Procedure	8-1
8.4. Test Results	8-2
9. FREQUENCY STABILITY MEASUREMENT	9-1
9.1. Test Equipment	9-1
9.2. Limit	9-1
9.3. Test Procedure	9-1
9.4. Test Result	9-1



10.	ANTENNA REQUIREMENT	10-1
10.1.	Standard Applicable	10-1
10.2.	Antenna Connected Construction.....	10-1
11.	DEVIATION TO TEST SPECIFICATIONS	11-1
12.	PHOTOGRAPH OF TEST.....	12-1
12.1.	Photos of Power Line Conducted Emission Test	12-1
12.2.	Photos of Radiated Emission Test.....	12-2

TEST REPORT CERTIFICATION

Applicant : Razer Inc.
Manufacturer : Razer Inc.
EUT Description : Notebook
FCC ID : RWO-RZ090168
(A) MODEL NO. : RZ09-0168
(B) Power Supply : N/A
(C) Test Voltage : DC 20V From Adapter Input AC 120V/60Hz

Tested for comply with:
FCC CFR47 Part 15 Subpart C: 2014

Test procedure used:
ANSI C63.10: 2013
KDB789033D01

The device described above is tested by AUDIX TECHNOLOGY (SHENZHEN) CO., LTD. to confirm comply with all the FCC Part 15 Subpart E requirements. The test results are contained in this test report and AUDIX TECHNOLOGY (SHENZHEN) CO., LTD. is assumed full responsibility for the accuracy and completeness of these tests. Also, this report shows that the Equipment Under Test (EUT) is to be technically compliant with the FCC and IC requirements. This report contains data that are not covered by the NVLAP accreditation.

This Report is made under FCC Part 2.1075. No modifications were required during testing to bring this product into compliance.

This report applies to above tested sample only. This report shall not be reproduced in part without written approval of AUDIX TECHNOLOGY (SHENZHEN) CO., LTD.

The report must not be used by the client to claim product certification, approval, or endorsement by NVLAP, NIST, or any agency of the federal government.

Date of Test : Aug.20~Sep.10, 2015 Report of date: Sep.24, 2015

Prepared by : Cindy Zhu Reviewed by : Sunny Lu
Cindy Zhu / Assistant Sunny Lu / Assistant Manager

 信華科技(深圳)有限公司
Audix Technology (Shenzhen) Co., Ltd.
EMC 部門報告專用章
Stamp only for EMC Dept Report
Signature: David Jin
David Jin / Manager

Approved & Authorized Signer :

1. SUMMARY OF STANDARDS AND RESULTS

1.1. Description of Standards and Results

The EUT have been tested according to the applicable standards as referenced below.

EMISSION		
Description of Test Item	Standard	Results
Power Line Conducted Emission	FCC Part 15: 15.207	PASS
Radiated Emission	FCC Part 15: 15.209	PASS
Band Edge Compliance	FCC Part 15: 15.407	PASS
6dB&26&99% Bandwidth Test	FCC Part 15: 15.407(a)	PASS
Output Power Test	FCC Part 15: 15.407(a)	PASS
Power Spectral Density Test	FCC Part 15: 15.407(a)	PASS
Frequency Stability	FCC Part 15: 15.407(g)	PASS
Antenna requirement	FCC Part 15: 15.203	PASS

N/A is an abbreviation for Not Applicable.

2. GENERAL INFORMATION

2.1. Description of Device (EUT)

Product Name	: Notebook
Model Number	: RZ09-0168
FCC ID	: RWO-RZ090168
Radio	: IEEE802.11 a/b/g/n/ac; Bluetooth V3.0+EDR; Bluetooth V4.1
Operation Frequency	: IEEE 802.11a: 5180MHz—5240MHz; 5260MHz—5320MHz 5500MHz—5700MHz; 5745MHz—5825MHz IEEE 802.11ac VHT20: 5180MHz—5240MHz; 5260MHz—5320MHz 5500MHz—5700MHz; 5745MHz—5825MHz IEEE 802.11ac VHT40: 5190MHz—5230MHz; 5270MHz—5310MHz 5510MHz—5670MHz; 5755MHz—5795MHz IEEE 802.11ac VHT80: 5210MHz, 5290MHz; 5530MHz; 5775MHz IEEE 802.11b: 2412MHz—2462MHz IEEE 802.11g: 2412MHz—2462MHz IEEE802.11nHT20: 2412MHz—2462MHz; 5180MHz—5240MHz; 5260MHz—5320MHz 5500MHz—5700MHz; 5745MHz—5825MHz IEEE802.11nHT40: 2422MHz—2452MHz; 5190MHz—5230MHz; 5270MHz—5310MHz 5510MHz—5670MHz; 5755MHz—5795MHz Bluetooth : 2402-2480MHz
Modulation Technology	: IEEE 802.11b: DSSS(CCK,DBPSK) IEEE 802.11a/g: OFDM(64QAM, 16QAM, QPSK, BPSK) IEEE 802.11ac VHT20, VHT40, VHT80: OFDM(16QAM, 64QAM, 256QAM, QPSK, BPSK) IEEE 802.11n HT20, HT40: OFDM (64QAM, 16QAM,QPSK,BPSK) Bluetooth V3.0+EDR: GFSK, $\pi/4$ DQPSK,8-DPSK Bluetooth V4.1:GFSK
Antenna Assembly Gain	: Antenna Type: PIFA Bluetooth: 2.84dBi WIFI 2.4GHz:ANT 0: 2.84dBi; ANT 1: 2.37dBi U-NII 5180-5240MHz Band: ANT 0: -0.18dBi; ANT 1: -0.78dBi U-NII 5260-5320MHz Band: ANT 0: 0.32dBi; ANT 1: -0.08dBi U-NII 5500-5700MHz Band: ANT 0: 3.52dBi; ANT 1: 3.07dBi U-NII 5745-5825MHz Band: ANT 0: 3.48dBi; ANT 1: 3.18dBi

Applicant : Razer Inc.
9 Pasteur, Suite 100 Irvine, California 92618, United States

Manufacturer : Razer Inc.
9 Pasteur, Suite 100 Irvine, California 92618, United States

Factory : BYD Precision Manufacture Co., Ltd
No.3001, Baohe Road, Baolong Industrial, Longgang,
Shenzhen, 518116, P.R., China

Adapter : Manufacturer: Razer Inc. Model No: RC30-0168
: Input: 100-240 Vac,50/60Hz, 2.0A
Output: 20V,2.25A

Date of Test : Aug.20~Sep.10, 2015

Date of Receipt : Aug.17, 2015

2.2. Test Information

A special test software was used to control EUT work in Continuous TX mode (nearly 100% duty cycle), and select test channel, wireless mode and data rate.

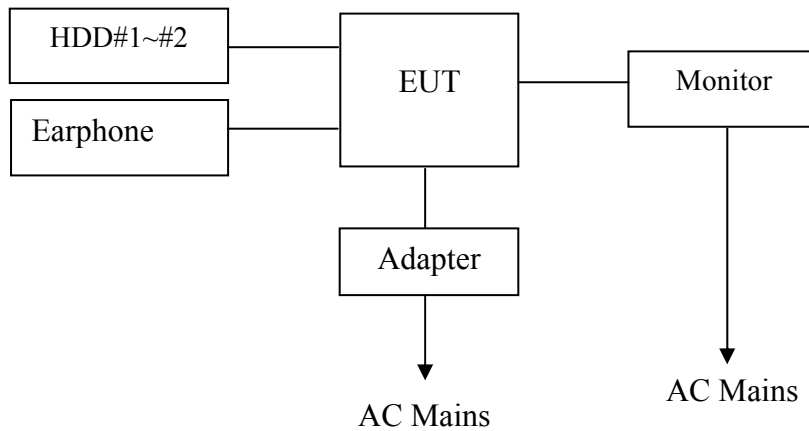
Tested mode, channel, and data rate information			
Mode	data rate (Mbps)(see Note)	Channel	Frequency (MHz)
IEEE 802.11a	6	Low :CH36	5180
	6	Middle: CH40	5200
	6	High: CH48	5240
	6	Low :CH52	5260
	6	Middle: CH60	5300
	6	High: CH64	5320
	6	Low :CH100	5500
	6	Middle: CH120	5600
	6	High: CH140	5700
	6	Low :CH149	5745
	6	Middle: CH157	5785
	6	High: CH165	5825
IEEE 802.11nHT20	MCS0	Low :CH36	5180
	MCS0	Middle: CH40	5200
	MCS0	High: CH48	5240
	MCS0	Low :CH52	5260
	MCS0	Middle: CH60	5300
	MCS0	High: CH64	5320
	MCS0	Low :CH100	5500
	MCS0	Middle: CH120	5600
	MCS0	High: CH140	5700
	MCS0	Low :CH149	5745
	MCS0	Middle: CH157	5785
	MCS0	High: CH165	5825
IEEE 802.11nHT40	MCS0	Low :CH38	5190
	MCS0	High: CH46	5230
	MCS0	Low :CH54	5270
	MCS0	High: CH62	5310
	MCS0	Low :CH102	5510
	MCS0	High: CH134	5670
	MCS0	Low :CH151	5755
	MCS0	High: CH159	5795

IEEE 802.11acVHT20	MCS0	Low :CH36	5180
	MCS0	Middle: CH40	5200
	MCS0	High: CH48	5240
	MCS0	Low :CH52	5260
	MCS0	Middle: CH60	5300
	MCS0	High: CH64	5320
	MCS0	Low :CH100	5500
	MCS0	Middle: CH120	5600
	MCS0	High: CH140	5700
	MCS0	Low :CH149	5745
	MCS0	Middle: CH157	5785
	MCS0	High: CH165	5825
IEEE 802.11acVHT40	MCS0	Low :CH38	5190
	MCS0	High: CH46	5230
	MCS0	Low :CH54	5270
	MCS0	High: CH62	5310
	MCS0	Low :CH102	5510
	MCS0	High: CH134	5670
	MCS0	Low :CH151	5755
	MCS0	High: CH159	5795
IEEE 802.11acVHT80	MCS0	CH42	5210
	MCS0	CH58	5290
	MCS0	CH106	5530
	MCS0	CH155	5775
<p>Note: 1. According exploratory test, EUT will have maximum output power in those data rate, so those data rate were used for all test.</p> <p>Note: 2. 11a use SISO Mode. Use ANT0 which has the worse case emission for the Radiated emission and band edge measurement, 11ac/n use MIMO Mode, test with two antenna transmit simultaneously and comply with KDB662911D01 V02r01.</p>			

2.1. Tested Supporting System Details

No.	Description	ACS No.	Manufacturer	Model	Serial Number	Approved type
1.	HDD#1	ACS-EMC-HDD02	Terasys	F12-UF	A0100215-53 90018	<input type="checkbox"/> FCC ID <input checked="" type="checkbox"/> BSMI ID : 4912A022
		Data Cable: Shielded, Detachable, 1.0m				
2.	HDD#2	ACS-EMC-HDD03	Terasys	F12-UF	A0100215-53 90030	<input type="checkbox"/> FCC ID <input checked="" type="checkbox"/> BSMI ID : 4912A022
		Data Cable: Shielded, Detachable, 1.0m				
3.	Earphone	ACS-EMC-EP01	OVANN	OV880V	---	<input checked="" type="checkbox"/> CCC
		Data Cable: Shielded, Undetachable, 2.0m				
4.	3D Monitor	---	Samsung	SA950	---	---
		Adapter: M/N:AD-6314N DC Cable: Unshielded Undetachable 1.5m AC Cable: Unshielded Detachable 1.8m				

2.2. Block diagram of connection between the EUT and simulators



(EUT: Notebook)

2.3. Test Facility

Site Description

Name of Firm	:	Audix Technology (Shenzhen) Co., Ltd. No. 6, Ke Feng Rd., 52 Block, Shenzhen Science & Industrial Park, Nantou, Shenzhen, Guangdong, China
3m Anechoic Chamber	:	Certificated by FCC, USA Registration Number: 90454 Valid Date: Dec.30, 2017
3m & 10m Anechoic Chamber	:	Certificated by FCC, USA Registration Number: 794232 Valid Date: Jul.12, 2017
EMC Lab.	:	Certificated by Industry Canada Registration Number: IC 5183A-1 Valid Date: May.14, 2017
	:	Certificated by DAkkS, Germany Registration No: D-PL-12151-01-00 Valid Date: Dec.15, 2016
	:	Accredited by NVLAP, USA NVLAP Code: 200372-0 Valid Date: Mar.31, 2016

2.4. Measurement Uncertainty (95% confidence levels, k=2)

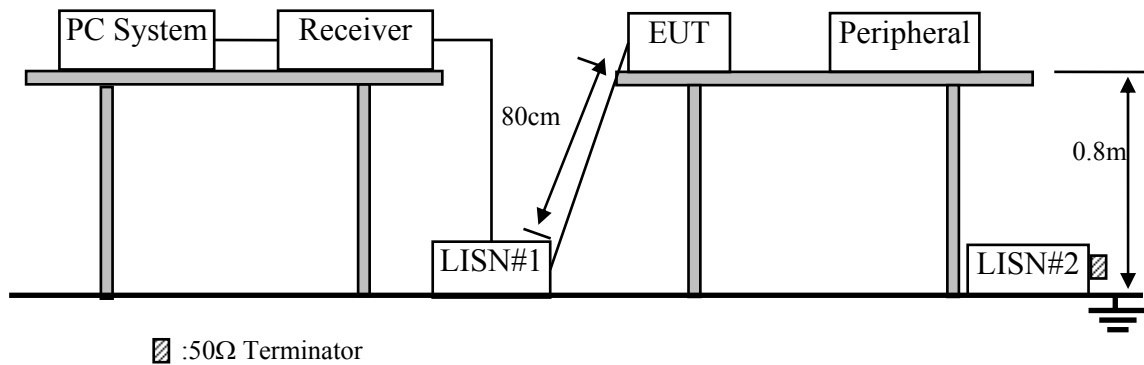
Test Item	Uncertainty
Uncertainty for Conduction emission test in No. 1 Conduction	3.4dB (150KHz to 30MHz)
Uncertainty for Radiation Emission test in 3m chamber	3.0 dB(30~200MHz, Polarization: H)
	3.0 dB(30~200MHz, Polarization: V)
	3.2 dB(200M~1GHz, Polarization: H)
	3.1 dB(200M~1GHz, Polarization: V)
Uncertainty for Radiation Emission test in 3m chamber (1GHz-18GHz)	6.3 dB (1~6GHz, Distance: 3m)
	5.7 dB (6~18GHz, Distance: 3m)
Uncertainty for Radiated Spurious Emission test in RF chamber	3.6 dB
Uncertainty for Conduction Spurious emission test	2.0 dB
Uncertainty for Output power test	0.8 dB
Uncertainty for Bandwidth test	83 kHz
Uncertainty for DC power test	0.1 %
Uncertainty for test site temperature and humidity	0.6°C
	3%

3. POWER LINE CONDUCTED EMISSION TEST

3.1. Test Equipments

Item	Equipment	Manufacturer	Model No.	Serial No.	Last Cal.	Cal. Interval
1.	1# Shielding Room	AUDIX	N/A	N/A	Apr.17,15	1 Year
2.	Test Receiver	Rohde & Schwarz	ESCI	100842	Apr.28,15	1 Year
3.	L.I.S.N.#1	Rohde & Schwarz	ESH2-Z5	100429	Oct.29,14	1 Year
4.	L.I.S.N.#2	Kyoritsu	K NW-403D	8-1750-2	Apr.28,15	1 Year
5.	Terminator	Hubersuhner	50Ω	No.1	Apr.28,15	1 Year
6.	Terminator	Hubersuhner	50Ω	No.2	Apr.28,15	1 Year
7.	RF Cable	MIYAZAKI	3D-2W	No.1	Apr.28,15	1Year
8.	Coaxial Switch	Anritsu	MP59B	6200766906	Apr.28,15	1 Year
9.	Pulse Limiter	Rohde & Schwarz	ESH3-Z2	101838	Oct.29,14	1 Year
10.	Test Software	AUDIX	E3	6.100913a	N/A	N/A

3.2. Block Diagram of Test Setup



3.3. Power Line Conducted Emission Test Limits

Frequency	Maximum RF Line Voltage	
	Quasi-Peak Level dB(μV)	Average Level dB(μV)
150kHz ~ 500kHz	66 ~ 56*	56 ~ 46*
500kHz ~ 5MHz	56	46
5MHz ~ 30MHz	60	50

Notes: 1. * Decreasing linearly with logarithm of frequency.

2. The lower limit shall apply at the transition frequencies.

3.4. Configuration of EUT on Test

The following equipment are installed on Power Line Conducted Emission Test to meet the commission requirement and operating regulations in a manner which tends to maximize its emission characteristics in a normal application.

3.4.1. Notebook (EUT)

Model Number : RZ09-0168
Serial Number : N/A

3.4.2. Support Equipment: As Tested Supporting System Details, in Section 2.2.

3.5. Operating Condition of EUT

3.5.1. Setup the EUT and simulator as shown as Section 3.2.

3.5.2. Turned on the power of all equipment.

3.5.3. PC run test software to control EUT work in Tx mode.

3.6. Test Procedure

The EUT was placed on a non-metallic table, 80cm above the ground plane. The EUT Power Via PC connected to the power mains through a line impedance stabilization network (L.I.S.N. 1#). This provides a 50 ohm coupling impedance for the EUT (Please refer the block diagram of the test setup and photographs). The AC line are checked to find out the maximum conducted emission. In order to find the maximum emission levels, the relative positions of equipment and all of the interface cables shall be changed according to ANSI C63.10: 2013 on Conducted Emission Test.

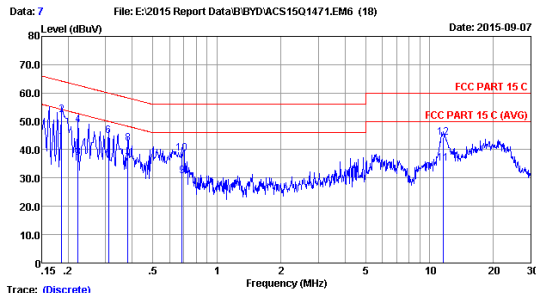
The bandwidth of test receiver (R & S ESCI) is set at 9kHz.

The frequency range from 150kHz to 30MHz is checked.

3.7. Power Line Conducted Emission Test Results

PASS. (All emissions not reported below are too low against the prescribed limits.)

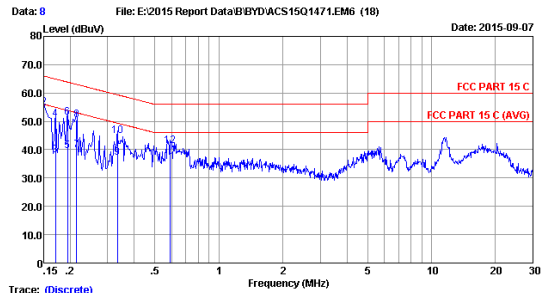
5180-5240MHz Band:



Data: 7 File: E:\2015 Report Data\B\BYD\ACS1501471.EM6 (18) Date: 2015-09-07
 Trace: (Discrete)
 Site no :1# Conduction Data No :7
 Dis./Lisn :2014 ESH2-Z5 LINE
 Limit :FCC PART 15 C
 Env./Ins. :25.5°C/54% Engineer :Evan
 EUT :Notebook M/N:R209-0168
 Power Rating :DC 20V From Adapter Input AC 120V/60Hz
 Test Mode :TX Mode

No	Freq (MHz)	LISN Factor (dB)	Cable Loss (dB)	Reading (dBuV)	Emission Level (dBuV)	Limits (dBuV)	Margin (dB)	Remark
1	0.186	0.13	10.28	32.40	42.81	54.20	11.39	Average
2	0.186	0.13	10.28	41.94	52.35	64.20	11.85	QP
3	0.222	0.13	10.26	26.90	37.29	52.74	15.45	Average
4	0.222	0.13	10.26	38.43	48.82	62.74	13.92	QP
5	0.310	0.13	10.21	26.21	36.55	49.97	13.42	Average
6	0.310	0.13	10.21	34.57	44.91	59.97	15.06	QP
7	0.381	0.60	10.19	24.30	35.09	48.25	13.16	Average
8	0.381	0.60	10.19	31.56	42.35	58.25	15.90	QP
9	0.686	0.14	10.16	20.40	30.70	46.00	15.30	Average
10	0.686	0.14	10.16	28.33	38.63	56.00	17.37	QP
11	11.621	0.34	10.11	24.80	35.25	50.00	14.75	Average
12	11.621	0.34	10.11	33.76	44.21	60.00	15.79	QP

Remarks: 1.Emission Level=LISN Factor+Cable Loss(Include 10dB pulse limit)+Reading.
 2.If the average limit is met when using a quasi-peak detector, the EUT shall be deemed to meet both limits and measurement with average detector is unnecessary.

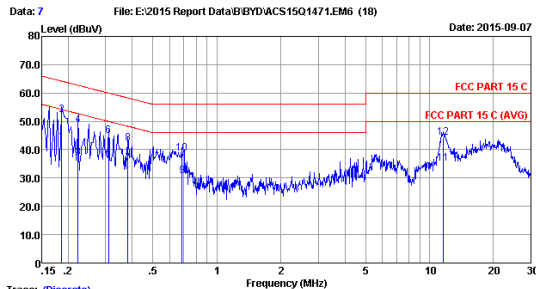


Data: 8 File: E:\2015 Report Data\B\BYD\ACS1501471.EM6 (18) Date: 2015-09-07
 Trace: (Discrete)
 Site no :1# Conduction Data No :8
 Dis./Lisn :2014 ESH2-Z5 NEUTRAL
 Limit :FCC PART 15 C
 Env./Ins. :25.5°C/54% Engineer :Evan
 EUT :Notebook M/N:R209-0168
 Power Rating :DC 20V From Adapter Input AC 120V/60Hz
 Test Mode :TX Mode

No	Freq (MHz)	LISN Factor (dB)	Cable Loss (dB)	Reading (dBuV)	Emission Level (dBuV)	Limits (dBuV)	Margin (dB)	Remark
1	0.150	0.13	10.30	32.90	43.33	56.00	12.67	Average
2	0.150	0.13	10.30	44.50	54.93	66.00	11.07	QP
3	0.170	0.13	10.29	27.60	38.02	54.94	16.92	Average
4	0.170	0.13	10.29	40.27	50.69	64.94	14.25	QP
5	0.194	0.13	10.27	29.20	39.60	53.84	14.24	Average
6	0.194	0.13	10.27	41.05	51.45	63.84	12.39	QP
7	0.214	0.13	10.26	29.40	39.79	53.05	13.26	Average
8	0.214	0.13	10.26	40.08	50.47	63.05	12.58	QP
9	0.334	0.15	10.20	26.70	37.05	49.35	12.30	Average
10	0.334	0.15	10.20	34.39	44.74	59.35	14.61	QP
11	0.589	0.16	10.15	25.30	35.61	46.00	10.39	Average
12	0.589	0.16	10.15	31.15	41.46	56.00	14.54	QP

Remarks: 1.Emission Level=LISN Factor+Cable Loss(Include 10dB pulse limit)+Reading.
 2.If the average limit is met when using a quasi-peak detector, the EUT shall be deemed to meet both limits and measurement with average detector is unnecessary.

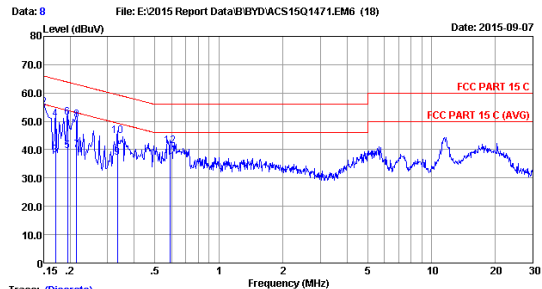
5260-5320MHz Band:



Data: 7 File: E:\2015 Report Data\B\BYD\ACS1501471.EM6 (18) Date: 2015-09-07
 Trace: (Discrete)
 Site no :1# Conduction Data No :7
 Dis./Lisn :2014 ESH2-Z5 LINE
 Limit :FCC PART 15 C
 Env./Ins. :25.5°C/54% Engineer :Evan
 EUT :Notebook M/N:R209-0168
 Power Rating :DC 20V From Adapter Input AC 120V/60Hz
 Test Mode :TX Mode

No	Freq (MHz)	LISN Factor (dB)	Cable Loss (dB)	Reading (dBuV)	Emission Level (dBuV)	Limits (dBuV)	Margin (dB)	Remark
1	0.186	0.13	10.28	32.40	42.81	54.20	11.39	Average
2	0.186	0.13	10.28	41.94	52.35	64.20	11.85	QP
3	0.222	0.13	10.26	26.90	37.29	52.74	15.45	Average
4	0.222	0.13	10.26	38.43	48.82	62.74	13.92	QP
5	0.310	0.13	10.21	26.21	36.55	49.97	13.42	Average
6	0.310	0.13	10.21	34.57	44.91	59.97	15.06	QP
7	0.381	0.60	10.19	24.30	35.09	48.25	13.16	Average
8	0.381	0.60	10.19	31.56	42.35	58.25	15.90	QP
9	0.686	0.14	10.16	20.40	30.70	46.00	15.30	Average
10	0.686	0.14	10.16	28.33	38.63	56.00	17.37	QP
11	11.621	0.34	10.11	24.80	35.25	50.00	14.75	Average
12	11.621	0.34	10.11	33.76	44.21	60.00	15.79	QP

Remarks: 1.Emission Level=LISN Factor+Cable Loss(Include 10dB pulse limit)+Reading.
 2.If the average limit is met when using a quasi-peak detector, the EUT shall be deemed to meet both limits and measurement with average detector is unnecessary.

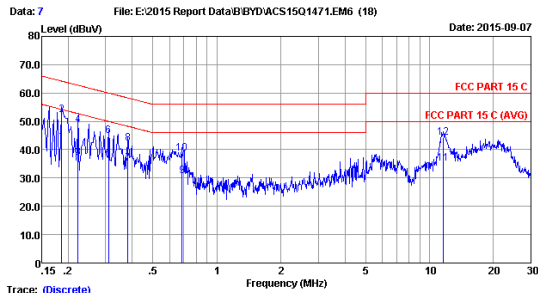


Data: 8 File: E:\2015 Report Data\B\BYD\ACS1501471.EM6 (18) Date: 2015-09-07
 Trace: (Discrete)
 Site no :1# Conduction Data No :8
 Dis./Lisn :2014 ESH2-Z5 NEUTRAL
 Limit :FCC PART 15 C
 Env./Ins. :25.5°C/54% Engineer :Evan
 EUT :Notebook M/N:R209-0168
 Power Rating :DC 20V From Adapter Input AC 120V/60Hz
 Test Mode :TX Mode

No	Freq (MHz)	LISN Factor (dB)	Cable Loss (dB)	Reading (dBuV)	Emission Level (dBuV)	Limits (dBuV)	Margin (dB)	Remark
1	0.150	0.13	10.30	32.90	43.33	56.00	12.67	Average
2	0.150	0.13	10.30	44.50	54.93	66.00	11.07	QP
3	0.170	0.13	10.29	27.60	38.02	54.94	16.92	Average
4	0.170	0.13	10.29	40.27	50.69	64.94	14.25	QP
5	0.194	0.13	10.27	29.20	39.60	53.84	14.24	Average
6	0.194	0.13	10.27	41.05	51.45	63.84	12.39	QP
7	0.214	0.13	10.26	29.40	39.79	53.05	13.26	Average
8	0.214	0.13	10.26	40.08	50.47	63.05	12.58	QP
9	0.334	0.15	10.20	26.70	37.05	49.35	12.30	Average
10	0.334	0.15	10.20	34.39	44.74	59.35	14.61	QP
11	0.589	0.16	10.15	25.30	35.61	46.00	10.39	Average
12	0.589	0.16	10.15	31.15	41.46	56.00	14.54	QP

Remarks: 1.Emission Level=LISN Factor+Cable Loss(Include 10dB pulse limit)+Reading.
 2.If the average limit is met when using a quasi-peak detector, the EUT shall be deemed to meet both limits and measurement with average detector is unnecessary.

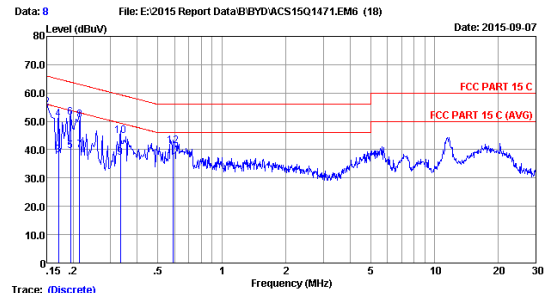
5500-5700MHz Band:



Trace: (Discrete)
 Site no :1# Conduction Data No :7
 Dis./Lisn :2014 ESH2-Z5 LINE
 Limit :FCC PART 15 C
 Env./Ins. :25.5°C/54% Engineer :Evan
 EUT :Notebook M/N:RZ09-0168
 Power Rating :DC 20V From Adapter Input AC 120V/60Hz
 Test Mode :TX Mode

No	Freq (MHz)	LISN Factor (dB)	Cable Loss (dB)	Reading (dBuV)	Emission Level (dBuV)	Limits (dBuV)	Margin (dB)	Remark
1	0.186	0.13	10.28	32.40	42.81	54.20	11.39	Average
2	0.186	0.13	10.28	41.94	52.35	64.20	11.85	QP
3	0.222	0.13	10.26	26.90	37.29	52.74	15.45	Average
4	0.222	0.13	10.26	38.43	48.82	62.74	13.92	QP
5	0.310	0.13	10.21	26.21	36.55	49.97	13.42	Average
6	0.310	0.13	10.21	34.57	44.91	59.97	15.06	QP
7	0.381	0.60	10.19	24.30	35.09	48.25	13.16	Average
8	0.381	0.60	10.19	31.56	42.35	58.25	15.90	QP
9	0.686	0.14	10.16	20.40	30.70	46.00	15.30	Average
10	0.686	0.14	10.16	28.33	38.63	56.00	17.37	QP
11	11.621	0.34	10.11	24.80	35.25	50.00	14.75	Average
12	11.621	0.34	10.11	33.76	44.21	60.00	15.79	QP

Remarks: 1.Emission Level=LISN Factor+Cable Loss(Include 10dB pulse limit)+Reading.
 2.If the average limit is met when using a quasi-peak detector, the EUT shall be deemed to meet both limits and measurement with average detector is unnecessary.

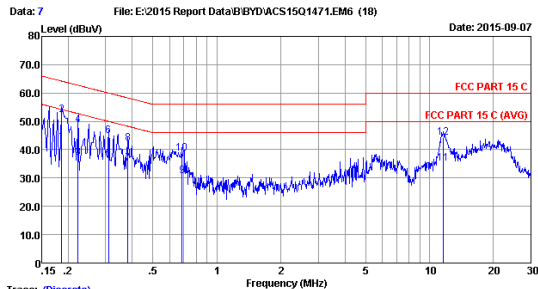


Trace: (Discrete)
 Site no :1# Conduction Data No :8
 Dis./Lisn :2014 ESH2-Z5 NEUTRAL
 Limit :FCC PART 15 C
 Env./Ins. :25.5°C/54% Engineer :Evan
 EUT :Notebook M/N:RZ09-0168
 Power Rating :DC 20V From Adapter Input AC 120V/60Hz
 Test Mode :TX Mode

No	Freq (MHz)	LISN Factor (dB)	Cable Loss (dB)	Reading (dBuV)	Emission Level (dBuV)	Limits (dBuV)	Margin (dB)	Remark
1	0.150	0.13	10.30	32.90	43.33	56.00	12.67	Average
2	0.150	0.13	10.30	44.50	54.93	66.00	11.07	QP
3	0.170	0.13	10.29	27.60	38.02	54.94	16.92	Average
4	0.170	0.13	10.29	40.27	50.69	64.94	14.25	QP
5	0.194	0.13	10.27	29.20	39.60	53.84	14.24	Average
6	0.194	0.13	10.27	41.05	51.45	63.84	12.39	QP
7	0.214	0.13	10.26	29.40	39.79	53.05	13.26	Average
8	0.214	0.13	10.26	40.08	50.47	63.05	12.58	QP
9	0.334	0.15	10.20	26.70	37.05	49.35	12.30	Average
10	0.334	0.15	10.20	34.39	44.74	59.35	14.61	QP
11	0.589	0.16	10.15	25.30	35.61	46.00	10.39	Average
12	0.589	0.16	10.15	31.15	41.46	56.00	14.54	QP

Remarks: 1.Emission Level=LISN Factor+Cable Loss(Include 10dB pulse limit)+Reading.
 2.If the average limit is met when using a quasi-peak detector, the EUT shall be deemed to meet both limits and measurement with average detector is unnecessary.

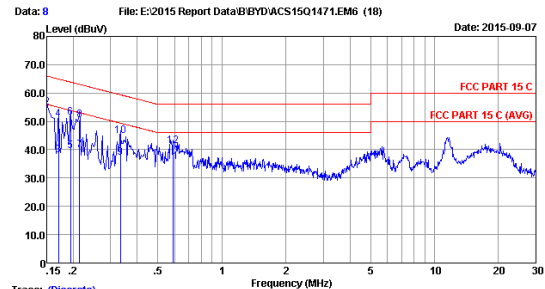
5745-5825MHz Band:



Trace: (Discrete)
 Site no :1# Conduction Data No :7
 Dis./Lisn :2014 ESH2-Z5 LINE
 Limit :FCC PART 15 C
 Env./Ins. :25.5°C/54% Engineer :Evan
 EUT :Notebook M/N:RZ09-0168
 Power Rating :DC 20V From Adapter Input AC 120V/60Hz
 Test Mode :TX Mode

No	Freq (MHz)	LISN Factor (dB)	Cable Loss (dB)	Reading (dBuV)	Emission Level (dBuV)	Limits (dBuV)	Margin (dB)	Remark
1	0.186	0.13	10.28	32.40	42.81	54.20	11.39	Average
2	0.186	0.13	10.28	41.94	52.35	64.20	11.85	QP
3	0.222	0.13	10.26	26.90	37.29	52.74	15.45	Average
4	0.222	0.13	10.26	38.43	48.82	62.74	13.92	QP
5	0.310	0.13	10.21	26.21	36.55	49.97	13.42	Average
6	0.310	0.13	10.21	34.57	44.91	59.97	15.06	QP
7	0.381	0.60	10.19	24.30	35.09	48.25	13.16	Average
8	0.381	0.60	10.19	31.56	42.35	58.25	15.90	QP
9	0.686	0.14	10.16	20.40	30.70	46.00	15.30	Average
10	0.686	0.14	10.16	28.33	38.63	56.00	17.37	QP
11	11.621	0.34	10.11	24.80	35.25	50.00	14.75	Average
12	11.621	0.34	10.11	33.76	44.21	60.00	15.79	QP

Remarks: 1.Emission Level=LISN Factor+Cable Loss(Include 10dB pulse limit)+Reading.
 2.If the average limit is met when using a quasi-peak detector, the EUT shall be deemed to meet both limits and measurement with average detector is unnecessary.



Trace: (Discrete)
 Site no :1# Conduction Data No :8
 Dis./Lisn :2014 ESH2-Z5 NEUTRAL
 Limit :FCC PART 15 C
 Env./Ins. :25.5°C/54% Engineer :Evan
 EUT :Notebook M/N:RZ09-0168
 Power Rating :DC 20V From Adapter Input AC 120V/60Hz
 Test Mode :TX Mode

No	Freq (MHz)	LISN Factor (dB)	Cable Loss (dB)	Reading (dBuV)	Emission Level (dBuV)	Limits (dBuV)	Margin (dB)	Remark
1	0.150	0.13	10.30	32.90	43.33	56.00	12.67	Average
2	0.150	0.13	10.30	44.50	54.93	66.00	11.07	QP
3	0.170	0.13	10.29	27.60	38.02	54.94	16.92	Average
4	0.170	0.13	10.29	40.27	50.69	64.94	14.25	QP
5	0.194	0.13	10.27	29.20	39.60	53.84	14.24	Average
6	0.194	0.13	10.27	41.05	51.45	63.84	12.39	QP
7	0.214	0.13	10.26	29.40	39.79	53.05	13.26	Average
8	0.214	0.13	10.26	40.08	50.47	63.05	12.58	QP
9	0.334	0.15	10.20	26.70	37.05	49.35	12.30	Average
10	0.334	0.15	10.20	34.39	44.74	59.35	14.61	QP
11	0.589	0.16	10.15	25.30	35.61	46.00	10.39	Average
12	0.589	0.16	10.15	31.15	41.46	56.00	14.54	QP

Remarks: 1.Emission Level=LISN Factor+Cable Loss(Include 10dB pulse limit)+Reading.
 2.If the average limit is met when using a quasi-peak detector, the EUT shall be deemed to meet both limits and measurement with average detector is unnecessary.

4. RADIATED EMISSION TEST

4.1. Test Equipment

4.1.1. For frequency range 30 MHz ~1000MHz (At Anechoic Chamber)

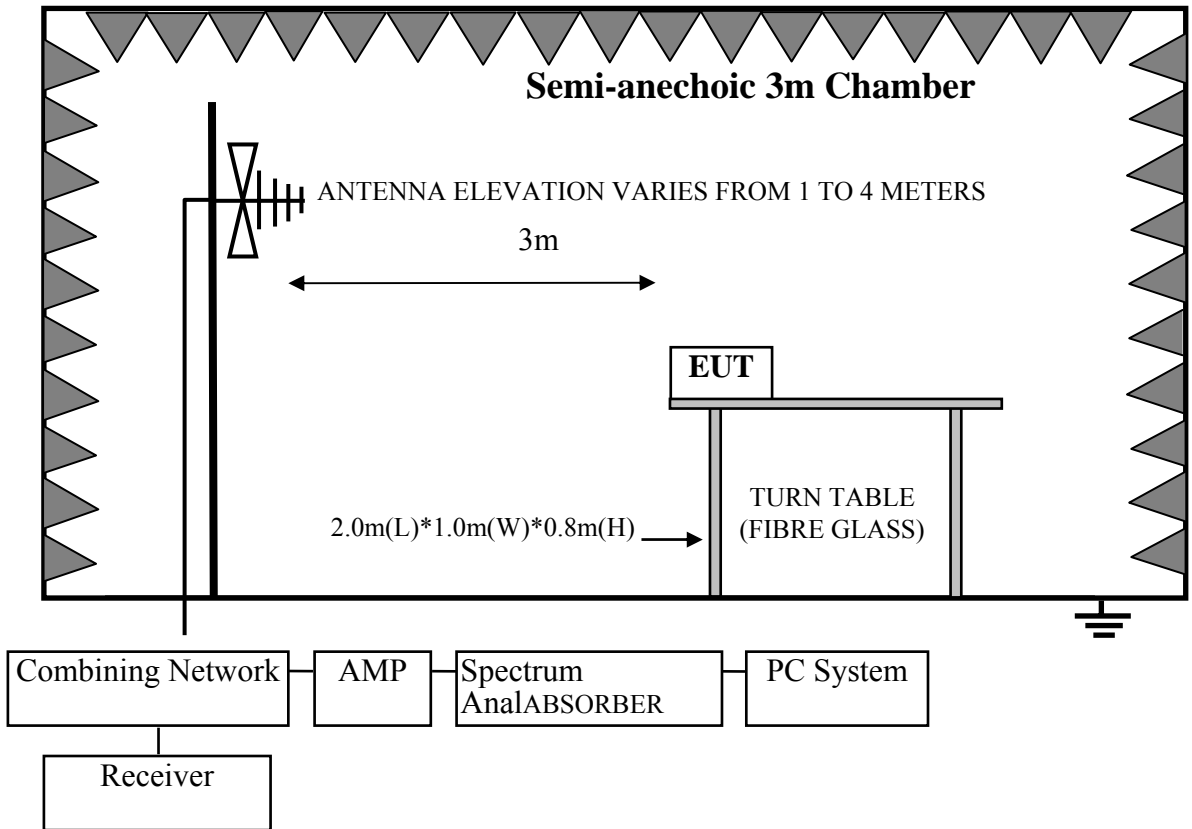
Item	Equipment	Manufacturer	Model No.	Serial No.	Last Cal.	Cal. Interval
1.	3#Chamber	AUDIX	N/A	N/A	Nov.23,14	1 Year
2.	EMI Spectrum	Agilent	E4407B	MY41440292	Apr.28,15	1 Year
3.	Test Receiver	Rohde & Schwarz	ESVS10	834468/011	Apr.28,15	1 Year
4.	Amplifier	HP	8447D	2648A04738	Apr.28,15	1 Year
5.	Trilog-Broadband Antenna	SCHWARZBECK	VULB 9168	9168-493	May.06,15	1 Year
6.	RF Cable	MIYAZAKI	CFD400-N W(3.5M)	No.3	Apr.28,15	1 Year
7.	RF Cable	MIYAZAKI	CFD400-L W(22M)	No.7	Apr.28,15	1 Year
8.	Coaxial Switch	Anritsu	MP59B	6201397222	Apr.28,15	1 Year
9.	Test Software	AUDIX	E3	6.2009-5-21a(n)	N/A	N/A

4.1.2. For frequency range 1GHz~40GHz (At Anechoic Chamber)

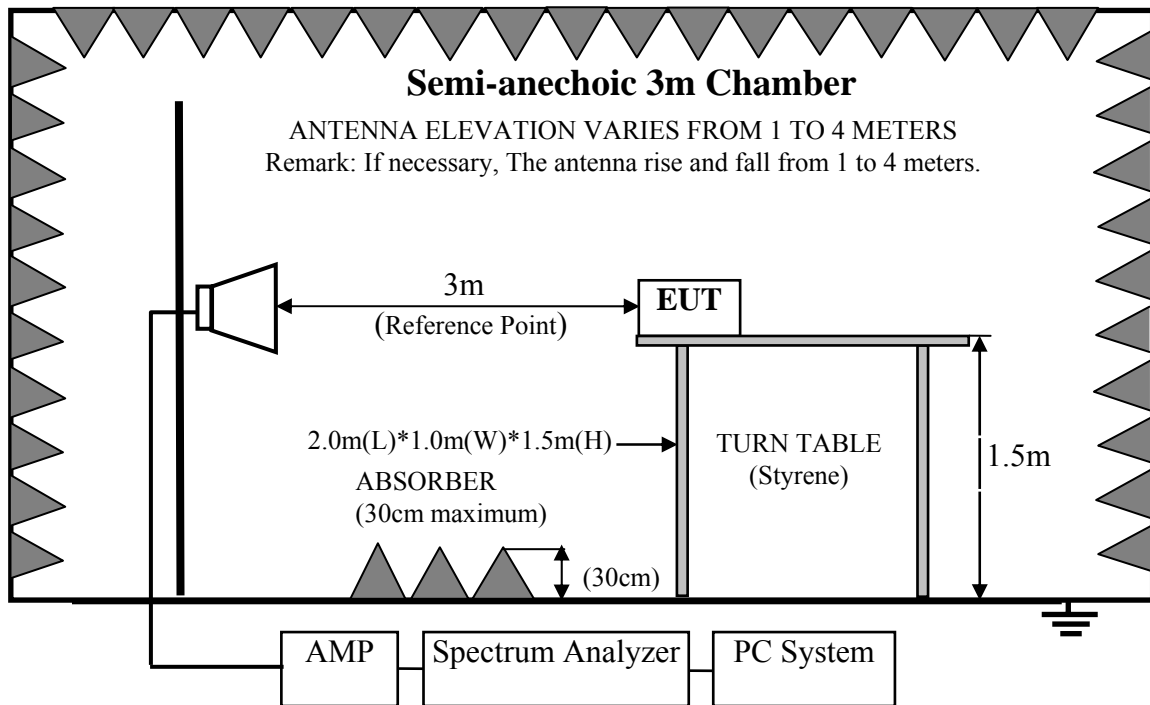
Item	Equipment	Manufacturer	Model No.	Serial No.	Last Cal.	Cal. Interval
1.	3#Chamber	AUDIX	N/A	N/A	Nov.02, 14	1 Year
2.	Spectrum Analyzer	Agilent	E4407B	MY41440292	Apr. 28,15	1 Year
3.	Horn Antenna	ETS	3115	9607-4877	Sep.20, 14	1 Year
4.	Amplifier	Agilent	8449B	3008A00863	Apr. 28,15	1 Year
5.	RF Cable	Hubersuhner	SUCOFLEX106	77977/6	Apr. 28,15	1 Year
6.	RF Cable	Hubersuhner	SUCOFLEX106	28616/2	Apr. 28,15	1 Year
7.	Horn Antenna	ETS	3116	00060089	Sep.20, 14	1 Year

4.2. Block Diagram of Test Setup

For frequency range 30MHz-1000MHz



For frequency range 1GHz-25GHz



4.3. Radiated Emission Limit

For transmitters operating in the 5.15-5.25 GHz; 5.25-5.35GHz; 5.47-5.725GHz, 5.725-5.850GHz band: all emissions outside of those band shall not exceed an EIRP of -27 dBm/MHz. Unwanted emissions below 1 GHz and those emissions appearing within 15.205 restricted frequency bands must comply with the general field strength limits set forth in Section 15.209

4.3.1. 15.209 limits

FREQUENCY MHz	DISTANCE Meters	FIELD STRENGTHS LIMIT	
		μV/m	dB(μV)/m
30 ~ 88	3	100	40.0
88 ~ 216	3	150	43.5
216 ~ 960	3	200	46.0
960 ~ 1000	3	500	54.0
Above 1000	3	74.0 dB(μV)/m (Peak) 54.0 dB(μV)/m (Average)	

Remark : (1) Emission level dBμV = 20 log Emission level μV/m

(2) The smaller limit shall apply at the cross point between two frequency bands.

(3) Distance is the distance in meters between the measuring instrument, antenna and the closest point of any part of the device or system.

4.3.2. 15.205 Restricted bands of operation

MHz	MHz	MHz	GHz
0.090 - 0.110	16.42 - 16.423	399.9 - 410	4.5 - 5.15
0.495 - 0.505	16.69475 - 16.69525	608 - 614	5.35 - 5.46
2.1735 - 2.1905	16.80425 - 16.80475	960 - 1240	7.25 - 7.75
4.125 - 4.128	25.5 - 25.67	1300 - 1427	8.025 - 8.5
4.17725 - 4.17775	37.5 - 38.25	1435 - 1626.5	9.0 - 9.2
4.20725 - 4.20775	73 - 74.6	1645.5 - 1646.5	9.3 - 9.5
6.215 - 6.218	74.8 - 75.2	1660 - 1710	10.6 - 12.7
6.26775 - 6.26825	108 - 121.94	1718.8 - 1722.2	13.25 - 13.4
6.31175 - 6.31225	123 - 138	2200 - 2300	14.47 - 14.5
8.291 - 8.294	149.9 - 150.05	2310 - 2390	15.35 - 16.2
8.362 - 8.366	156.52475 - 156.52525	2483.5 - 2500	17.7 - 21.4
8.37625 - 8.38675	156.7 - 156.9	2690 - 2900	22.01 - 23.12
8.41425 - 8.41475	162.0125 - 167.17	3260 - 3267	23.6 - 24.0
12.29 - 12.293	167.72 - 173.2	3332 - 3339	31.2 - 31.8
12.51975 - 12.52025	240 - 285	3345.8 - 3358	36.43 - 36.5
12.57675 - 12.57725	322 - 335.4	3600 - 4400	(²)

4.4. EUT Configuration on Test

The following equipment are installed on Power Line Conducted Emission Test to meet the commission requirement and operating regulations in a manner which tends to maximize its emission characteristics in a normal application.

4.4.1. Notebook (EUT)

Model Number : RZ09-0168

Serial Number : N/A

4.4.2. Support Equipment: As Tested Supporting System Details, in Section 2.2.

4.5. Operating Condition of EUT

- 4.5.1. Setup the EUT and simulator as shown as Section 4.2.
- 4.5.2. Turned on the power of all equipment.
- 4.5.3. Let EUT work in Tx mode.

4.6. Test Procedure

EUT and its simulators are placed on a turn table, which is 0.8 meter high above ground for frequency 30MHz~1000MHz, 1.5 meter high above ground for frequency above 1GHz and put the absorbing with 2.4m(L)*2.4m(W)*0.3m(H) on the ground. The turn table can rotate 360 degrees to determine the position of the maximum emission level. Power on the EUT and let it working in test mode, then test it. EUT is set 3 meters away from the receiving antenna, which is mounted on an antenna tower. The antenna can be moved up and down between 1 meter and 4 meters to find out the maximum emission level. Broadband antenna (calibrated bilog antenna) is used as receiving antenna for frequency 30MHz~1000MHz, and the Horn antenna is used as receiving antenna for frequency above 1GHz. Both horizontal and vertical polarization of the antenna is set on Test. In order to find the maximum emission levels, all of the interface cables must be manipulated according to ANSI C63.10-2013 on radiated emission Test.

For emissions below 1GHz and those emissions appearing within 15.205 restricted frequency bands use below procedure:

The bandwidth of the EMI test receiver (R&S ESVS10) is set at 120kHz for frequency range from 30MHz to 1000 MHz.

The bandwidth of the Spectrum's VBW is set at 1MHz and RBW is set at 1MHz for peak emissions measurement above 1GHz and 1MHz RBW, 10Hz VBW for average emissions measure above 1GHz

For the emissions above 1GHz and not appearing within 15.205 restricted frequency bands use below procedure:

- (1). The maximum emission at 3m distance was measured and recorded with receive antenna in both vertical and horizontal by rotating the turntable and by lowering the receive antenna.
- (2). The EUT was then removed and replaced with a substitution antenna in the same position and the substitution antenna must have the same polarization with the receive antenna.
- (3). A signal which have the same frequency obtained in step 2 was fed to the substitution, the receive antenna was raised and lowered to obtain a maximum reading at the test receiver, the level of the signal generator was adjusted until the measured field strength level in step 2 was obtained, recorded the level of the signal generator.
- (4). Repeated step 4 with both antenna polarizations
- (5). The spurious emissions is equal to the power supplied by the signal generator and corrections due to the gain of the substitution antenna and the cable loss between the signal generator and the substitution antenna. or use procedure (6).
- (6). Per KDB789033 clause H 2)d). if the test distance is 3m, the $EIRP(dBm) = E(dBuV/m) - 95.2$
Get the result of all unwanted emission outside the restricted band is less than the -27dBm/MHz.

We had checked frequency range that is 30MHz to 10th harmonic (40GHz) and no any emissions were found from 18GHz to 40GHz, so the radiated emission from 18GHz to 40GHz were not record.

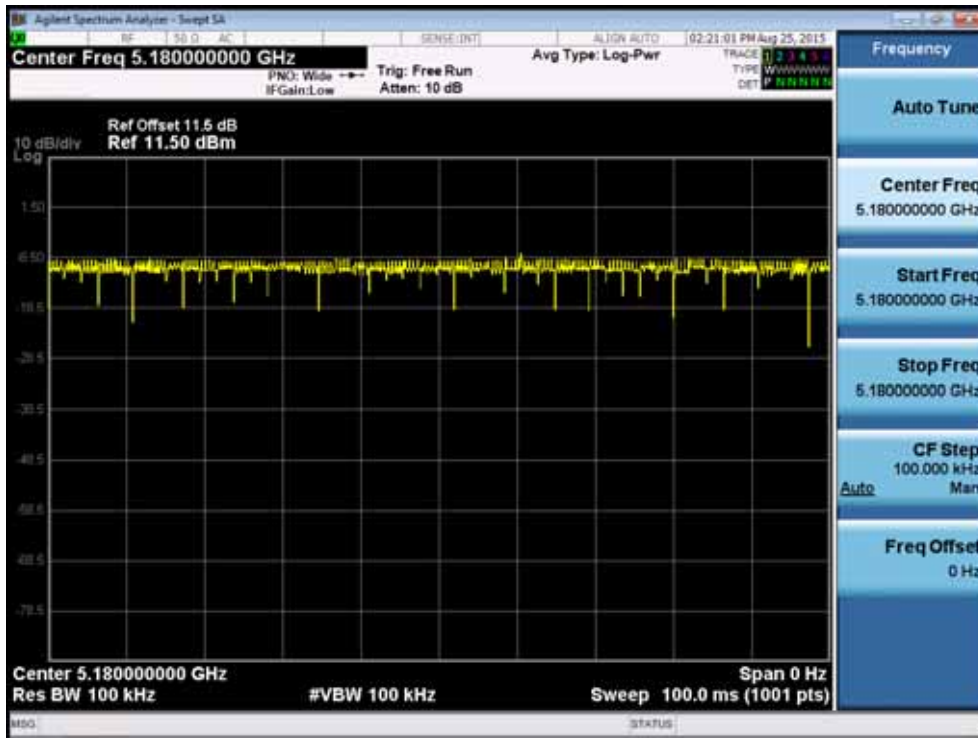
4.7. Radiated Emission Test Results

PASS.

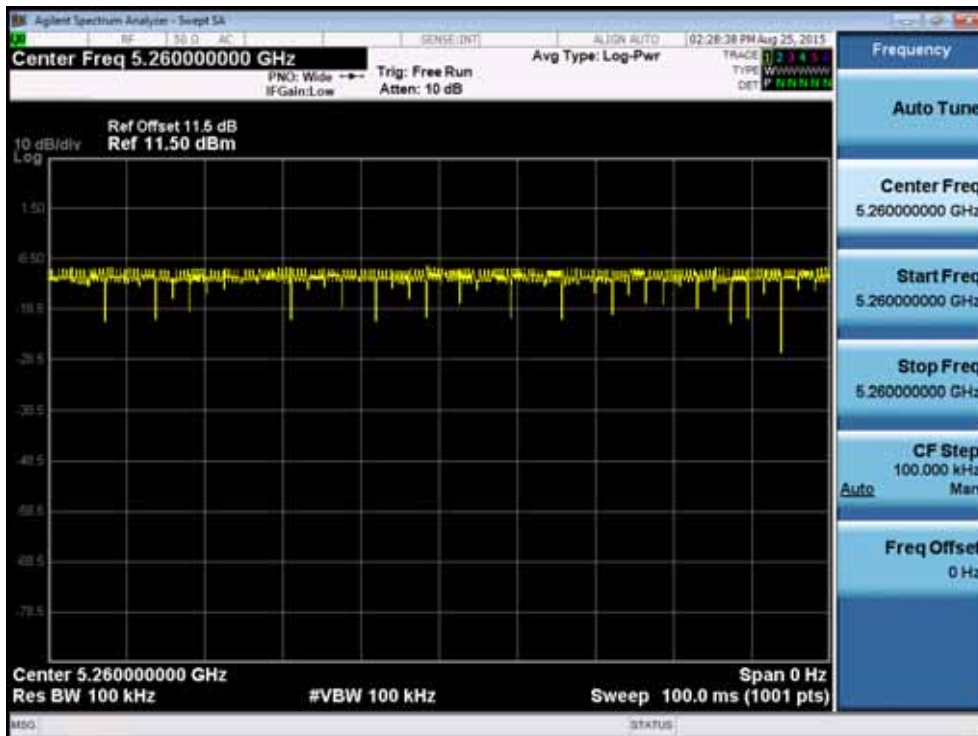
All the emissions from 30MHz to 1 GHz were comply with 15.209 limits.
All other emission comply with 15.407 (b)(1) requirements.

Duty cycle

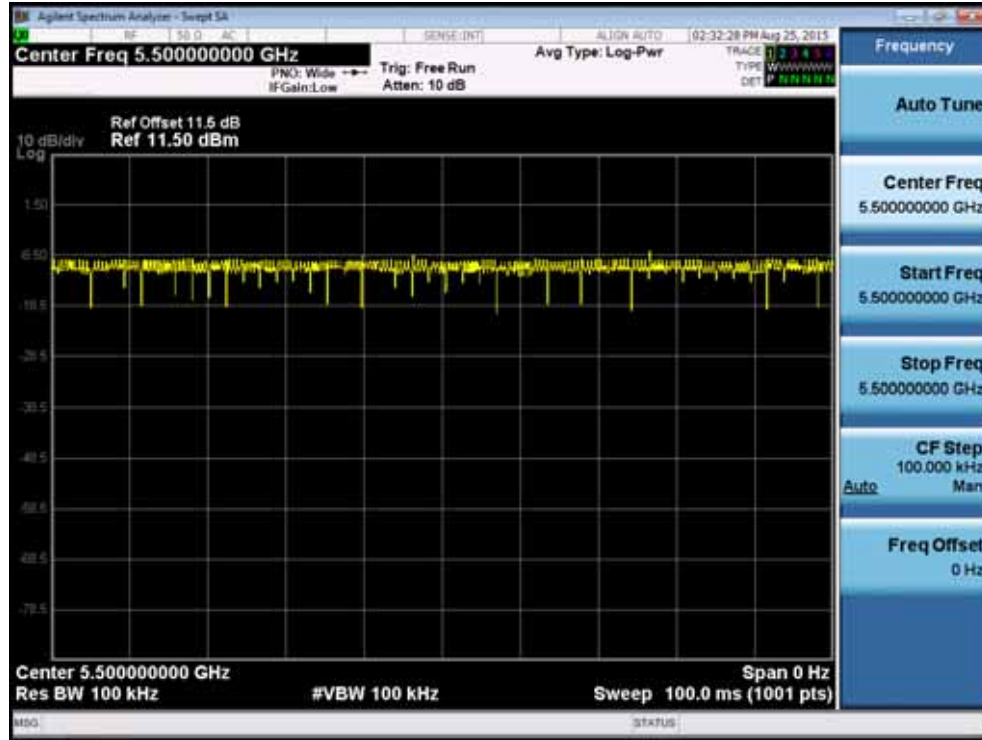
5180-5240MHz Band:



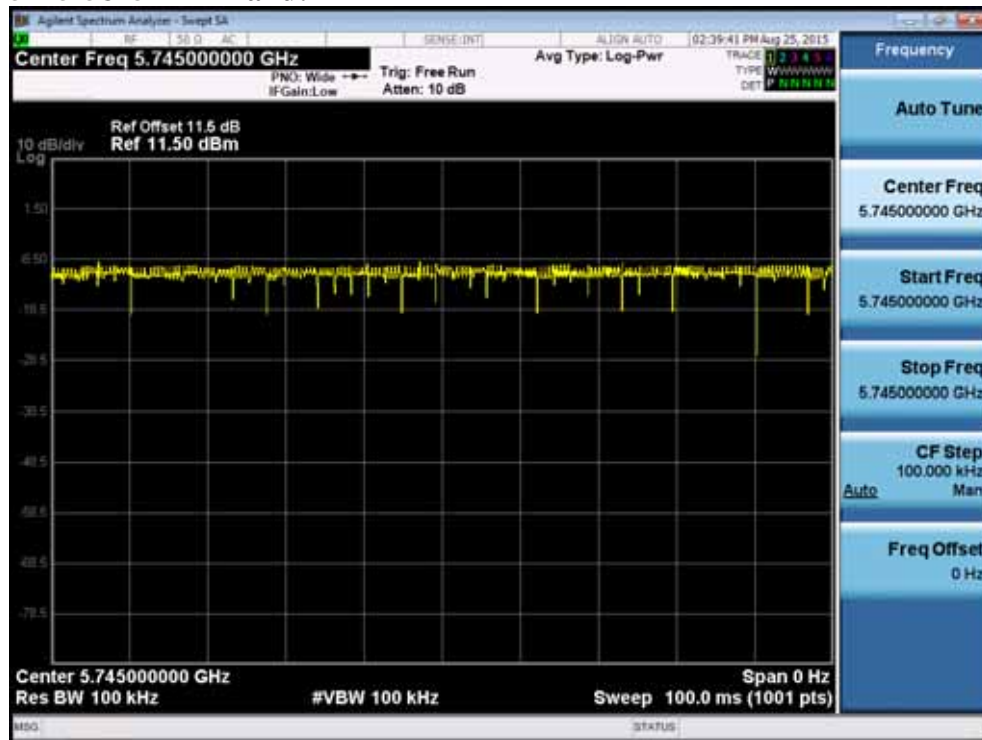
5260-5320MHz Band:



5500-5700MHz Band:

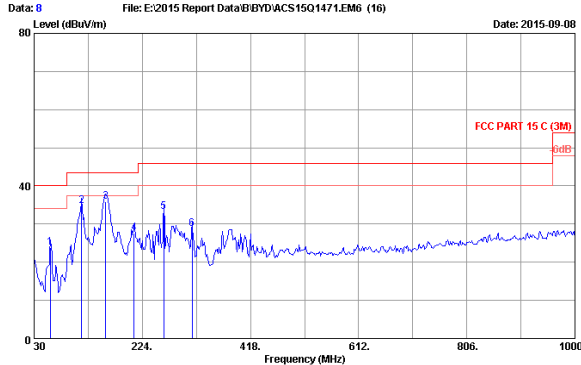


5745-5825MHz Band:



Note: The Duty Cycle is close to 100%.

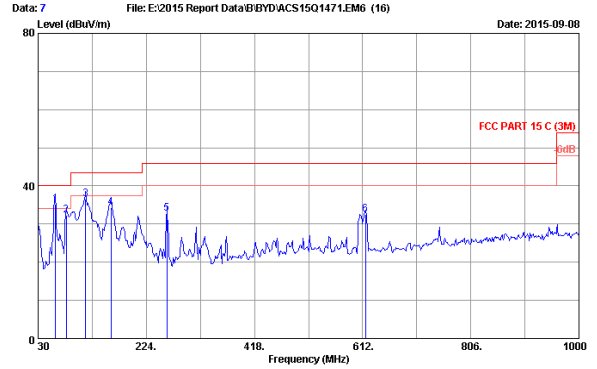
**5180-5240MHz Band:
Frequency: 30MHz~1GHz**



Site no. : 3m Chamber Data no. : 8
 Dis. / Ant. : 3m 2015 CBL6112D 35375 Ant. pol. : HORIZONTAL
 Limit : FCC PART 15 C (3M)
 Env. / Ins. : 24°C/56% Engineer : Brown
 EUT : Notebook M/N:RZ09-0168
 Power rating : DC 20V From Adapter Input AC 120V/60Hz
 Test Mode : Tx Mode

No.	Freq. (MHz)	Ant. Factor (dB/m)	Cable Loss (dB)	Reading (dBuV)	Emission Level (dBuV/m)	Limits (dBuV/m)	Margin (dB)	Remark
1	59.100	6.94	0.85	43.85	23.85	40.00	16.15	QP
2	115.360	12.84	1.16	48.41	34.86	43.50	8.64	QP
3	158.040	11.40	1.35	50.58	35.94	43.50	7.56	QP
4	209.450	10.83	1.54	42.46	27.61	43.50	15.89	QP
5	262.800	14.36	1.76	44.18	33.27	46.00	12.73	QP
6	313.240	14.50	1.94	39.29	28.78	46.00	17.22	QP

Remarks: 1. Emission Level= Antenna Factor + Cable Loss + Reading.
 2. The emission levels that are 20dB below the official limit are not reported.

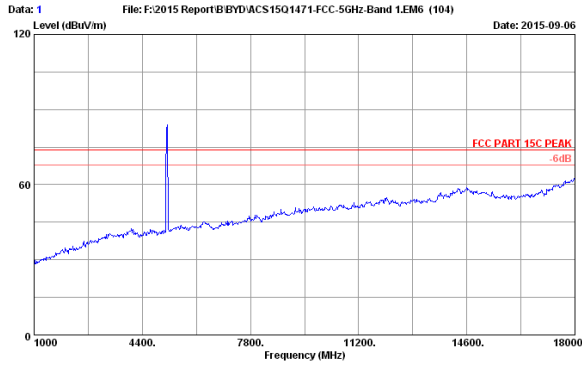


Site no. : 3m Chamber Data no. : 7
 Dis. / Ant. : 3m 2015 CBL6112D 35375 Ant. pol. : VERTICAL
 Limit : FCC PART 15 C (3M)
 Env. / Ins. : 24°C/56% Engineer : Brown
 EUT : Notebook M/N:RZ09-0168
 Power rating : DC 20V From Adapter Input AC 120V/60Hz
 Test Mode : Tx Mode

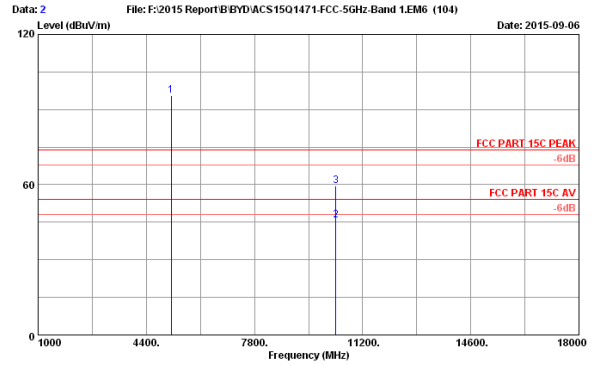
No.	Freq. (MHz)	Ant. Factor (dB/m)	Cable Loss (dB)	Reading (dBuV)	Emission Level (dBuV/m)	Limits (dBuV/m)	Margin (dB)	Remark
1	61.040	6.80	0.89	55.25	35.16	40.00	4.84	QP
2	80.440	7.87	0.98	51.20	32.36	40.00	7.64	QP
3	115.360	12.84	1.16	50.07	36.52	43.50	6.98	QP
4	160.950	11.15	1.35	49.17	34.28	43.50	9.22	QP
5	260.860	14.34	1.73	43.74	32.77	46.00	13.23	QP
6	616.850	19.64	2.81	38.24	32.60	46.00	13.40	QP

Remarks: 1. Emission Level= Antenna Factor + Cable Loss + Reading.
 2. The emission levels that are 20dB below the official limit are not reported.

Frequency: 1GHz~18GHz



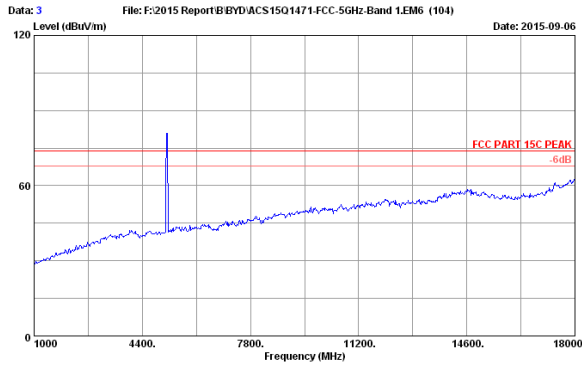
Site no. : 3m Chamber Data no. : 1
 Dis. / Ant. : 3m 2014 3115 9607-4877 Ant. pol. : VERTICAL
 Limit : FCC PART 15C PEAK
 Env. / Ins. : 23°C/54%
 Engineer : Leo-Li
 EUT : Notebook
 Power rating : DC 20V From Adapter Input AC 120V/60Hz
 Test Mode : IEEES02.11a CH36 5180MHz Tx
 M/N : RZ09-0168



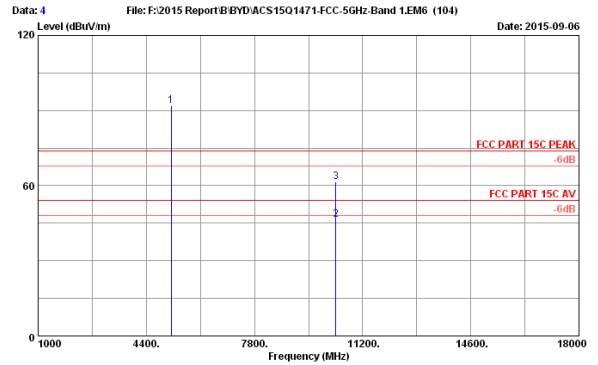
Site no. : 3m Chamber Data no. : 2
 Dis. / Ant. : 3m 2014 3115 9607-4877 Ant. pol. : VERTICAL
 Limit : FCC PART 15C PEAK
 Env. / Ins. : 23°C/54%
 Engineer : Leo-Li
 EUT : Notebook
 Power rating : DC 20V From Adapter Input AC 120V/60Hz
 Test Mode : IEEES02.11a CH36 5180MHz Tx
 M/N : RZ09-0168

No.	Freq. (MHz)	Ant. Factor (dB/m)	Cable Loss (dB)	AMP factor (dB)	Reading (dBuV)	Emission Level (dBuV/m)	Limits (dBuV/m)	Margin (dB)	Remark
1	5180.000	33.73	9.63	35.37	87.56	95.55	74.00	-21.55	Peak
2	10360.000	38.24	13.71	35.61	29.58	45.92	54.00	8.08	Average
3	10360.000	38.24	13.71	35.61	43.27	59.61	74.00	14.39	Peak

Remarks: 1. Emission Level= Antenna Factor + Cable Loss + Reading - Amp Factor
 2. The emission levels that are 20dB below the official limit are not reported.



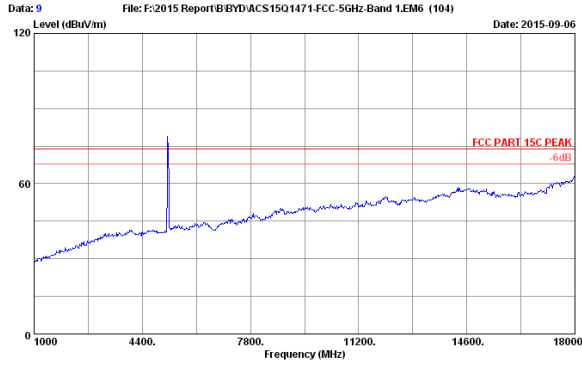
Site no. : 3m Chamber Data no. : 3
 Dis. / Ant. : 3m 2014 3115 9607-4877 Ant. pol. : HORIZONTAL
 Limit : FCC PART 15C PEAK
 Env. / Ins. : 23°C/54%
 Engineer : Leo-Li
 EUT : Notebook
 Power rating : DC 20V From Adapter Input AC 120V/60Hz
 Test Mode : IEEES02.11a CH36 5180MHz Tx
 M/N : RZ09-0168



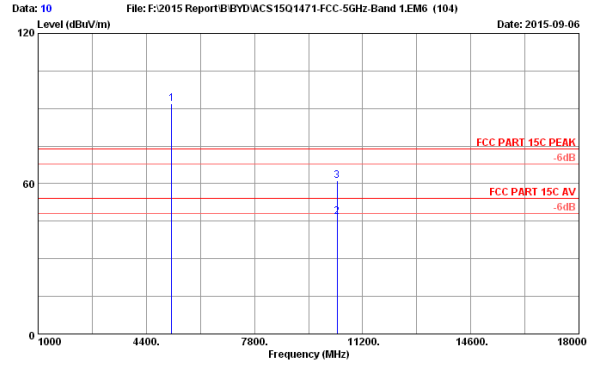
Site no. : 3m Chamber Data no. : 4
 Dis. / Ant. : 3m 2014 3115 9607-4877 Ant. pol. : HORIZONTAL
 Limit : FCC PART 15C PEAK
 Env. / Ins. : 23°C/54%
 Engineer : Leo-Li
 EUT : Notebook
 Power rating : DC 20V From Adapter Input AC 120V/60Hz
 Test Mode : IEEES02.11a CH36 5180MHz Tx
 M/N : RZ09-0168

No.	Freq. (MHz)	Ant. Factor (dB/m)	Cable Loss (dB)	AMP factor (dB)	Reading (dBuV)	Emission Level (dBuV/m)	Limits (dBuV/m)	Margin (dB)	Remark
1	5180.000	33.73	9.63	35.37	83.96	91.95	74.00	-17.95	Peak
2	10360.000	38.24	13.71	35.61	30.13	46.47	54.00	7.53	Average
3	10360.000	38.24	13.71	35.61	45.22	61.56	74.00	12.44	Peak

Remarks: 1. Emission Level= Antenna Factor + Cable Loss + Reading - Amp Factor
 2. The emission levels that are 20dB below the official limit are not reported.



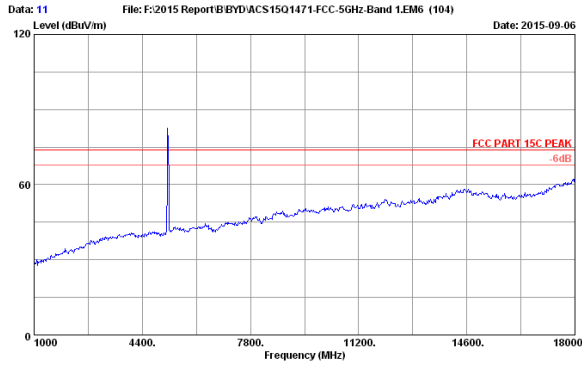
Site no. : 3m Chamber Data no. : 9
 Dis. / Ant. : 3m 2014 3115 9607-4877 Ant. pol. : HORIZONTAL
 Limit : FCC PART 15C PEAK
 Env. / Ins. : 23°C/54%
 Engineer : Leo-Li
 EUT : Notebook
 Power rating : DC 20V From Adapter Input AC 120V/60Hz
 Test Mode : IEEES02.11a CH40 5200MHz Tx
 M/N : RZ09-0168



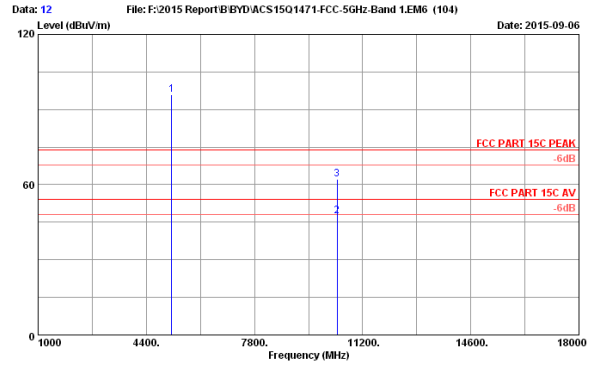
Site no. : 3m Chamber Data no. : 10
 Dis. / Ant. : 3m 2014 3115 9607-4877 Ant. pol. : HORIZONTAL
 Limit : FCC PART 15C PEAK
 Env. / Ins. : 23°C/54%
 Engineer : Leo-Li
 EUT : Notebook
 Power rating : DC 20V From Adapter Input AC 120V/60Hz
 Test Mode : IEEES02.11a CH40 5200MHz Tx
 M/N : RZ09-0168

No.	Freq. (MHz)	Ant. Factor (dB/m)	Cable Loss factor (dB)	AMP (dB)	Reading (dBuV)	Emission Level (dBuV/m)	Limits (dBuV/m)	Margin (dB)	Remark
1	5200.000	33.77	9.64	35.36	83.82	91.87	74.00	-17.87	Peak
2	10400.000	38.26	13.74	35.60	30.29	46.69	54.00	7.31	Average
3	10400.000	38.26	13.74	35.60	44.75	61.15	74.00	12.65	Peak

Remarks: 1. Emission Level= Antenna Factor + Cable Loss + Reading - Amp Factor
 2. The emission levels that are 20dB below the official limit are not reported.



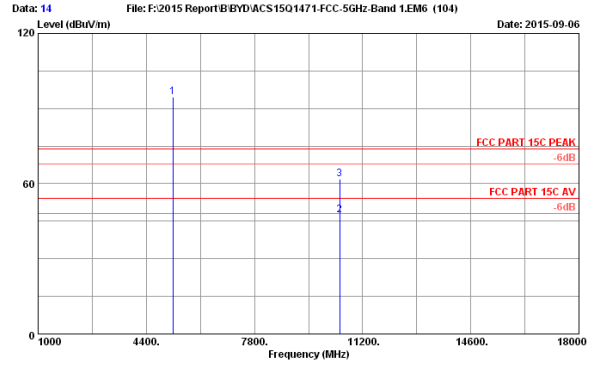
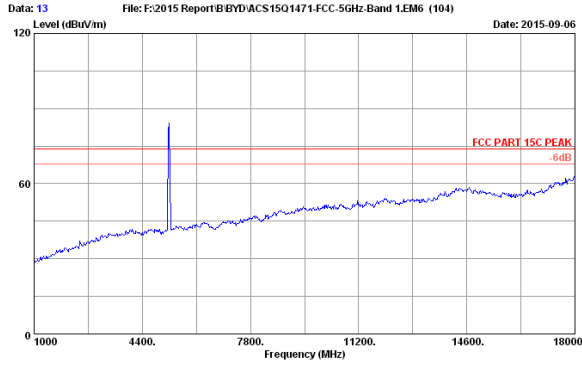
Site no. : 3m Chamber Data no. : 11
 Dis. / Ant. : 3m 2014 3115 9607-4877 Ant. pol. : VERTICAL
 Limit : FCC PART 15C PEAK
 Env. / Ins. : 23°C/54%
 Engineer : Leo-Li
 EUT : Notebook
 Power rating : DC 20V From Adapter Input AC 120V/60Hz
 Test Mode : IEEES02.11a CH40 5200MHz Tx
 M/N : RZ09-0168



Site no. : 3m Chamber Data no. : 12
 Dis. / Ant. : 3m 2014 3115 9607-4877 Ant. pol. : VERTICAL
 Limit : FCC PART 15C PEAK
 Env. / Ins. : 23°C/54%
 Engineer : Leo-Li
 EUT : Notebook
 Power rating : DC 20V From Adapter Input AC 120V/60Hz
 Test Mode : IEEES02.11a CH40 5200MHz Tx
 M/N : RZ09-0168

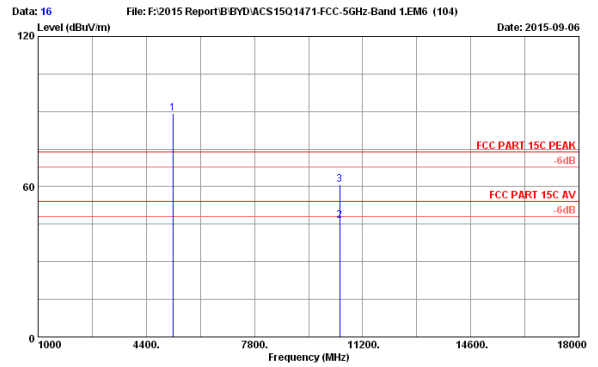
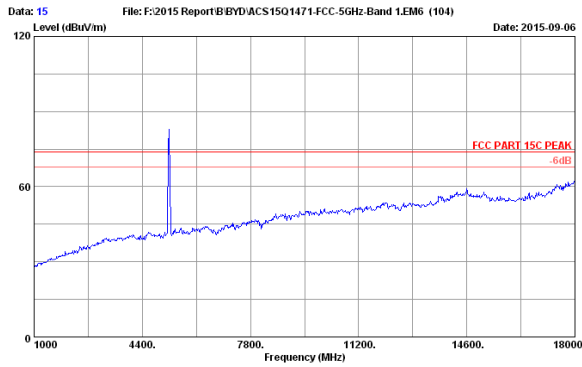
No.	Freq. (MHz)	Ant. Factor (dB/m)	Cable Loss factor (dB)	AMP (dB)	Reading (dBuV)	Emission Level (dBuV/m)	Limits (dBuV/m)	Margin (dB)	Remark
1	5200.000	33.77	9.64	35.36	87.98	96.03	74.00	-22.03	Peak
2	10400.000	38.26	13.74	35.60	31.22	47.62	54.00	6.38	Average
3	10400.000	38.26	13.74	35.60	45.83	62.23	74.00	11.77	Peak

Remarks: 1. Emission Level= Antenna Factor + Cable Loss + Reading - Amp Factor
 2. The emission levels that are 20dB below the official limit are not reported.



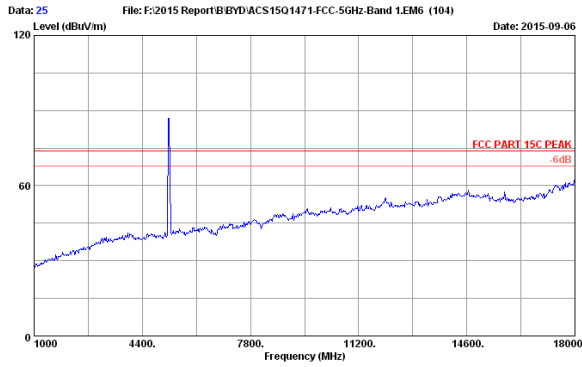
No.	Freq. (MHz)	Ant. Factor (dB/m)	Cable Loss (dB)	AMP Loss factor (dB)	Reading (dBuV)	Emission Level (dBuV/m)	Limits (dBuV/m)	Margin (dB)	Remark
1	5240.000	33.94	9.66	35.34	86.45	94.61	74.00	-20.61	Peak
2	10480.000	38.29	13.81	35.58	30.82	47.34	54.00	6.66	Average
3	10480.000	38.29	13.81	35.58	45.36	61.88	74.00	12.12	Peak

Remarks: 1. Emission Level= Antenna Factor + Cable Loss + Reading - Amp Factor
 2. The emission levels that are 20dB below the official limit are not reported.

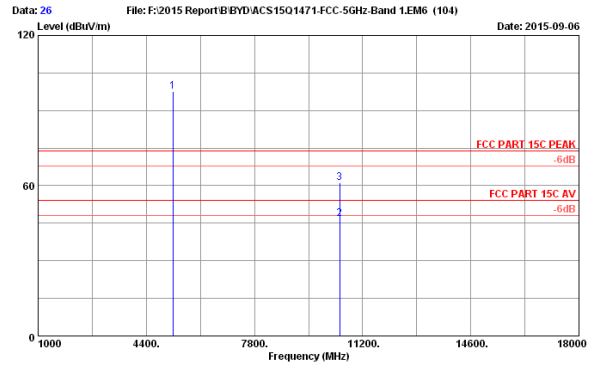


No.	Freq. (MHz)	Ant. Factor (dB/m)	Cable Loss (dB)	AMP Loss factor (dB)	Reading (dBuV)	Emission Level (dBuV/m)	Limits (dBuV/m)	Margin (dB)	Remark
1	5240.000	33.94	9.66	35.34	80.92	89.08	74.00	-15.08	Peak
2	10480.000	38.29	13.81	35.58	30.02	46.54	54.00	7.46	Average
3	10480.000	38.29	13.81	35.58	44.31	60.83	74.00	13.17	Peak

Remarks: 1. Emission Level= Antenna Factor + Cable Loss + Reading - Amp Factor
 2. The emission levels that are 20dB below the official limit are not reported.



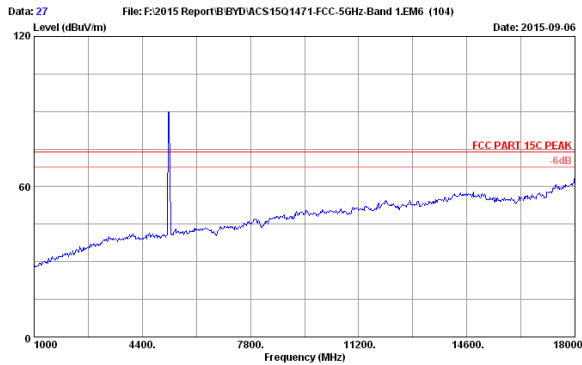
Site no. : 3m Chamber Data no. : 25
 Dis. / Ant. : 3m 2014 3115 9607-4877 Ant. pol. : HORIZONTAL
 Limit : FCC PART 15C PEAK
 Env. / Ins. : 23°C/54%
 Engineer : Leo-Li
 EUT : Notebook
 Power rating : DC 20V From Adapter Input AC 120V/60Hz
 Test Mode : IEEEE802.11nHT20 CH48 S240MHz Tx
 M/N : RZ09-0168



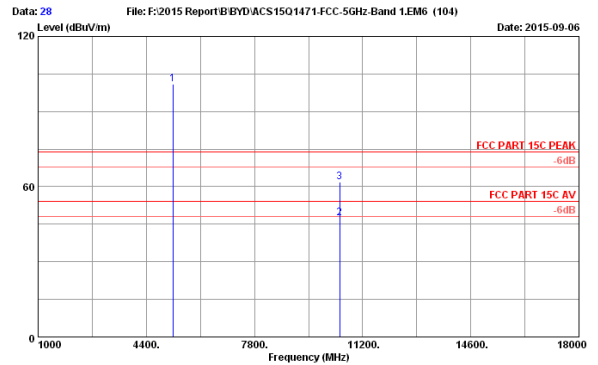
Site no. : 3m Chamber Data no. : 26
 Dis. / Ant. : 3m 2014 3115 9607-4877 Ant. pol. : HORIZONTAL
 Limit : FCC PART 15C PEAK
 Env. / Ins. : 23°C/54%
 Engineer : Leo-Li
 EUT : Notebook
 Power rating : DC 20V From Adapter Input AC 120V/60Hz
 Test Mode : IEEEE802.11nHT20 CH48 S240MHz Tx
 M/N : RZ09-0168

No.	Freq. (MHz)	Ant. Factor (dB/m)	Cable Loss factor (dB)	AMP (dB)	Reading (dBuV)	Emission Level (dBuV/m)	Limits (dBuV/m)	Margin (dB)	Remark
1	5240.000	33.94	9.66	35.34	89.48	97.61	74.00	-23.61	Peak
2	10480.000	38.29	13.81	35.58	30.36	46.88	54.00	-7.12	Average
3	10480.000	38.29	13.81	35.58	44.67	61.19	74.00	12.81	Peak

Remarks: 1. Emission Level= Antenna Factor + Cable Loss + Reading - Amp Factor
 2. The emission levels that are 20dB below the official limit are not reported.



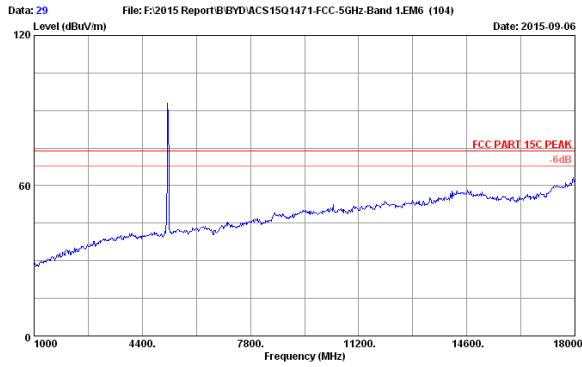
Site no. : 3m Chamber Data no. : 27
 Dis. / Ant. : 3m 2014 3115 9607-4877 Ant. pol. : VERTICAL
 Limit : FCC PART 15C PEAK
 Env. / Ins. : 23°C/54%
 Engineer : Leo-Li
 EUT : Notebook
 Power rating : DC 20V From Adapter Input AC 120V/60Hz
 Test Mode : IEEEE802.11nHT20 CH48 S240MHz Tx
 M/N : RZ09-0168



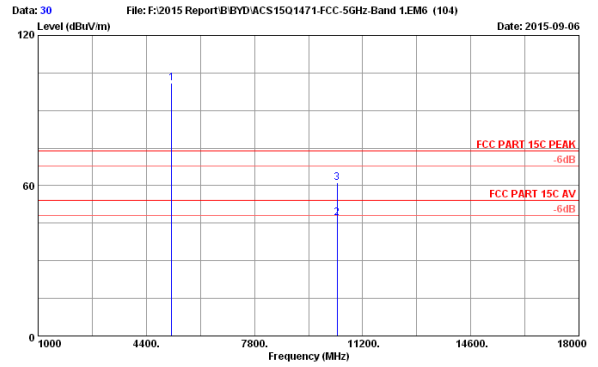
Site no. : 3m Chamber Data no. : 28
 Dis. / Ant. : 3m 2014 3115 9607-4877 Ant. pol. : VERTICAL
 Limit : FCC PART 15C PEAK
 Env. / Ins. : 23°C/54%
 Engineer : Leo-Li
 EUT : Notebook
 Power rating : DC 20V From Adapter Input AC 120V/60Hz
 Test Mode : IEEEE802.11nHT20 CH48 S240MHz Tx
 M/N : RZ09-0168

No.	Freq. (MHz)	Ant. Factor (dB/m)	Cable Loss factor (dB)	AMP (dB)	Reading (dBuV)	Emission Level (dBuV/m)	Limits (dBuV/m)	Margin (dB)	Remark
1	5240.000	33.94	9.66	35.34	92.87	101.09	74.00	-27.03	Peak
2	10480.000	38.29	13.81	35.58	31.09	47.61	54.00	-6.39	Average
3	10480.000	38.29	13.81	35.58	45.39	61.91	74.00	12.09	Peak

Remarks: 1. Emission Level= Antenna Factor + Cable Loss + Reading - Amp Factor
 2. The emission levels that are 20dB below the official limit are not reported.



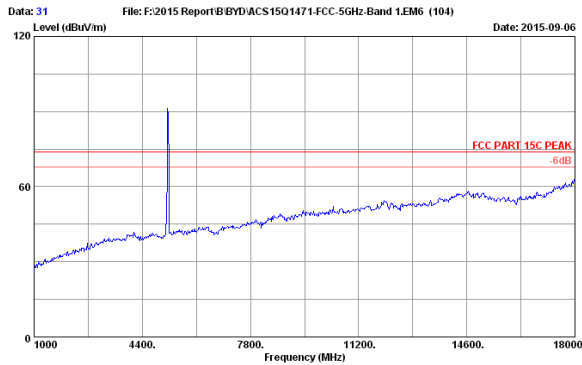
Site no. : 3m Chamber Data no. : 29
 Dis. / Ant. : 3m 2014 3115 9607-4877 Ant. pol. : VERTICAL
 Limit : FCC PART 15C PEAK
 Env. / Ins. : 23°C/54%
 Engineer : Leo-Li
 EUT : Notebook
 Power rating : DC 20V From Adapter Input AC 120V/60Hz
 Test Mode : IEEES02.11nHT20 CH40 5200MHz Tx
 M/N : RZ09-0168



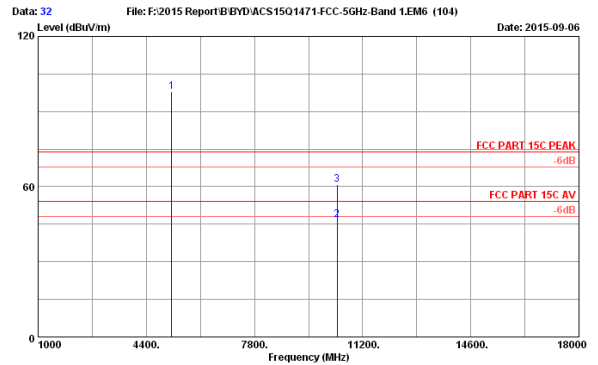
Site no. : 3m Chamber Data no. : 30
 Dis. / Ant. : 3m 2014 3115 9607-4877 Ant. pol. : VERTICAL
 Limit : FCC PART 15C PEAK
 Env. / Ins. : 23°C/54%
 Engineer : Leo-Li
 EUT : Notebook
 Power rating : DC 20V From Adapter Input AC 120V/60Hz
 Test Mode : IEEES02.11nHT20 CH40 5200MHz Tx
 M/N : RZ09-0168

No.	Freq. (MHz)	Ant. Factor (dB/m)	Cable Loss factor (dB)	AMP (dB)	Reading (dBuV)	Emission Level (dBuV/m)	Limits (dBuV/m)	Margin (dB)	Remark
1	5200.000	33.77	9.64	35.36	92.78	100.83	74.00	-26.83	Peak
2	10400.000	38.26	13.74	35.60	30.87	47.27	54.00	6.73	Average
3	10400.000	38.26	13.74	35.60	44.76	61.16	74.00	12.84	Peak

Remarks: 1. Emission Level= Antenna Factor + Cable Loss + Reading - Amp Factor
 2. The emission levels that are 20dB below the official limit are not reported.



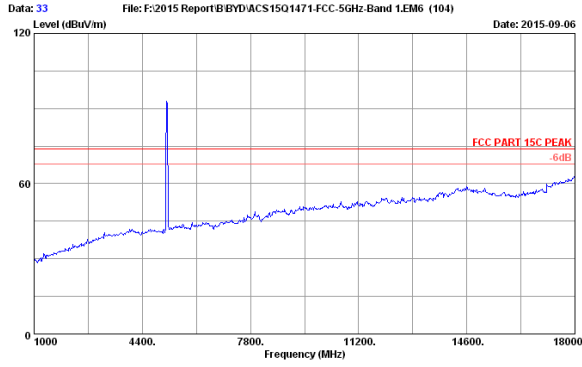
Site no. : 3m Chamber Data no. : 31
 Dis. / Ant. : 3m 2014 3115 9607-4877 Ant. pol. : HORIZONTAL
 Limit : FCC PART 15C PEAK
 Env. / Ins. : 23°C/54%
 Engineer : Leo-Li
 EUT : Notebook
 Power rating : DC 20V From Adapter Input AC 120V/60Hz
 Test Mode : IEEES02.11nHT20 CH40 5200MHz Tx
 M/N : RZ09-0168



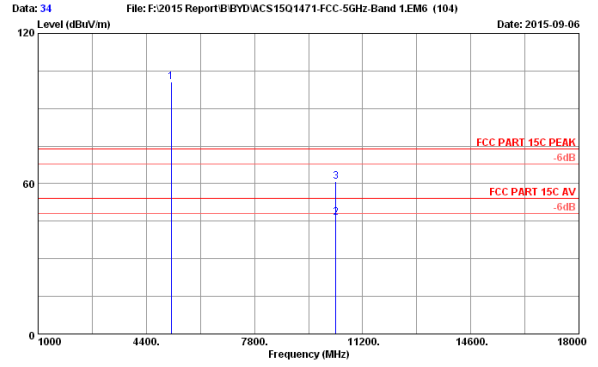
Site no. : 3m Chamber Data no. : 32
 Dis. / Ant. : 3m 2014 3115 9607-4877 Ant. pol. : HORIZONTAL
 Limit : FCC PART 15C PEAK
 Env. / Ins. : 23°C/54%
 Engineer : Leo-Li
 EUT : Notebook
 Power rating : DC 20V From Adapter Input AC 120V/60Hz
 Test Mode : IEEES02.11nHT20 CH40 5200MHz Tx
 M/N : RZ09-0168

No.	Freq. (MHz)	Ant. Factor (dB/m)	Cable Loss factor (dB)	AMP (dB)	Reading (dBuV)	Emission Level (dBuV/m)	Limits (dBuV/m)	Margin (dB)	Remark
1	5200.000	33.77	9.64	35.36	89.92	97.97	74.00	-23.97	Peak
2	10400.000	38.26	13.74	35.60	30.24	46.64	54.00	7.36	Average
3	10400.000	38.26	13.74	35.60	44.38	60.78	74.00	13.22	Peak

Remarks: 1. Emission Level= Antenna Factor + Cable Loss + Reading - Amp Factor
 2. The emission levels that are 20dB below the official limit are not reported.



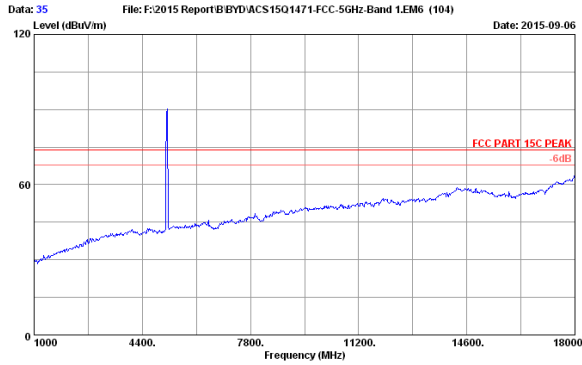
Site no. : 3m Chamber Data no. : 33
 Dis. / Ant. : 3m 2014 3115 9607-4877 Ant. pol. : HORIZONTAL
 Limit : FCC PART 15C PEAK
 Env. / Ins. : 23°C/54%
 Engineer : Leo-Li
 EUT : Notebook
 Power rating : DC 20V From Adapter Input AC 120V/60Hz
 Test Mode : IEEEE802.11nHT20 CH36 5180MHz Tx
 M/N : RZ09-0168



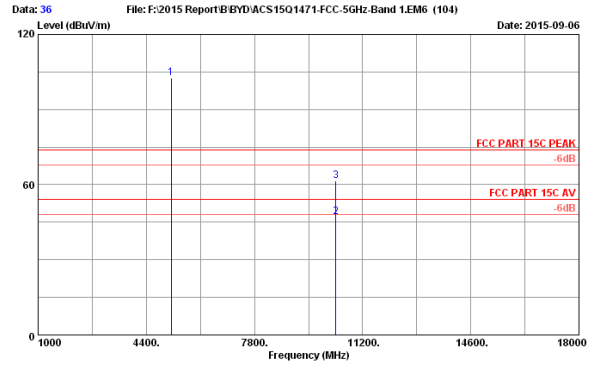
Site no. : 3m Chamber Data no. : 34
 Dis. / Ant. : 3m 2014 3115 9607-4877 Ant. pol. : HORIZONTAL
 Limit : FCC PART 15C PEAK
 Env. / Ins. : 23°C/54%
 Engineer : Leo-Li
 EUT : Notebook
 Power rating : DC 20V From Adapter Input AC 120V/60Hz
 Test Mode : IEEEE802.11nHT20 CH36 5180MHz Tx
 M/N : RZ09-0168

No.	Freq. (MHz)	Ant. Factor (dB/m)	Cable Loss factor (dB)	AMP (dB)	Reading (dBuV)	Emission Level (dBuV/m)	Limits (dBuV/m)	Margin (dB)	Remark
1	5180.000	33.73	9.63	35.37	92.70	100.69	74.00	-26.69	Peak
2	10360.000	38.24	13.71	35.61	30.20	46.54	54.00	7.46	Average
3	10360.000	38.24	13.71	35.61	44.63	60.97	74.00	13.03	Peak

Remarks: 1. Emission Level= Antenna Factor + Cable Loss + Reading - Amp Factor
 2. The emission levels that are 20dB below the official limit are not reported.



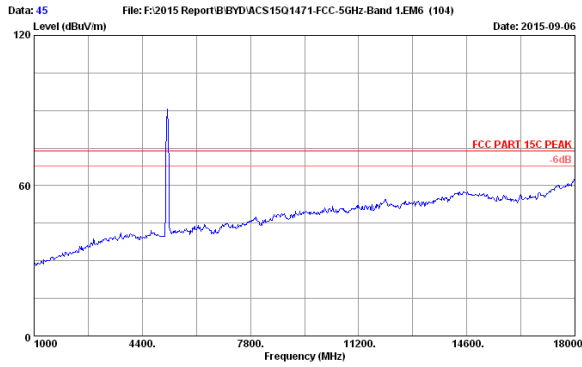
Site no. : 3m Chamber Data no. : 35
 Dis. / Ant. : 3m 2014 3115 9607-4877 Ant. pol. : VERTICAL
 Limit : FCC PART 15C PEAK
 Env. / Ins. : 23°C/54%
 Engineer : Leo-Li
 EUT : Notebook
 Power rating : DC 20V From Adapter Input AC 120V/60Hz
 Test Mode : IEEEE802.11nHT20 CH36 5180MHz Tx
 M/N : RZ09-0168



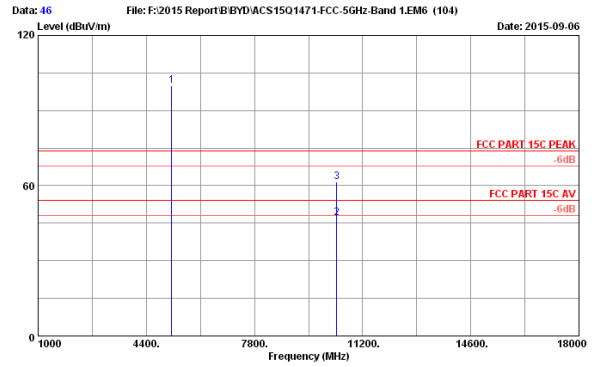
Site no. : 3m Chamber Data no. : 36
 Dis. / Ant. : 3m 2014 3115 9607-4877 Ant. pol. : VERTICAL
 Limit : FCC PART 15C PEAK
 Env. / Ins. : 23°C/54%
 Engineer : Leo-Li
 EUT : Notebook
 Power rating : DC 20V From Adapter Input AC 120V/60Hz
 Test Mode : IEEEE802.11nHT20 CH36 5180MHz Tx
 M/N : RZ09-0168

No.	Freq. (MHz)	Ant. Factor (dB/m)	Cable Loss factor (dB)	AMP (dB)	Reading (dBuV)	Emission Level (dBuV/m)	Limits (dBuV/m)	Margin (dB)	Remark
1	5180.000	33.73	9.63	35.37	94.74	102.73	74.00	-28.73	Peak
2	10360.000	38.24	13.71	35.61	30.89	47.23	54.00	6.77	Average
3	10360.000	38.24	13.71	35.61	45.23	61.57	74.00	12.43	Peak

Remarks: 1. Emission Level= Antenna Factor + Cable Loss + Reading - Amp Factor
 2. The emission levels that are 20dB below the official limit are not reported.



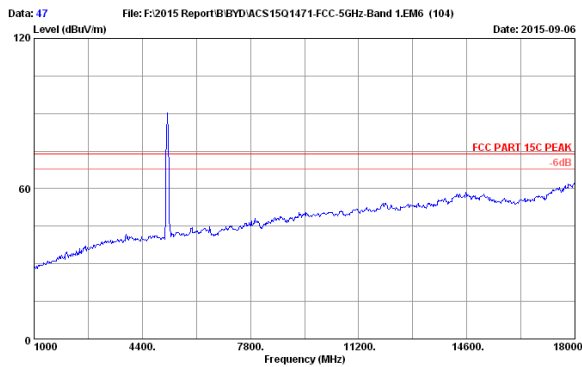
Site no. : 3m Chamber Data no. : 45
 Dis. / Ant. : 3m 2014 3115 9607-4877 Ant. pol. : VERTICAL
 Limit : FCC PART 15C PEAK
 Env. / Ins. : 23°C/54%
 Engineer : Leo-Li
 EUT : Notebook
 Power rating : DC 20V From Adapter Input AC 120V/60Hz
 Test Mode : IEEES02.11nHT40 CH38 5190MHz Tx
 M/N : RZ09-0168



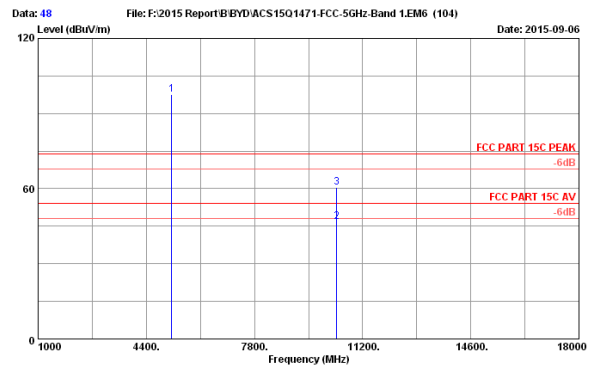
Site no. : 3m Chamber Data no. : 46
 Dis. / Ant. : 3m 2014 3115 9607-4877 Ant. pol. : VERTICAL
 Limit : FCC PART 15C PEAK
 Env. / Ins. : 23°C/54%
 Engineer : Leo-Li
 EUT : Notebook
 Power rating : DC 20V From Adapter Input AC 120V/60Hz
 Test Mode : IEEES02.11nHT40 CH38 5190MHz Tx
 M/N : RZ09-0168

No.	Freq. (MHz)	Ant. Factor (dB/m)	Cable Loss factor (dB)	AMP (dB)	Reading (dBuV)	Emission Level (dBuV/m)	Limits (dBuV/m)	Margin (dB)	Remark
1	5190.000	33.75	9.63	35.36	91.87	99.89	74.00	-25.89	Peak
2	10380.000	38.25	13.73	35.61	30.68	47.05	54.00	6.95	Average
3	10380.000	38.25	13.73	35.61	45.22	61.59	74.00	12.41	Peak

Remarks: 1. Emission Level= Antenna Factor + Cable Loss + Reading - Amp Factor
 2. The emission levels that are 20dB below the official limit are not reported.



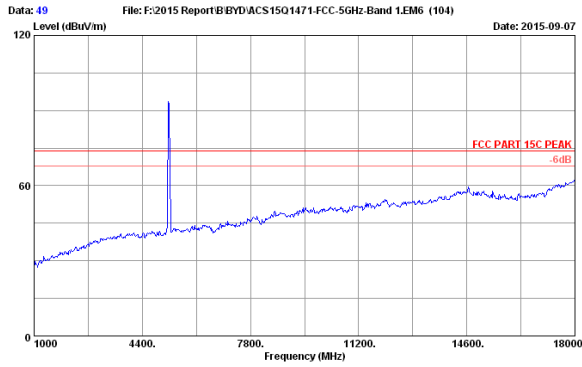
Site no. : 3m Chamber Data no. : 47
 Dis. / Ant. : 3m 2014 3115 9607-4877 Ant. pol. : HORIZONTAL
 Limit : FCC PART 15C PEAK
 Env. / Ins. : 23°C/54%
 Engineer : Leo-Li
 EUT : Notebook
 Power rating : DC 20V From Adapter Input AC 120V/60Hz
 Test Mode : IEEES02.11nHT40 CH38 5190MHz Tx
 M/N : RZ09-0168



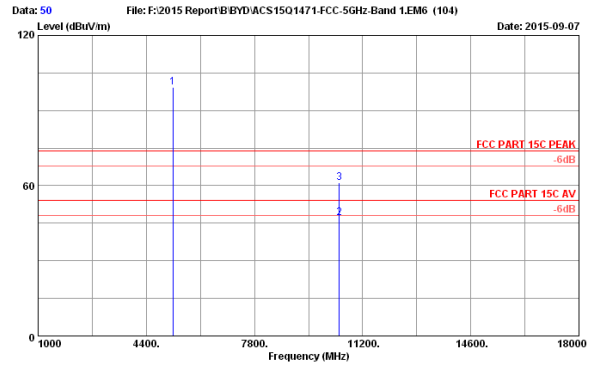
Site no. : 3m Chamber Data no. : 48
 Dis. / Ant. : 3m 2014 3115 9607-4877 Ant. pol. : HORIZONTAL
 Limit : FCC PART 15C PEAK
 Env. / Ins. : 23°C/54%
 Engineer : Leo-Li
 EUT : Notebook
 Power rating : DC 20V From Adapter Input AC 120V/60Hz
 Test Mode : IEEES02.11nHT40 CH38 5190MHz Tx
 M/N : RZ09-0168

No.	Freq. (MHz)	Ant. Factor (dB/m)	Cable Loss factor (dB)	AMP (dB)	Reading (dBuV)	Emission Level (dBuV/m)	Limits (dBuV/m)	Margin (dB)	Remark
1	5190.000	33.75	9.63	35.36	89.74	97.76	74.00	-23.76	Peak
2	10380.000	38.25	13.73	35.61	30.42	46.79	54.00	7.21	Average
3	10380.000	38.25	13.73	35.61	44.26	60.63	74.00	13.37	Peak

Remarks: 1. Emission Level= Antenna Factor + Cable Loss + Reading - Amp Factor
 2. The emission levels that are 20dB below the official limit are not reported.



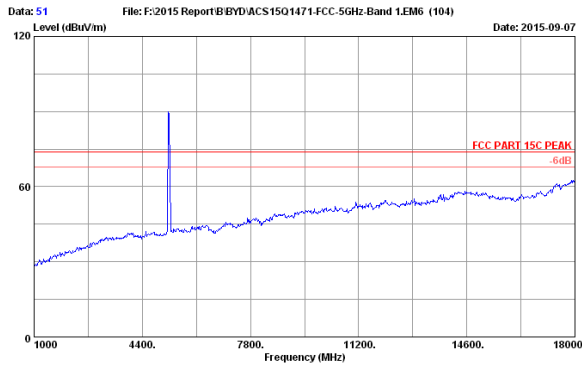
Site no. : 3m Chamber Data no. : 49
 Dis. / Ant. : 3m 2014 3115 9607-4877 Ant. pol. : HORIZONTAL
 Limit : FCC PART 15C PEAK
 Env. / Ins. : 23°C/54%
 Engineer : Leo-Li
 EUT : Notebook
 Power rating : DC 20V From Adapter Input AC 120V/60Hz
 Test Mode : IEEE802.11nHT40 CH46 5230MHz Tx
 M/N : RZ09-0168



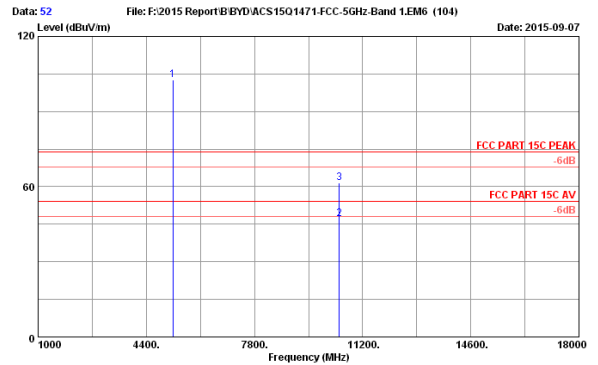
Site no. : 3m Chamber Data no. : 50
 Dis. / Ant. : 3m 2014 3115 9607-4877 Ant. pol. : HORIZONTAL
 Limit : FCC PART 15C PEAK
 Env. / Ins. : 23°C/54%
 Engineer : Leo-Li
 EUT : Notebook
 Power rating : DC 20V From Adapter Input AC 120V/60Hz
 Test Mode : IEEE802.11nHT40 CH46 5230MHz Tx
 M/N : RZ09-0168

No.	Freq. (MHz)	Ant. Factor (dB/m)	Cable Loss (dB)	AMP Loss factor (dB)	Reading (dBuV)	Emission Level (dBuV/m)	Level Limits (dBuV/m)	Margin (dB)	Remark
1	5230.000	33.82	9.65	35.35	91.30	99.42	74.00	-25.42	Peak
2	10460.000	38.28	13.78	35.59	30.59	47.06	54.00	6.94	Average
3	10460.000	38.28	13.78	35.59	44.84	61.31	74.00	12.69	Peak

Remarks: 1. Emission Level= Antenna Factor + Cable Loss + Reading - Amp Factor
 2. The emission levels that are 20dB below the official limit are not reported.



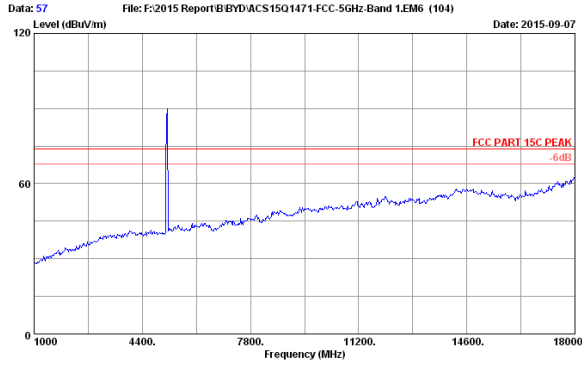
Site no. : 3m Chamber Data no. : 51
 Dis. / Ant. : 3m 2014 3115 9607-4877 Ant. pol. : VERTICAL
 Limit : FCC PART 15C PEAK
 Env. / Ins. : 23°C/54%
 Engineer : Leo-Li
 EUT : Notebook
 Power rating : DC 20V From Adapter Input AC 120V/60Hz
 Test Mode : IEEE802.11nHT40 CH46 5230MHz Tx
 M/N : RZ09-0168



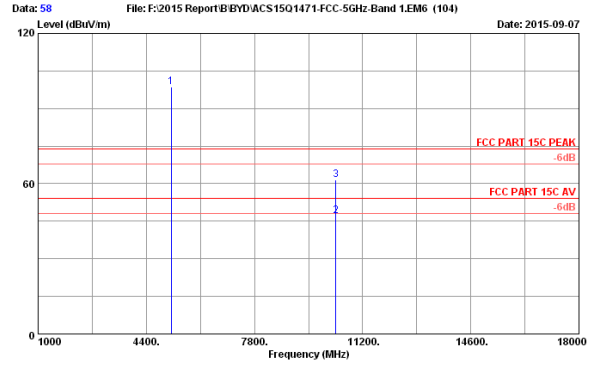
Site no. : 3m Chamber Data no. : 52
 Dis. / Ant. : 3m 2014 3115 9607-4877 Ant. pol. : VERTICAL
 Limit : FCC PART 15C PEAK
 Env. / Ins. : 23°C/54%
 Engineer : Leo-Li
 EUT : Notebook
 Power rating : DC 20V From Adapter Input AC 120V/60Hz
 Test Mode : IEEE802.11nHT40 CH46 5230MHz Tx
 M/N : RZ09-0168

No.	Freq. (MHz)	Ant. Factor (dB/m)	Cable Loss (dB)	AMP Loss factor (dB)	Reading (dBuV)	Emission Level (dBuV/m)	Level Limits (dBuV/m)	Margin (dB)	Remark
1	5230.000	33.82	9.65	35.35	94.39	102.51	74.00	-28.51	Peak
2	10460.000	38.28	13.78	35.59	30.59	47.06	54.00	6.94	Average
3	10460.000	38.28	13.78	35.59	44.97	61.44	74.00	12.56	Peak

Remarks: 1. Emission Level= Antenna Factor + Cable Loss + Reading - Amp Factor
 2. The emission levels that are 20dB below the official limit are not reported.



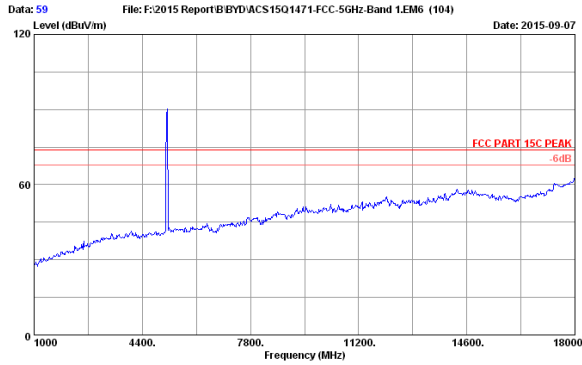
Site no. : 3m Chamber Data no. : 57
 Dis. / Ant. : 3m 2014 3115 9607-4877 Ant. pol. : HORIZONTAL
 Limit : FCC PART 15C PEAK
 Env. / Ins. : 23°C/54%
 Engineer : Leo-Li
 EUT : Notebook
 Power rating : DC 20V From Adapter Input AC 120V/60Hz
 Test Mode : IEEE802.11a VHT20 CH36 5180MHz Tx
 M/N : RZ09-0168



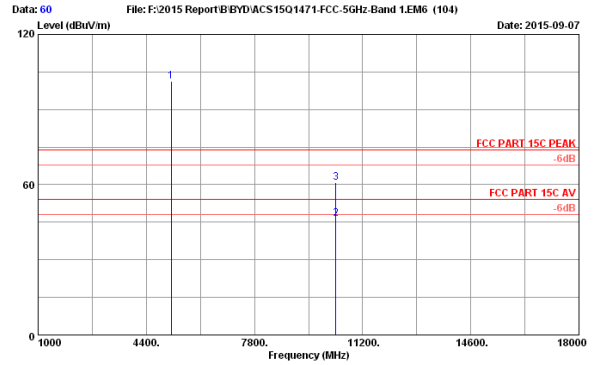
Site no. : 3m Chamber Data no. : 58
 Dis. / Ant. : 3m 2014 3115 9607-4877 Ant. pol. : HORIZONTAL
 Limit : FCC PART 15C PEAK
 Env. / Ins. : 23°C/54%
 Engineer : Leo-Li
 EUT : Notebook
 Power rating : DC 20V From Adapter Input AC 120V/60Hz
 Test Mode : IEEE802.11a VHT20 CH36 5180MHz Tx
 M/N : RZ09-0168

No.	Freq. (MHz)	Ant. Factor (dB/m)	Cable Loss (dB)	AMP Loss factor (dB)	Reading (dBuV)	Emission Level (dBuV/m)	Limits (dBuV/m)	Margin (dB)	Remark
1	5180.000	33.73	9.63	35.37	90.59	98.58	74.00	-24.58	Peak
2	10360.000	38.24	13.71	35.61	30.63	46.97	54.00	7.03	Average
3	10360.000	38.24	13.71	35.61	45.04	61.38	74.00	12.62	Peak

Remarks: 1. Emission Level= Antenna Factor + Cable Loss + Reading - Amp Factor
 2. The emission levels that are 20dB below the official limit are not reported.



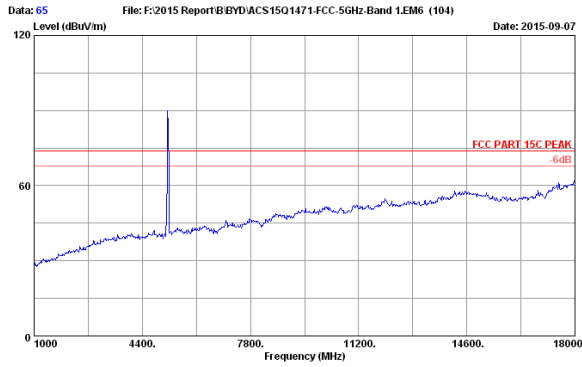
Site no. : 3m Chamber Data no. : 59
 Dis. / Ant. : 3m 2014 3115 9607-4877 Ant. pol. : VERTICAL
 Limit : FCC PART 15C PEAK
 Env. / Ins. : 23°C/54%
 Engineer : Leo-Li
 EUT : Notebook
 Power rating : DC 20V From Adapter Input AC 120V/60Hz
 Test Mode : IEEE802.11a VHT20 CH36 5180MHz Tx
 M/N : RZ09-0168



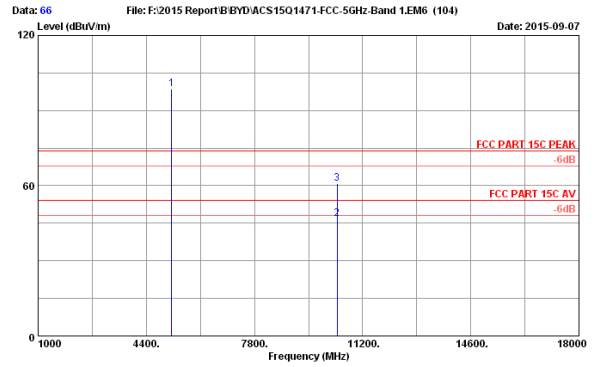
Site no. : 3m Chamber Data no. : 60
 Dis. / Ant. : 3m 2014 3115 9607-4877 Ant. pol. : VERTICAL
 Limit : FCC PART 15C PEAK
 Env. / Ins. : 23°C/54%
 Engineer : Leo-Li
 EUT : Notebook
 Power rating : DC 20V From Adapter Input AC 120V/60Hz
 Test Mode : IEEE802.11a VHT20 CH36 5180MHz Tx
 M/N : RZ09-0168

No.	Freq. (MHz)	Ant. Factor (dB/m)	Cable Loss (dB)	AMP Loss factor (dB)	Reading (dBuV)	Emission Level (dBuV/m)	Limits (dBuV/m)	Margin (dB)	Remark
1	5180.000	33.73	9.63	35.37	93.43	101.42	74.00	-27.42	Peak
2	10360.000	38.24	13.71	35.61	30.20	46.54	54.00	7.46	Average
3	10360.000	38.24	13.71	35.61	44.65	60.99	74.00	13.01	Peak

Remarks: 1. Emission Level= Antenna Factor + Cable Loss + Reading - Amp Factor
 2. The emission levels that are 20dB below the official limit are not reported.



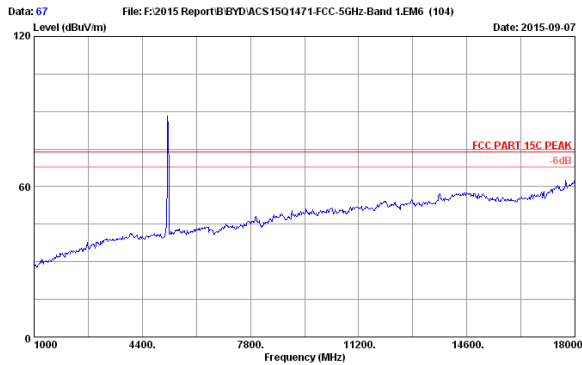
Site no. : 3m Chamber Data no. : 65
 Dis. / Ant. : 3m 2014 3115 9607-4877 Ant. pol. : HORIZONTAL
 Limit : FCC PART 15C PEAK
 Env. / Ins. : 23°C/54%
 Engineer : Leo-Li
 EUT : Notebook
 Power rating : DC 20V From Adapter Input AC 120V/60Hz
 Test Mode : IEEEE802.11a VHT20 CH40 5200MHz Tx
 M/N : RZ09-0168



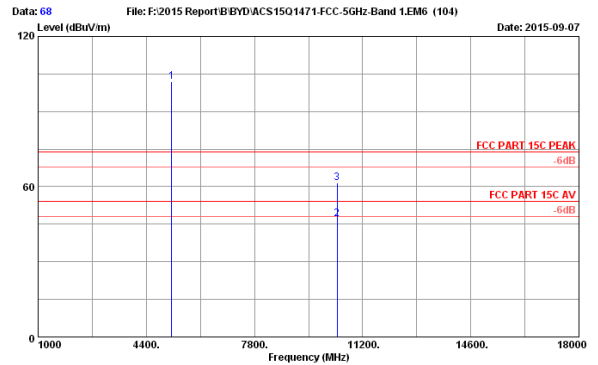
Site no. : 3m Chamber Data no. : 66
 Dis. / Ant. : 3m 2014 3115 9607-4877 Ant. pol. : HORIZONTAL
 Limit : FCC PART 15C PEAK
 Env. / Ins. : 23°C/54%
 Engineer : Leo-Li
 EUT : Notebook
 Power rating : DC 20V From Adapter Input AC 120V/60Hz
 Test Mode : IEEEE802.11a VHT20 CH40 5200MHz Tx
 M/N : RZ09-0168

No.	Freq. (MHz)	Ant. Factor (dB/m)	Cable Loss factor (dB)	AMP (dB)	Reading (dBuV)	Emission Level (dBuV/m)	Limits (dBuV/m)	Margin (dB)	Remark
1	5200.000	33.77	9.64	35.36	90.43	98.48	74.00	-24.48	Peak
2	10400.000	38.26	13.74	35.60	30.29	46.89	54.00	7.31	Average
3	10400.000	38.26	13.74	35.60	44.51	60.91	74.00	13.09	Peak

Remarks: 1. Emission Level= Antenna Factor + Cable Loss + Reading - Amp Factor
 2. The emission levels that are 20dB below the official limit are not reported.



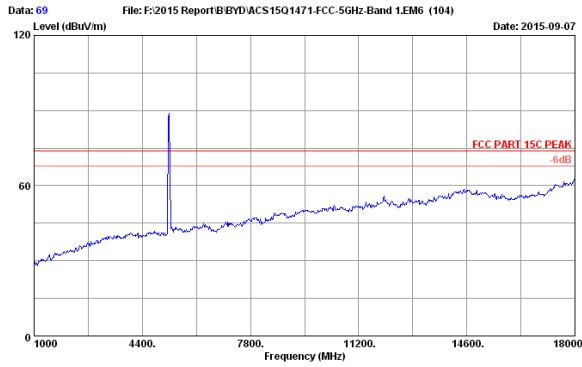
Site no. : 3m Chamber Data no. : 67
 Dis. / Ant. : 3m 2014 3115 9607-4877 Ant. pol. : VERTICAL
 Limit : FCC PART 15C PEAK
 Env. / Ins. : 23°C/54%
 Engineer : Leo-Li
 EUT : Notebook
 Power rating : DC 20V From Adapter Input AC 120V/60Hz
 Test Mode : IEEEE802.11a VHT20 CH40 5200MHz Tx
 M/N : RZ09-0168



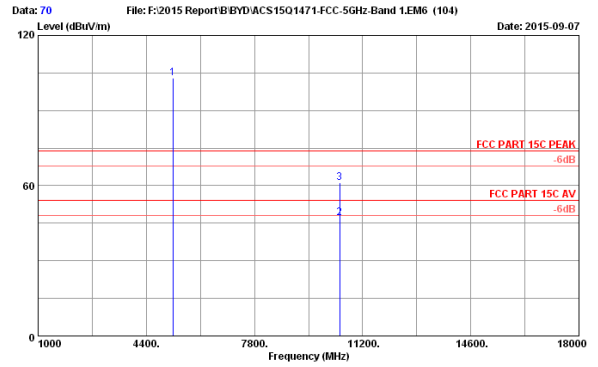
Site no. : 3m Chamber Data no. : 68
 Dis. / Ant. : 3m 2014 3115 9607-4877 Ant. pol. : VERTICAL
 Limit : FCC PART 15C PEAK
 Env. / Ins. : 23°C/54%
 Engineer : Leo-Li
 EUT : Notebook
 Power rating : DC 20V From Adapter Input AC 120V/60Hz
 Test Mode : IEEEE802.11a VHT20 CH40 5200MHz Tx
 M/N : RZ09-0168

No.	Freq. (MHz)	Ant. Factor (dB/m)	Cable Loss factor (dB)	AMP (dB)	Reading (dBuV)	Emission Level (dBuV/m)	Limits (dBuV/m)	Margin (dB)	Remark
1	5200.000	33.77	9.64	35.36	93.87	101.92	74.00	-27.92	Peak
2	10400.000	38.26	13.74	35.60	30.59	46.89	54.00	7.01	Average
3	10400.000	38.26	13.74	35.60	45.08	61.48	74.00	12.52	Peak

Remarks: 1. Emission Level= Antenna Factor + Cable Loss + Reading - Amp Factor
 2. The emission levels that are 20dB below the official limit are not reported.



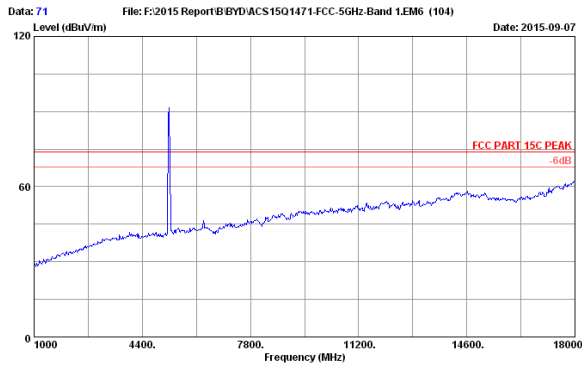
Site no. : 3m Chamber Data no. : 69
 Dis. / Ant. : 3m 2014 3115 9607-4877 Ant. pol. : VERTICAL
 Limit : FCC PART 15C PEAK
 Env. / Ins. : 23°C/54%
 Engineer : Leo-Li
 EUT : Notebook
 Power rating : DC 20V From Adapter Input AC 120V/60Hz
 Test Mode : IEEE802.11a VHT20 CH48 5240MHz Tx
 M/N : RZ09-0168



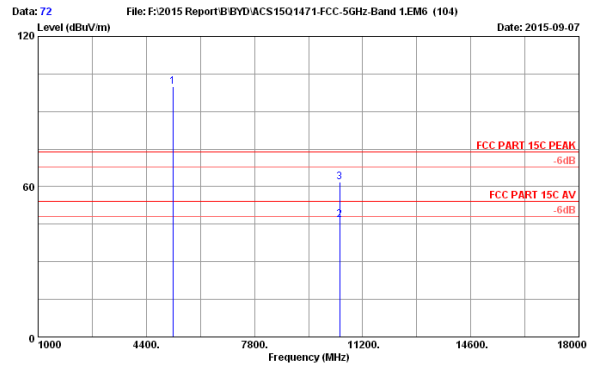
Site no. : 3m Chamber Data no. : 70
 Dis. / Ant. : 3m 2014 3115 9607-4877 Ant. pol. : VERTICAL
 Limit : FCC PART 15C PEAK
 Env. / Ins. : 23°C/54%
 Engineer : Leo-Li
 EUT : Notebook
 Power rating : DC 20V From Adapter Input AC 120V/60Hz
 Test Mode : IEEE802.11a VHT20 CH48 5240MHz Tx
 M/N : RZ09-0168

No.	Freq. (MHz)	Ant. Factor (dB/m)	Cable Loss (dB)	AMP Loss factor (dB)	Reading (dBuV)	Emission Level (dBuV/m)	Limits (dBuV/m)	Margin (dB)	Remark
1	5240.000	33.94	9.66	35.34	94.73	102.89	74.00	-28.89	Peak
2	10480.000	38.29	13.81	35.58	30.52	47.04	54.00	6.96	Average
3	10480.000	38.29	13.81	35.58	44.69	61.21	74.00	12.79	Peak

Remarks: 1. Emission Level= Antenna Factor + Cable Loss + Reading - Amp Factor
 2. The emission levels that are 20dB below the official limit are not reported.



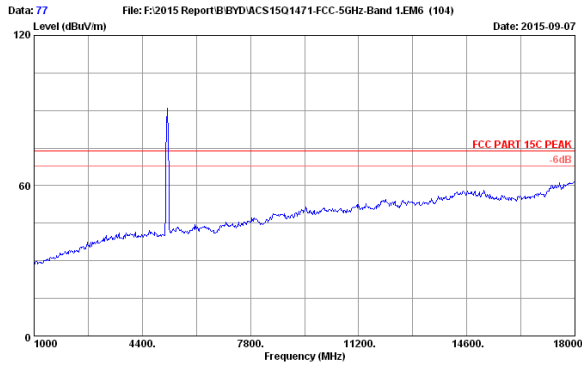
Site no. : 3m Chamber Data no. : 71
 Dis. / Ant. : 3m 2014 3115 9607-4877 Ant. pol. : HORIZONTAL
 Limit : FCC PART 15C PEAK
 Env. / Ins. : 23°C/54%
 Engineer : Leo-Li
 EUT : Notebook
 Power rating : DC 20V From Adapter Input AC 120V/60Hz
 Test Mode : IEEE802.11a VHT20 CH48 5240MHz Tx
 M/N : RZ09-0168



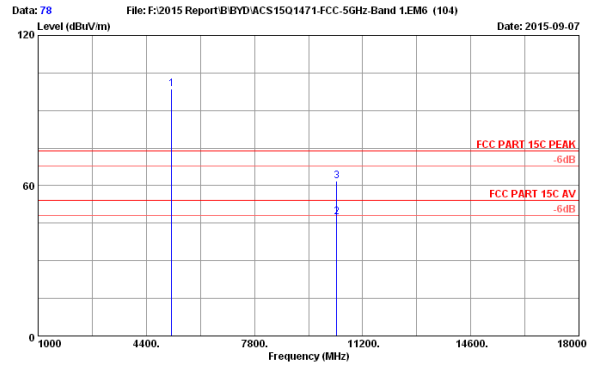
Site no. : 3m Chamber Data no. : 72
 Dis. / Ant. : 3m 2014 3115 9607-4877 Ant. pol. : HORIZONTAL
 Limit : FCC PART 15C PEAK
 Env. / Ins. : 23°C/54%
 Engineer : Leo-Li
 EUT : Notebook
 Power rating : DC 20V From Adapter Input AC 120V/60Hz
 Test Mode : IEEE802.11a VHT20 CH48 5240MHz Tx
 M/N : RZ09-0168

No.	Freq. (MHz)	Ant. Factor (dB/m)	Cable Loss (dB)	AMP Loss factor (dB)	Reading (dBuV)	Emission Level (dBuV/m)	Limits (dBuV/m)	Margin (dB)	Remark
1	5240.000	33.94	9.66	35.34	91.62	99.78	74.00	-25.78	Peak
2	10480.000	38.29	13.81	35.58	30.29	45.81	54.00	7.19	Average
3	10480.000	38.29	13.81	35.58	45.33	61.85	74.00	12.15	Peak

Remarks: 1. Emission Level= Antenna Factor + Cable Loss + Reading - Amp Factor
 2. The emission levels that are 20dB below the official limit are not reported.



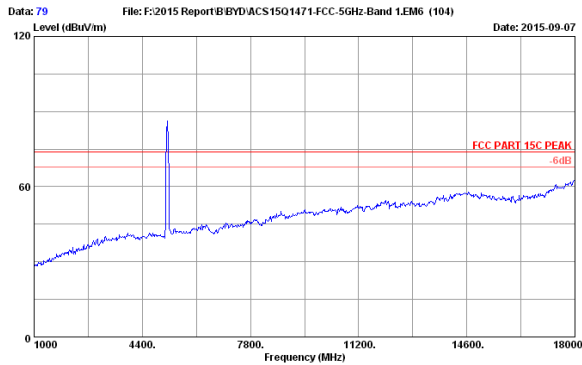
Site no. : 3m Chamber Data no. : 77
 Dis. / Ant. : 3m 2014 3115 9607-4877 Ant. pol. : VERTICAL
 Limit : FCC PART 15C PEAK
 Env. / Ins. : 23°C/54%
 Engineer : Leo-Li
 EUT : Notebook
 Power rating : DC 20V From Adapter Input AC 120V/60Hz
 Test Mode : IEEEE802.11a VHT40 CH38 5190MHz Tx
 M/N : RZ09-0168



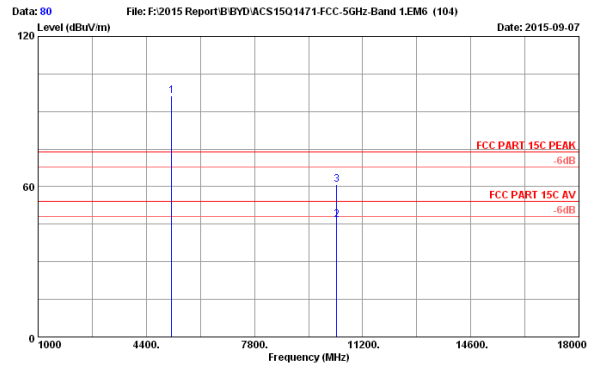
Site no. : 3m Chamber Data no. : 78
 Dis. / Ant. : 3m 2014 3115 9607-4877 Ant. pol. : VERTICAL
 Limit : FCC PART 15C PEAK
 Env. / Ins. : 23°C/54%
 Engineer : Leo-Li
 EUT : Notebook
 Power rating : DC 20V From Adapter Input AC 120V/60Hz
 Test Mode : IEEEE802.11a VHT40 CH38 5190MHz Tx
 M/N : RZ09-0168

No.	Freq. (MHz)	Ant. Factor (dB/m)	Cable Loss factor (dB)	AMP (dB)	Reading (dBuV)	Emission Level (dBuV/m)	Limits (dBuV/m)	Margin (dB)	Remark
1	5190.000	33.75	9.63	35.36	90.69	98.71	74.00	-24.71	Peak
2	10380.000	38.25	13.73	35.61	31.23	47.60	54.00	6.40	Average
3	10380.000	38.25	13.73	35.61	45.56	61.93	74.00	12.07	Peak

Remarks: 1. Emission Level= Antenna Factor + Cable Loss + Reading - Amp Factor
 2. The emission levels that are 20dB below the official limit are not reported.



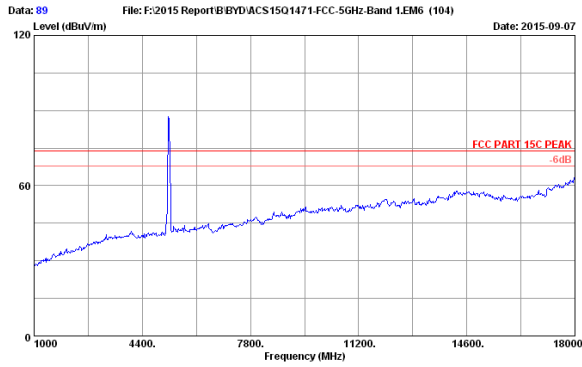
Site no. : 3m Chamber Data no. : 79
 Dis. / Ant. : 3m 2014 3115 9607-4877 Ant. pol. : HORIZONTAL
 Limit : FCC PART 15C PEAK
 Env. / Ins. : 23°C/54%
 Engineer : Leo-Li
 EUT : Notebook
 Power rating : DC 20V From Adapter Input AC 120V/60Hz
 Test Mode : IEEEE802.11a VHT40 CH38 5190MHz Tx
 M/N : RZ09-0168



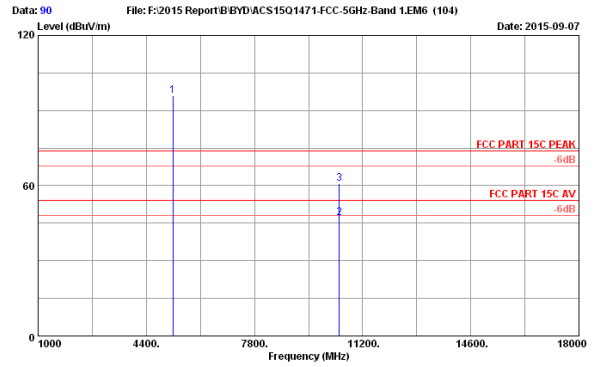
Site no. : 3m Chamber Data no. : 80
 Dis. / Ant. : 3m 2014 3115 9607-4877 Ant. pol. : HORIZONTAL
 Limit : FCC PART 15C PEAK
 Env. / Ins. : 23°C/54%
 Engineer : Leo-Li
 EUT : Notebook
 Power rating : DC 20V From Adapter Input AC 120V/60Hz
 Test Mode : IEEEE802.11a VHT40 CH38 5190MHz Tx
 M/N : RZ09-0168

No.	Freq. (MHz)	Ant. Factor (dB/m)	Cable Loss factor (dB)	AMP (dB)	Reading (dBuV)	Emission Level (dBuV/m)	Limits (dBuV/m)	Margin (dB)	Remark
1	5190.000	33.75	9.63	35.36	88.24	96.26	74.00	-22.26	Peak
2	10380.000	38.25	13.73	35.61	30.41	46.78	54.00	7.22	Average
3	10380.000	38.25	13.73	35.61	44.38	60.75	74.00	13.25	Peak

Remarks: 1. Emission Level= Antenna Factor + Cable Loss + Reading - Amp Factor
 2. The emission levels that are 20dB below the official limit are not reported.



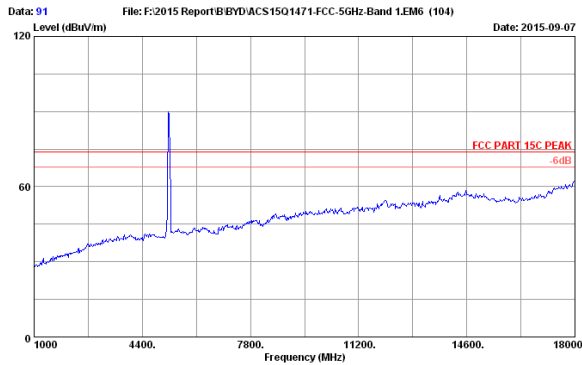
Site no. : 3m Chamber Data no. : 89
 Dis. / Ant. : 3m 2014 3115 9607-4877 Ant. pol. : VERTICAL
 Limit : FCC PART 15C PEAK
 Env. / Ins. : 23°C/54%
 Engineer : Leo-Li
 EUT : Notebook
 Power rating : DC 20V From Adapter Input AC 120V/60Hz
 Test Mode : IEEEE802.11a VHT40 CH46 5230MHz Tx
 M/N : RZ09-0168



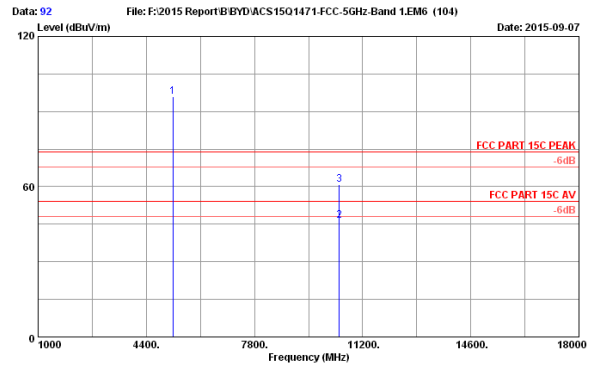
Site no. : 3m Chamber Data no. : 90
 Dis. / Ant. : 3m 2014 3115 9607-4877 Ant. pol. : VERTICAL
 Limit : FCC PART 15C PEAK
 Env. / Ins. : 23°C/54%
 Engineer : Leo-Li
 EUT : Notebook
 Power rating : DC 20V From Adapter Input AC 120V/60Hz
 Test Mode : IEEEE802.11a VHT40 CH46 5230MHz Tx
 M/N : RZ09-0168

No.	Freq. (MHz)	Ant. Factor (dB/m)	Cable Loss factor (dB)	AMP (dB)	Reading (dBuV)	Emission Level (dBuV/m)	Limits (dBuV/m)	Margin (dB)	Remark
1	5230.000	33.82	9.65	35.35	87.97	96.09	74.00	-22.09	Peak
2	10460.000	38.28	13.78	35.59	30.58	47.05	54.00	6.95	Average
3	10460.000	38.28	13.78	35.59	44.30	60.77	74.00	13.23	Peak

Remarks: 1. Emission Level= Antenna Factor + Cable Loss + Reading - Amp Factor
 2. The emission levels that are 20dB below the official limit are not reported.



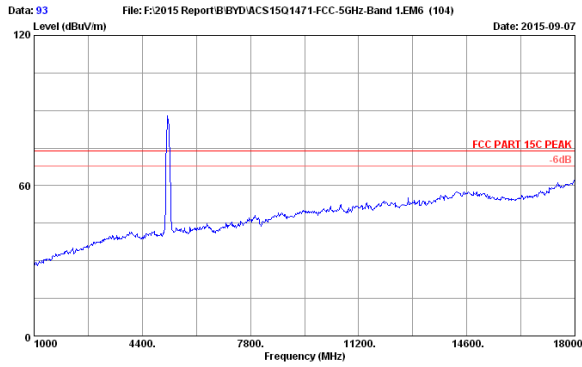
Site no. : 3m Chamber Data no. : 91
 Dis. / Ant. : 3m 2014 3115 9607-4877 Ant. pol. : HORIZONTAL
 Limit : FCC PART 15C PEAK
 Env. / Ins. : 23°C/54%
 Engineer : Leo-Li
 EUT : Notebook
 Power rating : DC 20V From Adapter Input AC 120V/60Hz
 Test Mode : IEEEE802.11a VHT40 CH46 5230MHz Tx
 M/N : RZ09-0168



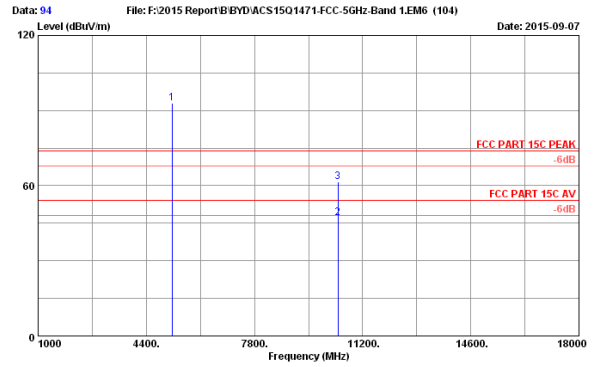
Site no. : 3m Chamber Data no. : 92
 Dis. / Ant. : 3m 2014 3115 9607-4877 Ant. pol. : HORIZONTAL
 Limit : FCC PART 15C PEAK
 Env. / Ins. : 23°C/54%
 Engineer : Leo-Li
 EUT : Notebook
 Power rating : DC 20V From Adapter Input AC 120V/60Hz
 Test Mode : IEEEE802.11a VHT40 CH46 5230MHz Tx
 M/N : RZ09-0168

No.	Freq. (MHz)	Ant. Factor (dB/m)	Cable Loss factor (dB)	AMP (dB)	Reading (dBuV)	Emission Level (dBuV/m)	Limits (dBuV/m)	Margin (dB)	Remark
1	5230.000	33.82	9.65	35.35	87.89	96.01	74.00	-22.01	Peak
2	10460.000	38.28	13.78	35.59	30.10	46.57	54.00	7.43	Average
3	10460.000	38.28	13.78	35.59	44.36	60.83	74.00	13.17	Peak

Remarks: 1. Emission Level= Antenna Factor + Cable Loss + Reading - Amp Factor
 2. The emission levels that are 20dB below the official limit are not reported.



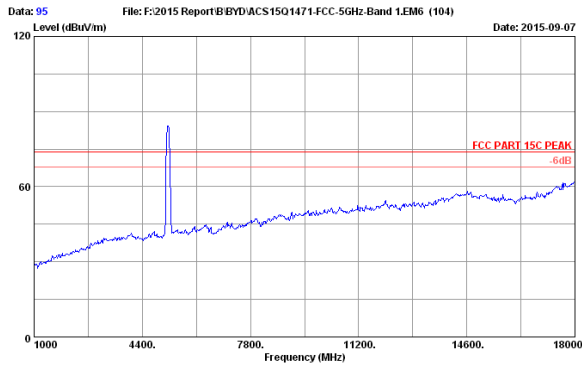
Site no. : 3m Chamber Data no. : 93
 Dis. / Ant. : 3m 2014 3115 9607-4877 Ant. pol. : HORIZONTAL
 Limit : FCC PART 15C PEAK
 Env. / Ins. : 23°C/54%
 Engineer : Leo-Li
 EUT : Notebook
 Power rating : DC 20V From Adapter Input AC 120V/60Hz
 Test Mode : IEEEE802.11a VHT80 CH42 5210MHz Tx
 M/N : RZ09-0168



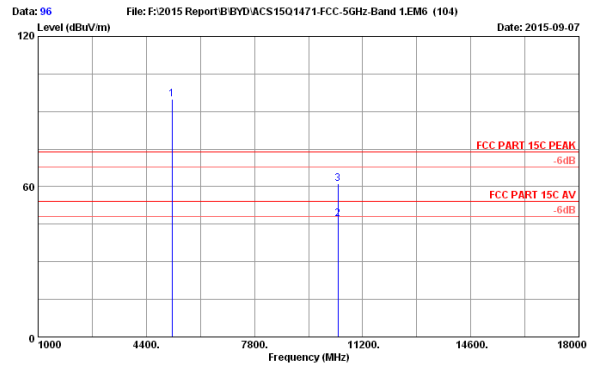
Site no. : 3m Chamber Data no. : 94
 Dis. / Ant. : 3m 2014 3115 9607-4877 Ant. pol. : HORIZONTAL
 Limit : FCC PART 15C PEAK
 Env. / Ins. : 23°C/54%
 Engineer : Leo-Li
 EUT : Notebook
 Power rating : DC 20V From Adapter Input AC 120V/60Hz
 Test Mode : IEEEE802.11a VHT80 CH42 5210MHz Tx
 M/N : RZ09-0168

No.	Freq. (MHz)	Ant. Factor (dB/m)	Cable Loss factor (dB)	AMP (dB)	Reading (dBuV)	Emission Level (dBuV/m)	Limits (dBuV/m)	Margin (dB)	Remark
1	5210.000	33.79	9.64	35.36	84.96	93.02	74.00	-19.02	Peak
2	10420.000	38.27	13.75	35.59	30.85	47.28	54.00	6.72	Average
3	10420.000	38.27	13.75	35.59	45.21	61.64	74.00	12.36	Peak

Remarks: 1. Emission Level= Antenna Factor + Cable Loss + Reading - Amp Factor
 2. The emission levels that are 20dB below the official limit are not reported.



Site no. : 3m Chamber Data no. : 95
 Dis. / Ant. : 3m 2014 3115 9607-4877 Ant. pol. : VERTICAL
 Limit : FCC PART 15C PEAK
 Env. / Ins. : 23°C/54%
 Engineer : Leo-Li
 EUT : Notebook
 Power rating : DC 20V From Adapter Input AC 120V/60Hz
 Test Mode : IEEEE802.11a VHT80 CH42 5210MHz Tx
 M/N : RZ09-0168

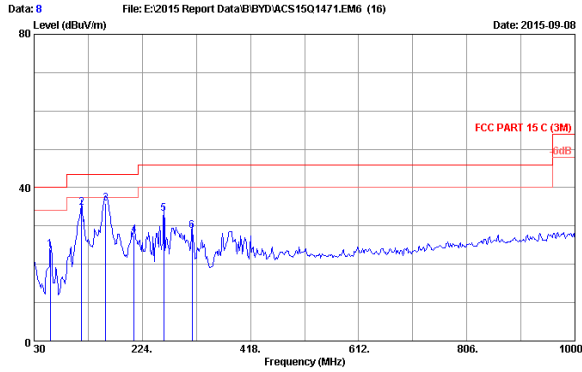


Site no. : 3m Chamber Data no. : 96
 Dis. / Ant. : 3m 2014 3115 9607-4877 Ant. pol. : VERTICAL
 Limit : FCC PART 15C PEAK
 Env. / Ins. : 23°C/54%
 Engineer : Leo-Li
 EUT : Notebook
 Power rating : DC 20V From Adapter Input AC 120V/60Hz
 Test Mode : IEEEE802.11a VHT80 CH42 5210MHz Tx
 M/N : RZ09-0168

No.	Freq. (MHz)	Ant. Factor (dB/m)	Cable Loss factor (dB)	AMP (dB)	Reading (dBuV)	Emission Level (dBuV/m)	Limits (dBuV/m)	Margin (dB)	Remark
1	5210.000	33.79	9.64	35.36	86.78	94.85	74.00	-20.85	Peak
2	10420.000	38.27	13.75	35.59	30.58	47.01	54.00	6.99	Average
3	10420.000	38.27	13.75	35.59	44.69	61.12	74.00	12.88	Peak

Remarks: 1. Emission Level= Antenna Factor + Cable Loss + Reading - Amp Factor
 2. The emission levels that are 20dB below the official limit are not reported.

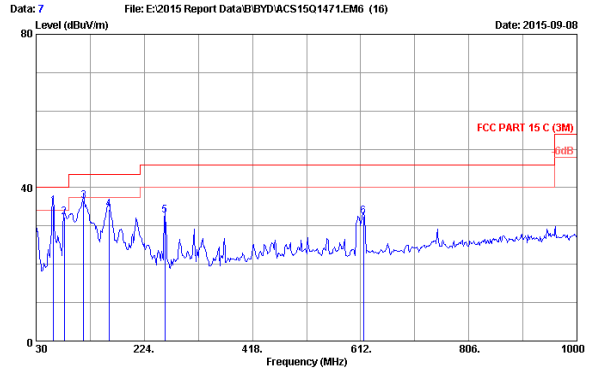
5260-5320MHz Band:
Frequency: 30MHz~1GHz



Site no. : 3m Chamber Data no. : 8
 Dis. / Ant. : 3m 2015 CBL6112D 35375 Ant. pol. : HORIZONTAL
 Limit : FCC PART 15 C (3M)
 Env. / Ins. : 24°C/56% Engineer : Brown
 EUT : Notebook M/N:RZ09-0168
 Power rating : DC 20V From Adapter Input AC 120V/60Hz
 Test Mode : Tx Mode

No.	Freq. (MHz)	Ant. Factor (dB/m)	Cable Loss (dB)	Reading (dBuV)	Emission Level (dBuV/m)	Limits (dBuV/m)	Margin (dB)	Remark
1	59.100	6.94	0.85	43.85	23.85	40.00	16.15	QP
2	115.360	12.84	1.16	48.41	34.86	43.50	8.64	QP
3	158.040	11.40	1.35	50.58	35.94	43.50	7.56	QP
4	209.450	10.83	1.54	42.46	27.61	43.50	15.89	QP
5	262.800	14.36	1.76	44.18	33.27	46.00	12.73	QP
6	319.240	14.50	1.94	39.29	28.78	46.00	17.22	QP

Remarks: 1. Emission Level= Antenna Factor + Cable Loss + Reading.
 2. The emission levels that are 20dB below the official limit are not reported.

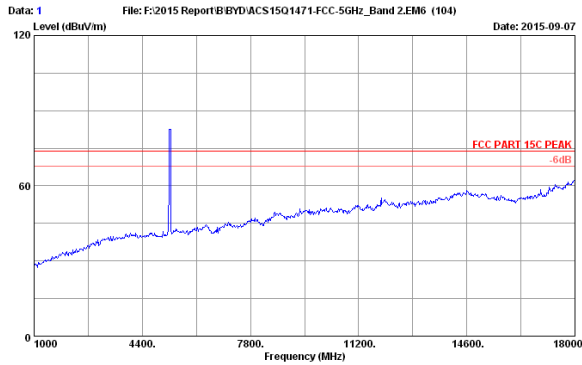


Site no. : 3m Chamber Data no. : 7
 Dis. / Ant. : 3m 2015 CBL6112D 35375 Ant. pol. : VERTICAL
 Limit : FCC PART 15 C (3M)
 Env. / Ins. : 24°C/56% Engineer : Brown
 EUT : Notebook M/N:RZ09-0168
 Power rating : DC 20V From Adapter Input AC 120V/60Hz
 Test Mode : Tx Mode

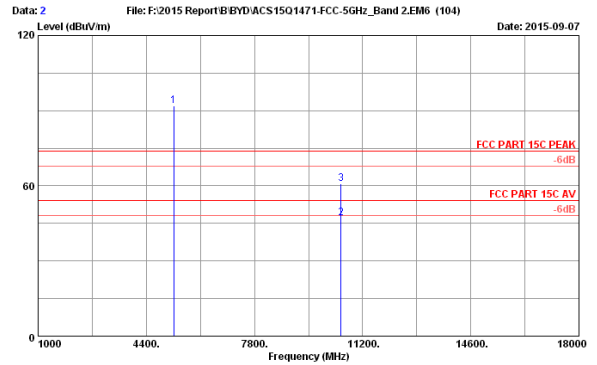
No.	Freq. (MHz)	Ant. Factor (dB/m)	Cable Loss (dB)	Reading (dBuV)	Emission Level (dBuV/m)	Limits (dBuV/m)	Margin (dB)	Remark
1	61.040	6.80	0.89	55.25	35.16	40.00	4.84	QP
2	80.440	7.87	0.98	51.20	32.36	40.00	7.64	QP
3	115.360	12.84	1.16	50.07	36.52	43.50	6.98	QP
4	160.950	11.15	1.35	49.17	34.28	43.50	9.22	QP
5	260.860	14.34	1.73	43.74	32.77	46.00	13.23	QP
6	616.950	19.64	2.81	38.24	32.60	46.00	13.40	QP

Remarks: 1. Emission Level= Antenna Factor + Cable Loss + Reading.
 2. The emission levels that are 20dB below the official limit are not reported.

Frequency: 1GHz~18GHz



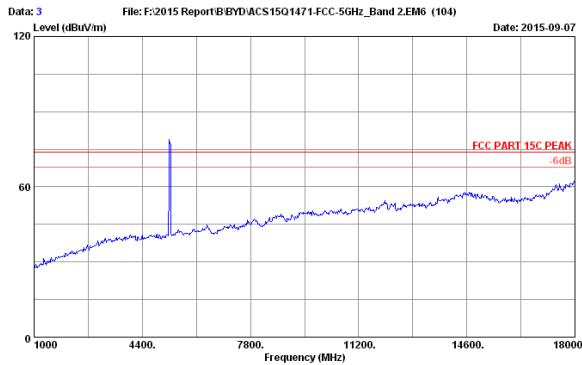
Site no. : 3m Chamber Data no. : 1
 Dis. / Ant. : 3m 2014 3115 9607-4877 Ant. pol. : VERTICAL
 Limit : FCC PART 15C PEAK
 Env. / Ins. : 23°C/54%
 Engineer : Leo-Li
 EUT : Notebook
 Power rating : DC 20V From Adapter Input AC 120V/60Hz
 Test Mode : IEEE802.11a CH52 5260MHz Tx
 M/N : RZ09-0168



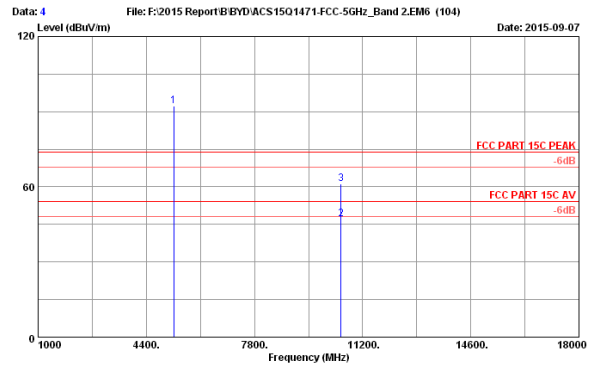
Site no. : 3m Chamber Data no. : 2
 Dis. / Ant. : 3m 2014 3115 9607-4877 Ant. pol. : VERTICAL
 Limit : FCC PART 15C PEAK
 Env. / Ins. : 23°C/54%
 Engineer : Leo-Li
 EUT : Notebook
 Power rating : DC 20V From Adapter Input AC 120V/60Hz
 Test Mode : IEEE802.11a CH52 5260MHz Tx
 M/N : RZ09-0168

No.	Freq. (MHz)	Ant. Factor (dB/m)	Cable Loss (dB)	AMP factor (dB)	Reading (dBuV)	Emission Level (dBuV/m)	Limits (dBuV/m)	Margin (dB)	Remark
1	5260.000	33.88	9.67	35.34	83.75	91.96	74.00	-17.96	Peak
2	10520.000	38.31	13.83	35.57	30.68	47.25	54.00	6.75	Average
3	10520.000	38.31	13.83	35.57	44.39	60.96	74.00	13.04	Peak

Remarks: 1. Emission Level= Antenna Factor + Cable Loss + Reading - Amp Factor
 2. The emission levels that are 20dB below the official limit are not reported.



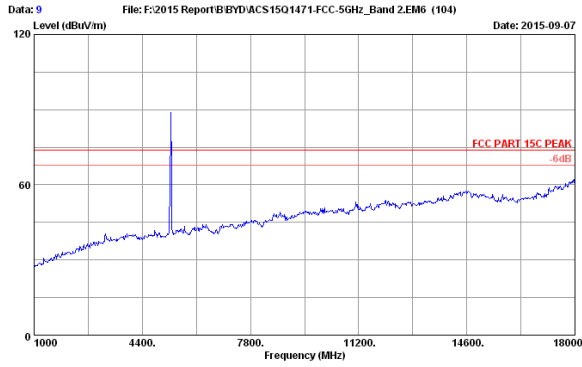
Site no. : 3m Chamber Data no. : 3
 Dis. / Ant. : 3m 2014 3115 9607-4877 Ant. pol. : HORIZONTAL
 Limit : FCC PART 15C PEAK
 Env. / Ins. : 23°C/54%
 Engineer : Leo-Li
 EUT : Notebook
 Power rating : DC 20V From Adapter Input AC 120V/60Hz
 Test Mode : IEEE802.11a CH52 5260MHz Tx
 M/N : RZ09-0168



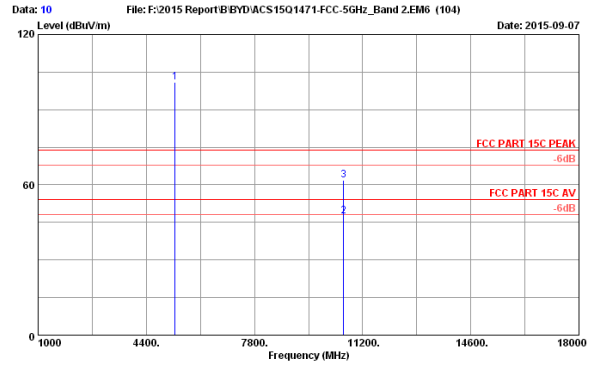
Site no. : 3m Chamber Data no. : 4
 Dis. / Ant. : 3m 2014 3115 9607-4877 Ant. pol. : HORIZONTAL
 Limit : FCC PART 15C PEAK
 Env. / Ins. : 23°C/54%
 Engineer : Leo-Li
 EUT : Notebook
 Power rating : DC 20V From Adapter Input AC 120V/60Hz
 Test Mode : IEEE802.11a CH52 5260MHz Tx
 M/N : RZ09-0168

No.	Freq. (MHz)	Ant. Factor (dB/m)	Cable Loss (dB)	AMP factor (dB)	Reading (dBuV)	Emission Level (dBuV/m)	Limits (dBuV/m)	Margin (dB)	Remark
1	5260.000	33.88	9.67	35.34	83.97	92.18	74.00	-18.18	Peak
2	10520.000	38.31	13.83	35.57	30.48	47.05	54.00	6.95	Average
3	10520.000	38.31	13.83	35.57	44.63	61.20	74.00	12.80	Peak

Remarks: 1. Emission Level= Antenna Factor + Cable Loss + Reading - Amp Factor
 2. The emission levels that are 20dB below the official limit are not reported.



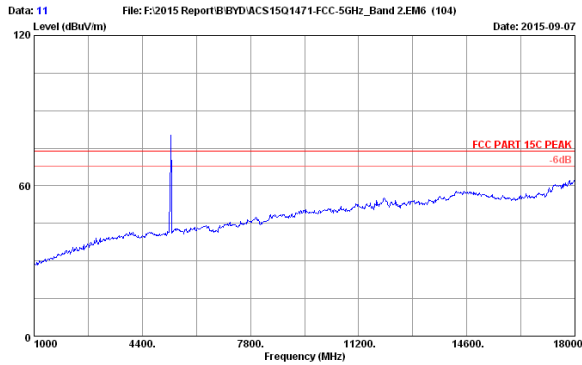
Site no. : 3m Chamber Data no. : 9
 Dis. / Ant. : 3m 2014 3115 9607-4877 Ant. pol. : VERTICAL
 Limit : FCC PART 15C PEAK
 Env. / Ins. : 23°C/54%
 Engineer : Leo-Li
 EUT : Notebook
 Power rating : DC 20V From Adapter Input AC 120V/60Hz
 Test Mode : IEEE802.11a CH60 5300MHz Tx
 M/N : RZ09-0168



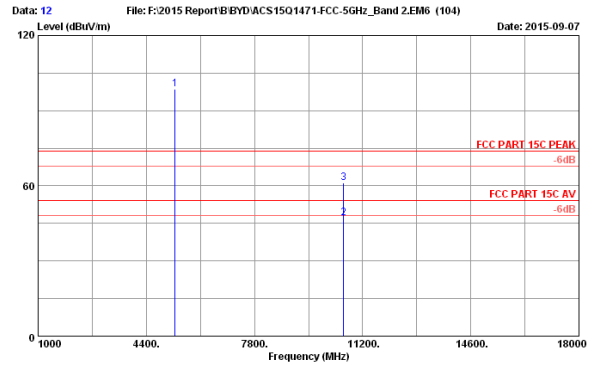
Site no. : 3m Chamber Data no. : 10
 Dis. / Ant. : 3m 2014 3115 9607-4877 Ant. pol. : VERTICAL
 Limit : FCC PART 15C PEAK
 Env. / Ins. : 23°C/54%
 Engineer : Leo-Li
 EUT : Notebook
 Power rating : DC 20V From Adapter Input AC 120V/60Hz
 Test Mode : IEEE802.11a CH60 5300MHz Tx
 M/N : RZ09-0168

No.	Freq. (MHz)	Ant. Factor (dB/m)	Cable Loss (dB)	AMP factor (dB)	Reading (dBuV)	Emission Level (dBuV/m)	Limits (dBuV/m)	Margin (dB)	Remark
1	5300.000	33.95	9.68	35.32	92.76	101.07	74.00	-27.07	Peak
2	10600.000	38.36	13.88	35.55	30.89	47.58	54.00	6.42	Average
3	10600.000	38.36	13.88	35.55	45.14	61.83	74.00	12.17	Peak

Remarks: 1. Emission Level= Antenna Factor + Cable Loss + Reading - Amp Factor
 2. The emission levels that are 20dB below the official limit are not reported.



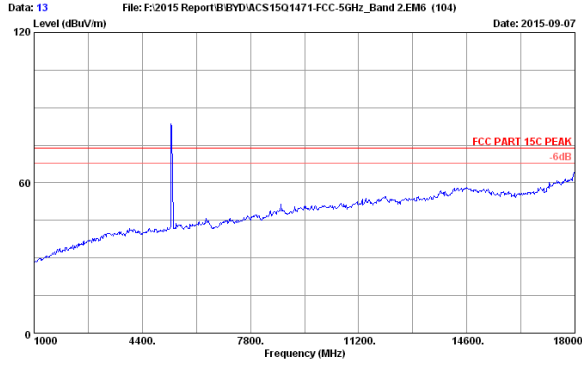
Site no. : 3m Chamber Data no. : 11
 Dis. / Ant. : 3m 2014 3115 9607-4877 Ant. pol. : HORIZONTAL
 Limit : FCC PART 15C PEAK
 Env. / Ins. : 23°C/54%
 Engineer : Leo-Li
 EUT : Notebook
 Power rating : DC 20V From Adapter Input AC 120V/60Hz
 Test Mode : IEEE802.11a CH60 5300MHz Tx
 M/N : RZ09-0168



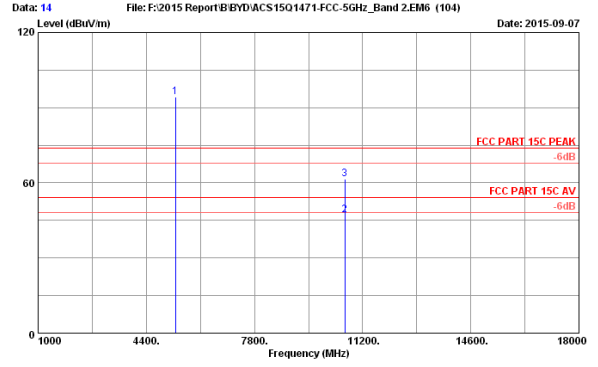
Site no. : 3m Chamber Data no. : 12
 Dis. / Ant. : 3m 2014 3115 9607-4877 Ant. pol. : HORIZONTAL
 Limit : FCC PART 15C PEAK
 Env. / Ins. : 23°C/54%
 Engineer : Leo-Li
 EUT : Notebook
 Power rating : DC 20V From Adapter Input AC 120V/60Hz
 Test Mode : IEEE802.11a CH60 5300MHz Tx
 M/N : RZ09-0168

No.	Freq. (MHz)	Ant. Factor (dB/m)	Cable Loss (dB)	AMP factor (dB)	Reading (dBuV)	Emission Level (dBuV/m)	Limits (dBuV/m)	Margin (dB)	Remark
1	5300.000	33.95	9.68	35.32	90.38	98.69	74.00	-24.69	Peak
2	10600.000	38.36	13.88	35.55	30.55	47.24	54.00	6.76	Average
3	10600.000	38.36	13.88	35.55	44.36	61.05	74.00	12.95	Peak

Remarks: 1. Emission Level= Antenna Factor + Cable Loss + Reading - Amp Factor
 2. The emission levels that are 20dB below the official limit are not reported.



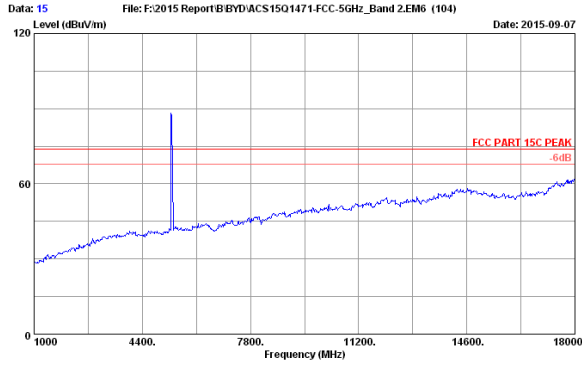
Site no. : 3m Chamber Data no. : 13
 Dis. / Ant. : 3m 2014 3115 9607-4877 Ant. pol. : HORIZONTAL
 Limit : FCC PART 15C PEAK
 Env. / Ins. : 23°C/54%
 Engineer : Leo-Li
 EUT : Notebook
 Power rating : DC 20V From Adapter Input AC 120V/60Hz
 Test Mode : IEEE802.11a CH64 5320MHz Tx
 M/N : RZ09-0168



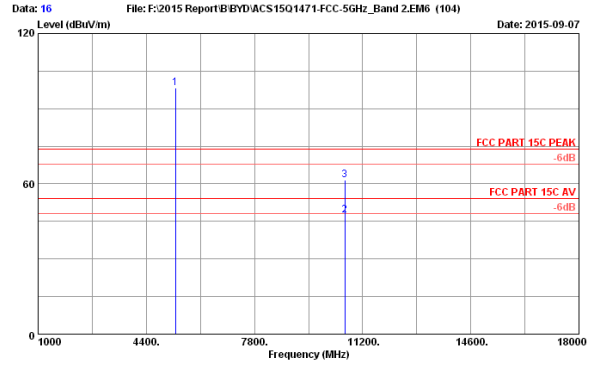
Site no. : 3m Chamber Data no. : 14
 Dis. / Ant. : 3m 2014 3115 9607-4877 Ant. pol. : HORIZONTAL
 Limit : FCC PART 15C PEAK
 Env. / Ins. : 23°C/54%
 Engineer : Leo-Li
 EUT : Notebook
 Power rating : DC 20V From Adapter Input AC 120V/60Hz
 Test Mode : IEEE802.11a CH64 5320MHz Tx
 M/N : RZ09-0168

No.	Freq. (MHz)	Ant. Factor (dB/m)	Cable Loss (dB)	AMP factor (dB)	Reading (dBuV)	Emission Level (dBuV/m)	Limits (dBuV/m)	Margin (dB)	Remark
1	5320.000	33.99	9.69	35.30	85.76	94.14	74.00	-20.14	Peak
2	10640.000	38.39	13.91	35.54	30.25	47.01	54.00	6.99	Average
3	10640.000	38.39	13.91	35.54	44.68	61.44	74.00	12.56	Peak

Remarks: 1. Emission Level= Antenna Factor + Cable Loss + Reading - Amp Factor
 2. The emission levels that are 20dB below the official limit are not reported.



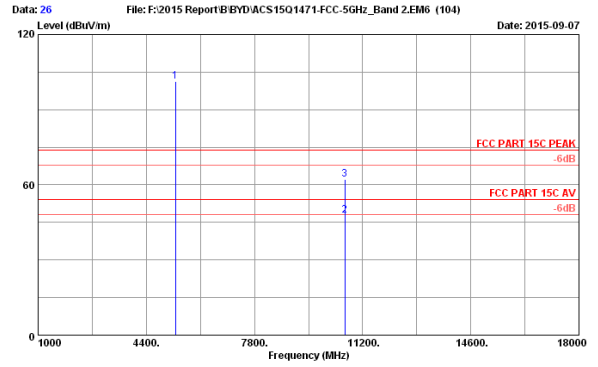
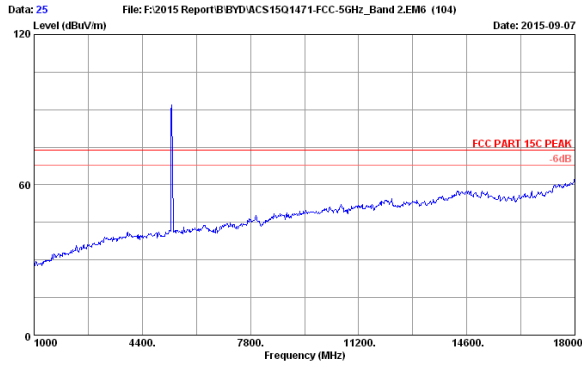
Site no. : 3m Chamber Data no. : 15
 Dis. / Ant. : 3m 2014 3115 9607-4877 Ant. pol. : VERTICAL
 Limit : FCC PART 15C PEAK
 Env. / Ins. : 23°C/54%
 Engineer : Leo-Li
 EUT : Notebook
 Power rating : DC 20V From Adapter Input AC 120V/60Hz
 Test Mode : IEEE802.11a CH64 5320MHz Tx
 M/N : RZ09-0168



Site no. : 3m Chamber Data no. : 16
 Dis. / Ant. : 3m 2014 3115 9607-4877 Ant. pol. : VERTICAL
 Limit : FCC PART 15C PEAK
 Env. / Ins. : 23°C/54%
 Engineer : Leo-Li
 EUT : Notebook
 Power rating : DC 20V From Adapter Input AC 120V/60Hz
 Test Mode : IEEE802.11a CH64 5320MHz Tx
 M/N : RZ09-0168

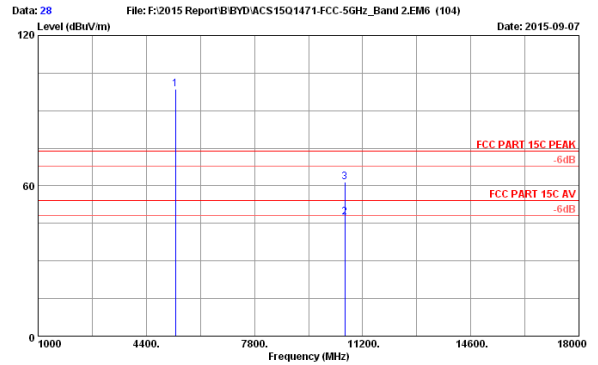
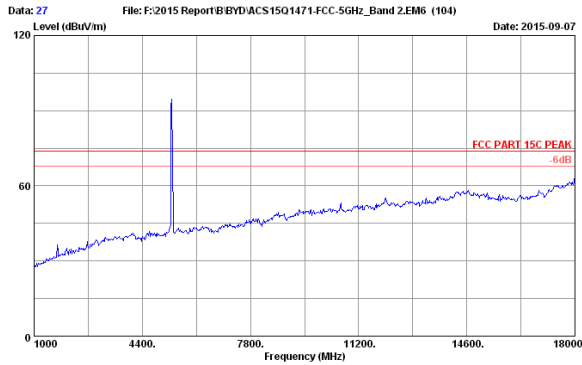
No.	Freq. (MHz)	Ant. Factor (dB/m)	Cable Loss (dB)	AMP factor (dB)	Reading (dBuV)	Emission Level (dBuV/m)	Limits (dBuV/m)	Margin (dB)	Remark
1	5320.000	33.99	9.69	35.30	89.98	98.36	74.00	-24.36	Peak
2	10640.000	38.39	13.91	35.54	30.62	47.38	54.00	6.62	Average
3	10640.000	38.39	13.91	35.54	44.58	61.34	74.00	12.66	Peak

Remarks: 1. Emission Level= Antenna Factor + Cable Loss + Reading - Amp Factor
 2. The emission levels that are 20dB below the official limit are not reported.



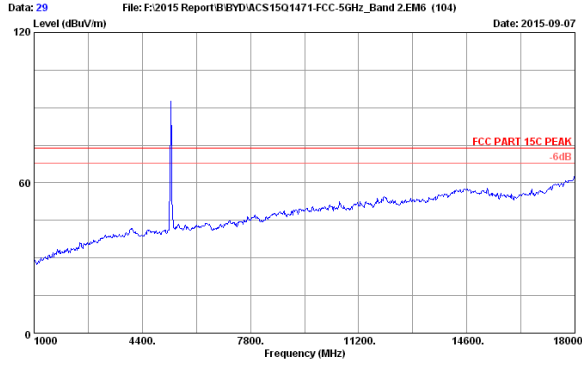
No.	Freq. (MHz)	Ant. Factor (dB/m)	Cable Loss (dB)	AMP factor (dB)	Reading (dBuV)	Emission Level (dBuV/m)	Limits (dBuV/m)	Margin (dB)	Remark
1	5320.000	33.99	9.69	35.30	92.87	101.25	74.00	-27.25	Peak
2	10640.000	38.39	13.91	35.54	31.15	47.91	54.00	6.09	Average
3	10640.000	38.39	13.91	35.54	45.44	62.20	74.00	11.80	Peak

Remarks: 1. Emission Level= Antenna Factor + Cable Loss + Reading - Amp Factor
 2. The emission levels that are 20dB below the official limit are not reported.

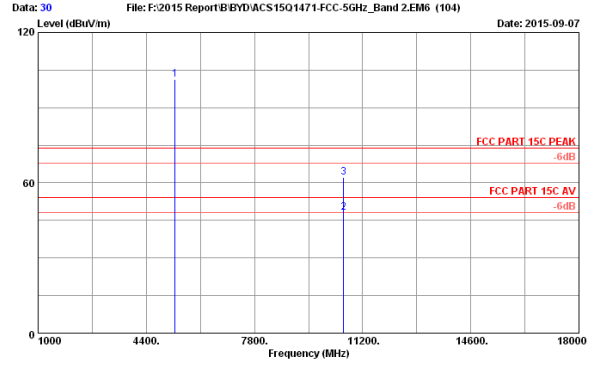


No.	Freq. (MHz)	Ant. Factor (dB/m)	Cable Loss (dB)	AMP factor (dB)	Reading (dBuV)	Emission Level (dBuV/m)	Limits (dBuV/m)	Margin (dB)	Remark
1	5320.000	33.99	9.69	35.30	90.28	98.66	74.00	-24.66	Peak
2	10640.000	38.39	13.91	35.54	30.81	47.57	54.00	6.43	Average
3	10640.000	38.39	13.91	35.54	44.73	61.49	74.00	12.51	Peak

Remarks: 1. Emission Level= Antenna Factor + Cable Loss + Reading - Amp Factor
 2. The emission levels that are 20dB below the official limit are not reported.



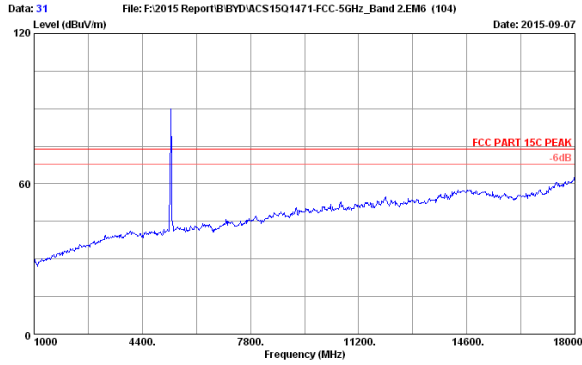
Site no. : 3m Chamber Data no. : 29
 Dis. / Ant. : 3m 2014 3115 9607-4877 Ant. pol. : HORIZONTAL
 Limit : FCC PART 15C PEAK
 Env. / Ins. : 23°C/54%
 Engineer : Leo-Li
 EUT : Notebook
 Power rating : DC 20V From Adapter Input AC 120V/60Hz
 Test Mode : IEEE802.11nHT20 CH60 5300MHz Tx
 M/N : RZ09-0168



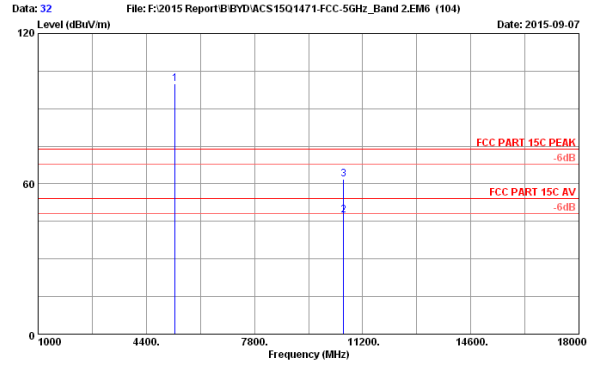
Site no. : 3m Chamber Data no. : 30
 Dis. / Ant. : 3m 2014 3115 9607-4877 Ant. pol. : HORIZONTAL
 Limit : FCC PART 15C PEAK
 Env. / Ins. : 23°C/54%
 Engineer : Leo-Li
 EUT : Notebook
 Power rating : DC 20V From Adapter Input AC 120V/60Hz
 Test Mode : IEEE802.11nHT20 CH60 5300MHz Tx
 M/N : RZ09-0168

No.	Freq. (MHz)	Ant. Factor (dB/m)	Cable Loss (dB)	AMP factor (dB)	Reading (dBuV)	Emission Level (dBuV/m)	Limits (dBuV/m)	Margin (dB)	Remark
1	5300.000	33.95	9.68	35.32	92.97	101.25	74.00	-27.28	Peak
2	10600.000	38.36	13.88	35.55	31.35	48.04	54.00	5.96	Average
3	10600.000	38.36	13.88	35.55	45.37	62.06	74.00	11.94	Peak

Remarks: 1. Emission Level= Antenna Factor + Cable Loss + Reading - Amp Factor
 2. The emission levels that are 20dB below the official limit are not reported.



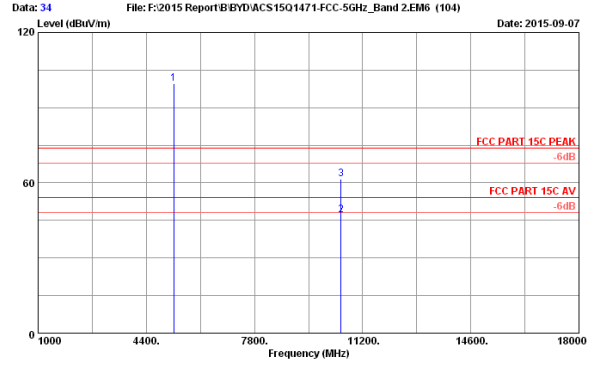
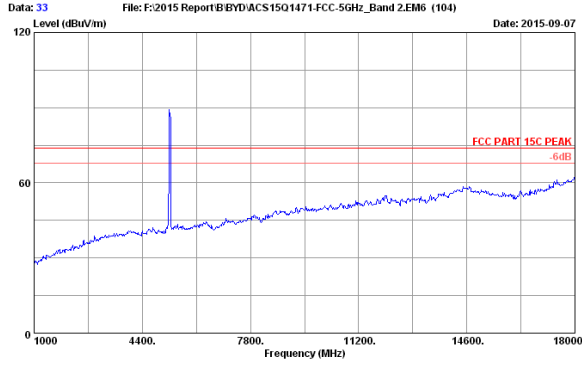
Site no. : 3m Chamber Data no. : 31
 Dis. / Ant. : 3m 2014 3115 9607-4877 Ant. pol. : VERTICAL
 Limit : FCC PART 15C PEAK
 Env. / Ins. : 23°C/54%
 Engineer : Leo-Li
 EUT : Notebook
 Power rating : DC 20V From Adapter Input AC 120V/60Hz
 Test Mode : IEEE802.11nHT20 CH60 5300MHz Tx
 M/N : RZ09-0168



Site no. : 3m Chamber Data no. : 32
 Dis. / Ant. : 3m 2014 3115 9607-4877 Ant. pol. : VERTICAL
 Limit : FCC PART 15C PEAK
 Env. / Ins. : 23°C/54%
 Engineer : Leo-Li
 EUT : Notebook
 Power rating : DC 20V From Adapter Input AC 120V/60Hz
 Test Mode : IEEE802.11nHT20 CH60 5300MHz Tx
 M/N : RZ09-0168

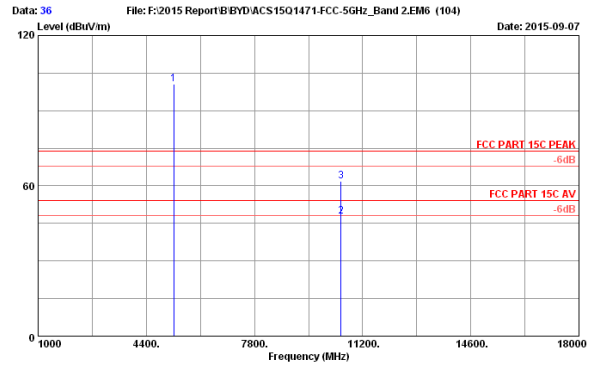
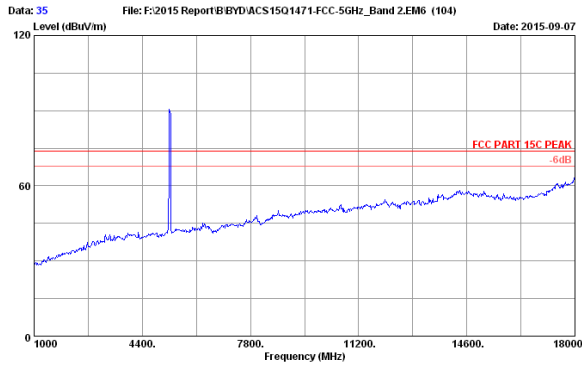
No.	Freq. (MHz)	Ant. Factor (dB/m)	Cable Loss (dB)	AMP factor (dB)	Reading (dBuV)	Emission Level (dBuV/m)	Limits (dBuV/m)	Margin (dB)	Remark
1	5300.000	33.95	9.68	35.32	91.58	99.89	74.00	-25.89	Peak
2	10600.000	38.36	13.88	35.55	30.88	47.57	54.00	6.43	Average
3	10600.000	38.36	13.88	35.55	45.03	61.72	74.00	12.28	Peak

Remarks: 1. Emission Level= Antenna Factor + Cable Loss + Reading - Amp Factor
 2. The emission levels that are 20dB below the official limit are not reported.



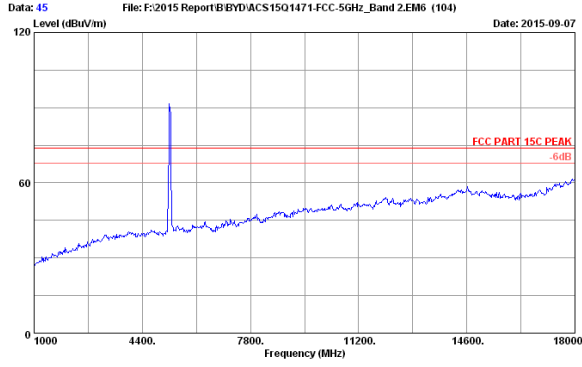
No.	Freq. (MHz)	Ant. Factor (dB/m)	Cable Loss (dB)	AMP factor (dB)	Reading (dBuV)	Emission Level (dBuV/m)	Limits (dBuV/m)	Margin (dB)	Remark
1	5260.000	33.88	9.67	35.34	91.33	99.54	74.00	-25.54	Peak
2	10520.000	38.31	13.83	35.57	30.53	47.10	54.00	6.90	Average
3	10520.000	38.31	13.83	35.57	44.80	61.37	74.00	12.63	Peak

Remarks: 1. Emission Level= Antenna Factor + Cable Loss + Reading - Amp Factor
 2. The emission levels that are 20dB below the official limit are not reported.

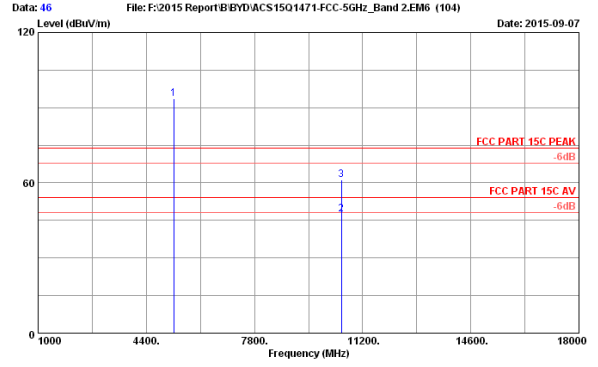


No.	Freq. (MHz)	Ant. Factor (dB/m)	Cable Loss (dB)	AMP factor (dB)	Reading (dBuV)	Emission Level (dBuV/m)	Limits (dBuV/m)	Margin (dB)	Remark
1	5260.000	33.88	9.67	35.34	92.48	100.69	74.00	-26.69	Peak
2	10520.000	38.31	13.83	35.57	31.25	47.82	54.00	6.18	Average
3	10520.000	38.31	13.83	35.57	45.22	61.79	74.00	12.21	Peak

Remarks: 1. Emission Level= Antenna Factor + Cable Loss + Reading - Amp Factor
 2. The emission levels that are 20dB below the official limit are not reported.



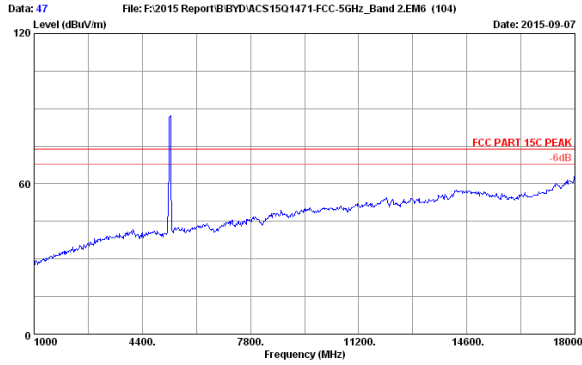
Site no. : 3m Chamber Data no. : 45
 Dis. / Ant. : 3m 2014 3115 9607-4877 Ant. pol. : HORIZONTAL
 Limit : FCC PART 15C PEAK
 Env. / Ins. : 23°C/54%
 Engineer : Leo-Li
 EUT : Notebook
 Power rating : DC 20V From Adapter Input AC 120V/60Hz
 Test Mode : IEEES02.11nHT40 CH54 S270MHz Tx
 M/N : RZ09-0168



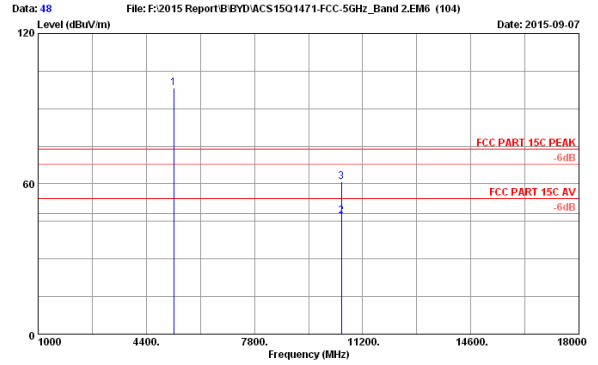
Site no. : 3m Chamber Data no. : 46
 Dis. / Ant. : 3m 2014 3115 9607-4877 Ant. pol. : HORIZONTAL
 Limit : FCC PART 15C PEAK
 Env. / Ins. : 23°C/54%
 Engineer : Leo-Li
 EUT : Notebook
 Power rating : DC 20V From Adapter Input AC 120V/60Hz
 Test Mode : IEEES02.11nHT40 CH54 S270MHz Tx
 M/N : RZ09-0168

No.	Freq. (MHz)	Ant. Factor (dB/m)	Cable Loss (dB)	AMP factor (dB)	Reading (dBuV)	Emission Level (dBuV/m)	Limits (dBuV/m)	Margin (dB)	Remark
1	5270.000	33.90	9.68	35.33	85.21	93.45	74.00	-19.46	Peak
2	10540.000	38.32	13.84	35.56	30.82	47.42	54.00	6.58	Average
3	10540.000	38.32	13.84	35.56	44.64	61.24	74.00	12.76	Peak

Remarks: 1. Emission Level= Antenna Factor + Cable Loss + Reading - Amp Factor
 2. The emission levels that are 20dB below the official limit are not reported.



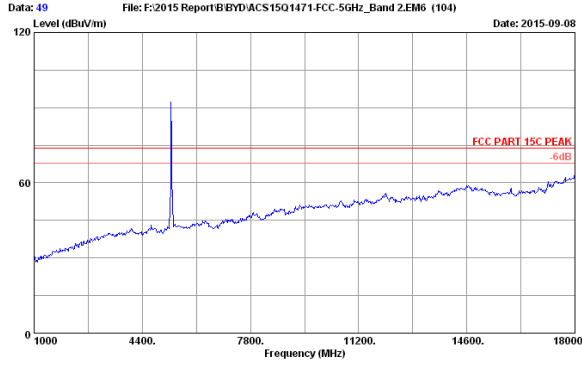
Site no. : 3m Chamber Data no. : 47
 Dis. / Ant. : 3m 2014 3115 9607-4877 Ant. pol. : VERTICAL
 Limit : FCC PART 15C PEAK
 Env. / Ins. : 23°C/54%
 Engineer : Leo-Li
 EUT : Notebook
 Power rating : DC 20V From Adapter Input AC 120V/60Hz
 Test Mode : IEEES02.11nHT40 CH54 S270MHz Tx
 M/N : RZ09-0168



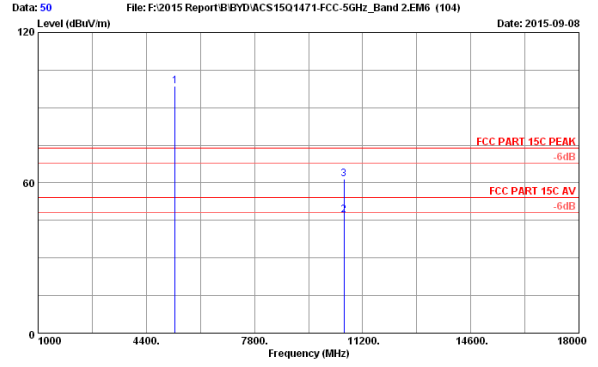
Site no. : 3m Chamber Data no. : 48
 Dis. / Ant. : 3m 2014 3115 9607-4877 Ant. pol. : VERTICAL
 Limit : FCC PART 15C PEAK
 Env. / Ins. : 23°C/54%
 Engineer : Leo-Li
 EUT : Notebook
 Power rating : DC 20V From Adapter Input AC 120V/60Hz
 Test Mode : IEEES02.11nHT40 CH54 S270MHz Tx
 M/N : RZ09-0168

No.	Freq. (MHz)	Ant. Factor (dB/m)	Cable Loss (dB)	AMP factor (dB)	Reading (dBuV)	Emission Level (dBuV/m)	Limits (dBuV/m)	Margin (dB)	Remark
1	5270.000	33.90	9.68	35.33	89.92	98.17	74.00	-24.17	Peak
2	10540.000	38.32	13.84	35.56	30.55	47.15	54.00	6.85	Average
3	10540.000	38.32	13.84	35.56	44.39	60.99	74.00	13.01	Peak

Remarks: 1. Emission Level= Antenna Factor + Cable Loss + Reading - Amp Factor
 2. The emission levels that are 20dB below the official limit are not reported.



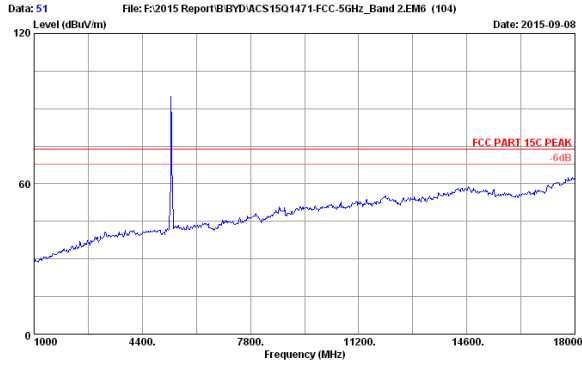
Site no. : 3m Chamber Data no. : 49
 Dis. / Ant. : 3m 2014 3115 9607-4877 Ant. pol. : VERTICAL
 Limit : FCC PART 15C PEAK
 Env. / Ins. : 23°C/54%
 Engineer : Leo-Li
 EUT : Notebook
 Power rating : DC 20V From Adapter Input AC 120V/60Hz
 Test Mode : IEEE802.11nHT40 CH62 S310MHz Tx
 M/N : RZ09-0168



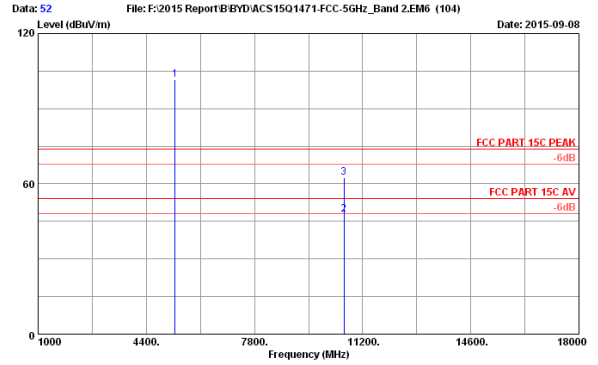
Site no. : 3m Chamber Data no. : 50
 Dis. / Ant. : 3m 2014 3115 9607-4877 Ant. pol. : VERTICAL
 Limit : FCC PART 15C PEAK
 Env. / Ins. : 23°C/54%
 Engineer : Leo-Li
 EUT : Notebook
 Power rating : DC 20V From Adapter Input AC 120V/60Hz
 Test Mode : IEEE802.11nHT40 CH62 S310MHz Tx
 M/N : RZ09-0168

No.	Freq. (MHz)	Ant. Factor (dB/m)	Cable Loss (dB)	AMP factor (dB)	Reading (dBuV)	Emission Level (dBuV/m)	Limits (dBuV/m)	Margin (dB)	Remark
1	5310.000	33.97	9.69	35.32	90.39	98.73	74.00	-24.73	Peak
2	10620.000	38.37	13.90	35.54	30.52	47.25	54.00	6.75	Average
3	10620.000	38.37	13.90	35.54	44.69	61.42	74.00	12.58	Peak

Remarks: 1. Emission Level= Antenna Factor + Cable Loss + Reading - Amp Factor
 2. The emission levels that are 20dB below the official limit are not reported.



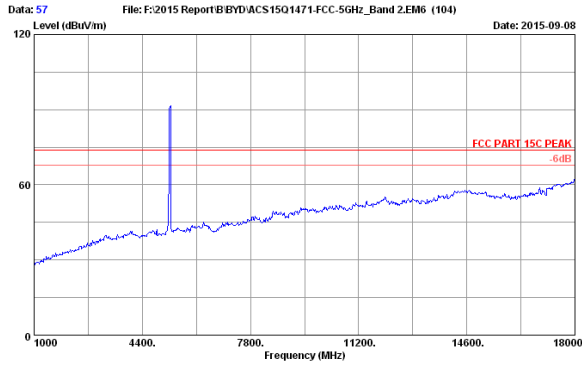
Site no. : 3m Chamber Data no. : 51
 Dis. / Ant. : 3m 2014 3115 9607-4877 Ant. pol. : HORIZONTAL
 Limit : FCC PART 15C PEAK
 Env. / Ins. : 23°C/54%
 Engineer : Leo-Li
 EUT : Notebook
 Power rating : DC 20V From Adapter Input AC 120V/60Hz
 Test Mode : IEEE802.11nHT40 CH62 S310MHz Tx
 M/N : RZ09-0168



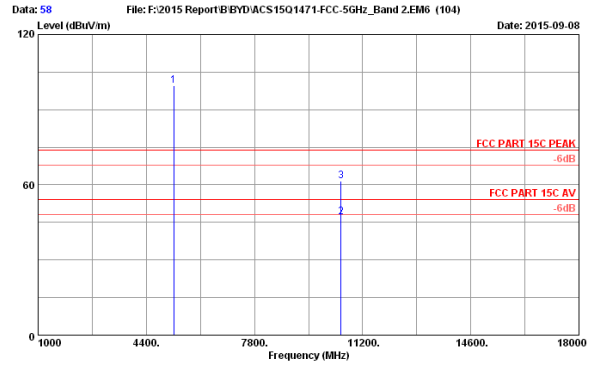
Site no. : 3m Chamber Data no. : 52
 Dis. / Ant. : 3m 2014 3115 9607-4877 Ant. pol. : HORIZONTAL
 Limit : FCC PART 15C PEAK
 Env. / Ins. : 23°C/54%
 Engineer : Leo-Li
 EUT : Notebook
 Power rating : DC 20V From Adapter Input AC 120V/60Hz
 Test Mode : IEEE802.11nHT40 CH62 S310MHz Tx
 M/N : RZ09-0168

No.	Freq. (MHz)	Ant. Factor (dB/m)	Cable Loss (dB)	AMP factor (dB)	Reading (dBuV)	Emission Level (dBuV/m)	Limits (dBuV/m)	Margin (dB)	Remark
1	5310.000	33.97	9.69	35.32	93.26	101.60	74.00	-27.60	Peak
2	10620.000	38.37	13.90	35.54	31.08	47.81	54.00	6.19	Average
3	10620.000	38.37	13.90	35.54	45.78	62.51	74.00	11.49	Peak

Remarks: 1. Emission Level= Antenna Factor + Cable Loss + Reading - Amp Factor
 2. The emission levels that are 20dB below the official limit are not reported.



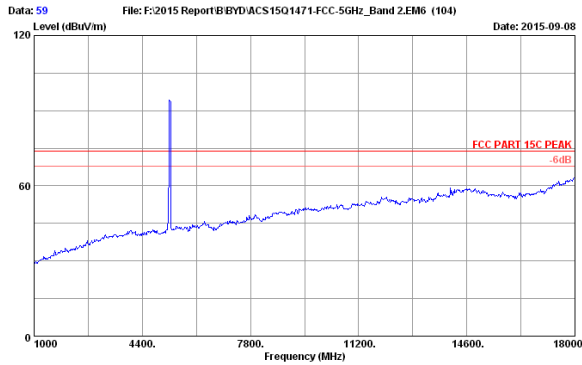
Site no. : 3m Chamber Data no. : 57
 Dis. / Ant. : 3m 2014 3115 9607-4877 Ant. pol. : VERTICAL
 Limit : FCC PART 15C PEAK
 Env. / Ins. : 23°C/54%
 Engineer : Leo-Li
 EUT : Notebook
 Power rating : DC 20V From Adapter Input AC 120V/60Hz
 Test Mode : IEEE802.11a VHT20 CH52 5260MHz Tx
 M/N : RZ09-0168



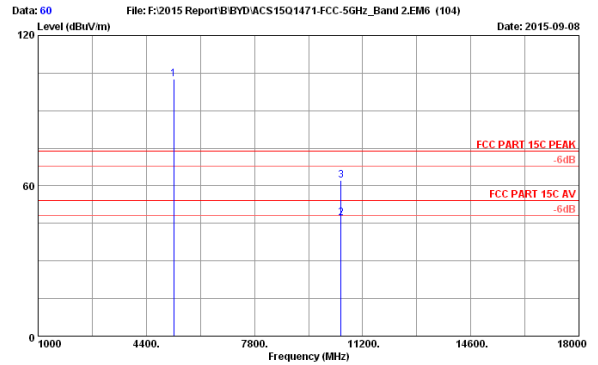
Site no. : 3m Chamber Data no. : 58
 Dis. / Ant. : 3m 2014 3115 9607-4877 Ant. pol. : VERTICAL
 Limit : FCC PART 15C PEAK
 Env. / Ins. : 23°C/54%
 Engineer : Leo-Li
 EUT : Notebook
 Power rating : DC 20V From Adapter Input AC 120V/60Hz
 Test Mode : IEEE802.11a VHT20 CH52 5260MHz Tx
 M/N : RZ09-0168

No.	Freq. (MHz)	Ant. Factor (dB/m)	Cable Loss (dB)	AMP factor (dB)	Reading (dBuV)	Emission Level (dBuV/m)	Limits (dBuV/m)	Margin (dB)	Remark
1	5260.000	33.88	9.67	35.34	91.33	99.54	74.00	-25.54	Peak
2	10520.000	38.31	13.83	35.57	30.73	47.30	54.00	-6.70	Average
3	10520.000	38.31	13.83	35.57	44.99	61.56	74.00	12.44	Peak

Remarks: 1. Emission Level= Antenna Factor + Cable Loss + Reading - Amp Factor
 2. The emission levels that are 20dB below the official limit are not reported.



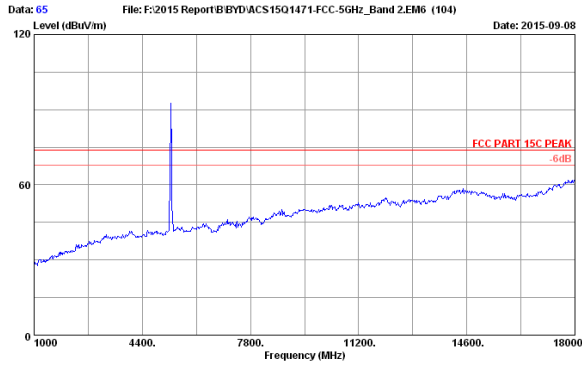
Site no. : 3m Chamber Data no. : 59
 Dis. / Ant. : 3m 2014 3115 9607-4877 Ant. pol. : HORIZONTAL
 Limit : FCC PART 15C PEAK
 Env. / Ins. : 23°C/54%
 Engineer : Leo-Li
 EUT : Notebook
 Power rating : DC 20V From Adapter Input AC 120V/60Hz
 Test Mode : IEEE802.11a VHT20 CH52 5260MHz Tx
 M/N : RZ09-0168



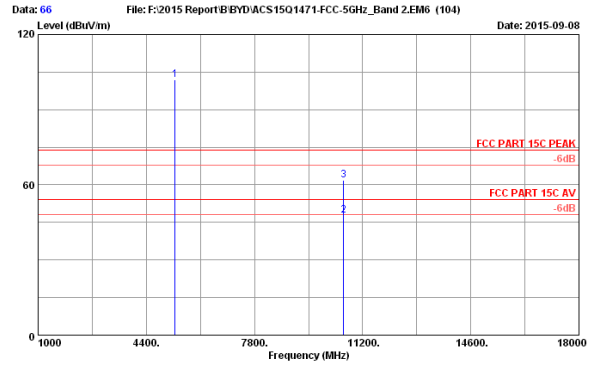
Site no. : 3m Chamber Data no. : 60
 Dis. / Ant. : 3m 2014 3115 9607-4877 Ant. pol. : HORIZONTAL
 Limit : FCC PART 15C PEAK
 Env. / Ins. : 23°C/54%
 Engineer : Leo-Li
 EUT : Notebook
 Power rating : DC 20V From Adapter Input AC 120V/60Hz
 Test Mode : IEEE802.11a VHT20 CH52 5260MHz Tx
 M/N : RZ09-0168

No.	Freq. (MHz)	Ant. Factor (dB/m)	Cable Loss (dB)	AMP factor (dB)	Reading (dBuV)	Emission Level (dBuV/m)	Limits (dBuV/m)	Margin (dB)	Remark
1	5260.000	33.88	9.67	35.34	94.25	102.46	74.00	-28.46	Peak
2	10520.000	38.31	13.83	35.57	30.59	47.16	54.00	-6.84	Average
3	10520.000	38.31	13.83	35.57	45.70	62.27	74.00	11.73	Peak

Remarks: 1. Emission Level= Antenna Factor + Cable Loss + Reading - Amp Factor
 2. The emission levels that are 20dB below the official limit are not reported.



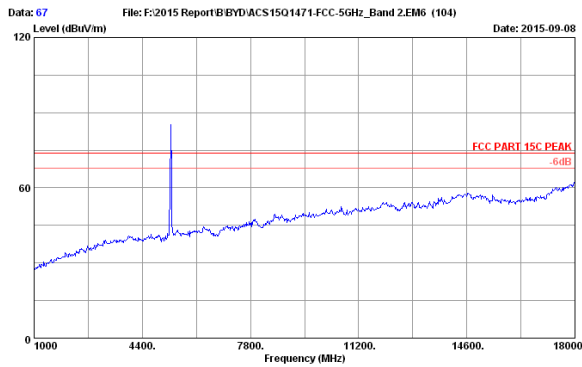
Site no. : 3m Chamber Data no. : 65
 Dis. / Ant. : 3m 2014 3115 9607-4877 Ant. pol. : HORIZONTAL
 Limit : FCC PART 15C PEAK
 Env. / Ins. : 23°C/54%
 Engineer : Leo-Li
 EUT : Notebook
 Power rating : DC 20V From Adapter Input AC 120V/60Hz
 Test Mode : IEEE802.11a VHT20 CH60 5300MHz Tx
 M/N : RZ09-0168



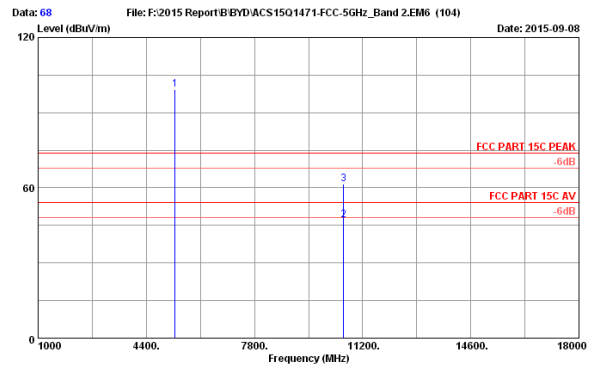
Site no. : 3m Chamber Data no. : 66
 Dis. / Ant. : 3m 2014 3115 9607-4877 Ant. pol. : HORIZONTAL
 Limit : FCC PART 15C PEAK
 Env. / Ins. : 23°C/54%
 Engineer : Leo-Li
 EUT : Notebook
 Power rating : DC 20V From Adapter Input AC 120V/60Hz
 Test Mode : IEEE802.11a VHT20 CH60 5300MHz Tx
 M/N : RZ09-0168

No.	Freq. (MHz)	Ant. Factor (dB/m)	Cable Loss (dB)	AMP factor (dB)	Reading (dBuV)	Emission Level (dBuV/m)	Limits (dBuV/m)	Margin (dB)	Remark
1	5300.000	33.95	9.68	35.32	99.66	101.97	74.00	-27.97	Peak
2	10600.000	38.36	13.88	35.55	31.23	47.92	54.00	6.08	Average
3	10600.000	38.36	13.88	35.55	45.22	61.91	74.00	12.09	Peak

Remarks: 1. Emission Level= Antenna Factor + Cable Loss + Reading - Amp Factor
 2. The emission levels that are 20dB below the official limit are not reported.



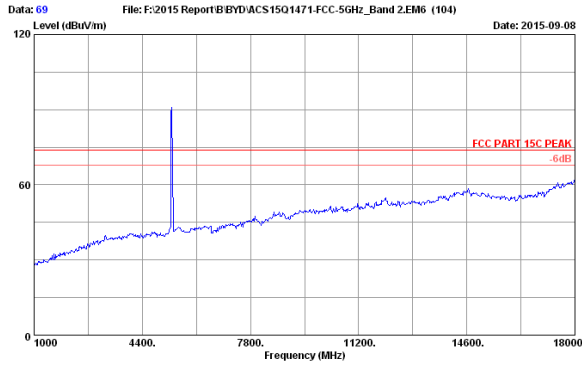
Site no. : 3m Chamber Data no. : 67
 Dis. / Ant. : 3m 2014 3115 9607-4877 Ant. pol. : VERTICAL
 Limit : FCC PART 15C PEAK
 Env. / Ins. : 23°C/54%
 Engineer : Leo-Li
 EUT : Notebook
 Power rating : DC 20V From Adapter Input AC 120V/60Hz
 Test Mode : IEEE802.11a VHT20 CH60 5300MHz Tx
 M/N : RZ09-0168



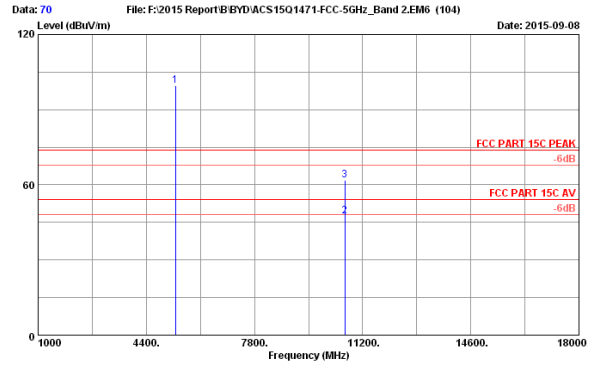
Site no. : 3m Chamber Data no. : 68
 Dis. / Ant. : 3m 2014 3115 9607-4877 Ant. pol. : VERTICAL
 Limit : FCC PART 15C PEAK
 Env. / Ins. : 23°C/54%
 Engineer : Leo-Li
 EUT : Notebook
 Power rating : DC 20V From Adapter Input AC 120V/60Hz
 Test Mode : IEEE802.11a VHT20 CH60 5300MHz Tx
 M/N : RZ09-0168

No.	Freq. (MHz)	Ant. Factor (dB/m)	Cable Loss (dB)	AMP factor (dB)	Reading (dBuV)	Emission Level (dBuV/m)	Limits (dBuV/m)	Margin (dB)	Remark
1	5300.000	33.95	9.68	35.32	90.88	99.19	74.00	-25.19	Peak
2	10600.000	38.36	13.88	35.55	30.30	46.99	54.00	7.01	Average
3	10600.000	38.36	13.88	35.55	44.88	61.57	74.00	12.43	Peak

Remarks: 1. Emission Level= Antenna Factor + Cable Loss + Reading - Amp Factor
 2. The emission levels that are 20dB below the official limit are not reported.



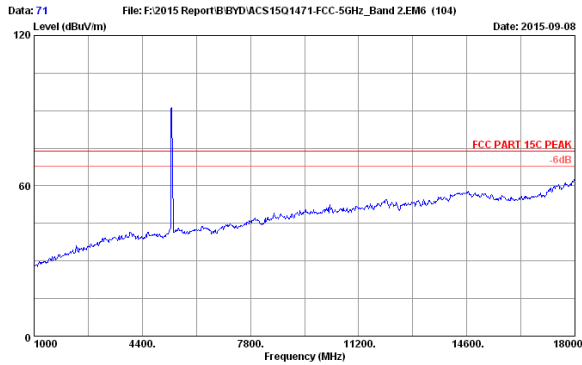
Site no. : 3m Chamber Data no. : 69
 Dis. / Ant. : 3m 2014 3115 9607-4877 Ant. pol. : VERTICAL
 Limit : FCC PART 15C PEAK
 Env. / Ins. : 23°C/54%
 Engineer : Leo-Li
 EUT : Notebook
 Power rating : DC 20V From Adapter Input AC 120V/60Hz
 Test Mode : IEEE802.11a VHT20 CH64 5320MHz Tx
 M/N : RZ09-0168



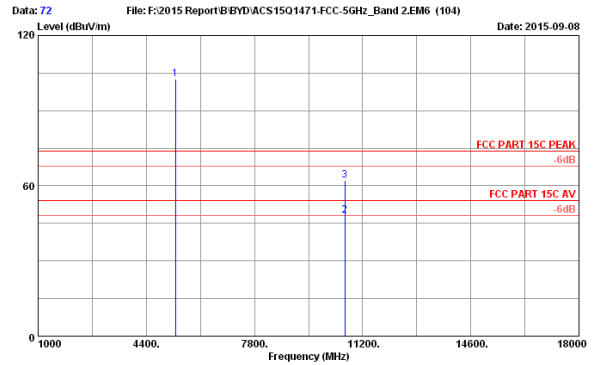
Site no. : 3m Chamber Data no. : 70
 Dis. / Ant. : 3m 2014 3115 9607-4877 Ant. pol. : VERTICAL
 Limit : FCC PART 15C PEAK
 Env. / Ins. : 23°C/54%
 Engineer : Leo-Li
 EUT : Notebook
 Power rating : DC 20V From Adapter Input AC 120V/60Hz
 Test Mode : IEEE802.11a VHT20 CH64 5320MHz Tx
 M/N : RZ09-0168

No.	Freq. (MHz)	Ant. Factor (dB/m)	Cable Loss (dB)	AMP factor (dB)	Reading (dBuV)	Emission Level (dBuV/m)	Limits (dBuV/m)	Margin (dB)	Remark
1	5320.000	33.99	9.69	35.30	91.28	99.66	74.00	-25.66	Peak
2	10640.000	38.39	13.91	35.54	30.67	47.43	54.00	-6.57	Average
3	10640.000	38.39	13.91	35.54	44.92	61.68	74.00	12.32	Peak

Remarks: 1. Emission Level= Antenna Factor + Cable Loss + Reading - Amp Factor
 2. The emission levels that are 20dB below the official limit are not reported.



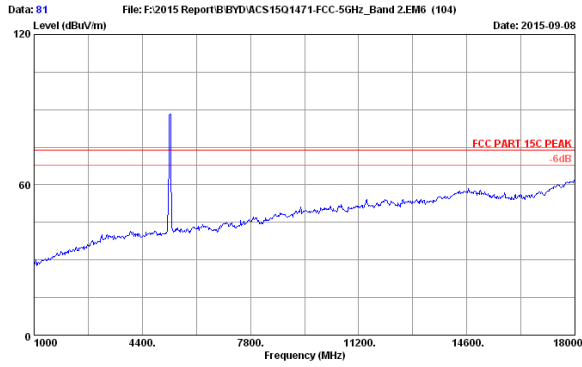
Site no. : 3m Chamber Data no. : 71
 Dis. / Ant. : 3m 2014 3115 9607-4877 Ant. pol. : HORIZONTAL
 Limit : FCC PART 15C PEAK
 Env. / Ins. : 23°C/54%
 Engineer : Leo-Li
 EUT : Notebook
 Power rating : DC 20V From Adapter Input AC 120V/60Hz
 Test Mode : IEEE802.11a VHT20 CH64 5320MHz Tx
 M/N : RZ09-0168



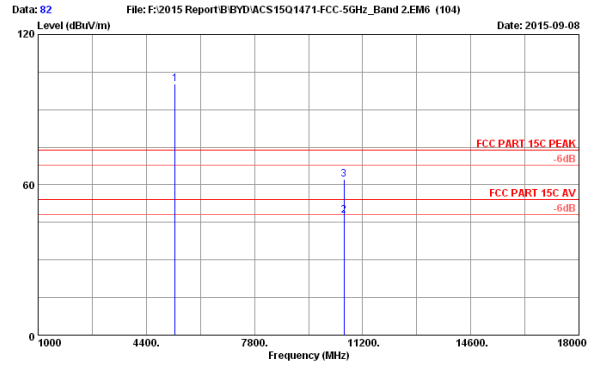
Site no. : 3m Chamber Data no. : 72
 Dis. / Ant. : 3m 2014 3115 9607-4877 Ant. pol. : HORIZONTAL
 Limit : FCC PART 15C PEAK
 Env. / Ins. : 23°C/54%
 Engineer : Leo-Li
 EUT : Notebook
 Power rating : DC 20V From Adapter Input AC 120V/60Hz
 Test Mode : IEEE802.11a VHT20 CH64 5320MHz Tx
 M/N : RZ09-0168

No.	Freq. (MHz)	Ant. Factor (dB/m)	Cable Loss (dB)	AMP factor (dB)	Reading (dBuV)	Emission Level (dBuV/m)	Limits (dBuV/m)	Margin (dB)	Remark
1	5320.000	33.99	9.69	35.30	94.38	102.76	74.00	-28.76	Peak
2	10640.000	38.39	13.91	35.54	31.36	48.12	54.00	5.88	Average
3	10640.000	38.39	13.91	35.54	45.29	62.05	74.00	11.95	Peak

Remarks: 1. Emission Level= Antenna Factor + Cable Loss + Reading - Amp Factor
 2. The emission levels that are 20dB below the official limit are not reported.



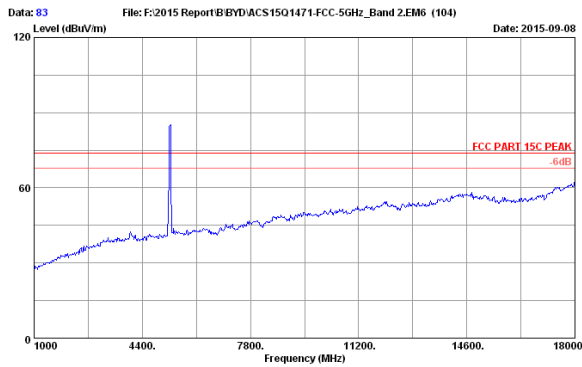
Site no. : 3m Chamber Data no. : 81
 Dis. / Ant. : 3m 2014 3115 9607-4877 Ant. pol. : HORIZONTAL
 Limit : FCC PART 15C PEAK
 Env. / Ins. : 23°C/54%
 Engineer : Leo-Li
 EUT : Notebook
 Power rating : DC 20V From Adapter Input AC 120V/60Hz
 Test Mode : IEEE802.11a VHT40 CH62 5310MHz Tx
 M/N : RZ09-0168



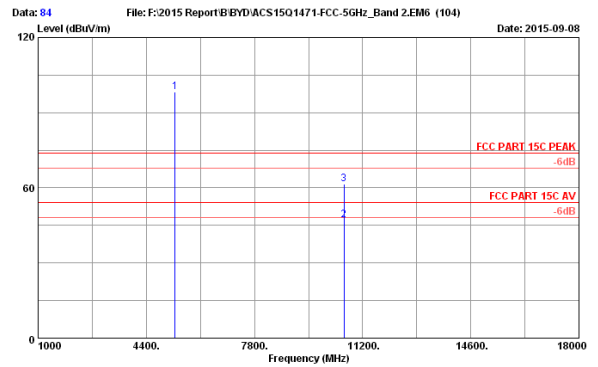
Site no. : 3m Chamber Data no. : 82
 Dis. / Ant. : 3m 2014 3115 9607-4877 Ant. pol. : HORIZONTAL
 Limit : FCC PART 15C PEAK
 Env. / Ins. : 23°C/54%
 Engineer : Leo-Li
 EUT : Notebook
 Power rating : DC 20V From Adapter Input AC 120V/60Hz
 Test Mode : IEEE802.11a VHT40 CH62 5310MHz Tx
 M/N : RZ09-0168

No.	Freq. (MHz)	Ant. Factor (dB/m)	Cable Loss (dB)	AMP factor (dB)	Reading (dBuV)	Emission Level (dBuV/m)	Limits (dBuV/m)	Margin (dB)	Remark
1	5310.000	33.97	9.69	35.32	91.94	100.28	74.00	-26.28	Peak
2	10620.000	38.37	13.90	35.54	31.17	47.90	54.00	6.10	Average
3	10620.000	38.37	13.90	35.54	45.36	62.09	74.00	11.91	Peak

Remarks: 1. Emission Level= Antenna Factor + Cable Loss + Reading - Amp Factor
 2. The emission levels that are 20dB below the official limit are not reported.



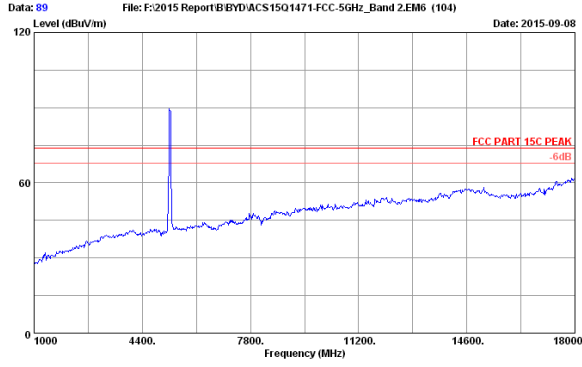
Site no. : 3m Chamber Data no. : 83
 Dis. / Ant. : 3m 2014 3115 9607-4877 Ant. pol. : VERTICAL
 Limit : FCC PART 15C PEAK
 Env. / Ins. : 23°C/54%
 Engineer : Leo-Li
 EUT : Notebook
 Power rating : DC 20V From Adapter Input AC 120V/60Hz
 Test Mode : IEEE802.11a VHT40 CH62 5310MHz Tx
 M/N : RZ09-0168



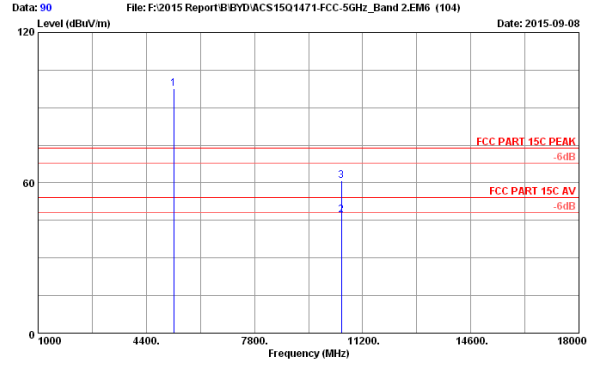
Site no. : 3m Chamber Data no. : 84
 Dis. / Ant. : 3m 2014 3115 9607-4877 Ant. pol. : VERTICAL
 Limit : FCC PART 15C PEAK
 Env. / Ins. : 23°C/54%
 Engineer : Leo-Li
 EUT : Notebook
 Power rating : DC 20V From Adapter Input AC 120V/60Hz
 Test Mode : IEEE802.11a VHT40 CH62 5310MHz Tx
 M/N : RZ09-0168

No.	Freq. (MHz)	Ant. Factor (dB/m)	Cable Loss (dB)	AMP factor (dB)	Reading (dBuV)	Emission Level (dBuV/m)	Limits (dBuV/m)	Margin (dB)	Remark
1	5310.000	33.97	9.69	35.32	89.93	98.27	74.00	-24.27	Peak
2	10620.000	38.37	13.90	35.54	30.51	47.24	54.00	6.76	Average
3	10620.000	38.37	13.90	35.54	44.67	61.40	74.00	12.60	Peak

Remarks: 1. Emission Level= Antenna Factor + Cable Loss + Reading - Amp Factor
 2. The emission levels that are 20dB below the official limit are not reported.



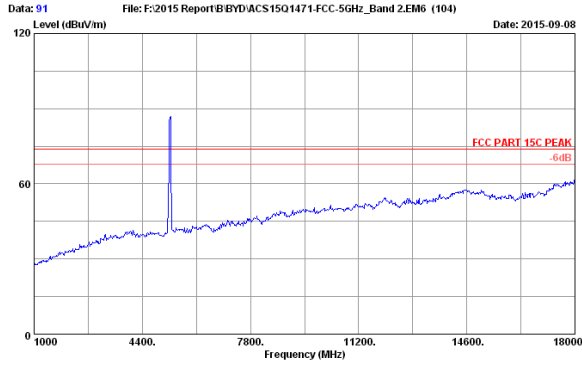
Site no. : 3m Chamber Data no. : 89
 Dis. / Ant. : 3m 2014 3115 9607-4877 Ant. pol. : VERTICAL
 Limit : FCC PART 15C PEAK
 Env. / Ins. : 23°C/54%
 Engineer : Leo-Li
 EUT : Notebook
 Power rating : DC 20V From Adapter Input AC 120V/60Hz
 Test Mode : IEEES02.11a VHT40 CH54 5270MHz Tx
 M/N : RZ09-0168



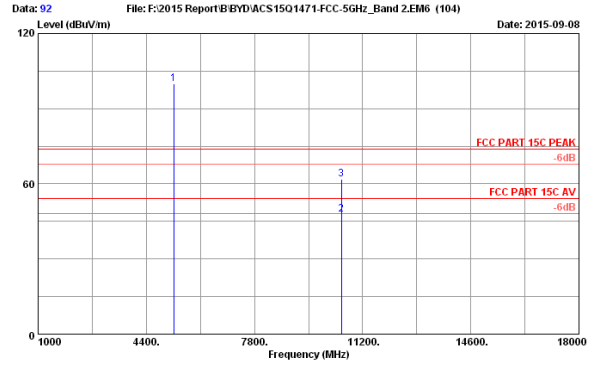
Site no. : 3m Chamber Data no. : 90
 Dis. / Ant. : 3m 2014 3115 9607-4877 Ant. pol. : VERTICAL
 Limit : FCC PART 15C PEAK
 Env. / Ins. : 23°C/54%
 Engineer : Leo-Li
 EUT : Notebook
 Power rating : DC 20V From Adapter Input AC 120V/60Hz
 Test Mode : IEEES02.11a VHT40 CH54 5270MHz Tx
 M/N : RZ09-0168

No.	Freq. (MHz)	Ant. Factor (dB/m)	Cable Loss (dB)	AMP factor (dB)	Reading (dBuV)	Emission Level (dBuV/m)	Limits (dBuV/m)	Margin (dB)	Remark
1	5270.000	33.90	9.68	35.33	89.42	97.67	74.00	-23.67	Peak
2	10540.000	38.32	13.84	35.56	30.63	47.23	54.00	-6.77	Average
3	10540.000	38.32	13.84	35.56	44.39	60.99	74.00	13.01	Peak

Remarks: 1. Emission Level= Antenna Factor + Cable Loss + Reading - Amp Factor
 2. The emission levels that are 20dB below the official limit are not reported.



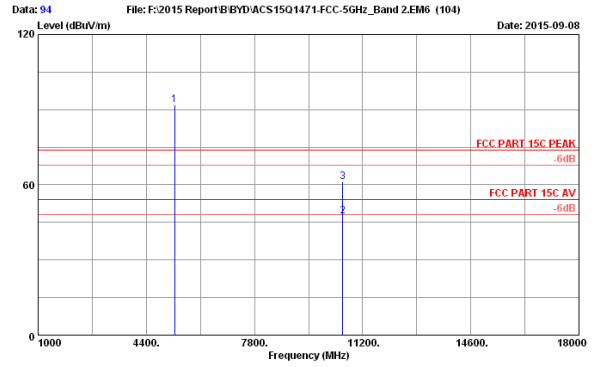
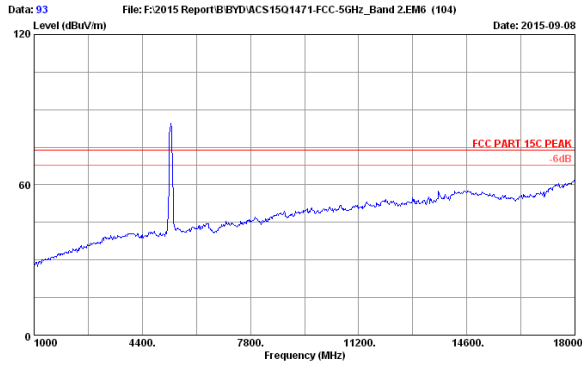
Site no. : 3m Chamber Data no. : 91
 Dis. / Ant. : 3m 2014 3115 9607-4877 Ant. pol. : HORIZONTAL
 Limit : FCC PART 15C PEAK
 Env. / Ins. : 23°C/54%
 Engineer : Leo-Li
 EUT : Notebook
 Power rating : DC 20V From Adapter Input AC 120V/60Hz
 Test Mode : IEEES02.11a VHT40 CH54 5270MHz Tx
 M/N : RZ09-0168



Site no. : 3m Chamber Data no. : 92
 Dis. / Ant. : 3m 2014 3115 9607-4877 Ant. pol. : HORIZONTAL
 Limit : FCC PART 15C PEAK
 Env. / Ins. : 23°C/54%
 Engineer : Leo-Li
 EUT : Notebook
 Power rating : DC 20V From Adapter Input AC 120V/60Hz
 Test Mode : IEEES02.11a VHT40 CH54 5270MHz Tx
 M/N : RZ09-0168

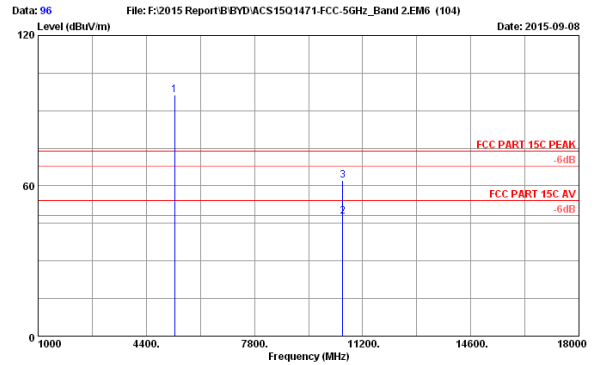
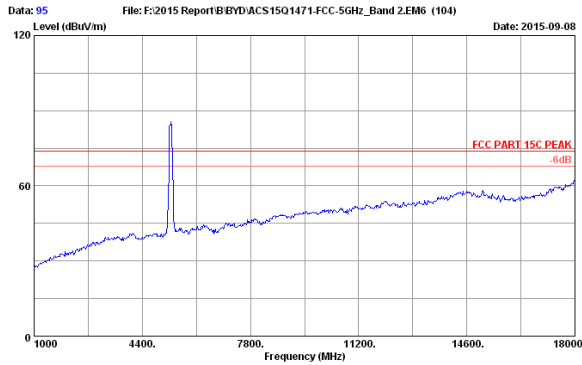
No.	Freq. (MHz)	Ant. Factor (dB/m)	Cable Loss (dB)	AMP factor (dB)	Reading (dBuV)	Emission Level (dBuV/m)	Limits (dBuV/m)	Margin (dB)	Remark
1	5270.000	33.90	9.68	35.33	91.64	99.89	74.00	-25.89	Peak
2	10540.000	38.32	13.84	35.56	31.26	47.86	54.00	-6.14	Average
3	10540.000	38.32	13.84	35.56	45.38	61.98	74.00	12.02	Peak

Remarks: 1. Emission Level= Antenna Factor + Cable Loss + Reading - Amp Factor
 2. The emission levels that are 20dB below the official limit are not reported.



No.	Freq. (MHz)	Ant. Factor (dB/m)	Cable Loss (dB)	AMP factor (dB)	Reading (dBuV)	Emission Level (dBuV/m)	Limits (dBuV/m)	Margin (dB)	Remark
1	5290.000	33.93	9.68	35.32	88.77	92.06	74.00	-18.06	Peak
2	10580.000	38.35	13.87	35.56	30.67	47.33	54.00	6.67	Average
3	10580.000	38.35	13.87	35.56	44.41	61.07	74.00	12.93	Peak

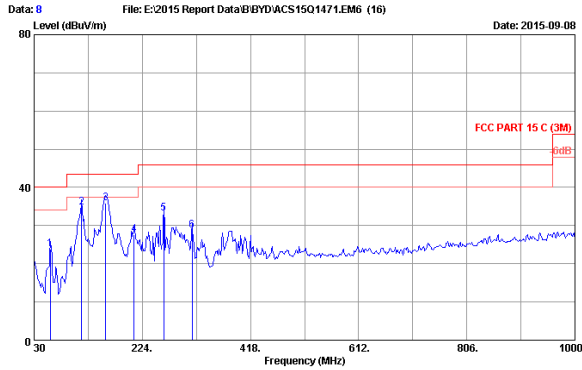
Remarks: 1. Emission Level= Antenna Factor + Cable Loss + Reading - Amp Factor
 2. The emission levels that are 20dB below the official limit are not reported.



No.	Freq. (MHz)	Ant. Factor (dB/m)	Cable Loss (dB)	AMP factor (dB)	Reading (dBuV)	Emission Level (dBuV/m)	Limits (dBuV/m)	Margin (dB)	Remark
1	5290.000	33.93	9.68	35.32	87.97	96.26	74.00	-22.26	Peak
2	10580.000	38.35	13.87	35.56	31.29	47.95	54.00	6.05	Average
3	10580.000	38.35	13.87	35.56	45.61	62.27	74.00	11.73	Peak

Remarks: 1. Emission Level= Antenna Factor + Cable Loss + Reading - Amp Factor
 2. The emission levels that are 20dB below the official limit are not reported.

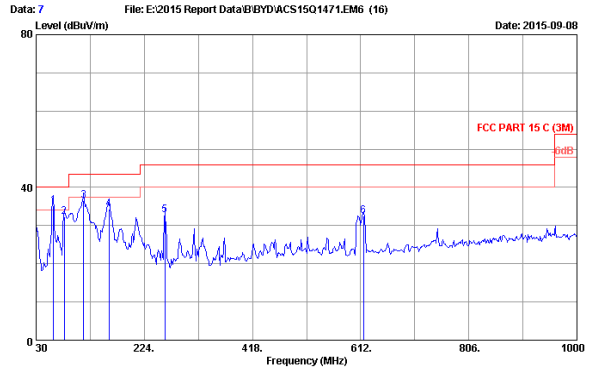
5500-5700MHz Band:
Frequency: 30MHz~1GHz



Site no. : 3m Chamber Data no. : 8
 Dis. / Ant. : 3m 2015 CBL6112D 35375 Ant. pol. : HORIZONTAL
 Limit : FCC PART 15 C (3M)
 Env. / Ins. : 24°C/56% Engineer : Brown
 EUT : Notebook M/N:RZ09-0168
 Power rating : DC 20W From Adapter Input AC 120V/60Hz
 Test Mode : Tx Mode

No.	Freq. (MHz)	Ant. Factor (dB/m)	Cable Loss (dB)	Reading (dBuV)	Emission Level (dBuV/m)	Limits (dBuV/m)	Margin (dB)	Remark
1	59.100	6.94	0.85	43.85	23.85	40.00	16.15	QP
2	115.360	12.84	1.16	48.41	34.86	43.50	8.64	QP
3	158.040	11.40	1.35	50.58	35.94	43.50	7.56	QP
4	209.450	10.83	1.54	42.46	27.61	43.50	15.89	QP
5	262.800	14.36	1.76	44.18	33.27	46.00	12.73	QP
6	319.240	14.50	1.94	39.29	28.78	46.00	17.22	QP

Remarks: 1. Emission Level= Antenna Factor + Cable Loss + Reading.
 2. The emission levels that are 20dB below the official limit are not reported.

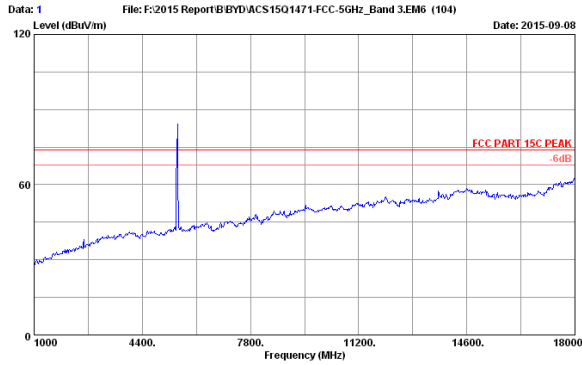


Site no. : 3m Chamber Data no. : 7
 Dis. / Ant. : 3m 2015 CBL6112D 35375 Ant. pol. : VERTICAL
 Limit : FCC PART 15 C (3M)
 Env. / Ins. : 24°C/56% Engineer : Brown
 EUT : Notebook M/N:RZ09-0168
 Power rating : DC 20W From Adapter Input AC 120V/60Hz
 Test Mode : Tx Mode

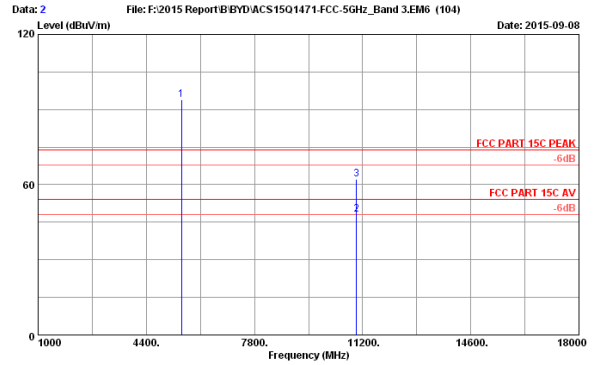
No.	Freq. (MHz)	Ant. Factor (dB/m)	Cable Loss (dB)	Reading (dBuV)	Emission Level (dBuV/m)	Limits (dBuV/m)	Margin (dB)	Remark
1	61.040	6.80	0.89	55.25	35.16	40.00	4.84	QP
2	80.440	7.87	0.98	51.20	32.36	40.00	7.64	QP
3	115.360	12.84	1.16	50.07	36.52	43.50	6.98	QP
4	160.950	11.15	1.35	49.17	34.28	43.50	9.22	QP
5	260.860	14.34	1.73	43.74	32.77	46.00	13.23	QP
6	616.950	19.64	2.81	38.24	32.60	46.00	13.40	QP

Remarks: 1. Emission Level= Antenna Factor + Cable Loss + Reading.
 2. The emission levels that are 20dB below the official limit are not reported.

Frequency: 1GHz~18GHz



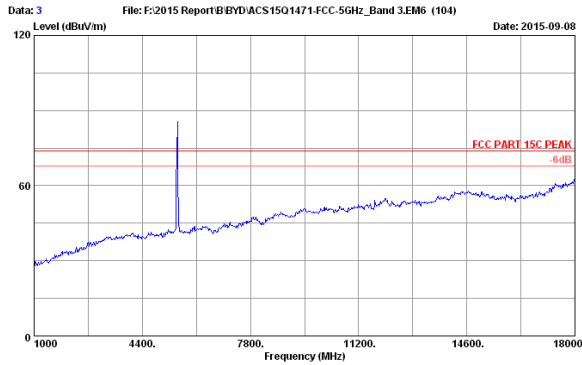
Site no. : 3m Chamber Data no. : 1
 Dis. / Ant. : 3m 2014 3115 9607-4877 Ant. pol. : HORIZONTAL
 Limit : FCC PART 15C PEAK
 Env. / Ins. : 23°C/54%
 Engineer : Leo-Li
 EUT : Notebook
 Power rating : DC 20V From Adapter Input AC 120V/60Hz
 Test Mode : IEEEE802.11a CH100 5500MHz Tx
 M/N : RZ09-0168



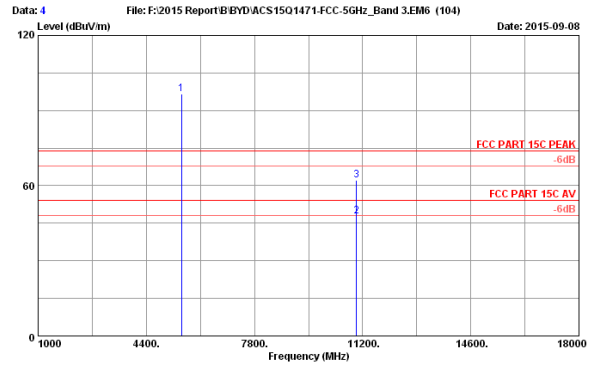
Site no. : 3m Chamber Data no. : 2
 Dis. / Ant. : 3m 2014 3115 9607-4877 Ant. pol. : HORIZONTAL
 Limit : FCC PART 15C PEAK
 Env. / Ins. : 23°C/54%
 Engineer : Leo-Li
 EUT : Notebook
 Power rating : DC 20V From Adapter Input AC 120V/60Hz
 Test Mode : IEEEE802.11a CH100 5500MHz Tx
 M/N : RZ09-0168

No.	Freq. (MHz)	Ant. Factor (dB/m)	Cable Loss (dB)	AMP factor (dB)	Reading (dBuV)	Emission Level (dBuV/m)	Limits (dBuV/m)	Margin (dB)	Remark
1	5500.000	34.30	9.78	35.22	85.11	93.97	74.00	-19.97	Peak
2	11000.000	38.60	14.17	35.45	30.84	48.16	54.00	5.84	Average
3	11000.000	38.60	14.17	35.45	44.79	62.11	74.00	11.89	Peak

Remarks: 1. Emission Level= Antenna Factor + Cable Loss + Reading - Amp Factor
 2. The emission levels that are 20dB below the official limit are not reported.



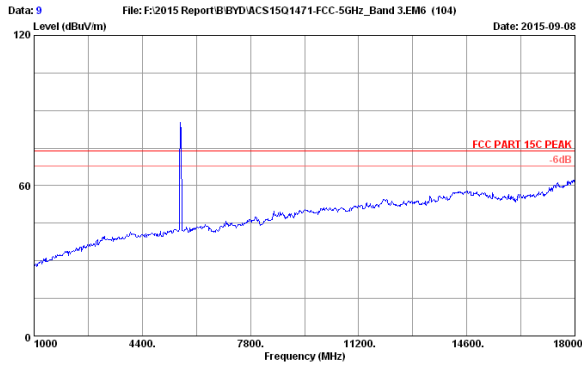
Site no. : 3m Chamber Data no. : 3
 Dis. / Ant. : 3m 2014 3115 9607-4877 Ant. pol. : VERTICAL
 Limit : FCC PART 15C PEAK
 Env. / Ins. : 23°C/54%
 Engineer : Leo-Li
 EUT : Notebook
 Power rating : DC 20V From Adapter Input AC 120V/60Hz
 Test Mode : IEEEE802.11a CH100 5500MHz Tx
 M/N : RZ09-0168



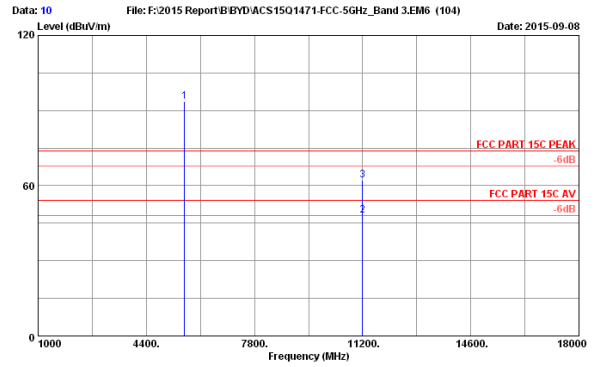
Site no. : 3m Chamber Data no. : 4
 Dis. / Ant. : 3m 2014 3115 9607-4877 Ant. pol. : VERTICAL
 Limit : FCC PART 15C PEAK
 Env. / Ins. : 23°C/54%
 Engineer : Leo-Li
 EUT : Notebook
 Power rating : DC 20V From Adapter Input AC 120V/60Hz
 Test Mode : IEEEE802.11a CH100 5500MHz Tx
 M/N : RZ09-0168

No.	Freq. (MHz)	Ant. Factor (dB/m)	Cable Loss (dB)	AMP factor (dB)	Reading (dBuV)	Emission Level (dBuV/m)	Limits (dBuV/m)	Margin (dB)	Remark
1	5500.000	34.30	9.78	35.22	87.68	96.54	74.00	-22.54	Peak
2	11000.000	38.60	14.17	35.45	30.52	47.84	54.00	6.16	Average
3	11000.000	38.60	14.17	35.45	44.97	62.29	74.00	11.71	Peak

Remarks: 1. Emission Level= Antenna Factor + Cable Loss + Reading - Amp Factor
 2. The emission levels that are 20dB below the official limit are not reported.



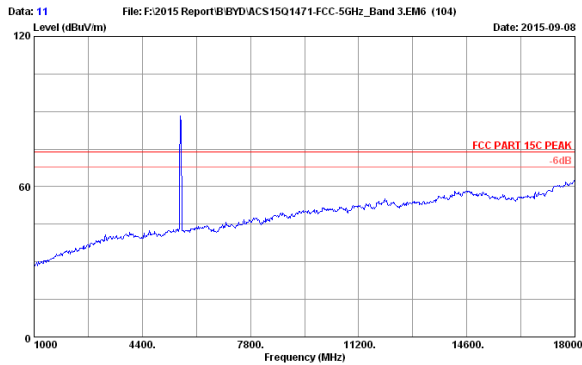
Site no. : 3m Chamber Data no. : 9
 Dis. / Ant. : 3m 2014 3115 9607-4877 Ant. pol. : HORIZONTAL
 Limit : FCC PART 15C PEAK
 Env. / Ins. : 23°C/54%
 Engineer : Leo-Li
 EUT : Notebook
 Power rating : DC 20V From Adapter Input AC 120V/60Hz
 Test Mode : IEEES02.11a CH120 5600MHz Tx
 M/N : RZ09-0168



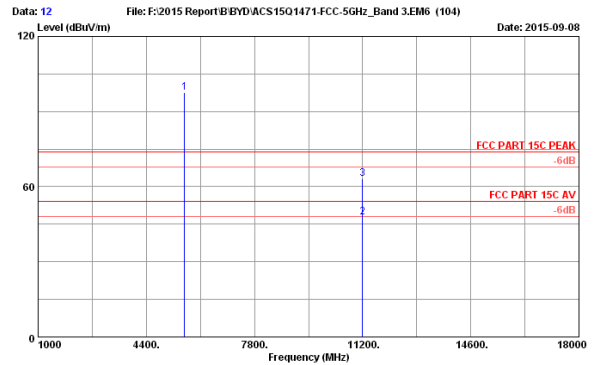
Site no. : 3m Chamber Data no. : 10
 Dis. / Ant. : 3m 2014 3115 9607-4877 Ant. pol. : HORIZONTAL
 Limit : FCC PART 15C PEAK
 Env. / Ins. : 23°C/54%
 Engineer : Leo-Li
 EUT : Notebook
 Power rating : DC 20V From Adapter Input AC 120V/60Hz
 Test Mode : IEEES02.11a CH120 5600MHz Tx
 M/N : RZ09-0168

No.	Freq. (MHz)	Ant. Factor (dB/m)	Cable Loss factor (dB)	AMP (dB)	Reading (dBuV)	Emission Level (dBuV/m)	Limits (dBuV/m)	Margin (dB)	Remark
1	5600.000	34.34	9.83	35.18	84.67	93.66	74.00	-19.66	Peak
2	11200.000	38.76	14.33	35.40	30.28	47.97	54.00	6.03	Average
3	11200.000	38.76	14.33	35.40	44.36	62.05	74.00	11.95	Peak

Remarks: 1. Emission Level= Antenna Factor + Cable Loss + Reading - Amp Factor
 2. The emission levels that are 20dB below the official limit are not reported.



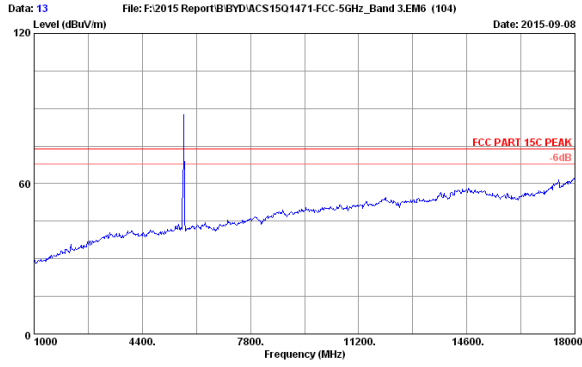
Site no. : 3m Chamber Data no. : 11
 Dis. / Ant. : 3m 2014 3115 9607-4877 Ant. pol. : VERTICAL
 Limit : FCC PART 15C PEAK
 Env. / Ins. : 23°C/54%
 Engineer : Leo-Li
 EUT : Notebook
 Power rating : DC 20V From Adapter Input AC 120V/60Hz
 Test Mode : IEEES02.11a CH120 5600MHz Tx
 M/N : RZ09-0168



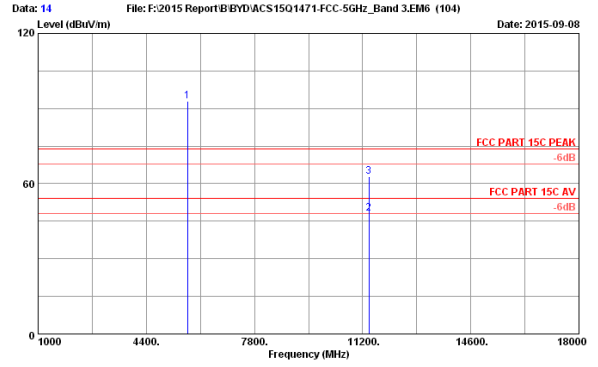
Site no. : 3m Chamber Data no. : 12
 Dis. / Ant. : 3m 2014 3115 9607-4877 Ant. pol. : VERTICAL
 Limit : FCC PART 15C PEAK
 Env. / Ins. : 23°C/54%
 Engineer : Leo-Li
 EUT : Notebook
 Power rating : DC 20V From Adapter Input AC 120V/60Hz
 Test Mode : IEEES02.11a CH120 5600MHz Tx
 M/N : RZ09-0168

No.	Freq. (MHz)	Ant. Factor (dB/m)	Cable Loss factor (dB)	AMP (dB)	Reading (dBuV)	Emission Level (dBuV/m)	Limits (dBuV/m)	Margin (dB)	Remark
1	5600.000	34.34	9.83	35.18	88.54	97.53	74.00	-23.53	Peak
2	11200.000	38.76	14.33	35.40	30.19	47.88	54.00	6.12	Average
3	11200.000	38.76	14.33	35.40	45.37	63.06	74.00	10.94	Peak

Remarks: 1. Emission Level= Antenna Factor + Cable Loss + Reading - Amp Factor
 2. The emission levels that are 20dB below the official limit are not reported.



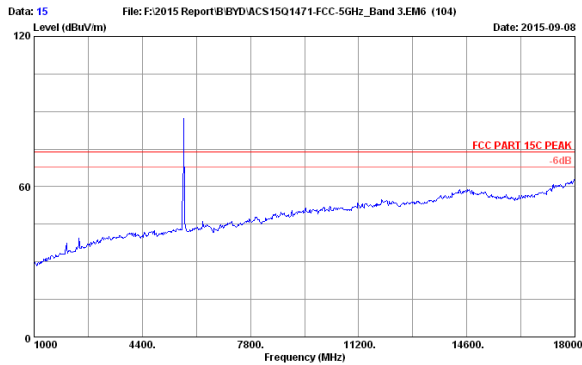
Site no. : 3m Chamber Data no. : 13
 Dis. / Ant. : 3m 2014 3115 9607-4877 Ant. pol. : VERTICAL
 Limit : FCC PART 15C PEAK
 Env. / Ins. : 23°C/54%
 Engineer : Leo-Li
 EUT : Notebook
 Power rating : DC 20V From Adapter Input AC 120V/60Hz
 Test Mode : IEEE802.11a CH140 5700MHz Tx
 M/N : RZ09-0168



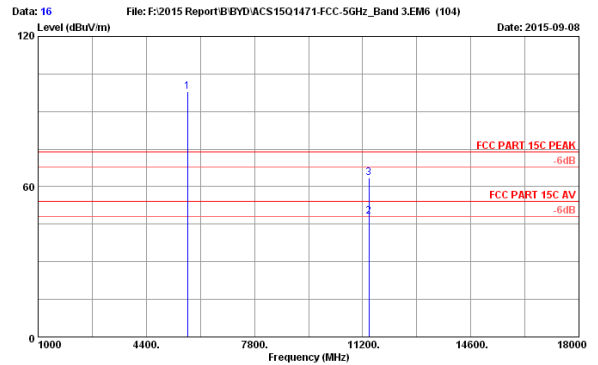
Site no. : 3m Chamber Data no. : 14
 Dis. / Ant. : 3m 2014 3115 9607-4877 Ant. pol. : VERTICAL
 Limit : FCC PART 15C PEAK
 Env. / Ins. : 23°C/54%
 Engineer : Leo-Li
 EUT : Notebook
 Power rating : DC 20V From Adapter Input AC 120V/60Hz
 Test Mode : IEEE802.11a CH140 5700MHz Tx
 M/N : RZ09-0168

No.	Freq. (MHz)	Ant. Factor (dB/m)	Cable Loss (dB)	AMP Loss factor (dB)	Reading (dBuV)	Emission Level (dBuV/m)	Limits (dBuV/m)	Margin (dB)	Remark
1	5700.000	34.38	9.88	35.14	83.77	92.89	74.00	-18.89	Peak
2	11400.000	38.92	14.48	35.35	30.05	48.10	54.00	5.90	Average
3	11400.000	38.92	14.48	35.35	44.76	62.81	74.00	11.19	Peak

Remarks: 1. Emission Level= Antenna Factor + Cable Loss + Reading - Amp Factor
 2. The emission levels that are 20dB below the official limit are not reported.



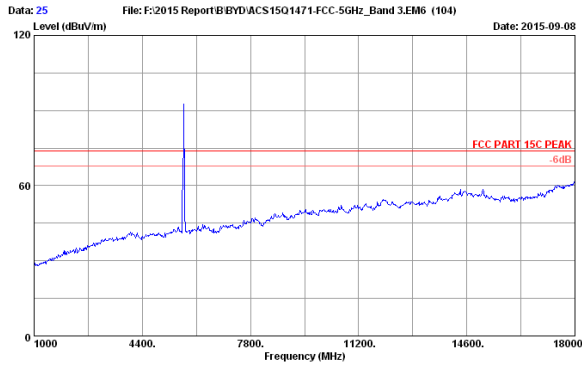
Site no. : 3m Chamber Data no. : 15
 Dis. / Ant. : 3m 2014 3115 9607-4877 Ant. pol. : HORIZONTAL
 Limit : FCC PART 15C PEAK
 Env. / Ins. : 23°C/54%
 Engineer : Leo-Li
 EUT : Notebook
 Power rating : DC 20V From Adapter Input AC 120V/60Hz
 Test Mode : IEEE802.11a CH140 5700MHz Tx
 M/N : RZ09-0168



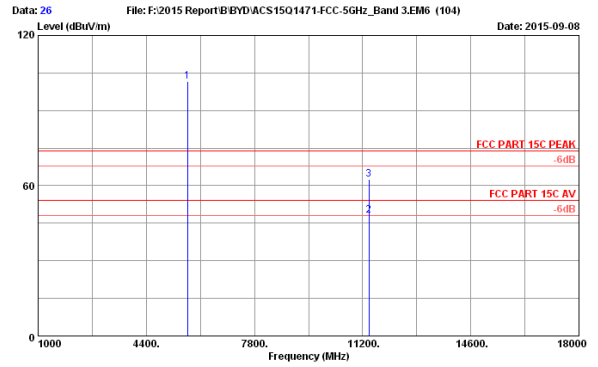
Site no. : 3m Chamber Data no. : 16
 Dis. / Ant. : 3m 2014 3115 9607-4877 Ant. pol. : HORIZONTAL
 Limit : FCC PART 15C PEAK
 Env. / Ins. : 23°C/54%
 Engineer : Leo-Li
 EUT : Notebook
 Power rating : DC 20V From Adapter Input AC 120V/60Hz
 Test Mode : IEEE802.11a CH140 5700MHz Tx
 M/N : RZ09-0168

No.	Freq. (MHz)	Ant. Factor (dB/m)	Cable Loss (dB)	AMP Loss factor (dB)	Reading (dBuV)	Emission Level (dBuV/m)	Limits (dBuV/m)	Margin (dB)	Remark
1	5700.000	34.38	9.88	35.14	88.99	98.05	74.00	-24.05	Peak
2	11400.000	38.92	14.48	35.35	30.23	48.25	54.00	5.72	Average
3	11400.000	38.92	14.48	35.35	45.38	63.43	74.00	10.57	Peak

Remarks: 1. Emission Level= Antenna Factor + Cable Loss + Reading - Amp Factor
 2. The emission levels that are 20dB below the official limit are not reported.



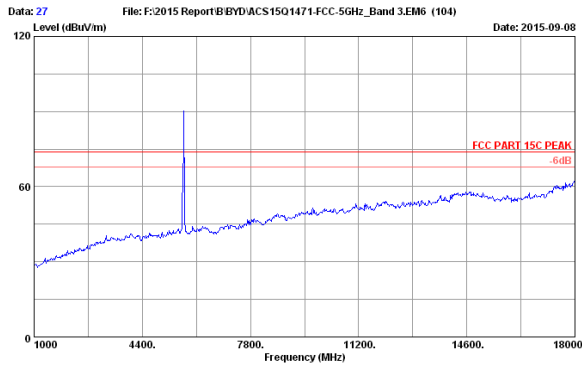
Site no. : 3m Chamber Data no. : 25
 Dis. / Ant. : 3m 2014 3115 9607-4877 Ant. pol. : VERTICAL
 Limit : FCC PART 15C PEAK
 Env. / Ins. : 23°C/54%
 Engineer : Leo-Li
 EUT : Notebook
 Power rating : DC 20V From Adapter Input AC 120V/60Hz
 Test Mode : IEEES02.11nHT20 CH140 5700MHz Tx
 M/N : RZ09-0168



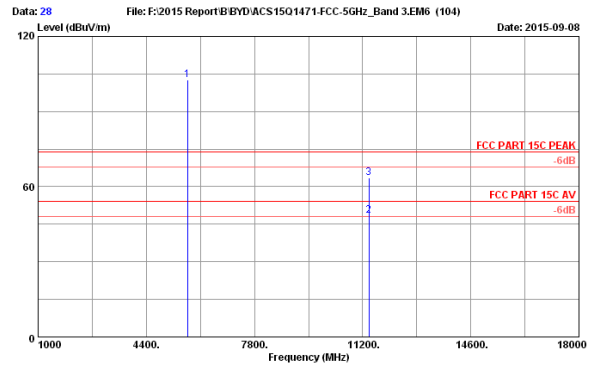
Site no. : 3m Chamber Data no. : 26
 Dis. / Ant. : 3m 2014 3115 9607-4877 Ant. pol. : VERTICAL
 Limit : FCC PART 15C PEAK
 Env. / Ins. : 23°C/54%
 Engineer : Leo-Li
 EUT : Notebook
 Power rating : DC 20V From Adapter Input AC 120V/60Hz
 Test Mode : IEEES02.11nHT20 CH140 5700MHz Tx
 M/N : RZ09-0168

No.	Freq. (MHz)	Ant. Factor (dB/m)	Cable Loss factor (dB)	AMP (dB)	Reading (dBuV)	Emission Level (dBuV/m)	Limits (dBuV/m)	Margin (dB)	Remark
1	5700.000	34.38	9.88	35.14	92.46	101.58	74.00	-27.58	Peak
2	11400.000	38.92	14.48	35.35	30.09	48.14	54.00	5.66	Average
3	11400.000	38.92	14.48	35.35	44.37	62.42	74.00	11.58	Peak

Remarks: 1. Emission Level= Antenna Factor + Cable Loss + Reading - Amp Factor
 2. The emission levels that are 20dB below the official limit are not reported.



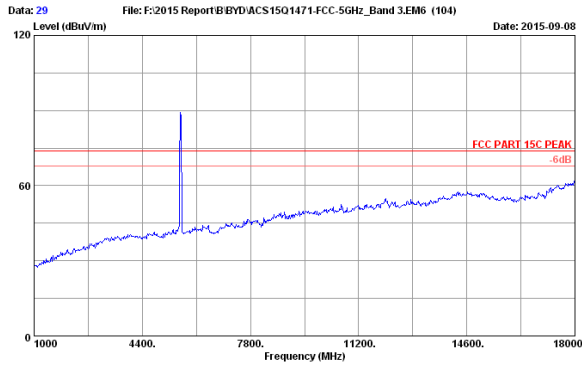
Site no. : 3m Chamber Data no. : 27
 Dis. / Ant. : 3m 2014 3115 9607-4877 Ant. pol. : HORIZONTAL
 Limit : FCC PART 15C PEAK
 Env. / Ins. : 23°C/54%
 Engineer : Leo-Li
 EUT : Notebook
 Power rating : DC 20V From Adapter Input AC 120V/60Hz
 Test Mode : IEEES02.11nHT20 CH140 5700MHz Tx
 M/N : RZ09-0168



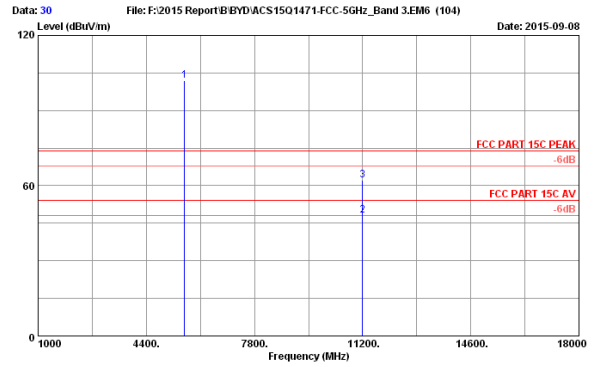
Site no. : 3m Chamber Data no. : 28
 Dis. / Ant. : 3m 2014 3115 9607-4877 Ant. pol. : HORIZONTAL
 Limit : FCC PART 15C PEAK
 Env. / Ins. : 23°C/54%
 Engineer : Leo-Li
 EUT : Notebook
 Power rating : DC 20V From Adapter Input AC 120V/60Hz
 Test Mode : IEEES02.11nHT20 CH140 5700MHz Tx
 M/N : RZ09-0168

No.	Freq. (MHz)	Ant. Factor (dB/m)	Cable Loss factor (dB)	AMP (dB)	Reading (dBuV)	Emission Level (dBuV/m)	Limits (dBuV/m)	Margin (dB)	Remark
1	5700.000	34.38	9.88	35.14	93.57	102.69	74.00	-28.69	Peak
2	11400.000	38.92	14.48	35.35	30.29	48.34	54.00	5.66	Average
3	11400.000	38.92	14.48	35.35	45.38	63.43	74.00	10.57	Peak

Remarks: 1. Emission Level= Antenna Factor + Cable Loss + Reading - Amp Factor
 2. The emission levels that are 20dB below the official limit are not reported.



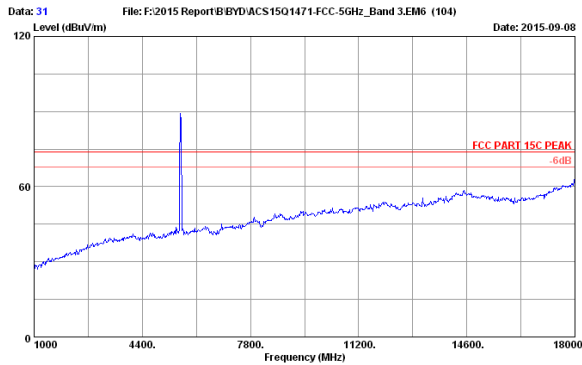
Site no. : 3m Chamber Data no. : 29
 Dis. / Ant. : 3m 2014 3115 9607-4877 Ant. pol. : HORIZONTAL
 Limit : FCC PART 15C PEAK
 Env. / Ins. : 23°C/54%
 Engineer : Leo-Li
 EUT : Notebook
 Power rating : DC 20V From Adapter Input AC 120V/60Hz
 Test Mode : IEEE802.11nHT20 CH120 5600MHz Tx
 M/N : RZ09-0168



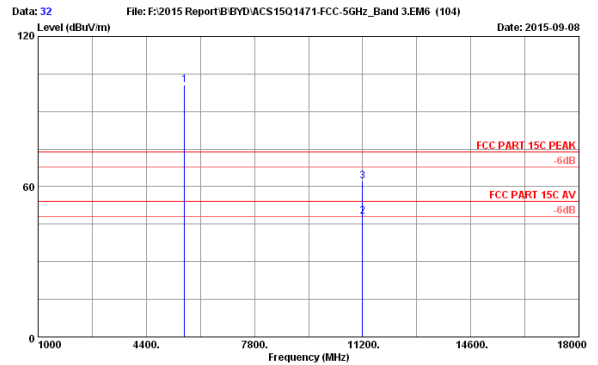
Site no. : 3m Chamber Data no. : 30
 Dis. / Ant. : 3m 2014 3115 9607-4877 Ant. pol. : HORIZONTAL
 Limit : FCC PART 15C PEAK
 Env. / Ins. : 23°C/54%
 Engineer : Leo-Li
 EUT : Notebook
 Power rating : DC 20V From Adapter Input AC 120V/60Hz
 Test Mode : IEEE802.11nHT20 CH120 5600MHz Tx
 M/N : RZ09-0168

No.	Freq. (MHz)	Ant. Factor (dB/m)	Cable Loss factor (dB)	AMP (dB)	Reading (dBuV)	Emission Level (dBuV/m)	Limits (dBuV/m)	Margin (dB)	Remark
1	5600.000	34.34	9.83	35.18	92.87	101.86	74.00	-27.86	Peak
2	11200.000	38.76	14.33	35.40	30.51	48.20	54.00	5.80	Average
3	11200.000	38.76	14.33	35.40	44.63	62.32	74.00	11.68	Peak

Remarks: 1. Emission Level= Antenna Factor + Cable Loss + Reading - Amp Factor
 2. The emission levels that are 20dB below the official limit are not reported.



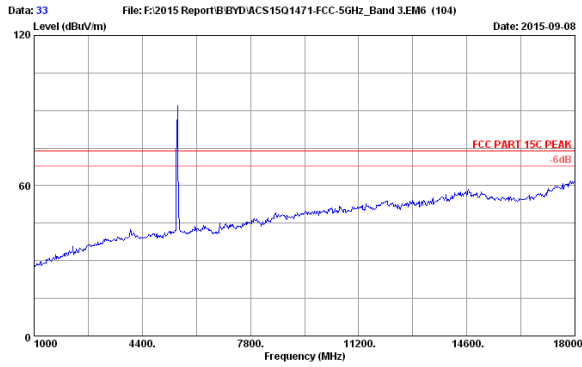
Site no. : 3m Chamber Data no. : 31
 Dis. / Ant. : 3m 2014 3115 9607-4877 Ant. pol. : VERTICAL
 Limit : FCC PART 15C PEAK
 Env. / Ins. : 23°C/54%
 Engineer : Leo-Li
 EUT : Notebook
 Power rating : DC 20V From Adapter Input AC 120V/60Hz
 Test Mode : IEEE802.11nHT20 CH120 5600MHz Tx
 M/N : RZ09-0168



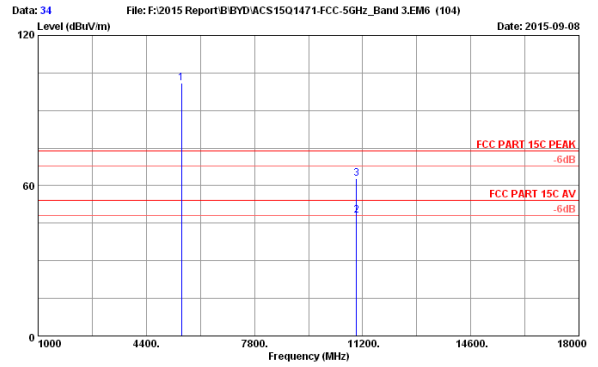
Site no. : 3m Chamber Data no. : 32
 Dis. / Ant. : 3m 2014 3115 9607-4877 Ant. pol. : VERTICAL
 Limit : FCC PART 15C PEAK
 Env. / Ins. : 23°C/54%
 Engineer : Leo-Li
 EUT : Notebook
 Power rating : DC 20V From Adapter Input AC 120V/60Hz
 Test Mode : IEEE802.11nHT20 CH120 5600MHz Tx
 M/N : RZ09-0168

No.	Freq. (MHz)	Ant. Factor (dB/m)	Cable Loss factor (dB)	AMP (dB)	Reading (dBuV)	Emission Level (dBuV/m)	Limits (dBuV/m)	Margin (dB)	Remark
1	5600.000	34.34	9.83	35.18	91.75	100.74	74.00	-26.74	Peak
2	11200.000	38.76	14.33	35.40	30.31	48.00	54.00	6.00	Average
3	11200.000	38.76	14.33	35.40	44.38	62.07	74.00	11.93	Peak

Remarks: 1. Emission Level= Antenna Factor + Cable Loss + Reading - Amp Factor
 2. The emission levels that are 20dB below the official limit are not reported.



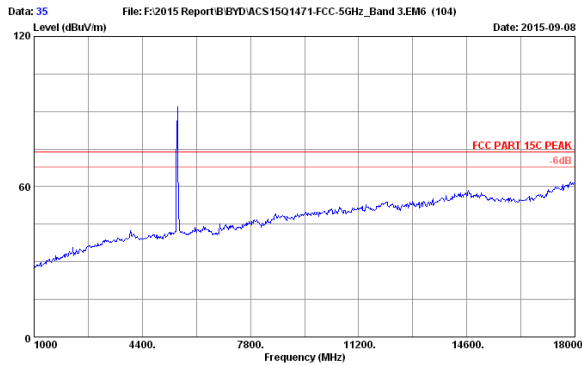
Site no. : 3m Chamber Data no. : 33
 Dis. / Ant. : 3m 2014 3115 9607-4877 Ant. pol. : VERTICAL
 Limit : FCC PART 15C PEAK
 Env. / Ins. : 23°C/54%
 Engineer : Leo-Li
 EUT : Notebook
 Power rating : DC 20V From Adapter Input AC 120V/60Hz
 Test Mode : IEEE802.11nHT20 CH100 5500MHz Tx
 M/N : RZ09-0168



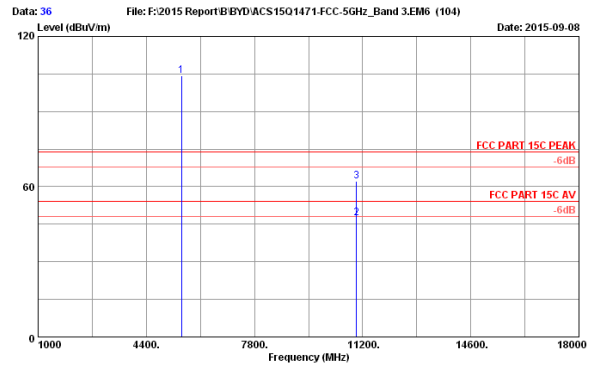
Site no. : 3m Chamber Data no. : 34
 Dis. / Ant. : 3m 2014 3115 9607-4877 Ant. pol. : VERTICAL
 Limit : FCC PART 15C PEAK
 Env. / Ins. : 23°C/54%
 Engineer : Leo-Li
 EUT : Notebook
 Power rating : DC 20V From Adapter Input AC 120V/60Hz
 Test Mode : IEEE802.11nHT20 CH100 5500MHz Tx
 M/N : RZ09-0168

No.	Freq. (MHz)	Ant. Factor (dB/m)	Cable Loss (dB)	AMP factor (dB)	Reading (dBuV)	Emission Level (dBuV/m)	Limits (dBuV/m)	Margin (dB)	Remark
1	5500.000	34.30	9.78	35.22	92.25	101.11	74.00	-27.11	Peak
2	11000.000	38.60	14.17	35.45	30.68	49.00	54.00	6.00	Average
3	11000.000	38.60	14.17	35.45	45.39	62.71	74.00	11.29	Peak

Remarks: 1. Emission Level= Antenna Factor + Cable Loss + Reading - Amp Factor
 2. The emission levels that are 20dB below the official limit are not reported.



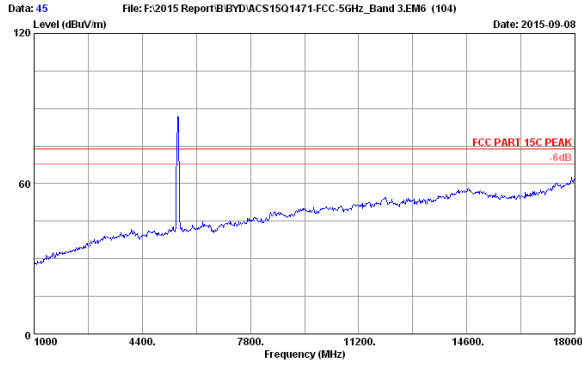
Site no. : 3m Chamber Data no. : 35
 Dis. / Ant. : 3m 2014 3115 9607-4877 Ant. pol. : HORIZONTAL
 Limit : FCC PART 15C PEAK
 Env. / Ins. : 23°C/54%
 Engineer : Leo-Li
 EUT : Notebook
 Power rating : DC 20V From Adapter Input AC 120V/60Hz
 Test Mode : IEEE802.11nHT20 CH100 5500MHz Tx
 M/N : RZ09-0168



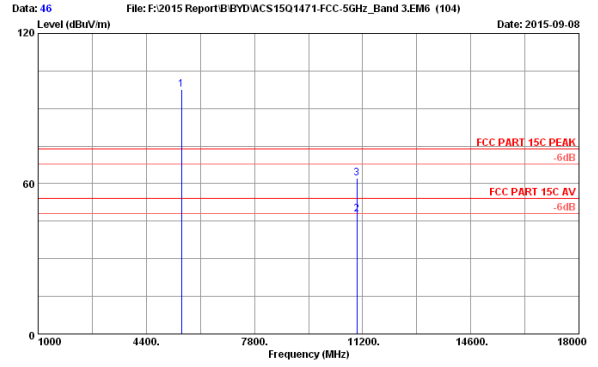
Site no. : 3m Chamber Data no. : 36
 Dis. / Ant. : 3m 2014 3115 9607-4877 Ant. pol. : HORIZONTAL
 Limit : FCC PART 15C PEAK
 Env. / Ins. : 23°C/54%
 Engineer : Leo-Li
 EUT : Notebook
 Power rating : DC 20V From Adapter Input AC 120V/60Hz
 Test Mode : IEEE802.11nHT20 CH100 5500MHz Tx
 M/N : RZ09-0168

No.	Freq. (MHz)	Ant. Factor (dB/m)	Cable Loss (dB)	AMP factor (dB)	Reading (dBuV)	Emission Level (dBuV/m)	Limits (dBuV/m)	Margin (dB)	Remark
1	5500.000	34.30	9.78	35.22	95.47	104.33	74.00	-30.33	Peak
2	11000.000	38.60	14.17	35.45	30.17	47.49	54.00	6.51	Average
3	11000.000	38.60	14.17	35.45	44.76	62.08	74.00	11.92	Peak

Remarks: 1. Emission Level= Antenna Factor + Cable Loss + Reading - Amp Factor
 2. The emission levels that are 20dB below the official limit are not reported.



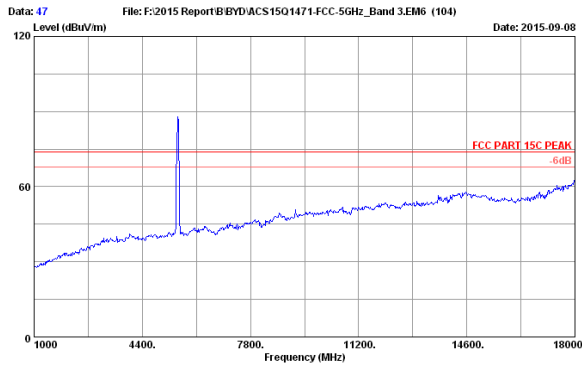
Site no. : 3m Chamber Data no. : 45
 Dis. / Ant. : 3m 2014 3115 9607-4877 Ant. pol. : VERTICAL
 Limit : FCC PART 15C PEAK
 Env. / Ins. : 23°C/54%
 Engineer : Leo-Li
 EUT : Notebook
 Power rating : DC 20V From Adapter Input AC 120V/60Hz
 Test Mode : IEEE802.11nHT40 CH102 5510MHz Tx
 M/N : RZ09-0168



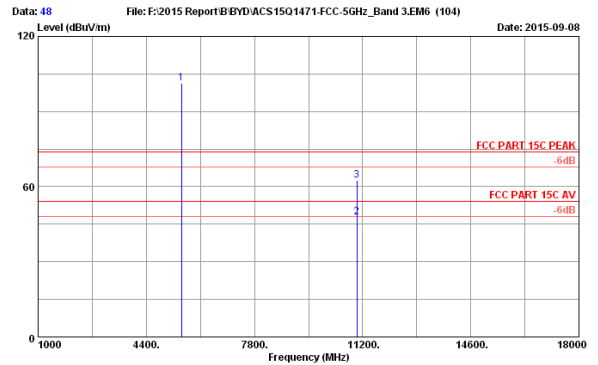
Site no. : 3m Chamber Data no. : 46
 Dis. / Ant. : 3m 2014 3115 9607-4877 Ant. pol. : VERTICAL
 Limit : FCC PART 15C PEAK
 Env. / Ins. : 23°C/54%
 Engineer : Leo-Li
 EUT : Notebook
 Power rating : DC 20V From Adapter Input AC 120V/60Hz
 Test Mode : IEEE802.11nHT40 CH102 5510MHz Tx
 M/N : RZ09-0168

No.	Freq. (MHz)	Ant. Factor (dB/m)	Cable Loss (dB)	AMP factor (dB)	Reading (dBuV)	Emission Level (dBuV/m)	Limits (dBuV/m)	Margin (dB)	Remark
1	5510.000	34.30	9.79	35.22	88.79	97.66	74.00	-23.66	Peak
2	11020.000	38.62	14.20	35.44	30.27	47.65	54.00	6.35	Average
3	11020.000	38.62	14.20	35.44	44.72	62.10	74.00	11.90	Peak

Remarks: 1. Emission Level= Antenna Factor + Cable Loss + Reading - Amp Factor
 2. The emission levels that are 20dB below the official limit are not reported.



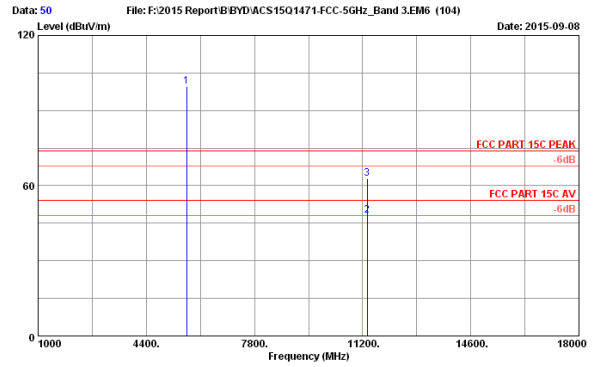
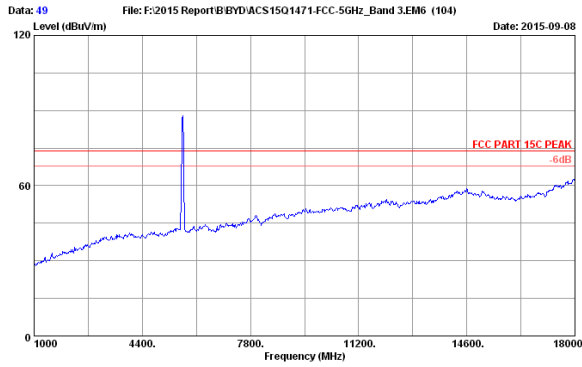
Site no. : 3m Chamber Data no. : 47
 Dis. / Ant. : 3m 2014 3115 9607-4877 Ant. pol. : HORIZONTAL
 Limit : FCC PART 15C PEAK
 Env. / Ins. : 23°C/54%
 Engineer : Leo-Li
 EUT : Notebook
 Power rating : DC 20V From Adapter Input AC 120V/60Hz
 Test Mode : IEEE802.11nHT40 CH102 5510MHz Tx
 M/N : RZ09-0168



Site no. : 3m Chamber Data no. : 48
 Dis. / Ant. : 3m 2014 3115 9607-4877 Ant. pol. : HORIZONTAL
 Limit : FCC PART 15C PEAK
 Env. / Ins. : 23°C/54%
 Engineer : Leo-Li
 EUT : Notebook
 Power rating : DC 20V From Adapter Input AC 120V/60Hz
 Test Mode : IEEE802.11nHT40 CH102 5510MHz Tx
 M/N : RZ09-0168

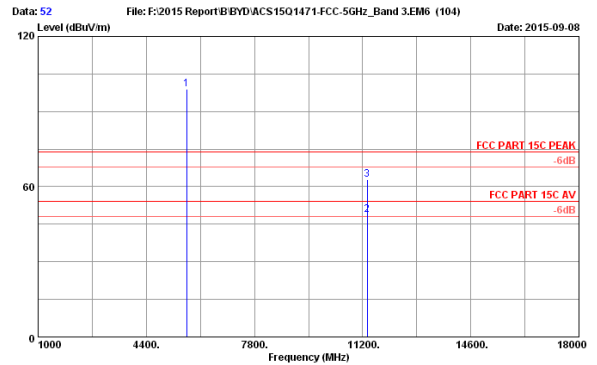
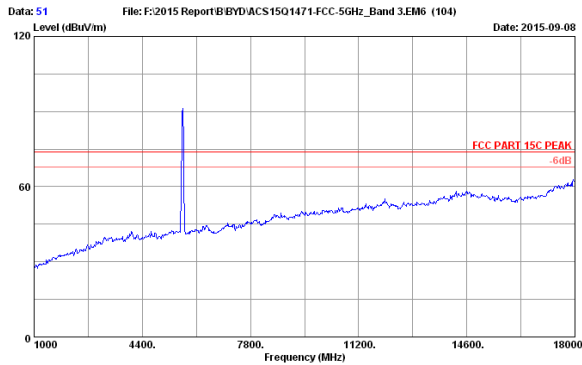
No.	Freq. (MHz)	Ant. Factor (dB/m)	Cable Loss (dB)	AMP factor (dB)	Reading (dBuV)	Emission Level (dBuV/m)	Limits (dBuV/m)	Margin (dB)	Remark
1	5510.000	34.30	9.79	35.22	92.47	101.34	74.00	-27.34	Peak
2	11020.000	38.62	14.20	35.44	30.26	47.64	54.00	6.36	Average
3	11020.000	38.62	14.20	35.44	45.27	62.65	74.00	11.35	Peak

Remarks: 1. Emission Level= Antenna Factor + Cable Loss + Reading - Amp Factor
 2. The emission levels that are 20dB below the official limit are not reported.



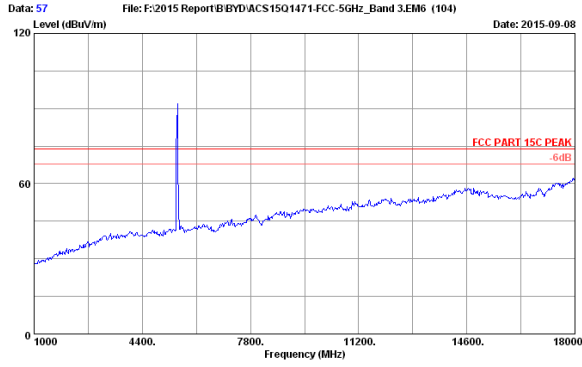
No.	Freq. (MHz)	Ant. Factor (dB/m)	Cable Loss factor (dB)	AMP (dB)	Reading (dBuV)	Emission Level (dBuV/m)	Limits (dBuV/m)	Margin (dB)	Remark
1	5670.000	34.37	9.86	35.15	90.43	99.51	74.00	-25.51	Peak
2	11340.000	38.87	14.42	35.36	30.30	48.23	54.00	5.77	Average
3	11340.000	38.87	14.42	35.36	44.76	62.69	74.00	11.31	Peak

Remarks: 1. Emission Level= Antenna Factor + Cable Loss + Reading - Amp Factor
 2. The emission levels that are 20dB below the official limit are not reported.

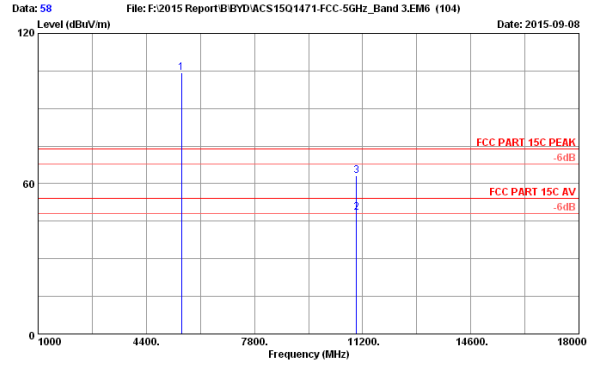


No.	Freq. (MHz)	Ant. Factor (dB/m)	Cable Loss factor (dB)	AMP (dB)	Reading (dBuV)	Emission Level (dBuV/m)	Limits (dBuV/m)	Margin (dB)	Remark
1	5670.000	34.37	9.86	35.15	89.99	99.07	74.00	-25.07	Peak
2	11340.000	38.87	14.42	35.36	30.83	48.76	54.00	5.24	Average
3	11340.000	38.87	14.42	35.36	45.04	62.97	74.00	11.03	Peak

Remarks: 1. Emission Level= Antenna Factor + Cable Loss + Reading - Amp Factor
 2. The emission levels that are 20dB below the official limit are not reported.



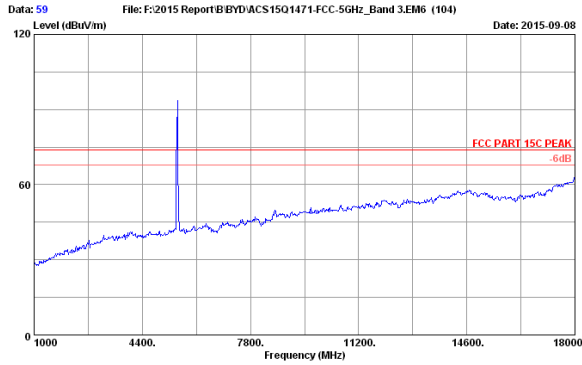
Site no. : 3m Chamber Data no. : 57
 Dis. / Ant. : 3m 2014 3115 9607-4877 Ant. pol. : HORIZONTAL
 Limit : FCC PART 15C PEAK
 Env. / Ins. : 23°C/54%
 Engineer : Leo-Li
 EUT : Notebook
 Power rating : DC 20V From Adapter Input AC 120V/60Hz
 Test Mode : IEEES02.11a VHT20 CH100 5500MHz Tx
 M/N : RZ09-0168



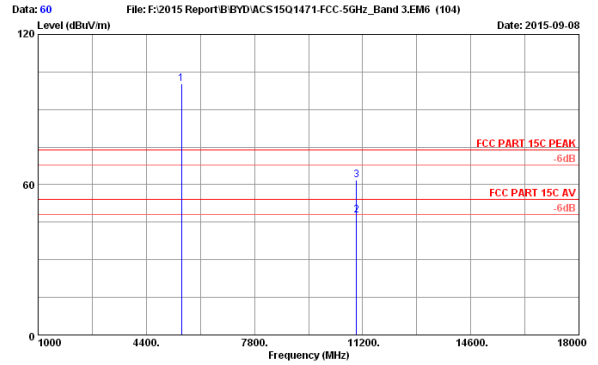
Site no. : 3m Chamber Data no. : 58
 Dis. / Ant. : 3m 2014 3115 9607-4877 Ant. pol. : HORIZONTAL
 Limit : FCC PART 15C PEAK
 Env. / Ins. : 23°C/54%
 Engineer : Leo-Li
 EUT : Notebook
 Power rating : DC 20V From Adapter Input AC 120V/60Hz
 Test Mode : IEEES02.11a VHT20 CH100 5500MHz Tx
 M/N : RZ09-0168

No.	Freq. (MHz)	Ant. Factor (dB/m)	Cable Loss (dB)	AMP factor (dB)	Reading (dBuV)	Emission Level (dBuV/m)	Limits (dBuV/m)	Margin (dB)	Remark
1	5500.000	34.30	9.78	35.22	95.27	104.13	74.00	-30.13	Peak
2	11000.000	38.60	14.17	35.45	31.02	49.34	54.00	-5.66	Average
3	11000.000	38.60	14.17	35.45	45.76	63.08	74.00	10.92	Peak

Remarks: 1. Emission Level= Antenna Factor + Cable Loss + Reading - Amp Factor
 2. The emission levels that are 20dB below the official limit are not reported.



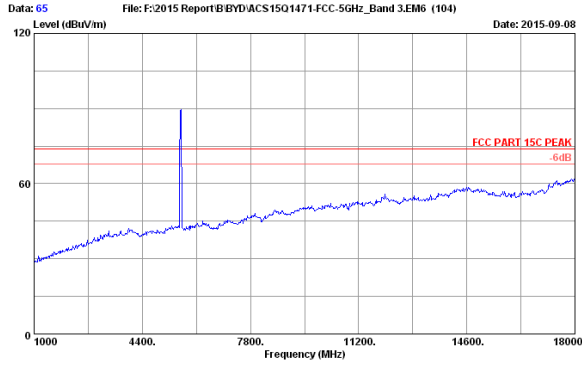
Site no. : 3m Chamber Data no. : 59
 Dis. / Ant. : 3m 2014 3115 9607-4877 Ant. pol. : VERTICAL
 Limit : FCC PART 15C PEAK
 Env. / Ins. : 23°C/54%
 Engineer : Leo-Li
 EUT : Notebook
 Power rating : DC 20V From Adapter Input AC 120V/60Hz
 Test Mode : IEEES02.11a VHT20 CH100 5500MHz Tx
 M/N : RZ09-0168



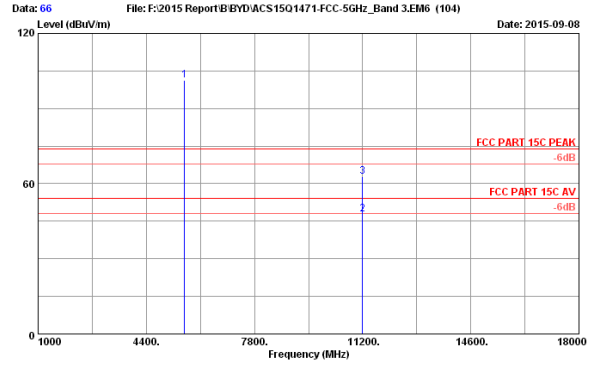
Site no. : 3m Chamber Data no. : 60
 Dis. / Ant. : 3m 2014 3115 9607-4877 Ant. pol. : VERTICAL
 Limit : FCC PART 15C PEAK
 Env. / Ins. : 23°C/54%
 Engineer : Leo-Li
 EUT : Notebook
 Power rating : DC 20V From Adapter Input AC 120V/60Hz
 Test Mode : IEEES02.11a VHT20 CH100 5500MHz Tx
 M/N : RZ09-0168

No.	Freq. (MHz)	Ant. Factor (dB/m)	Cable Loss (dB)	AMP factor (dB)	Reading (dBuV)	Emission Level (dBuV/m)	Limits (dBuV/m)	Margin (dB)	Remark
1	5500.000	34.30	9.78	35.22	91.31	100.17	74.00	-26.17	Peak
2	11000.000	38.60	14.17	35.45	30.62	47.94	54.00	-6.06	Average
3	11000.000	38.60	14.17	35.45	44.68	62.00	74.00	12.00	Peak

Remarks: 1. Emission Level= Antenna Factor + Cable Loss + Reading - Amp Factor
 2. The emission levels that are 20dB below the official limit are not reported.



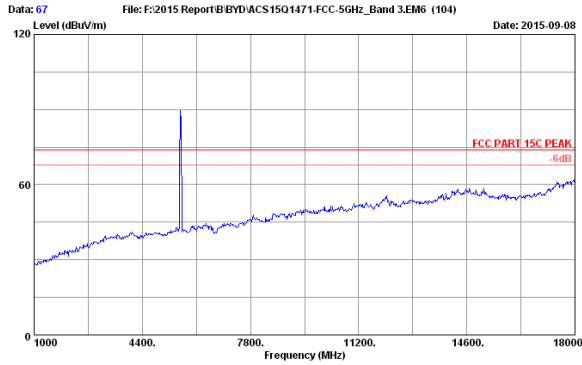
Site no. : 3m Chamber Data no. : 65
 Dis. / Ant. : 3m 2014 3115 9607-4877 Ant. pol. : HORIZONTAL
 Limit : FCC PART 15C PEAK
 Env. / Ins. : 23°C/54%
 Engineer : Leo-Li
 EUT : Notebook
 Power rating : DC 20V From Adapter Input AC 120V/60Hz
 Test Mode : IEEE802.11a VHT20 CH120 5600MHz Tx
 M/N : RZ09-0168



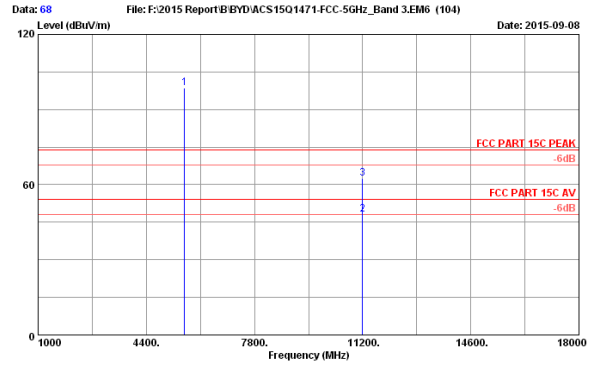
Site no. : 3m Chamber Data no. : 66
 Dis. / Ant. : 3m 2014 3115 9607-4877 Ant. pol. : HORIZONTAL
 Limit : FCC PART 15C PEAK
 Env. / Ins. : 23°C/54%
 Engineer : Leo-Li
 EUT : Notebook
 Power rating : DC 20V From Adapter Input AC 120V/60Hz
 Test Mode : IEEE802.11a VHT20 CH120 5600MHz Tx
 M/N : RZ09-0168

No.	Freq. (MHz)	Ant. Factor (dB/m)	Cable Loss factor (dB)	AMP (dB)	Reading (dBuV)	Emission Level (dBuV/m)	Limits (dBuV/m)	Margin (dB)	Remark
1	5600.000	34.34	9.83	35.18	92.43	101.42	74.00	-27.42	Peak
2	11200.000	38.76	14.33	35.40	30.17	47.86	54.00	6.14	Average
3	11200.000	38.76	14.33	35.40	45.21	62.90	74.00	11.10	Peak

Remarks: 1. Emission Level= Antenna Factor + Cable Loss + Reading - Amp Factor
 2. The emission levels that are 20dB below the official limit are not reported.



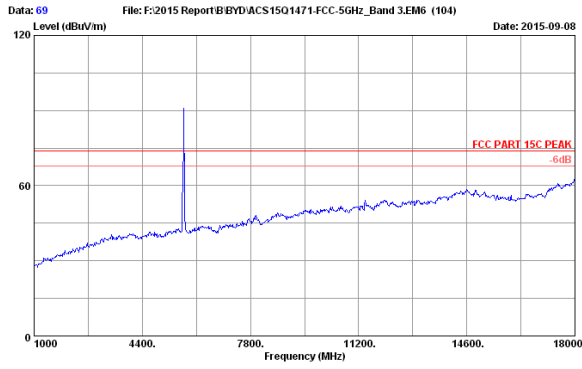
Site no. : 3m Chamber Data no. : 67
 Dis. / Ant. : 3m 2014 3115 9607-4877 Ant. pol. : VERTICAL
 Limit : FCC PART 15C PEAK
 Env. / Ins. : 23°C/54%
 Engineer : Leo-Li
 EUT : Notebook
 Power rating : DC 20V From Adapter Input AC 120V/60Hz
 Test Mode : IEEE802.11a VHT20 CH120 5600MHz Tx
 M/N : RZ09-0168



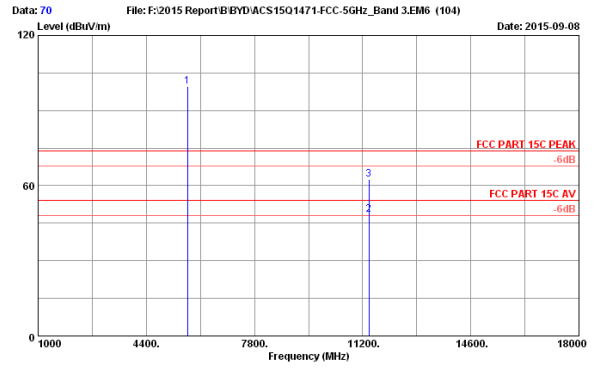
Site no. : 3m Chamber Data no. : 68
 Dis. / Ant. : 3m 2014 3115 9607-4877 Ant. pol. : VERTICAL
 Limit : FCC PART 15C PEAK
 Env. / Ins. : 23°C/54%
 Engineer : Leo-Li
 EUT : Notebook
 Power rating : DC 20V From Adapter Input AC 120V/60Hz
 Test Mode : IEEE802.11a VHT20 CH120 5600MHz Tx
 M/N : RZ09-0168

No.	Freq. (MHz)	Ant. Factor (dB/m)	Cable Loss factor (dB)	AMP (dB)	Reading (dBuV)	Emission Level (dBuV/m)	Limits (dBuV/m)	Margin (dB)	Remark
1	5600.000	34.34	9.83	35.18	89.54	98.53	74.00	-24.53	Peak
2	11200.000	38.76	14.33	35.40	30.56	48.25	54.00	5.75	Average
3	11200.000	38.76	14.33	35.40	44.73	62.42	74.00	11.58	Peak

Remarks: 1. Emission Level= Antenna Factor + Cable Loss + Reading - Amp Factor
 2. The emission levels that are 20dB below the official limit are not reported.



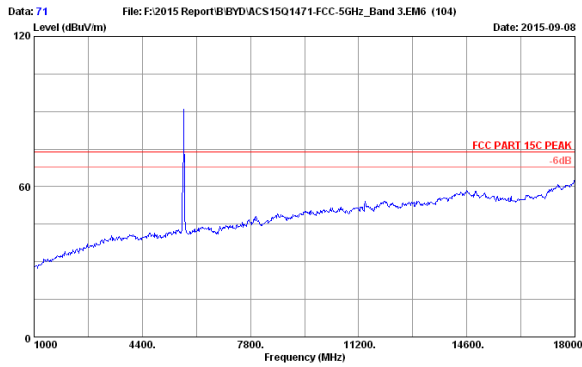
Site no. : 3m Chamber Data no. : 69
 Dis. / Ant. : 3m 2014 3115 9607-4877 Ant. pol. : VERTICAL
 Limit : FCC PART 15C PEAK
 Env. / Ins. : 23°C/54%
 Engineer : Leo-Li
 EUT : Notebook
 Power rating : DC 20V From Adapter Input AC 120V/60Hz
 Test Mode : IEEES02.11a VHT20 CH140 5700MHz Tx
 M/N : RZ09-0168



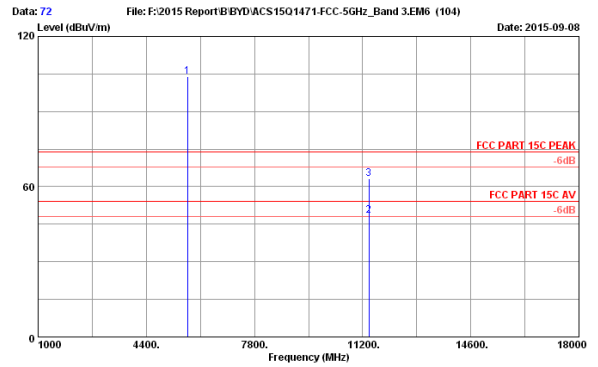
Site no. : 3m Chamber Data no. : 70
 Dis. / Ant. : 3m 2014 3115 9607-4877 Ant. pol. : VERTICAL
 Limit : FCC PART 15C PEAK
 Env. / Ins. : 23°C/54%
 Engineer : Leo-Li
 EUT : Notebook
 Power rating : DC 20V From Adapter Input AC 120V/60Hz
 Test Mode : IEEES02.11a VHT20 CH140 5700MHz Tx
 M/N : RZ09-0168

No.	Freq. (MHz)	Ant. Factor (dB/m)	Cable Loss factor (dB)	AMP (dB)	Reading (dBuV)	Emission Level (dBuV/m)	Limits (dBuV/m)	Margin (dB)	Remark
1	5700.000	34.38	9.88	35.14	90.58	99.70	74.00	-25.70	Peak
2	11400.000	38.92	14.48	35.35	30.49	48.54	54.00	5.46	Average
3	11400.000	38.92	14.48	35.35	44.36	62.41	74.00	11.59	Peak

Remarks: 1. Emission Level= Antenna Factor + Cable Loss + Reading - Amp Factor
 2. The emission levels that are 20dB below the official limit are not reported.



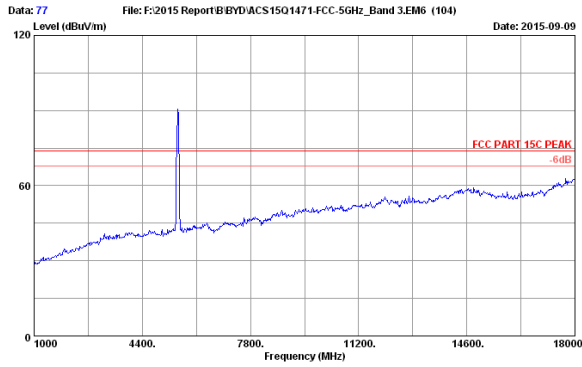
Site no. : 3m Chamber Data no. : 71
 Dis. / Ant. : 3m 2014 3115 9607-4877 Ant. pol. : HORIZONTAL
 Limit : FCC PART 15C PEAK
 Env. / Ins. : 23°C/54%
 Engineer : Leo-Li
 EUT : Notebook
 Power rating : DC 20V From Adapter Input AC 120V/60Hz
 Test Mode : IEEES02.11a VHT20 CH140 5700MHz Tx
 M/N : RZ09-0168



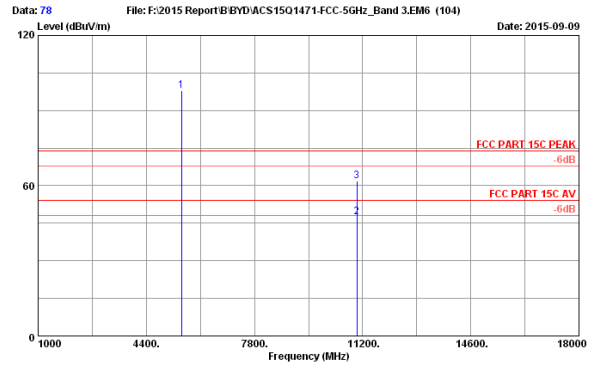
Site no. : 3m Chamber Data no. : 72
 Dis. / Ant. : 3m 2014 3115 9607-4877 Ant. pol. : HORIZONTAL
 Limit : FCC PART 15C PEAK
 Env. / Ins. : 23°C/54%
 Engineer : Leo-Li
 EUT : Notebook
 Power rating : DC 20V From Adapter Input AC 120V/60Hz
 Test Mode : IEEES02.11a VHT20 CH140 5700MHz Tx
 M/N : RZ09-0168

No.	Freq. (MHz)	Ant. Factor (dB/m)	Cable Loss factor (dB)	AMP (dB)	Reading (dBuV)	Emission Level (dBuV/m)	Limits (dBuV/m)	Margin (dB)	Remark
1	5700.000	34.38	9.88	35.14	94.77	103.89	74.00	-29.89	Peak
2	11400.000	38.92	14.48	35.35	30.29	48.34	54.00	5.66	Average
3	11400.000	38.92	14.48	35.35	45.28	63.33	74.00	10.67	Peak

Remarks: 1. Emission Level= Antenna Factor + Cable Loss + Reading - Amp Factor
 2. The emission levels that are 20dB below the official limit are not reported.



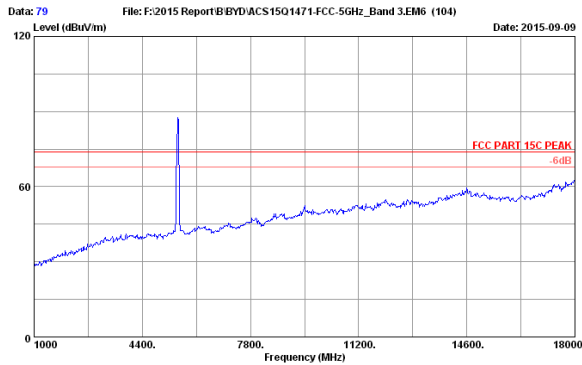
Site no. : 3m Chamber Data no. : 77
 Dis. / Ant. : 3m 2014 3115 9607-4877 Ant. pol. : VERTICAL
 Limit : FCC PART 15C PEAK
 Env. / Ins. : 23°C/54%
 Engineer : Leo-Li
 EUT : Notebook
 Power rating : DC 20V From Adapter Input AC 120V/60Hz
 Test Mode : IEEES02.11a VHT40 CH102 5510MHz Tx
 M/N : RZ09-0168



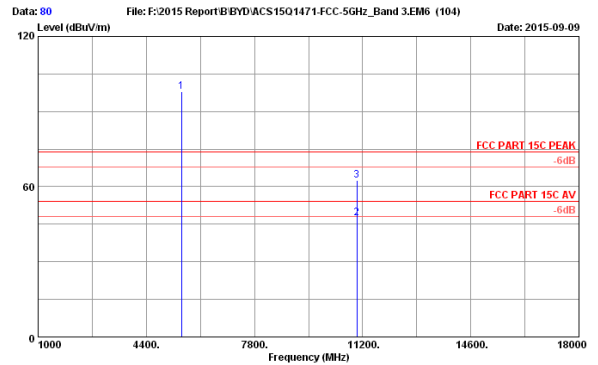
Site no. : 3m Chamber Data no. : 78
 Dis. / Ant. : 3m 2014 3115 9607-4877 Ant. pol. : VERTICAL
 Limit : FCC PART 15C PEAK
 Env. / Ins. : 23°C/54%
 Engineer : Leo-Li
 EUT : Notebook
 Power rating : DC 20V From Adapter Input AC 120V/60Hz
 Test Mode : IEEES02.11a VHT40 CH102 5510MHz Tx
 M/N : RZ09-0168

No.	Freq. (MHz)	Ant. Factor (dB/m)	Cable Loss (dB)	AMP factor (dB)	Reading (dBuV)	Emission Level (dBuV/m)	Limits (dBuV/m)	Margin (dB)	Remark
1	5510.000	34.30	9.79	35.22	89.15	98.02	74.00	-24.02	Peak
2	11020.000	38.62	14.20	35.44	30.04	47.42	54.00	6.58	Average
3	11020.000	38.62	14.20	35.44	44.37	61.75	74.00	12.25	Peak

Remarks: 1. Emission Level= Antenna Factor + Cable Loss + Reading - Amp Factor
 2. The emission levels that are 20dB below the official limit are not reported.



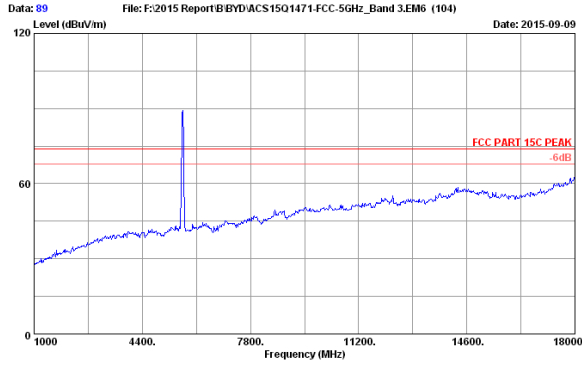
Site no. : 3m Chamber Data no. : 79
 Dis. / Ant. : 3m 2014 3115 9607-4877 Ant. pol. : HORIZONTAL
 Limit : FCC PART 15C PEAK
 Env. / Ins. : 23°C/54%
 Engineer : Leo-Li
 EUT : Notebook
 Power rating : DC 20V From Adapter Input AC 120V/60Hz
 Test Mode : IEEES02.11a VHT40 CH102 5510MHz Tx
 M/N : RZ09-0168



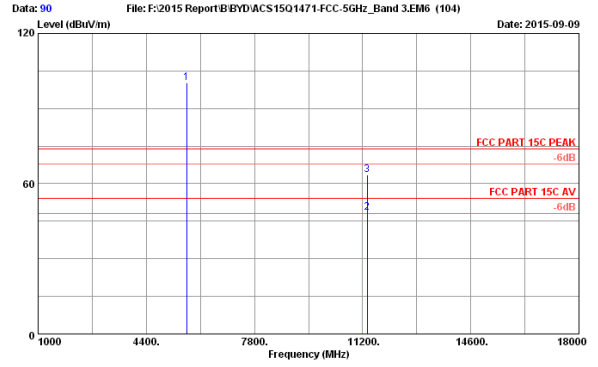
Site no. : 3m Chamber Data no. : 80
 Dis. / Ant. : 3m 2014 3115 9607-4877 Ant. pol. : HORIZONTAL
 Limit : FCC PART 15C PEAK
 Env. / Ins. : 23°C/54%
 Engineer : Leo-Li
 EUT : Notebook
 Power rating : DC 20V From Adapter Input AC 120V/60Hz
 Test Mode : IEEES02.11a VHT40 CH102 5510MHz Tx
 M/N : RZ09-0168

No.	Freq. (MHz)	Ant. Factor (dB/m)	Cable Loss (dB)	AMP factor (dB)	Reading (dBuV)	Emission Level (dBuV/m)	Limits (dBuV/m)	Margin (dB)	Remark
1	5510.000	34.30	9.79	35.22	88.92	97.79	74.00	-23.79	Peak
2	11020.000	38.62	14.20	35.44	30.18	47.56	54.00	6.44	Average
3	11020.000	38.62	14.20	35.44	45.26	62.64	74.00	11.36	Peak

Remarks: 1. Emission Level= Antenna Factor + Cable Loss + Reading - Amp Factor
 2. The emission levels that are 20dB below the official limit are not reported.



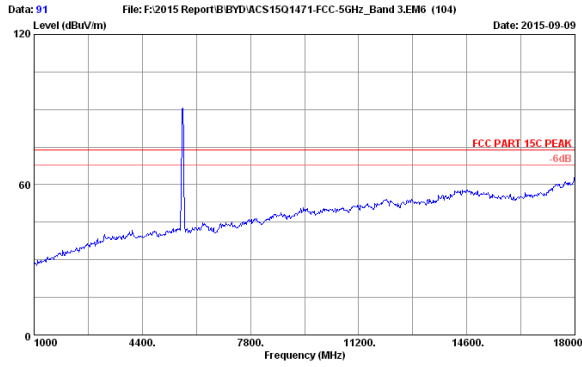
Site no. : 3m Chamber Data no. : 89
 Dis. / Ant. : 3m 2014 3115 9607-4877 Ant. pol. : HORIZONTAL
 Limit : FCC PART 15C PEAK
 Env. / Ins. : 23°C/54%
 Engineer : Leo-Li
 EUT : Notebook
 Power rating : DC 20V From Adapter Input AC 120V/60Hz
 Test Mode : IEEES02.11a VHT40 CH134 5670MHz Tx
 M/N : RZ09-0168



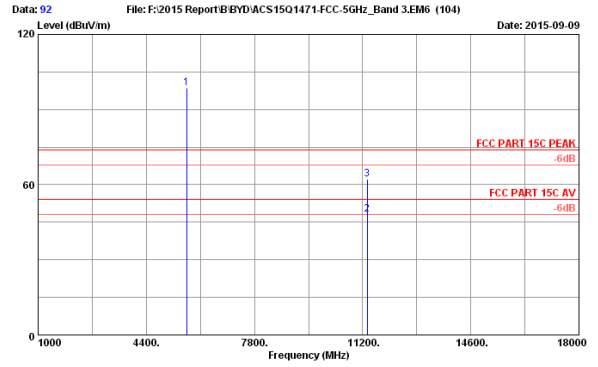
Site no. : 3m Chamber Data no. : 90
 Dis. / Ant. : 3m 2014 3115 9607-4877 Ant. pol. : HORIZONTAL
 Limit : FCC PART 15C PEAK
 Env. / Ins. : 23°C/54%
 Engineer : Leo-Li
 EUT : Notebook
 Power rating : DC 20V From Adapter Input AC 120V/60Hz
 Test Mode : IEEES02.11a VHT40 CH134 5670MHz Tx
 M/N : RZ09-0168

No.	Freq. (MHz)	Ant. Factor (dB/m)	Cable Loss factor (dB)	AMP (dB)	Reading (dBuV)	Emission Level (dBuV/m)	Limits (dBuV/m)	Margin (dB)	Remark
1	5670.000	34.37	9.86	35.15	91.24	100.32	74.00	-26.32	Peak
2	11340.000	38.87	14.42	35.36	30.53	48.46	54.00	5.54	Average
3	11340.000	38.87	14.42	35.36	45.69	63.62	74.00	10.38	Peak

Remarks: 1. Emission Level= Antenna Factor + Cable Loss + Reading - Amp Factor
 2. The emission levels that are 20dB below the official limit are not reported.



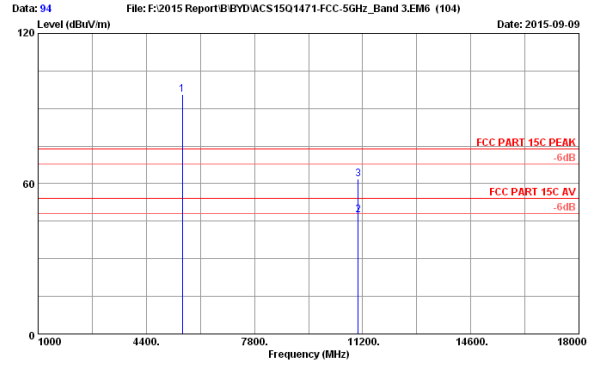
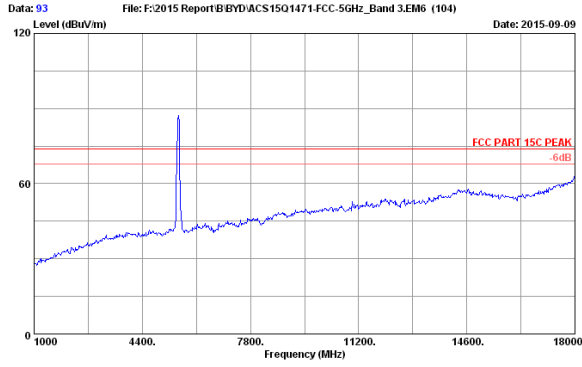
Site no. : 3m Chamber Data no. : 91
 Dis. / Ant. : 3m 2014 3115 9607-4877 Ant. pol. : VERTICAL
 Limit : FCC PART 15C PEAK
 Env. / Ins. : 23°C/54%
 Engineer : Leo-Li
 EUT : Notebook
 Power rating : DC 20V From Adapter Input AC 120V/60Hz
 Test Mode : IEEES02.11a VHT40 CH134 5670MHz Tx
 M/N : RZ09-0168



Site no. : 3m Chamber Data no. : 92
 Dis. / Ant. : 3m 2014 3115 9607-4877 Ant. pol. : VERTICAL
 Limit : FCC PART 15C PEAK
 Env. / Ins. : 23°C/54%
 Engineer : Leo-Li
 EUT : Notebook
 Power rating : DC 20V From Adapter Input AC 120V/60Hz
 Test Mode : IEEES02.11a VHT40 CH134 5670MHz Tx
 M/N : RZ09-0168

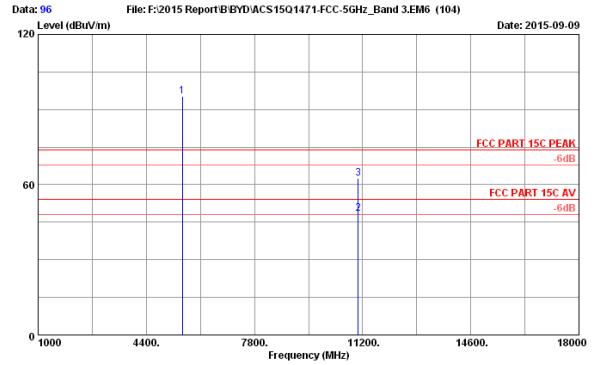
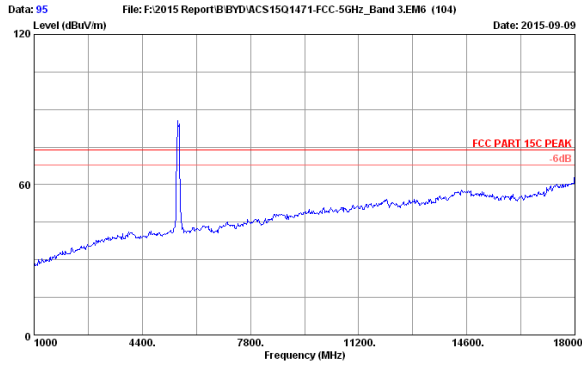
No.	Freq. (MHz)	Ant. Factor (dB/m)	Cable Loss factor (dB)	AMP (dB)	Reading (dBuV)	Emission Level (dBuV/m)	Limits (dBuV/m)	Margin (dB)	Remark
1	5670.000	34.37	9.86	35.15	89.49	98.57	74.00	-24.57	Peak
2	11340.000	38.87	14.42	35.36	30.19	48.12	54.00	5.88	Average
3	11340.000	38.87	14.42	35.36	44.30	62.23	74.00	11.77	Peak

Remarks: 1. Emission Level= Antenna Factor + Cable Loss + Reading - Amp Factor
 2. The emission levels that are 20dB below the official limit are not reported.



No.	Freq. (MHz)	Ant. Factor (dB/m)	Cable Loss (dB)	AMP factor (dB)	Reading (dBuV)	Emission Level (dBuV/m)	Limits (dBuV/m)	Margin (dB)	Remark
1	5530.000	34.31	9.80	35.21	86.72	95.62	74.00	-21.62	Peak
2	11060.000	38.65	14.23	35.44	30.15	47.59	54.00	6.41	Average
3	11060.000	38.65	14.23	35.44	44.29	61.73	74.00	12.27	Peak

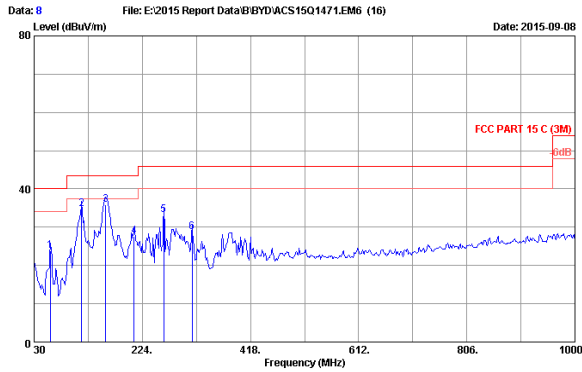
Remarks: 1. Emission Level= Antenna Factor + Cable Loss + Reading - Amp Factor
 2. The emission levels that are 20dB below the official limit are not reported.



No.	Freq. (MHz)	Ant. Factor (dB/m)	Cable Loss (dB)	AMP factor (dB)	Reading (dBuV)	Emission Level (dBuV/m)	Limits (dBuV/m)	Margin (dB)	Remark
1	5530.000	34.31	9.80	35.21	86.24	95.14	74.00	-21.14	Peak
2	11060.000	38.65	14.23	35.44	30.88	48.32	54.00	5.68	Average
3	11060.000	38.65	14.23	35.44	45.21	62.65	74.00	11.35	Peak

Remarks: 1. Emission Level= Antenna Factor + Cable Loss + Reading - Amp Factor
 2. The emission levels that are 20dB below the official limit are not reported.

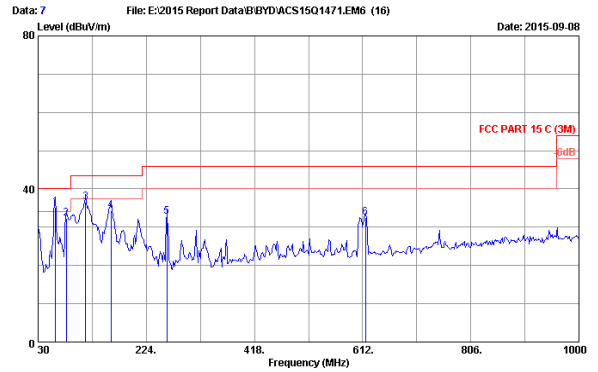
5745-5825MHz Band:
Frequency: 30MHz~1GHz



Site no. : 3m Chamber Data no. : 8
 Dis. / Ant. : 3m 2015 CBL6112D 35375 Ant. pol. : HORIZONTAL
 Limit : FCC PART 15 C (3M)
 Env. / Ins. : 24°C/56% Engineer : Brown
 EUT : Notebook M/N:RZ09-0168
 Power rating : DC 20V From Adapter Input AC 120V/60Hz
 Test Mode : Tx Mode

No.	Freq. (MHz)	Ant. Factor (dB/m)	Cable Loss (dB)	Reading (dBuV)	Emission Level (dBuV/m)	Limits (dBuV/m)	Margin (dB)	Remark
1	59.100	6.94	0.85	43.85	23.85	40.00	16.15	QP
2	115.360	12.84	1.16	48.41	34.86	43.50	8.64	QP
3	158.040	11.40	1.35	50.58	35.94	43.50	7.56	QP
4	209.450	10.83	1.54	42.46	27.61	43.50	15.89	QP
5	262.800	14.36	1.76	44.18	33.27	46.00	12.73	QP
6	319.240	14.50	1.94	39.29	28.78	46.00	17.22	QP

Remarks: 1. Emission Level= Antenna Factor + Cable Loss + Reading.
 2. The emission levels that are 20dB below the official limit are not reported.

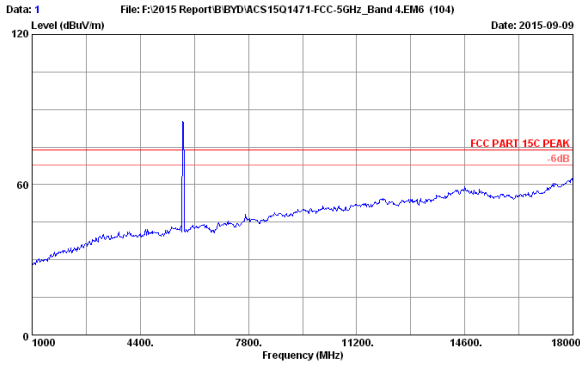


Site no. : 3m Chamber Data no. : 7
 Dis. / Ant. : 3m 2015 CBL6112D 35375 Ant. pol. : VERTICAL
 Limit : FCC PART 15 C (3M)
 Env. / Ins. : 24°C/56% Engineer : Brown
 EUT : Notebook M/N:RZ09-0168
 Power rating : DC 20V From Adapter Input AC 120V/60Hz
 Test Mode : Tx Mode

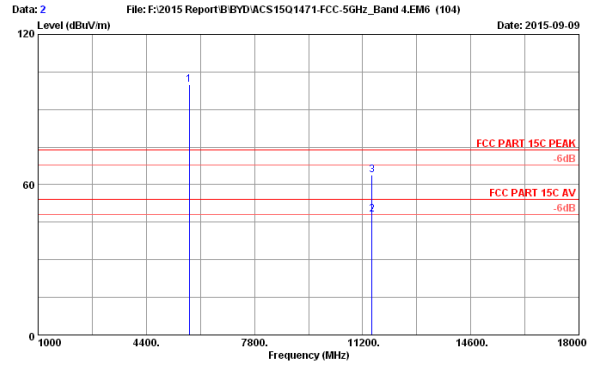
No.	Freq. (MHz)	Ant. Factor (dB/m)	Cable Loss (dB)	Reading (dBuV)	Emission Level (dBuV/m)	Limits (dBuV/m)	Margin (dB)	Remark
1	61.040	6.80	0.89	55.25	35.16	40.00	4.84	QP
2	80.440	7.87	0.98	51.20	32.36	40.00	7.64	QP
3	115.360	12.84	1.16	50.07	36.52	43.50	6.98	QP
4	160.950	11.15	1.35	49.17	34.28	43.50	9.22	QP
5	260.860	14.34	1.73	43.74	32.77	46.00	13.23	QP
6	616.850	19.64	2.81	38.24	32.60	46.00	13.40	QP

Remarks: 1. Emission Level= Antenna Factor + Cable Loss + Reading.
 2. The emission levels that are 20dB below the official limit are not reported.

Frequency: 1GHz~18GHz



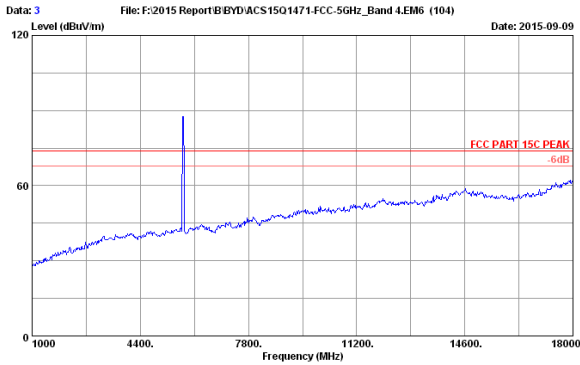
Site no. : 3m Chamber Data no. : 1
 Dis. / Ant. : 3m 2014 3115 9607-4877 Ant. pol. : HORIZONTAL
 Limit : FCC PART 15C PEAK
 Env. / Ins. : 23°C/54%
 Engineer : Leo-Li
 EUT : Notebook
 Power rating : DC 20V From Adapter Input AC 120V/60Hz
 Test Mode : IEEE802.11a CH149 5745MHz Tx
 M/N : RZ09-0168



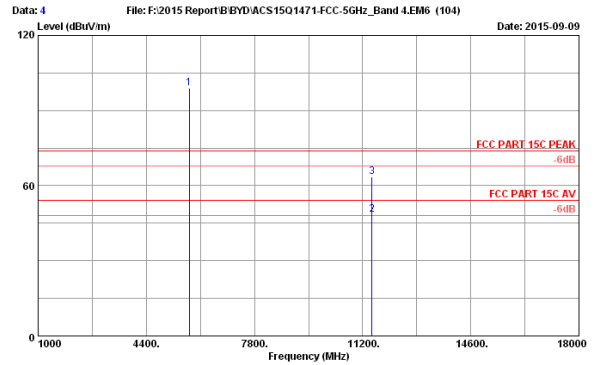
Site no. : 3m Chamber Data no. : 2
 Dis. / Ant. : 3m 2014 3115 9607-4877 Ant. pol. : HORIZONTAL
 Limit : FCC PART 15C PEAK
 Env. / Ins. : 23°C/54%
 Engineer : Leo-Li
 EUT : Notebook
 Power rating : DC 20V From Adapter Input AC 120V/60Hz
 Test Mode : IEEE802.11a CH149 5745MHz Tx
 M/N : RZ09-0168

No.	Freq. (MHz)	Ant. Factor (dB/m)	Cable Loss (dB)	AMP factor (dB)	Reading (dBuV)	Emission Level (dBuV/m)	Limits (dBuV/m)	Margin (dB)	Remark
1	5745.000	34.40	9.90	35.11	90.82	100.01	74.00	-26.01	Peak
2	11490.000	38.99	14.54	35.33	30.03	48.23	54.00	5.77	Average
3	11490.000	38.99	14.54	35.33	45.79	63.99	74.00	10.01	Peak

Remarks: 1. Emission Level= Antenna Factor + Cable Loss + Reading - Amp Factor
 2. The emission levels that are 20dB below the official limit are not reported.



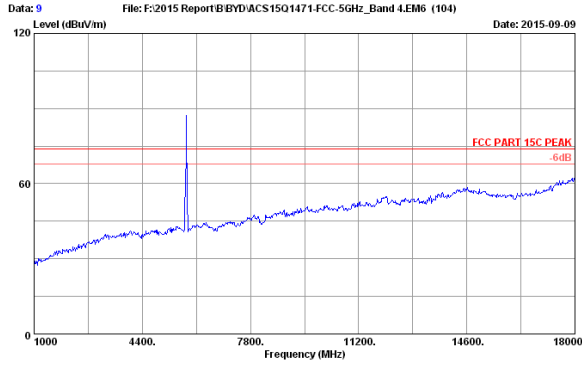
Site no. : 3m Chamber Data no. : 3
 Dis. / Ant. : 3m 2014 3115 9607-4877 Ant. pol. : VERTICAL
 Limit : FCC PART 15C PEAK
 Env. / Ins. : 23°C/54%
 Engineer : Leo-Li
 EUT : Notebook
 Power rating : DC 20V From Adapter Input AC 120V/60Hz
 Test Mode : IEEE802.11a CH149 5745MHz Tx
 M/N : RZ09-0168



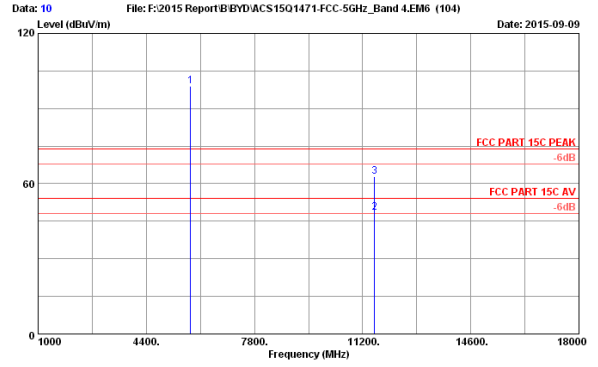
Site no. : 3m Chamber Data no. : 4
 Dis. / Ant. : 3m 2014 3115 9607-4877 Ant. pol. : VERTICAL
 Limit : FCC PART 15C PEAK
 Env. / Ins. : 23°C/54%
 Engineer : Leo-Li
 EUT : Notebook
 Power rating : DC 20V From Adapter Input AC 120V/60Hz
 Test Mode : IEEE802.11a CH149 5745MHz Tx
 M/N : RZ09-0168

No.	Freq. (MHz)	Ant. Factor (dB/m)	Cable Loss (dB)	AMP factor (dB)	Reading (dBuV)	Emission Level (dBuV/m)	Limits (dBuV/m)	Margin (dB)	Remark
1	5745.000	34.40	9.90	35.11	89.66	98.85	74.00	-24.85	Peak
2	11490.000	38.99	14.54	35.33	30.22	48.42	54.00	5.58	Average
3	11490.000	38.99	14.54	35.33	45.37	63.57	74.00	10.43	Peak

Remarks: 1. Emission Level= Antenna Factor + Cable Loss + Reading - Amp Factor
 2. The emission levels that are 20dB below the official limit are not reported.



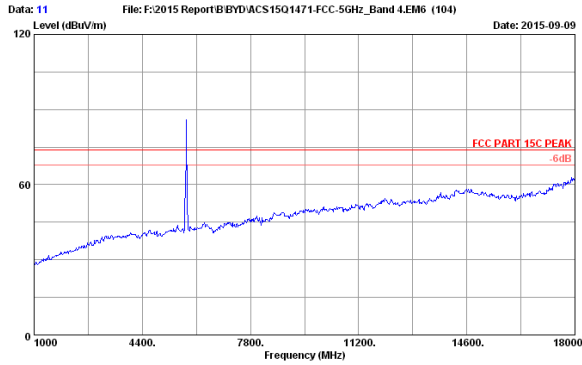
Site no. : 3m Chamber Data no. : 9
 Dis. / Ant. : 3m 2014 3115 9607-4877 Ant. pol. : VERTICAL
 Limit : FCC PART 15C PEAK
 Env. / Ins. : 23°C/54%
 Engineer : Leo-Li
 EUT : Notebook
 Power rating : DC 20V From Adapter Input AC 120V/60Hz
 Test Mode : IEEEE802.11a CH157 5785MHz Tx
 M/N : RZ09-0168



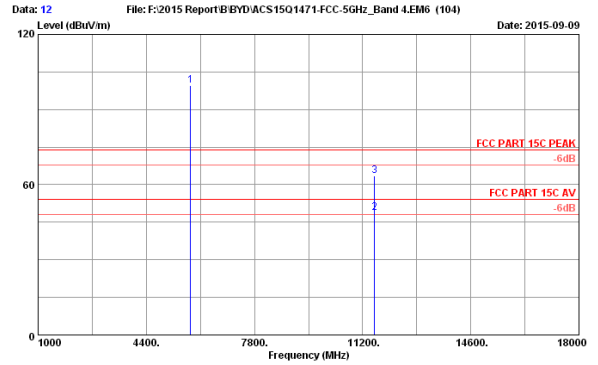
Site no. : 3m Chamber Data no. : 10
 Dis. / Ant. : 3m 2014 3115 9607-4877 Ant. pol. : VERTICAL
 Limit : FCC PART 15C PEAK
 Env. / Ins. : 23°C/54%
 Engineer : Leo-Li
 EUT : Notebook
 Power rating : DC 20V From Adapter Input AC 120V/60Hz
 Test Mode : IEEEE802.11a CH157 5785MHz Tx
 M/N : RZ09-0168

No.	Freq. (MHz)	Ant. Factor (dB/m)	Cable Loss factor (dB)	AMP (dB)	Reading (dBuV)	Emission Level (dBuV/m)	Limits (dBuV/m)	Margin (dB)	Remark
1	5785.000	34.42	9.91	35.10	89.69	98.92	74.00	-24.92	Peak
2	11570.000	39.03	14.60	35.31	30.18	48.50	54.00	5.50	Average
3	11570.000	39.03	14.60	35.31	44.36	62.68	74.00	11.32	Peak

Remarks: 1. Emission Level= Antenna Factor + Cable Loss + Reading - Amp Factor
 2. The emission levels that are 20dB below the official limit are not reported.



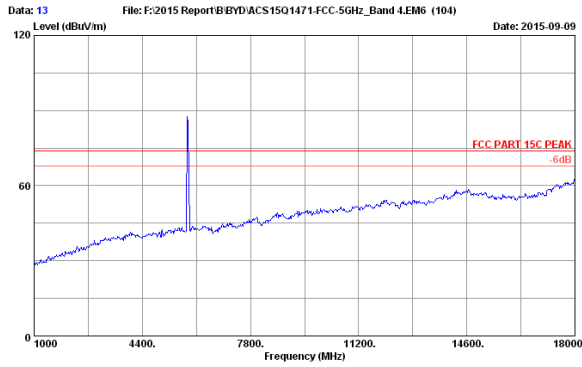
Site no. : 3m Chamber Data no. : 11
 Dis. / Ant. : 3m 2014 3115 9607-4877 Ant. pol. : HORIZONTAL
 Limit : FCC PART 15C PEAK
 Env. / Ins. : 23°C/54%
 Engineer : Leo-Li
 EUT : Notebook
 Power rating : DC 20V From Adapter Input AC 120V/60Hz
 Test Mode : IEEEE802.11a CH157 5785MHz Tx
 M/N : RZ09-0168



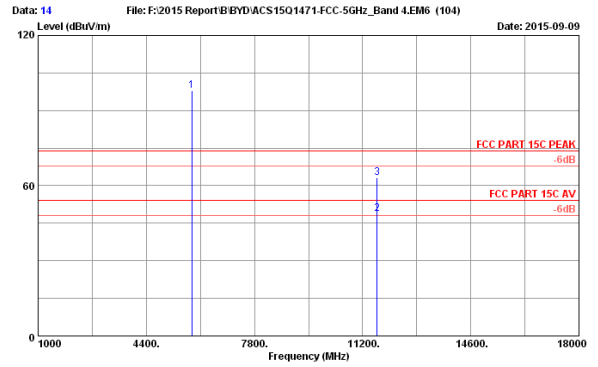
Site no. : 3m Chamber Data no. : 12
 Dis. / Ant. : 3m 2014 3115 9607-4877 Ant. pol. : HORIZONTAL
 Limit : FCC PART 15C PEAK
 Env. / Ins. : 23°C/54%
 Engineer : Leo-Li
 EUT : Notebook
 Power rating : DC 20V From Adapter Input AC 120V/60Hz
 Test Mode : IEEEE802.11a CH157 5785MHz Tx
 M/N : RZ09-0168

No.	Freq. (MHz)	Ant. Factor (dB/m)	Cable Loss factor (dB)	AMP (dB)	Reading (dBuV)	Emission Level (dBuV/m)	Limits (dBuV/m)	Margin (dB)	Remark
1	5785.000	34.42	9.91	35.10	90.48	99.71	74.00	-25.71	Peak
2	11570.000	39.03	14.60	35.31	30.62	48.94	54.00	5.06	Average
3	11570.000	39.03	14.60	35.31	45.24	63.56	74.00	10.44	Peak

Remarks: 1. Emission Level= Antenna Factor + Cable Loss + Reading - Amp Factor
 2. The emission levels that are 20dB below the official limit are not reported.



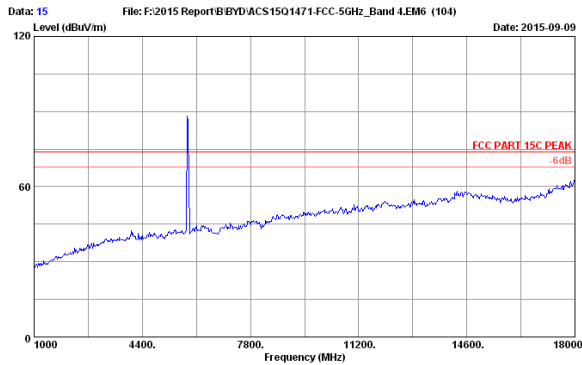
Site no. : 3m Chamber Data no. : 13
 Dis. / Ant. : 3m 2014 3115 9607-4877 Ant. pol. : HORIZONTAL
 Limit : FCC PART 15C PEAK
 Env. / Ins. : 23°C/54%
 Engineer : Leo-Li
 EUT : Notebook
 Power rating : DC 20V From Adapter Input AC 120V/60Hz
 Test Mode : IEEEE802.11a CH165 5825MHz Tx
 M/N : RZ09-0168



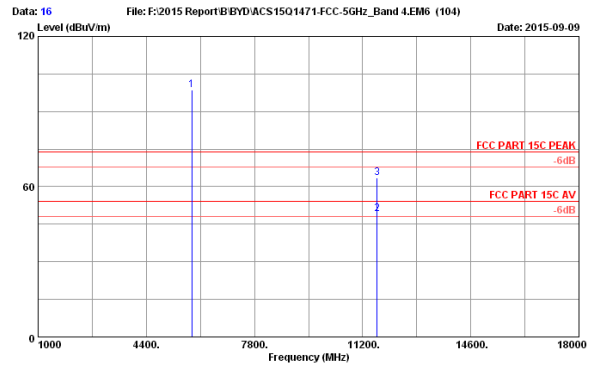
Site no. : 3m Chamber Data no. : 14
 Dis. / Ant. : 3m 2014 3115 9607-4877 Ant. pol. : HORIZONTAL
 Limit : FCC PART 15C PEAK
 Env. / Ins. : 23°C/54%
 Engineer : Leo-Li
 EUT : Notebook
 Power rating : DC 20V From Adapter Input AC 120V/60Hz
 Test Mode : IEEEE802.11a CH165 5825MHz Tx
 M/N : RZ09-0168

No.	Freq. (MHz)	Ant. Factor (dB/m)	Cable Loss factor (dB)	AMP (dB)	Reading (dBuV)	Emission Level (dBuV/m)	Limits (dBuV/m)	Margin (dB)	Remark
1	5825.000	34.43	9.93	35.08	88.73	98.01	74.00	-24.01	Peak
2	11650.000	39.06	14.66	35.29	30.33	49.76	54.00	5.24	Average
3	11650.000	39.06	14.66	35.29	44.69	63.12	74.00	10.88	Peak

Remarks: 1. Emission Level= Antenna Factor + Cable Loss + Reading - Amp Factor
 2. The emission levels that are 20dB below the official limit are not reported.



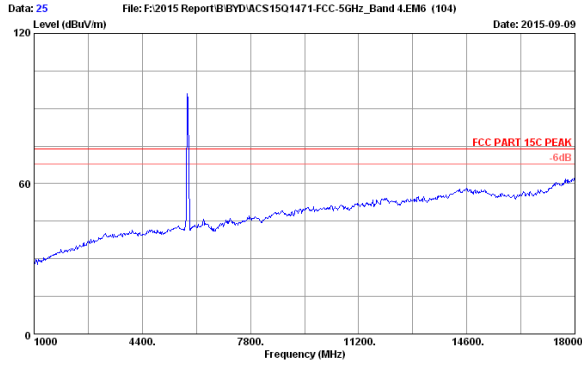
Site no. : 3m Chamber Data no. : 15
 Dis. / Ant. : 3m 2014 3115 9607-4877 Ant. pol. : VERTICAL
 Limit : FCC PART 15C PEAK
 Env. / Ins. : 23°C/54%
 Engineer : Leo-Li
 EUT : Notebook
 Power rating : DC 20V From Adapter Input AC 120V/60Hz
 Test Mode : IEEEE802.11a CH165 5825MHz Tx
 M/N : RZ09-0168



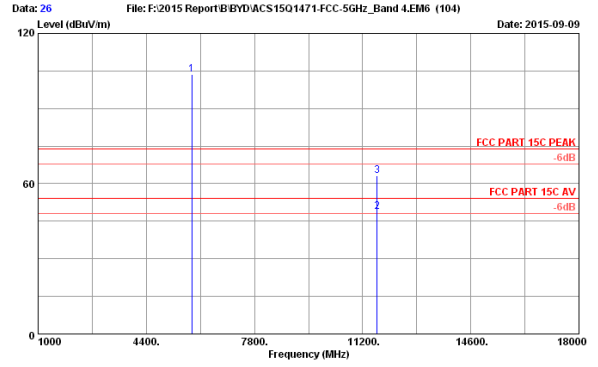
Site no. : 3m Chamber Data no. : 16
 Dis. / Ant. : 3m 2014 3115 9607-4877 Ant. pol. : VERTICAL
 Limit : FCC PART 15C PEAK
 Env. / Ins. : 23°C/54%
 Engineer : Leo-Li
 EUT : Notebook
 Power rating : DC 20V From Adapter Input AC 120V/60Hz
 Test Mode : IEEEE802.11a CH165 5825MHz Tx
 M/N : RZ09-0168

No.	Freq. (MHz)	Ant. Factor (dB/m)	Cable Loss factor (dB)	AMP (dB)	Reading (dBuV)	Emission Level (dBuV/m)	Limits (dBuV/m)	Margin (dB)	Remark
1	5825.000	34.43	9.93	35.08	89.36	98.64	74.00	-24.64	Peak
2	11650.000	39.06	14.66	35.29	30.65	49.08	54.00	4.92	Average
3	11650.000	39.06	14.66	35.29	45.12	63.55	74.00	10.45	Peak

Remarks: 1. Emission Level= Antenna Factor + Cable Loss + Reading - Amp Factor
 2. The emission levels that are 20dB below the official limit are not reported.



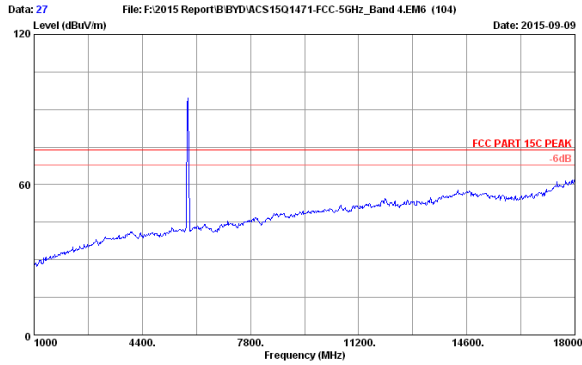
Site no. : 3m Chamber Data no. : 25
 Dis. / Ant. : 3m 2014 3115 9607-4877 Ant. pol. : VERTICAL
 Limit : FCC PART 15C PEAK
 Env. / Ins. : 23°C/54%
 Engineer : Leo-Li
 EUT : Notebook
 Power rating : DC 20V From Adapter Input AC 120V/60Hz
 Test Mode : IEEES02.11nHT20 CH165 5825MHz Tx
 M/N : RZ09-0168



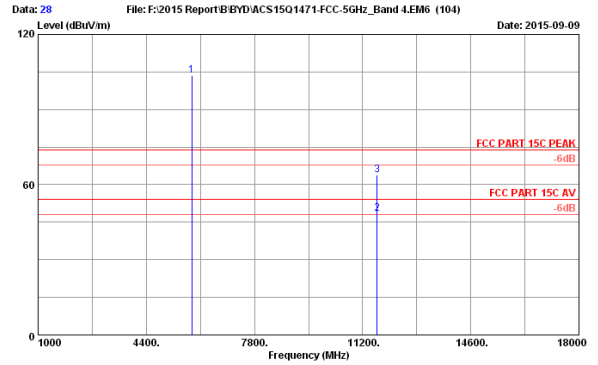
Site no. : 3m Chamber Data no. : 26
 Dis. / Ant. : 3m 2014 3115 9607-4877 Ant. pol. : VERTICAL
 Limit : FCC PART 15C PEAK
 Env. / Ins. : 23°C/54%
 Engineer : Leo-Li
 EUT : Notebook
 Power rating : DC 20V From Adapter Input AC 120V/60Hz
 Test Mode : IEEES02.11nHT20 CH165 5825MHz Tx
 M/N : RZ09-0168

No.	Freq. (MHz)	Ant. Factor (dB/m)	Cable Loss factor (dB)	AMP (dB)	Reading (dBuV)	Emission Level (dBuV/m)	Limits (dBuV/m)	Margin (dB)	Remark
1	5825.000	34.43	9.93	35.08	94.38	103.66	74.00	-29.66	Peak
2	11650.000	39.06	14.66	35.29	30.29	48.72	54.00	5.28	Average
3	11650.000	39.06	14.66	35.29	44.76	63.19	74.00	10.81	Peak

Remarks: 1. Emission Level= Antenna Factor + Cable Loss + Reading - Amp Factor
 2. The emission levels that are 20dB below the official limit are not reported.



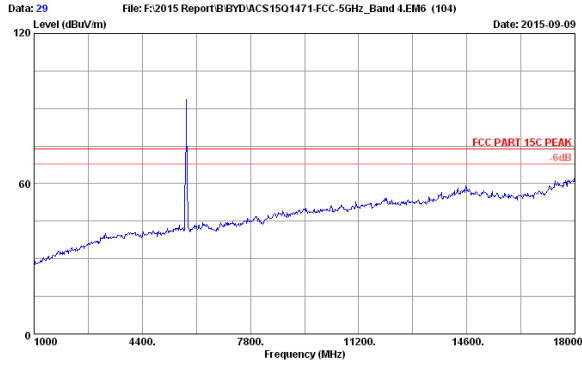
Site no. : 3m Chamber Data no. : 27
 Dis. / Ant. : 3m 2014 3115 9607-4877 Ant. pol. : HORIZONTAL
 Limit : FCC PART 15C PEAK
 Env. / Ins. : 23°C/54%
 Engineer : Leo-Li
 EUT : Notebook
 Power rating : DC 20V From Adapter Input AC 120V/60Hz
 Test Mode : IEEES02.11nHT20 CH165 5825MHz Tx
 M/N : RZ09-0168



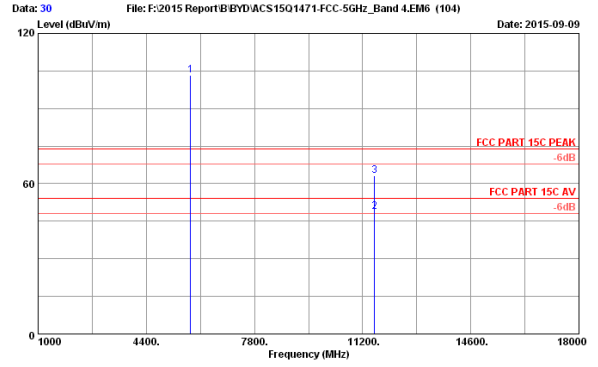
Site no. : 3m Chamber Data no. : 28
 Dis. / Ant. : 3m 2014 3115 9607-4877 Ant. pol. : HORIZONTAL
 Limit : FCC PART 15C PEAK
 Env. / Ins. : 23°C/54%
 Engineer : Leo-Li
 EUT : Notebook
 Power rating : DC 20V From Adapter Input AC 120V/60Hz
 Test Mode : IEEES02.11nHT20 CH165 5825MHz Tx
 M/N : RZ09-0168

No.	Freq. (MHz)	Ant. Factor (dB/m)	Cable Loss factor (dB)	AMP (dB)	Reading (dBuV)	Emission Level (dBuV/m)	Limits (dBuV/m)	Margin (dB)	Remark
1	5825.000	34.43	9.93	35.08	94.31	103.59	74.00	-29.59	Peak
2	11650.000	39.06	14.66	35.29	29.89	48.32	54.00	5.68	Average
3	11650.000	39.06	14.66	35.29	45.36	63.79	74.00	10.21	Peak

Remarks: 1. Emission Level= Antenna Factor + Cable Loss + Reading - Amp Factor
 2. The emission levels that are 20dB below the official limit are not reported.



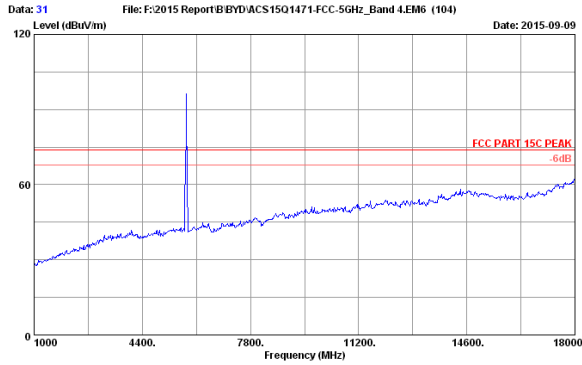
Site no. : 3m Chamber Data no. : 29
 Dis. / Ant. : 3m 2014 3115 9607-4877 Ant. pol. : HORIZONTAL
 Limit : FCC PART 15C PEAK
 Env. / Ins. : 23°C/54%
 Engineer : Leo-Li
 EUT : Notebook
 Power rating : DC 20V From Adapter Input AC 120V/60Hz
 Test Mode : IEEES02.11nHT20 CH157 5785MHz Tx
 M/N : RZ09-0168



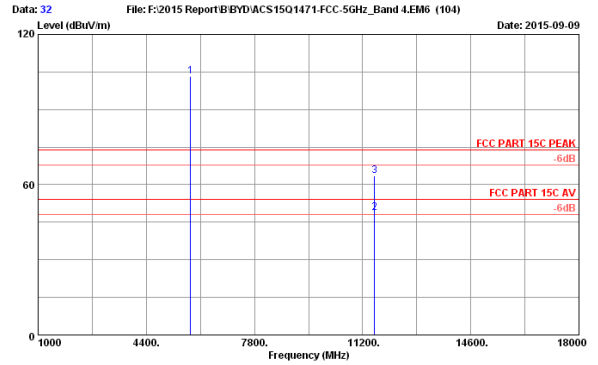
Site no. : 3m Chamber Data no. : 30
 Dis. / Ant. : 3m 2014 3115 9607-4877 Ant. pol. : HORIZONTAL
 Limit : FCC PART 15C PEAK
 Env. / Ins. : 23°C/54%
 Engineer : Leo-Li
 EUT : Notebook
 Power rating : DC 20V From Adapter Input AC 120V/60Hz
 Test Mode : IEEES02.11nHT20 CH157 5785MHz Tx
 M/N : RZ09-0168

No.	Freq. (MHz)	Ant. Factor (dB/m)	Cable Loss factor (dB)	AMP (dB)	Reading (dBuV)	Emission Level (dBuV/m)	Limits (dBuV/m)	Margin (dB)	Remark
1	5785.000	34.42	9.91	35.10	93.91	103.14	74.00	-29.14	Peak
2	11570.000	39.03	14.60	35.31	30.52	48.94	54.00	5.16	Average
3	11570.000	39.03	14.60	35.31	44.83	63.15	74.00	10.85	Peak

Remarks: 1. Emission Level= Antenna Factor + Cable Loss + Reading - Amp Factor
 2. The emission levels that are 20dB below the official limit are not reported.



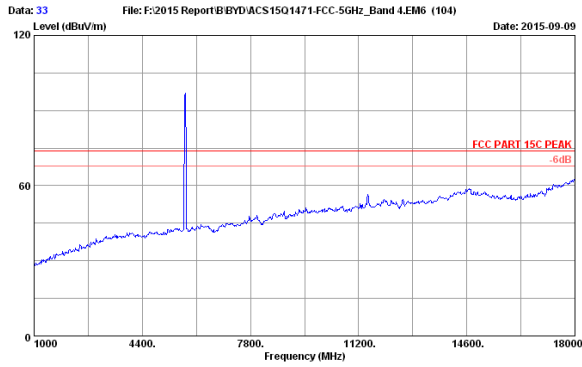
Site no. : 3m Chamber Data no. : 31
 Dis. / Ant. : 3m 2014 3115 9607-4877 Ant. pol. : VERTICAL
 Limit : FCC PART 15C PEAK
 Env. / Ins. : 23°C/54%
 Engineer : Leo-Li
 EUT : Notebook
 Power rating : DC 20V From Adapter Input AC 120V/60Hz
 Test Mode : IEEES02.11nHT20 CH157 5785MHz Tx
 M/N : RZ09-0168



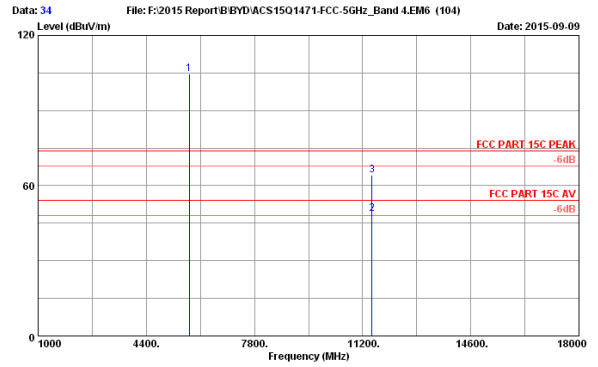
Site no. : 3m Chamber Data no. : 32
 Dis. / Ant. : 3m 2014 3115 9607-4877 Ant. pol. : VERTICAL
 Limit : FCC PART 15C PEAK
 Env. / Ins. : 23°C/54%
 Engineer : Leo-Li
 EUT : Notebook
 Power rating : DC 20V From Adapter Input AC 120V/60Hz
 Test Mode : IEEES02.11nHT20 CH157 5785MHz Tx
 M/N : RZ09-0168

No.	Freq. (MHz)	Ant. Factor (dB/m)	Cable Loss factor (dB)	AMP (dB)	Reading (dBuV)	Emission Level (dBuV/m)	Limits (dBuV/m)	Margin (dB)	Remark
1	5785.000	34.42	9.91	35.10	93.92	103.15	74.00	-29.15	Peak
2	11570.000	39.03	14.60	35.31	30.65	48.97	54.00	5.03	Average
3	11570.000	39.03	14.60	35.31	45.29	63.61	74.00	10.39	Peak

Remarks: 1. Emission Level= Antenna Factor + Cable Loss + Reading - Amp Factor
 2. The emission levels that are 20dB below the official limit are not reported.



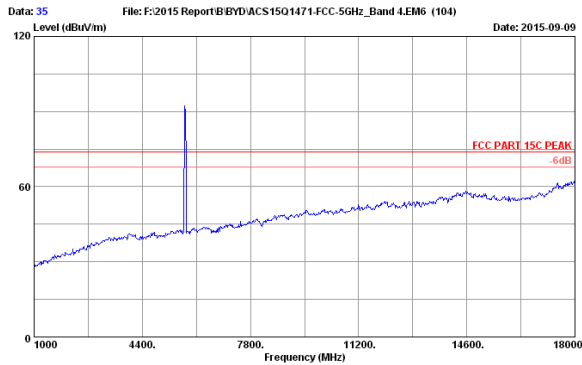
Site no. : 3m Chamber Data no. : 33
 Dis. / Ant. : 3m 2014 3115 9607-4877 Ant. pol. : VERTICAL
 Limit : FCC PART 15C PEAK
 Env. / Ins. : 23°C/54%
 Engineer : Leo-Li
 EUT : Notebook
 Power rating : DC 20V From Adapter Input AC 120V/60Hz
 Test Mode : IEEES02.11nHT20 CH149 5845MHz Tx
 M/N : RZ09-0168



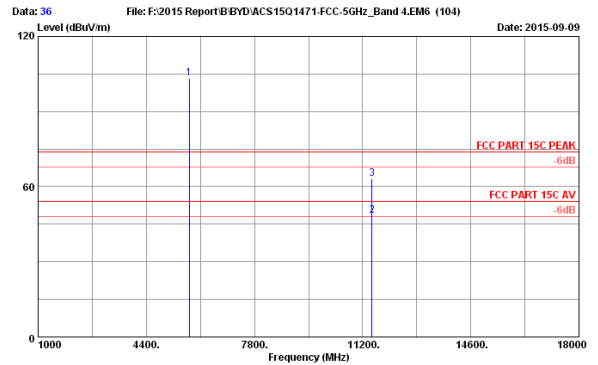
Site no. : 3m Chamber Data no. : 34
 Dis. / Ant. : 3m 2014 3115 9607-4877 Ant. pol. : VERTICAL
 Limit : FCC PART 15C PEAK
 Env. / Ins. : 23°C/54%
 Engineer : Leo-Li
 EUT : Notebook
 Power rating : DC 20V From Adapter Input AC 120V/60Hz
 Test Mode : IEEES02.11nHT20 CH149 5845MHz Tx
 M/N : RZ09-0168

No.	Freq. (MHz)	Ant. Factor (dB/m)	Cable Loss factor (dB)	AMP (dB)	Reading (dBuV)	Emission Level (dBuV/m)	Limits (dBuV/m)	Margin (dB)	Remark
1	5745.000	34.40	9.90	35.11	95.37	104.56	74.00	-30.56	Peak
2	11490.000	38.99	14.54	35.33	30.48	48.68	54.00	5.32	Average
3	11490.000	38.99	14.54	35.33	45.88	64.08	74.00	9.92	Peak

Remarks: 1. Emission Level= Antenna Factor + Cable Loss + Reading - Amp Factor
 2. The emission levels that are 20dB below the official limit are not reported.



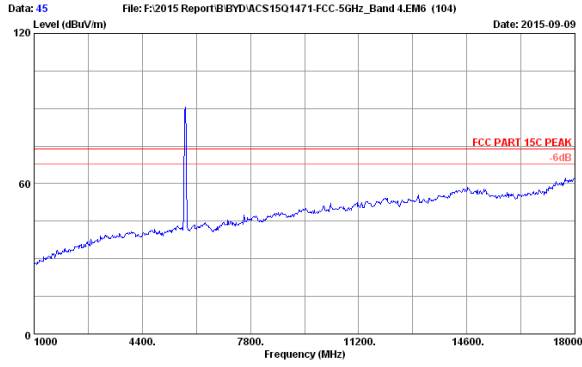
Site no. : 3m Chamber Data no. : 35
 Dis. / Ant. : 3m 2014 3115 9607-4877 Ant. pol. : HORIZONTAL
 Limit : FCC PART 15C PEAK
 Env. / Ins. : 23°C/54%
 Engineer : Leo-Li
 EUT : Notebook
 Power rating : DC 20V From Adapter Input AC 120V/60Hz
 Test Mode : IEEES02.11nHT20 CH149 5845MHz Tx
 M/N : RZ09-0168



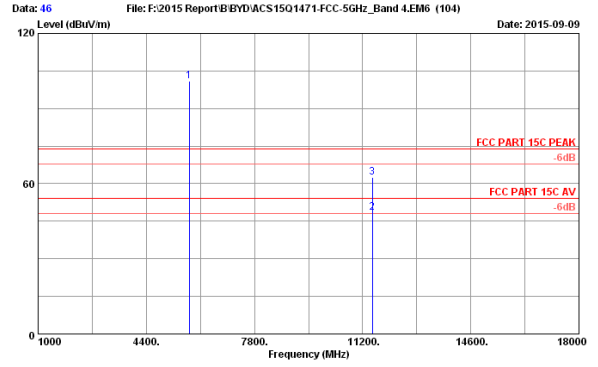
Site no. : 3m Chamber Data no. : 36
 Dis. / Ant. : 3m 2014 3115 9607-4877 Ant. pol. : HORIZONTAL
 Limit : FCC PART 15C PEAK
 Env. / Ins. : 23°C/54%
 Engineer : Leo-Li
 EUT : Notebook
 Power rating : DC 20V From Adapter Input AC 120V/60Hz
 Test Mode : IEEES02.11nHT20 CH149 5845MHz Tx
 M/N : RZ09-0168

No.	Freq. (MHz)	Ant. Factor (dB/m)	Cable Loss factor (dB)	AMP (dB)	Reading (dBuV)	Emission Level (dBuV/m)	Limits (dBuV/m)	Margin (dB)	Remark
1	5745.000	34.40	9.90	35.11	94.22	103.41	74.00	-29.41	Peak
2	11490.000	38.99	14.54	35.33	30.30	48.50	54.00	5.50	Average
3	11490.000	38.99	14.54	35.33	44.84	63.04	74.00	10.96	Peak

Remarks: 1. Emission Level= Antenna Factor + Cable Loss + Reading - Amp Factor
 2. The emission levels that are 20dB below the official limit are not reported.



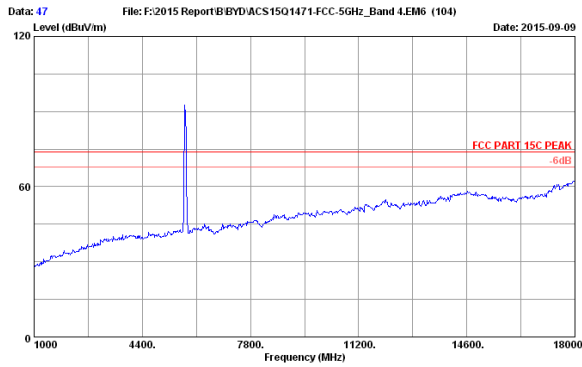
Site no. : 3m Chamber Data no. : 45
 Dis. / Ant. : 3m 2014 3115 9607-4877 Ant. pol. : HORIZONTAL
 Limit : FCC PART 15C PEAK
 Env. / Ins. : 23°C/54%
 Engineer : Leo-Li
 EUT : Notebook
 Power rating : DC 20V From Adapter Input AC 120V/60Hz
 Test Mode : IEEE802.11nHT40 CH151 5755MHz Tx
 M/N : RZ09-0168



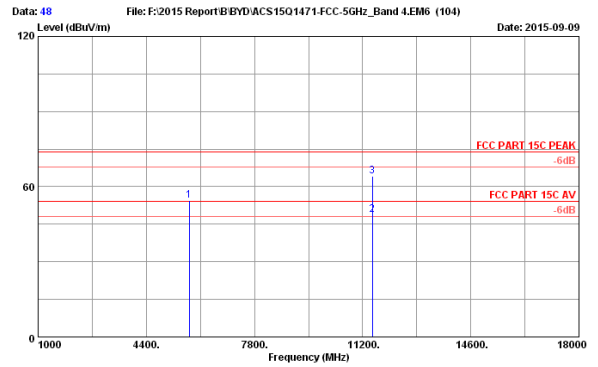
Site no. : 3m Chamber Data no. : 46
 Dis. / Ant. : 3m 2014 3115 9607-4877 Ant. pol. : HORIZONTAL
 Limit : FCC PART 15C PEAK
 Env. / Ins. : 23°C/54%
 Engineer : Leo-Li
 EUT : Notebook
 Power rating : DC 20V From Adapter Input AC 120V/60Hz
 Test Mode : IEEE802.11nHT40 CH151 5755MHz Tx
 M/N : RZ09-0168

No.	Freq. (MHz)	Ant. Factor (dB/m)	Cable Loss factor (dB)	AMP (dB)	Reading (dBuV)	Emission Level (dBuV/m)	Limits (dBuV/m)	Margin (dB)	Remark
1	5755.000	34.40	9.91	35.11	91.81	101.01	74.00	-27.01	Peak
2	11510.000	39.00	14.56	35.33	30.28	49.51	54.00	5.49	Average
3	11510.000	39.00	14.56	35.33	44.36	62.59	74.00	11.41	Peak

Remarks: 1. Emission Level= Antenna Factor + Cable Loss + Reading - Amp Factor
 2. The emission levels that are 20dB below the official limit are not reported.



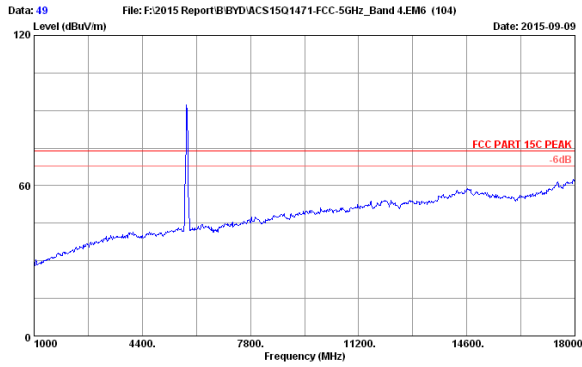
Site no. : 3m Chamber Data no. : 47
 Dis. / Ant. : 3m 2014 3115 9607-4877 Ant. pol. : VERTICAL
 Limit : FCC PART 15C PEAK
 Env. / Ins. : 23°C/54%
 Engineer : Leo-Li
 EUT : Notebook
 Power rating : DC 20V From Adapter Input AC 120V/60Hz
 Test Mode : IEEE802.11nHT40 CH151 5755MHz Tx
 M/N : RZ09-0168



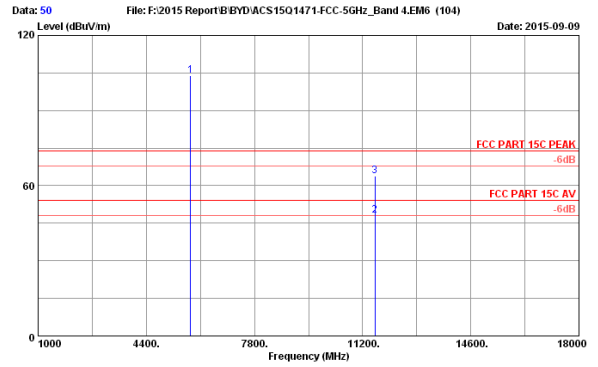
Site no. : 3m Chamber Data no. : 48
 Dis. / Ant. : 3m 2014 3115 9607-4877 Ant. pol. : VERTICAL
 Limit : FCC PART 15C PEAK
 Env. / Ins. : 23°C/54%
 Engineer : Leo-Li
 EUT : Notebook
 Power rating : DC 20V From Adapter Input AC 120V/60Hz
 Test Mode : IEEE802.11nHT40 CH151 5755MHz Tx
 M/N : RZ09-0168

No.	Freq. (MHz)	Ant. Factor (dB/m)	Cable Loss factor (dB)	AMP (dB)	Reading (dBuV)	Emission Level (dBuV/m)	Limits (dBuV/m)	Margin (dB)	Remark
1	5755.000	34.40	9.91	35.11	45.41	54.61	74.00	19.39	Peak
2	11510.000	39.00	14.56	35.33	30.49	48.72	54.00	5.28	Average
3	11510.000	39.00	14.56	35.33	45.82	64.05	74.00	9.95	Peak

Remarks: 1. Emission Level= Antenna Factor + Cable Loss + Reading - Amp Factor
 2. The emission levels that are 20dB below the official limit are not reported.



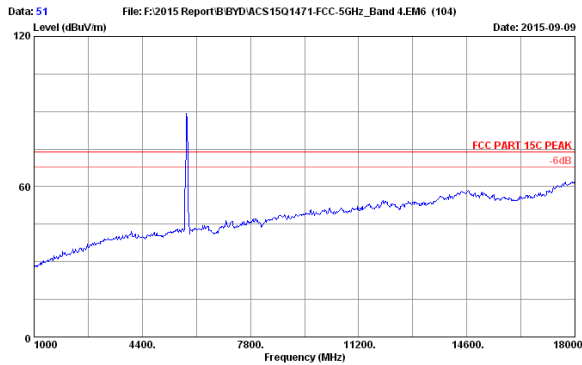
Site no. : 3m Chamber Data no. : 49
 Dis. / Ant. : 3m 2014 3115 9607-4877 Ant. pol. : VERTICAL
 Limit : FCC PART 15C PEAK
 Env. / Ins. : 23°C/54%
 Engineer : Leo-Li
 EUT : Notebook
 Power rating : DC 20V From Adapter Input AC 120V/60Hz
 Test Mode : IEEE802.11nHT40 CH159 5795MHz Tx
 M/N : RZ09-0168



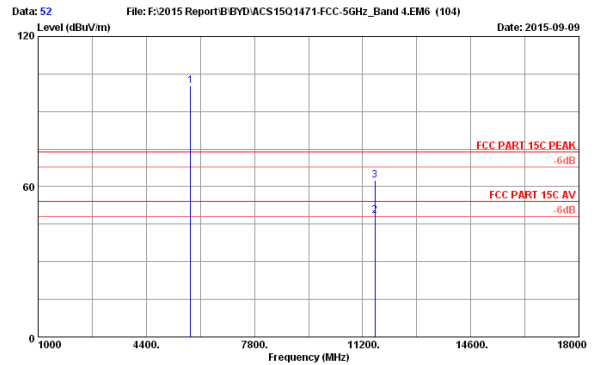
Site no. : 3m Chamber Data no. : 50
 Dis. / Ant. : 3m 2014 3115 9607-4877 Ant. pol. : VERTICAL
 Limit : FCC PART 15C PEAK
 Env. / Ins. : 23°C/54%
 Engineer : Leo-Li
 EUT : Notebook
 Power rating : DC 20V From Adapter Input AC 120V/60Hz
 Test Mode : IEEE802.11nHT40 CH159 5795MHz Tx
 M/N : RZ09-0168

No.	Freq. (MHz)	Ant. Factor (dB/m)	Cable Loss (dB)	AMP factor (dB)	Reading (dBuV)	Emission Level (dBuV/m)	Limits (dBuV/m)	Margin (dB)	Remark
1	5795.000	34.42	9.92	35.09	94.64	103.89	74.00	-29.89	Peak
2	11590.000	39.04	14.61	35.30	29.89	48.24	54.00	5.76	Average
3	11590.000	39.04	14.61	35.30	45.63	63.98	74.00	10.02	Peak

Remarks: 1. Emission Level= Antenna Factor + Cable Loss + Reading - Amp Factor
 2. The emission levels that are 20dB below the official limit are not reported.



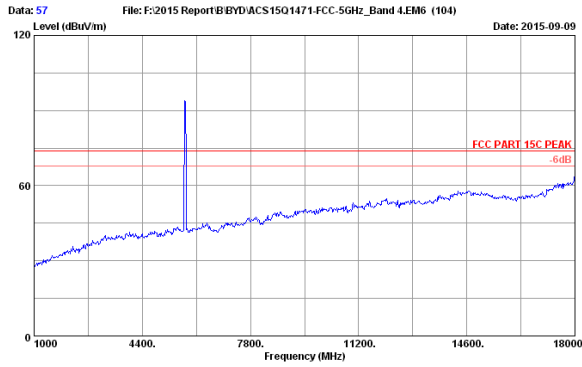
Site no. : 3m Chamber Data no. : 51
 Dis. / Ant. : 3m 2014 3115 9607-4877 Ant. pol. : HORIZONTAL
 Limit : FCC PART 15C PEAK
 Env. / Ins. : 23°C/54%
 Engineer : Leo-Li
 EUT : Notebook
 Power rating : DC 20V From Adapter Input AC 120V/60Hz
 Test Mode : IEEE802.11nHT40 CH159 5795MHz Tx
 M/N : RZ09-0168



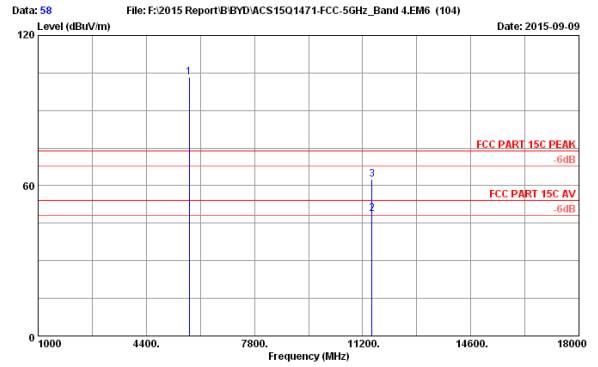
Site no. : 3m Chamber Data no. : 52
 Dis. / Ant. : 3m 2014 3115 9607-4877 Ant. pol. : HORIZONTAL
 Limit : FCC PART 15C PEAK
 Env. / Ins. : 23°C/54%
 Engineer : Leo-Li
 EUT : Notebook
 Power rating : DC 20V From Adapter Input AC 120V/60Hz
 Test Mode : IEEE802.11nHT40 CH159 5795MHz Tx
 M/N : RZ09-0168

No.	Freq. (MHz)	Ant. Factor (dB/m)	Cable Loss (dB)	AMP factor (dB)	Reading (dBuV)	Emission Level (dBuV/m)	Limits (dBuV/m)	Margin (dB)	Remark
1	5795.000	34.42	9.92	35.09	90.87	100.12	74.00	-26.12	Peak
2	11590.000	39.04	14.61	35.30	30.11	48.46	54.00	5.54	Average
3	11590.000	39.04	14.61	35.30	44.02	62.37	74.00	11.63	Peak

Remarks: 1. Emission Level= Antenna Factor + Cable Loss + Reading - Amp Factor
 2. The emission levels that are 20dB below the official limit are not reported.



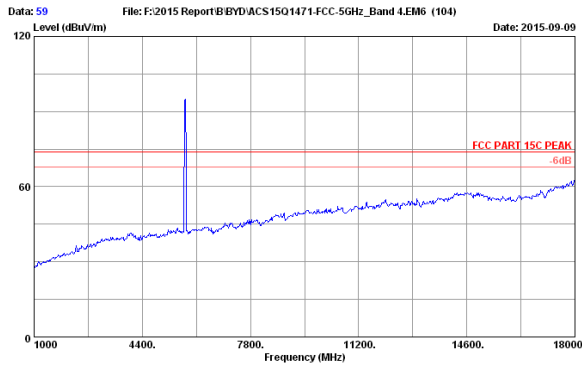
Site no. : 3m Chamber Data no. : 57
 Dis. / Ant. : 3m 2014 3115 9607-4877 Ant. pol. : VERTICAL
 Limit : FCC PART 15C PEAK
 Env. / Ins. : 23°C/54%
 Engineer : Leo-Li
 EUT : Notebook
 Power rating : DC 20V From Adapter Input AC 120V/60Hz
 Test Mode : IEEES02.11a VHT20 CH149 5745MHz Tx
 M/N : RZ09-0168



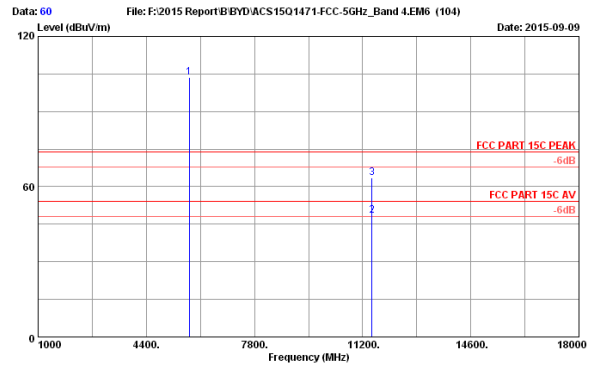
Site no. : 3m Chamber Data no. : 58
 Dis. / Ant. : 3m 2014 3115 9607-4877 Ant. pol. : VERTICAL
 Limit : FCC PART 15C PEAK
 Env. / Ins. : 23°C/54%
 Engineer : Leo-Li
 EUT : Notebook
 Power rating : DC 20V From Adapter Input AC 120V/60Hz
 Test Mode : IEEES02.11a VHT20 CH149 5745MHz Tx
 M/N : RZ09-0168

No.	Freq. (MHz)	Ant. Factor (dB/m)	Cable Loss factor (dB)	AMP (dB)	Reading (dBuV)	Emission Level (dBuV/m)	Limits (dBuV/m)	Margin (dB)	Remark
1	5745.000	34.40	9.90	35.11	94.17	103.36	74.00	-29.36	Peak
2	11490.000	38.99	14.54	35.33	30.52	48.72	54.00	5.28	Average
3	11490.000	38.99	14.54	35.33	44.40	62.60	74.00	11.40	Peak

Remarks: 1. Emission Level= Antenna Factor + Cable Loss + Reading - Amp Factor
 2. The emission levels that are 20dB below the official limit are not reported.



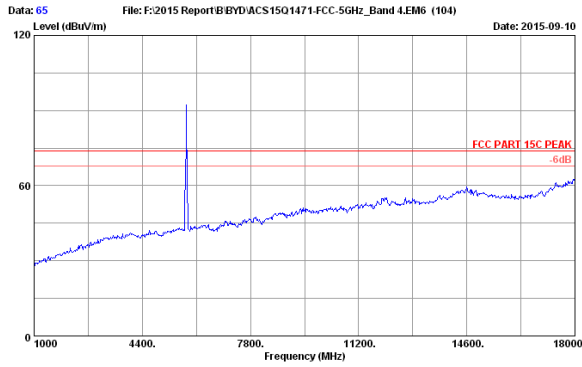
Site no. : 3m Chamber Data no. : 59
 Dis. / Ant. : 3m 2014 3115 9607-4877 Ant. pol. : HORIZONTAL
 Limit : FCC PART 15C PEAK
 Env. / Ins. : 23°C/54%
 Engineer : Leo-Li
 EUT : Notebook
 Power rating : DC 20V From Adapter Input AC 120V/60Hz
 Test Mode : IEEES02.11a VHT20 CH149 5745MHz Tx
 M/N : RZ09-0168



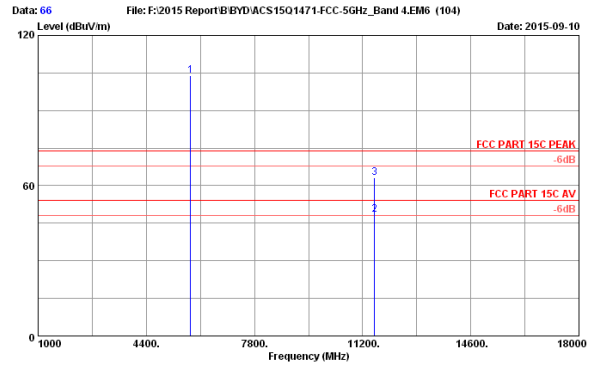
Site no. : 3m Chamber Data no. : 60
 Dis. / Ant. : 3m 2014 3115 9607-4877 Ant. pol. : HORIZONTAL
 Limit : FCC PART 15C PEAK
 Env. / Ins. : 23°C/54%
 Engineer : Leo-Li
 EUT : Notebook
 Power rating : DC 20V From Adapter Input AC 120V/60Hz
 Test Mode : IEEES02.11a VHT20 CH149 5745MHz Tx
 M/N : RZ09-0168

No.	Freq. (MHz)	Ant. Factor (dB/m)	Cable Loss factor (dB)	AMP (dB)	Reading (dBuV)	Emission Level (dBuV/m)	Limits (dBuV/m)	Margin (dB)	Remark
1	5745.000	34.40	9.90	35.11	94.55	103.74	74.00	-29.74	Peak
2	11490.000	38.99	14.54	35.33	30.26	48.46	54.00	5.54	Average
3	11490.000	38.99	14.54	35.33	45.39	63.59	74.00	10.41	Peak

Remarks: 1. Emission Level= Antenna Factor + Cable Loss + Reading - Amp Factor
 2. The emission levels that are 20dB below the official limit are not reported.



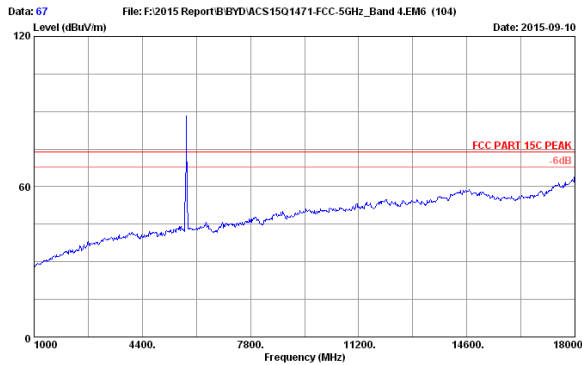
Site no. : 3m Chamber Data no. : 65
 Dis. / Ant. : 3m 2014 3115 9607-4877 Ant. pol. : VERTICAL
 Limit : FCC PART 15C PEAK
 Env. / Ins. : 23°C/54%
 Engineer : Leo-Li
 EUT : Notebook
 Power rating : DC 20V From Adapter Input AC 120V/60Hz
 Test Mode : IEEES02.11a VHT20 CH157 5785MHz Tx
 M/N : RZ09-0168



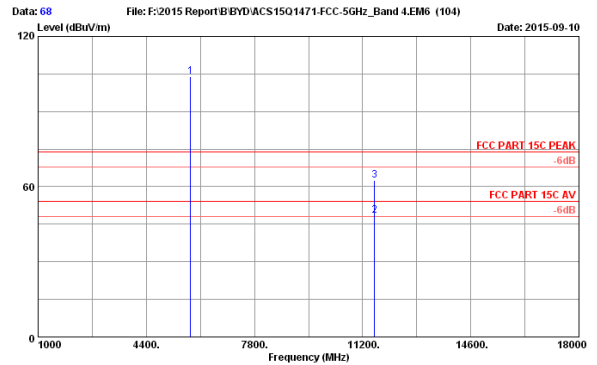
Site no. : 3m Chamber Data no. : 66
 Dis. / Ant. : 3m 2014 3115 9607-4877 Ant. pol. : VERTICAL
 Limit : FCC PART 15C PEAK
 Env. / Ins. : 23°C/54%
 Engineer : Leo-Li
 EUT : Notebook
 Power rating : DC 20V From Adapter Input AC 120V/60Hz
 Test Mode : IEEES02.11a VHT20 CH157 5785MHz Tx
 M/N : RZ09-0168

No.	Freq. (MHz)	Ant. Factor (dB/m)	Cable Loss factor (dB)	AMP (dB)	Reading (dBuV)	Emission Level (dBuV/m)	Limits (dBuV/m)	Margin (dB)	Remark
1	5785.000	34.42	9.91	35.10	94.86	104.09	74.00	-30.09	Peak
2	11570.000	39.03	14.60	35.31	30.31	48.93	54.00	-5.37	Average
3	11570.000	39.03	14.60	35.31	44.86	63.18	74.00	-10.82	Peak

Remarks: 1. Emission Level= Antenna Factor + Cable Loss + Reading - Amp Factor
 2. The emission levels that are 20dB below the official limit are not reported.



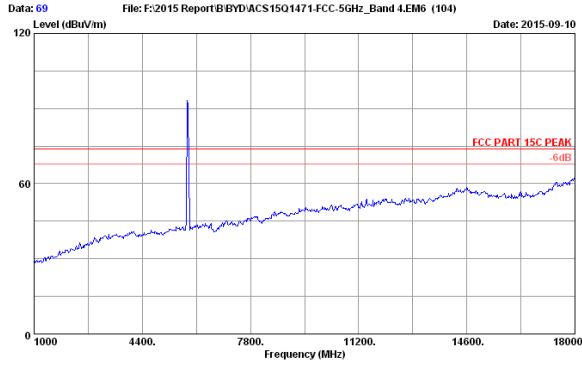
Site no. : 3m Chamber Data no. : 67
 Dis. / Ant. : 3m 2014 3115 9607-4877 Ant. pol. : HORIZONTAL
 Limit : FCC PART 15C PEAK
 Env. / Ins. : 23°C/54%
 Engineer : Leo-Li
 EUT : Notebook
 Power rating : DC 20V From Adapter Input AC 120V/60Hz
 Test Mode : IEEES02.11a VHT20 CH157 5785MHz Tx
 M/N : RZ09-0168



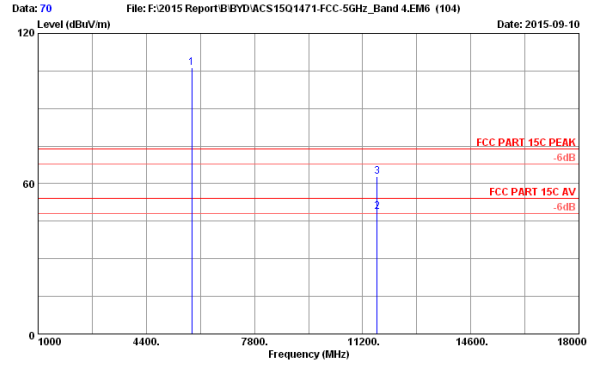
Site no. : 3m Chamber Data no. : 68
 Dis. / Ant. : 3m 2014 3115 9607-4877 Ant. pol. : HORIZONTAL
 Limit : FCC PART 15C PEAK
 Env. / Ins. : 23°C/54%
 Engineer : Leo-Li
 EUT : Notebook
 Power rating : DC 20V From Adapter Input AC 120V/60Hz
 Test Mode : IEEES02.11a VHT20 CH157 5785MHz Tx
 M/N : RZ09-0168

No.	Freq. (MHz)	Ant. Factor (dB/m)	Cable Loss factor (dB)	AMP (dB)	Reading (dBuV)	Emission Level (dBuV/m)	Limits (dBuV/m)	Margin (dB)	Remark
1	5785.000	34.42	9.91	35.10	94.62	103.85	74.00	-29.85	Peak
2	11570.000	39.03	14.60	35.31	30.23	48.55	54.00	-5.45	Average
3	11570.000	39.03	14.60	35.31	44.28	62.60	74.00	-11.40	Peak

Remarks: 1. Emission Level= Antenna Factor + Cable Loss + Reading - Amp Factor
 2. The emission levels that are 20dB below the official limit are not reported.



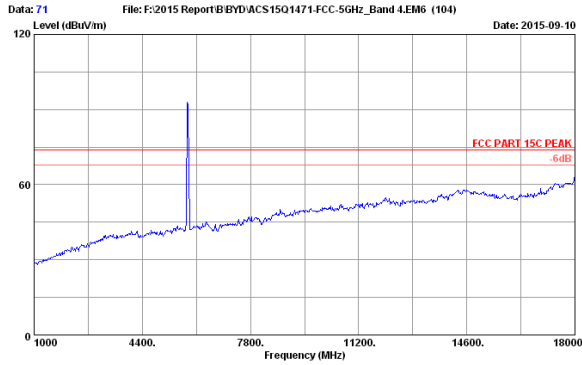
Site no. : 3m Chamber Data no. : 69
 Dis. / Ant. : 3m 2014 3115 9607-4877 Ant. pol. : HORIZONTAL
 Limit : FCC PART 15C PEAK
 Env. / Ins. : 23°C/54%
 Engineer : Leo-Li
 EUT : Notebook
 Power rating : DC 20V From Adapter Input AC 120V/60Hz
 Test Mode : IEEES02.11a VHT20 CH165 5825MHz Tx
 M/N : RZ09-0168



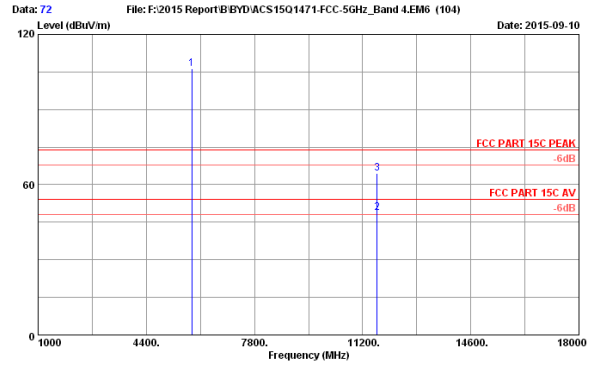
Site no. : 3m Chamber Data no. : 70
 Dis. / Ant. : 3m 2014 3115 9607-4877 Ant. pol. : HORIZONTAL
 Limit : FCC PART 15C PEAK
 Env. / Ins. : 23°C/54%
 Engineer : Leo-Li
 EUT : Notebook
 Power rating : DC 20V From Adapter Input AC 120V/60Hz
 Test Mode : IEEES02.11a VHT20 CH165 5825MHz Tx
 M/N : RZ09-0168

No.	Freq. (MHz)	Ant. Factor (dB/m)	Cable Loss factor (dB)	AMP (dB)	Reading (dBuV)	Emission Level (dBuV/m)	Limits (dBuV/m)	Margin (dB)	Remark
1	5825.000	34.43	9.93	35.08	97.13	106.41	74.00	-32.41	Peak
2	11650.000	39.06	14.66	35.29	30.27	48.79	54.00	5.30	Average
3	11650.000	39.06	14.66	35.29	44.39	62.82	74.00	11.18	Peak

Remarks: 1. Emission Level= Antenna Factor + Cable Loss + Reading - Amp Factor
 2. The emission levels that are 20dB below the official limit are not reported.



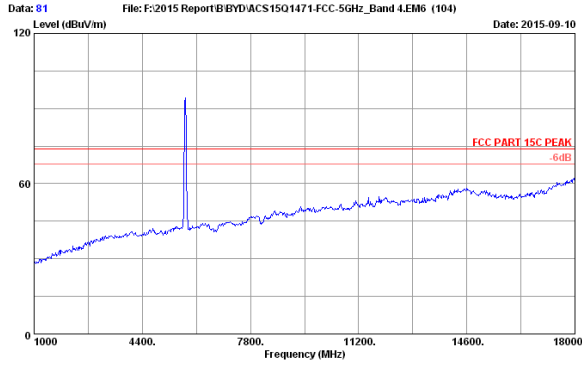
Site no. : 3m Chamber Data no. : 71
 Dis. / Ant. : 3m 2014 3115 9607-4877 Ant. pol. : VERTICAL
 Limit : FCC PART 15C PEAK
 Env. / Ins. : 23°C/54%
 Engineer : Leo-Li
 EUT : Notebook
 Power rating : DC 20V From Adapter Input AC 120V/60Hz
 Test Mode : IEEES02.11a VHT20 CH165 5825MHz Tx
 M/N : RZ09-0168



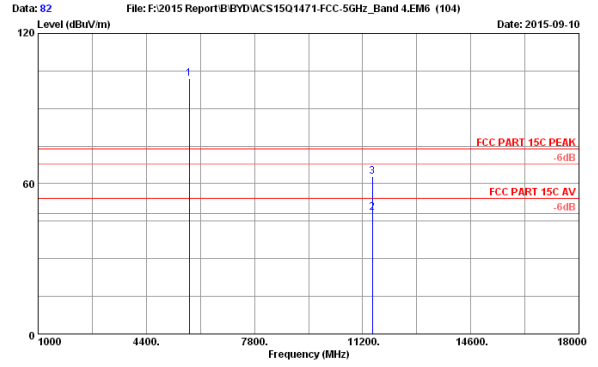
Site no. : 3m Chamber Data no. : 72
 Dis. / Ant. : 3m 2014 3115 9607-4877 Ant. pol. : VERTICAL
 Limit : FCC PART 15C PEAK
 Env. / Ins. : 23°C/54%
 Engineer : Leo-Li
 EUT : Notebook
 Power rating : DC 20V From Adapter Input AC 120V/60Hz
 Test Mode : IEEES02.11a VHT20 CH165 5825MHz Tx
 M/N : RZ09-0168

No.	Freq. (MHz)	Ant. Factor (dB/m)	Cable Loss factor (dB)	AMP (dB)	Reading (dBuV)	Emission Level (dBuV/m)	Limits (dBuV/m)	Margin (dB)	Remark
1	5825.000	34.43	9.93	35.08	96.87	106.15	74.00	-32.15	Peak
2	11650.000	39.06	14.66	35.29	30.53	48.96	54.00	5.04	Average
3	11650.000	39.06	14.66	35.29	45.92	64.35	74.00	9.65	Peak

Remarks: 1. Emission Level= Antenna Factor + Cable Loss + Reading - Amp Factor
 2. The emission levels that are 20dB below the official limit are not reported.



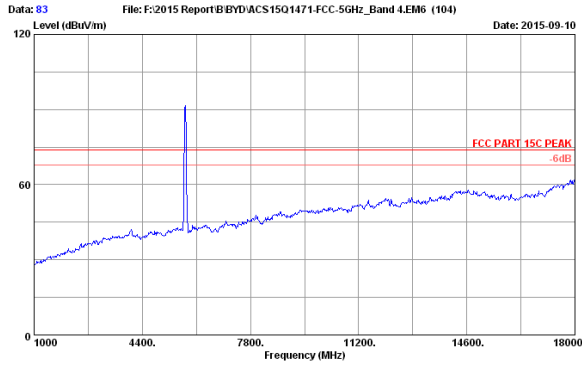
Site no. : 3m Chamber Data no. : 81
 Dis. / Ant. : 3m 2014 3115 9607-4877 Ant. pol. : HORIZONTAL
 Limit : FCC PART 15C PEAK
 Env. / Ins. : 23°C/54%
 Engineer : Leo-Li
 EUT : Notebook
 Power rating : DC 20V From Adapter Input AC 120V/60Hz
 Test Mode : IEEE802.11a VHT40 CH151 5755MHz Tx
 M/N : RZ09-0168



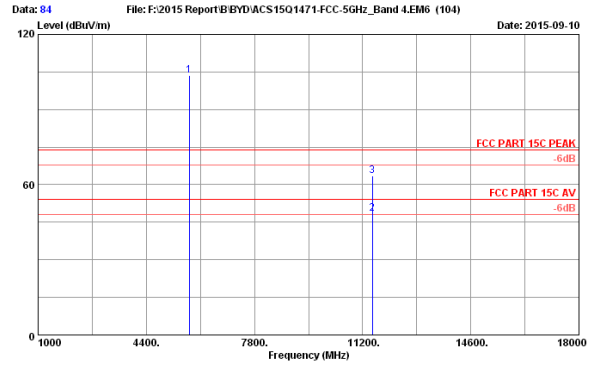
Site no. : 3m Chamber Data no. : 82
 Dis. / Ant. : 3m 2014 3115 9607-4877 Ant. pol. : HORIZONTAL
 Limit : FCC PART 15C PEAK
 Env. / Ins. : 23°C/54%
 Engineer : Leo-Li
 EUT : Notebook
 Power rating : DC 20V From Adapter Input AC 120V/60Hz
 Test Mode : IEEE802.11a VHT40 CH151 5755MHz Tx
 M/N : RZ09-0168

No.	Freq. (MHz)	Ant. Factor (dB/m)	Cable Loss factor (dB)	AMP (dB)	Reading (dBuV)	Emission Level (dBuV/m)	Limits (dBuV/m)	Margin (dB)	Remark
1	5755.000	34.40	9.91	35.11	92.75	101.95	74.00	-27.95	Peak
2	11510.000	39.00	14.56	35.33	30.19	49.42	54.00	5.58	Average
3	11510.000	39.00	14.56	35.33	44.68	62.91	74.00	11.09	Peak

Remarks: 1. Emission Level= Antenna Factor + Cable Loss + Reading - Amp Factor
 2. The emission levels that are 20dB below the official limit are not reported.



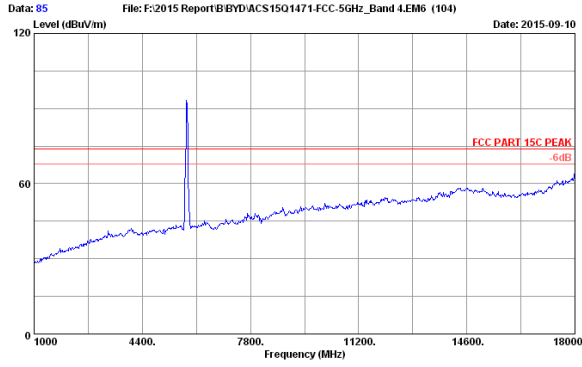
Site no. : 3m Chamber Data no. : 83
 Dis. / Ant. : 3m 2014 3115 9607-4877 Ant. pol. : VERTICAL
 Limit : FCC PART 15C PEAK
 Env. / Ins. : 23°C/54%
 Engineer : Leo-Li
 EUT : Notebook
 Power rating : DC 20V From Adapter Input AC 120V/60Hz
 Test Mode : IEEE802.11a VHT40 CH151 5755MHz Tx
 M/N : RZ09-0168



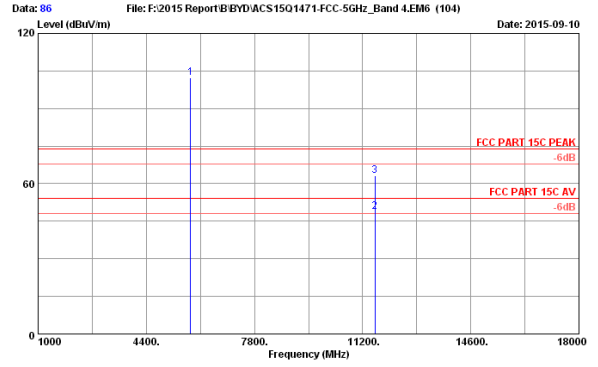
Site no. : 3m Chamber Data no. : 84
 Dis. / Ant. : 3m 2014 3115 9607-4877 Ant. pol. : VERTICAL
 Limit : FCC PART 15C PEAK
 Env. / Ins. : 23°C/54%
 Engineer : Leo-Li
 EUT : Notebook
 Power rating : DC 20V From Adapter Input AC 120V/60Hz
 Test Mode : IEEE802.11a VHT40 CH151 5755MHz Tx
 M/N : RZ09-0168

No.	Freq. (MHz)	Ant. Factor (dB/m)	Cable Loss factor (dB)	AMP (dB)	Reading (dBuV)	Emission Level (dBuV/m)	Limits (dBuV/m)	Margin (dB)	Remark
1	5755.000	34.40	9.91	35.11	94.29	103.49	74.00	-29.49	Peak
2	11510.000	39.00	14.56	35.33	30.13	48.36	54.00	5.64	Average
3	11510.000	39.00	14.56	35.33	45.26	63.49	74.00	10.51	Peak

Remarks: 1. Emission Level= Antenna Factor + Cable Loss + Reading - Amp Factor
 2. The emission levels that are 20dB below the official limit are not reported.



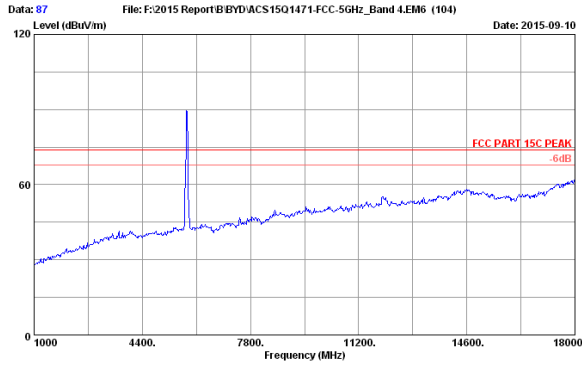
Site no. : 3m Chamber Data no. : 85
 Dis. / Ant. : 3m 2014 3115 9607-4877 Ant. pol. : VERTICAL
 Limit : FCC PART 15C PEAK
 Env. / Ins. : 23°C/54%
 Engineer : Leo-Li
 EUT : Notebook
 Power rating : DC 20V From Adapter Input AC 120V/60Hz
 Test Mode : IEEE802.11a VHT40 CH159 5795MHz Tx
 M/N : RZ09-0168



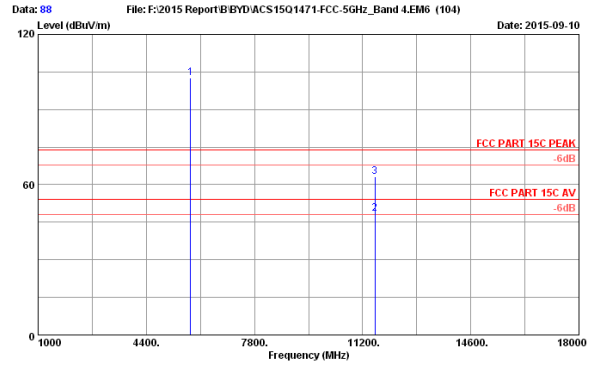
Site no. : 3m Chamber Data no. : 86
 Dis. / Ant. : 3m 2014 3115 9607-4877 Ant. pol. : VERTICAL
 Limit : FCC PART 15C PEAK
 Env. / Ins. : 23°C/54%
 Engineer : Leo-Li
 EUT : Notebook
 Power rating : DC 20V From Adapter Input AC 120V/60Hz
 Test Mode : IEEE802.11a VHT40 CH159 5795MHz Tx
 M/N : RZ09-0168

No.	Freq. (MHz)	Ant. Factor (dB/m)	Cable Loss factor (dB)	AMP (dB)	Reading (dBuV)	Emission Level (dBuV/m)	Limits (dBuV/m)	Margin (dB)	Remark
1	5795.000	34.42	9.92	35.09	92.98	102.23	74.00	-28.23	Peak
2	11590.000	39.04	14.61	35.30	30.29	48.64	54.00	5.36	Average
3	11590.000	39.04	14.61	35.30	44.75	63.10	74.00	10.90	Peak

Remarks: 1. Emission Level= Antenna Factor + Cable Loss + Reading - Amp Factor
 2. The emission levels that are 20dB below the official limit are not reported.



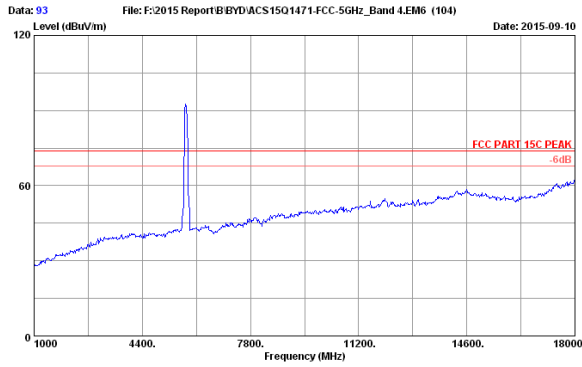
Site no. : 3m Chamber Data no. : 87
 Dis. / Ant. : 3m 2014 3115 9607-4877 Ant. pol. : HORIZONTAL
 Limit : FCC PART 15C PEAK
 Env. / Ins. : 23°C/54%
 Engineer : Leo-Li
 EUT : Notebook
 Power rating : DC 20V From Adapter Input AC 120V/60Hz
 Test Mode : IEEE802.11a VHT40 CH159 5795MHz Tx
 M/N : RZ09-0168



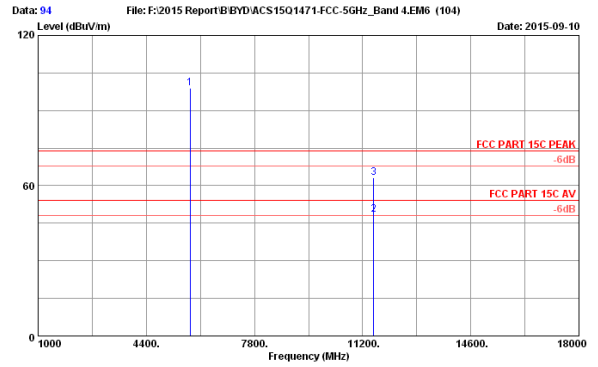
Site no. : 3m Chamber Data no. : 88
 Dis. / Ant. : 3m 2014 3115 9607-4877 Ant. pol. : HORIZONTAL
 Limit : FCC PART 15C PEAK
 Env. / Ins. : 23°C/54%
 Engineer : Leo-Li
 EUT : Notebook
 Power rating : DC 20V From Adapter Input AC 120V/60Hz
 Test Mode : IEEE802.11a VHT40 CH159 5795MHz Tx
 M/N : RZ09-0168

No.	Freq. (MHz)	Ant. Factor (dB/m)	Cable Loss factor (dB)	AMP (dB)	Reading (dBuV)	Emission Level (dBuV/m)	Limits (dBuV/m)	Margin (dB)	Remark
1	5795.000	34.42	9.92	35.09	93.27	102.52	74.00	-28.52	Peak
2	11590.000	39.04	14.61	35.30	30.26	48.61	54.00	5.39	Average
3	11590.000	39.04	14.61	35.30	44.83	63.15	74.00	10.82	Peak

Remarks: 1. Emission Level= Antenna Factor + Cable Loss + Reading - Amp Factor
 2. The emission levels that are 20dB below the official limit are not reported.



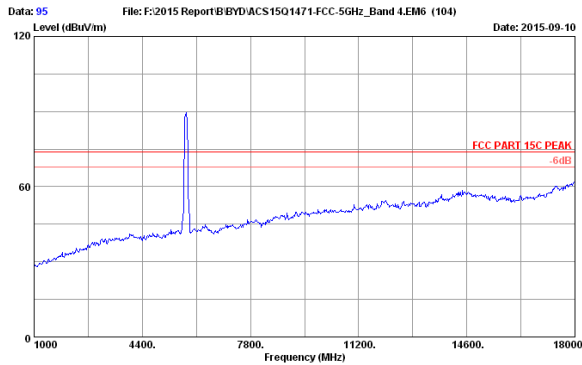
Site no. : 3m Chamber Data no. : 93
 Dis. / Ant. : 3m 2014 3115 9607-4877 Ant. pol. : VERTICAL
 Limit : FCC PART 15C PEAK
 Env. / Ins. : 23°C/54%
 Engineer : Leo-Li
 EUT : Notebook
 Power rating : DC 20V From Adapter Input AC 120V/60Hz
 Test Mode : IEEEE802.11a VHT80 CH155 5775MHz Tx
 M/N : RZ09-0168



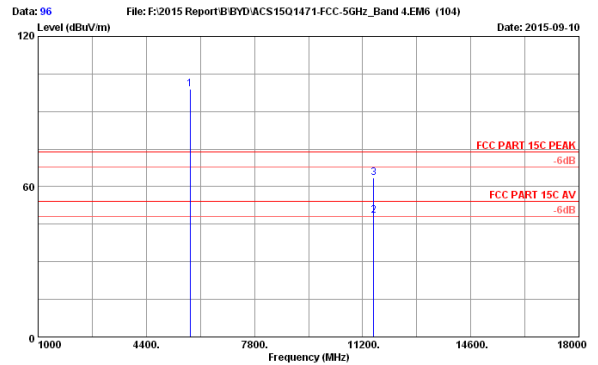
Site no. : 3m Chamber Data no. : 94
 Dis. / Ant. : 3m 2014 3115 9607-4877 Ant. pol. : VERTICAL
 Limit : FCC PART 15C PEAK
 Env. / Ins. : 23°C/54%
 Engineer : Leo-Li
 EUT : Notebook
 Power rating : DC 20V From Adapter Input AC 120V/60Hz
 Test Mode : IEEEE802.11a VHT80 CH155 5775MHz Tx
 M/N : RZ09-0168

No.	Freq. (MHz)	Ant. Factor (dB/m)	Cable Loss factor (dB)	AMP (dB)	Reading (dBuV)	Emission Level (dBuV/m)	Limits (dBuV/m)	Margin (dB)	Remark
1	5775.000	34.41	9.91	35.10	89.76	98.98	74.00	-24.98	Peak
2	11550.000	39.02	14.58	35.31	30.28	48.37	54.00	5.43	Average
3	11550.000	39.02	14.58	35.31	44.92	63.21	74.00	10.79	Peak

Remarks: 1. Emission Level= Antenna Factor + Cable Loss + Reading - Amp Factor
 2. The emission levels that are 20dB below the official limit are not reported.



Site no. : 3m Chamber Data no. : 95
 Dis. / Ant. : 3m 2014 3115 9607-4877 Ant. pol. : HORIZONTAL
 Limit : FCC PART 15C PEAK
 Env. / Ins. : 23°C/54%
 Engineer : Leo-Li
 EUT : Notebook
 Power rating : DC 20V From Adapter Input AC 120V/60Hz
 Test Mode : IEEEE802.11a VHT80 CH155 5775MHz Tx
 M/N : RZ09-0168



Site no. : 3m Chamber Data no. : 96
 Dis. / Ant. : 3m 2014 3115 9607-4877 Ant. pol. : HORIZONTAL
 Limit : FCC PART 15C PEAK
 Env. / Ins. : 23°C/54%
 Engineer : Leo-Li
 EUT : Notebook
 Power rating : DC 20V From Adapter Input AC 120V/60Hz
 Test Mode : IEEEE802.11a VHT80 CH155 5775MHz Tx
 M/N : RZ09-0168

No.	Freq. (MHz)	Ant. Factor (dB/m)	Cable Loss factor (dB)	AMP (dB)	Reading (dBuV)	Emission Level (dBuV/m)	Limits (dBuV/m)	Margin (dB)	Remark
1	5775.000	34.41	9.91	35.10	89.64	98.86	74.00	-24.86	Peak
2	11550.000	39.02	14.58	35.31	30.15	48.44	54.00	5.56	Average
3	11550.000	39.02	14.58	35.31	45.36	63.65	74.00	10.35	Peak

Remarks: 1. Emission Level= Antenna Factor + Cable Loss + Reading - Amp Factor
 2. The emission levels that are 20dB below the official limit are not reported.

5. BAND EDGE COMPLIANCE TEST

5.1. Test Equipment

Item	Equipment	Manufacturer	Model No.	Serial No.	Last Cal.	Cal. Interval
1.	Amp	HP	8449B	3008A02495	Apr. 28,15	1 Year
2.	Horn Antenna	ETS	3115	9510-4877	Sep.20,14	1 Year
3.	HF Cable	Hubersuhner	Sucoflex104	274094/4	Apr. 28,15	1 Year
4.	RF Cable	Hubersuhner	Sucoflex102	28610/2	Apr. 28,15	1 Year

5.2. Limit

For transmitters operating in the band 5150-5250 MHz, all emissions outside the band 5150-5350 MHz shall not exceed -27 dBm/MHz e.i.r.p.

For devices with both operating frequencies and channel bandwidths contained within the band 5250-5350 MHz,

All emissions outside the band 5250-5350 MHz shall not exceed -27 dBm/MHz e.i.r.p.

For transmitters operating in the band 5470-5725MHz, Emissions outside the band 5470-5725 MHz shall not exceed -27 dBm/MHz e.i.r.p.

For the band 5725-5850 MHz, emissions at frequencies from the band edges to 10 MHz above or below the band edges shall not exceed -17 dBm/MHz e.i.r.p.

For emissions at frequencies more than 10 MHz above or below the band edges, the emissions power shall not exceed -27 dBm/MHz.

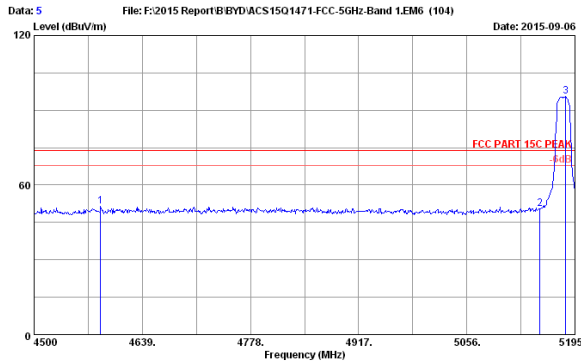
5.3. Test Produce

1. The EUT is placed on a turntable, which is 0.8m above the ground plane and worked at highest radiated power.
2. The turntable was rotated for 360 degrees to determine the position of maximum emission level.
3. EUT is set 3m away from the receiving antenna, which is varied from 1m to 4m to find out the highest emission.
4. Set the spectrum analyzer in the following setting in order to capture the lower and upper band-edges of the emission:
 - (a) PEAK: RBW=1MHz; VBW=3MHz; Sweep=AUTO
 - (b) AVERAGE: RBW=1MHz; VBW=10Hz; Sweep=AUTO
5. Per KDB789033 clause H 2)d).if the test distance is 3m, the EIRP(dBm)=E(dBuv/m)-95.2
Get the final compare with limit.

5.4. Test Results

Pass (The testing data was attached in the next pages.)

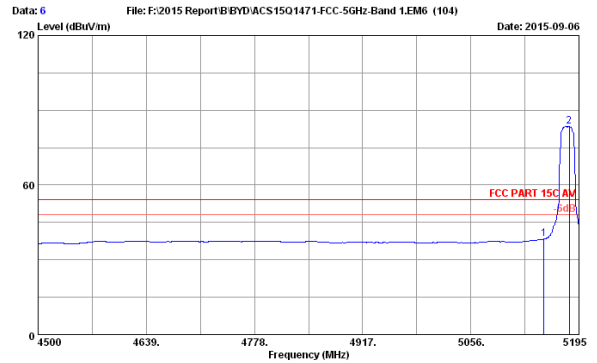
5180-5240MHz Band:



Site no. : 3m Chamber Data no. : 5
 Dis. / Ant. : 3m 2014 3115 9607-4877 Ant. pol. : VERTICAL
 Limit : FCC PART 15C PEAK
 Env. / Ins. : 23°C/54%
 Engineer : Leo-L1
 EUT : Notebook
 Power rating : DC 20V From Adapter Input AC 120V/60Hz
 Test Mode : IEEE802.11a CH36 5180MHz Tx
 M/N : RZ09-0168

No.	Freq. (MHz)	Ant. Factor (dB/m)	Cable Loss (dB)	AMP factor (dB)	Reading (dBuV)	Emission Level (dBuV/m)	Limits (dBuV/m)	Margin (dB)	Remark
1	4585.485	32.58	9.35	35.64	45.28	51.57	74.00	22.43	Peak
2	5149.825	33.68	9.62	35.38	42.69	50.61	74.00	23.39	Peak
3	5183.185	33.74	9.63	35.37	87.53	95.53	74.00	-21.53	Peak

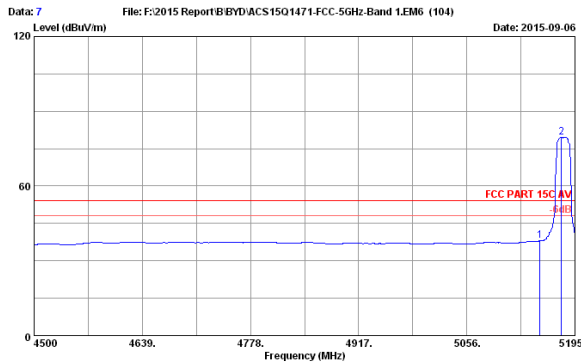
Remarks: 1. Emission Level= Antenna Factor + Cable Loss + Reading - Amp Factor
 2. The emission levels that are 20dB below the official limit are not reported.



Site no. : 3m Chamber Data no. : 6
 Dis. / Ant. : 3m 2014 3115 9607-4877 Ant. pol. : VERTICAL
 Limit : FCC PART 15C AV
 Env. / Ins. : 23°C/54%
 Engineer : Leo-L1
 EUT : Notebook
 Power rating : DC 20V From Adapter Input AC 120V/60Hz
 Test Mode : IEEE802.11a CH36 5180MHz Tx
 M/N : RZ09-0168

No.	Freq. (MHz)	Ant. Factor (dB/m)	Cable Loss (dB)	AMP factor (dB)	Reading (dBuV)	Emission Level (dBuV/m)	Limits (dBuV/m)	Margin (dB)	Remark
1	5150.000	33.68	9.62	35.38	30.37	38.29	54.00	15.71	Average
2	5182.490	33.74	9.63	35.37	75.55	83.55	54.00	-29.55	Average

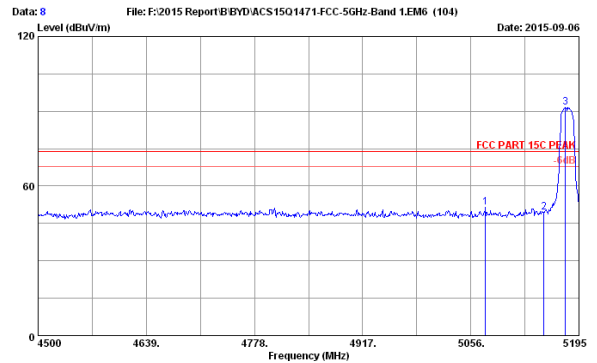
Remarks: 1. Emission Level= Antenna Factor + Cable Loss + Reading - Amp Factor
 2. The emission levels that are 20dB below the official limit are not reported.



Site no. : 3m Chamber Data no. : 7
 Dis. / Ant. : 3m 2014 3115 9607-4877 Ant. pol. : HORIZONTAL
 Limit : FCC PART 15C AV
 Env. / Ins. : 23°C/54%
 Engineer : Leo-L1
 EUT : Notebook
 Power rating : DC 20V From Adapter Input AC 120V/60Hz
 Test Mode : IEEE802.11a CH36 5180MHz Tx
 M/N : RZ09-0168

No.	Freq. (MHz)	Ant. Factor (dB/m)	Cable Loss (dB)	AMP factor (dB)	Reading (dBuV)	Emission Level (dBuV/m)	Limits (dBuV/m)	Margin (dB)	Remark
1	5150.000	33.68	9.62	35.38	30.06	37.98	54.00	16.02	Average
2	5177.625	33.73	9.63	35.37	71.71	79.70	54.00	-25.70	Average

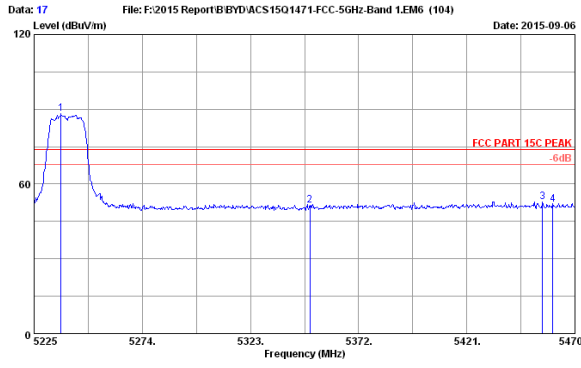
Remarks: 1. Emission Level= Antenna Factor + Cable Loss + Reading - Amp Factor
 2. The emission levels that are 20dB below the official limit are not reported.



Site no. : 3m Chamber Data no. : 8
 Dis. / Ant. : 3m 2014 3115 9607-4877 Ant. pol. : HORIZONTAL
 Limit : FCC PART 15C PEAK
 Env. / Ins. : 23°C/54%
 Engineer : Leo-L1
 EUT : Notebook
 Power rating : DC 20V From Adapter Input AC 120V/60Hz
 Test Mode : IEEE802.11a CH36 5180MHz Tx
 M/N : RZ09-0168

No.	Freq. (MHz)	Ant. Factor (dB/m)	Cable Loss (dB)	AMP factor (dB)	Reading (dBuV)	Emission Level (dBuV/m)	Limits (dBuV/m)	Margin (dB)	Remark
1	5074.765	33.54	9.58	35.42	43.76	51.46	74.00	22.54	Peak
2	5150.000	33.68	9.62	35.38	41.40	49.32	74.00	24.68	Peak
3	5177.625	33.73	9.63	35.37	83.69	91.68	74.00	-17.68	Peak

Remarks: 1. Emission Level= Antenna Factor + Cable Loss + Reading - Amp Factor
 2. The emission levels that are 20dB below the official limit are not reported.

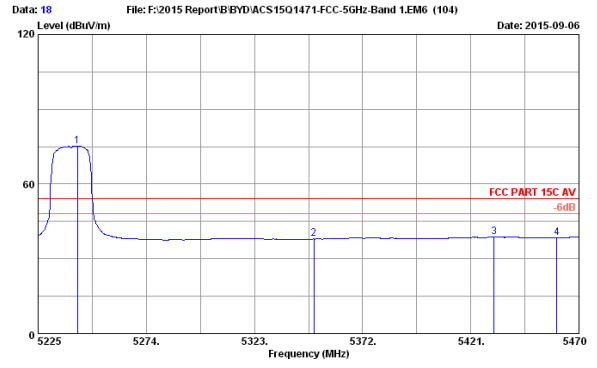


File: F:\2015 Report\BYD\ACS1501471-FCC-5GHz-Band 1EM6 (104) Date: 2015-09-06

Site no. : 3m Chamber Data no. : 17
 Dis. / Ant. : 3m 2014 3115 9607-4877 Ant. pol. : HORIZONTAL
 Limit : FCC PART 15C PEAK
 Env. / Ins. : 23°C/54"
 Engineer : Leo-Li
 EUT : Notebook
 Power rating : DC 20V From Adapter Input AC 120V/60Hz
 Test Mode : IEEE802.11a CH48 5240MHz Tx
 M/N : RZ09-0168

No.	Freq. (MHz)	Ant. Factor (dB/m)	Cable Loss (dB)	AMP factor (dB)	Reading (dBuV)	Emission Level (dBuV/m)	Limits (dBuV/m)	Margin (dB)	Remark
1	5237.250	33.84	9.66	35.35	80.05	86.20	74.00	-14.20	Peak
2	5350.000	34.04	9.71	35.29	42.88	51.34	74.00	22.66	Peak
3	5455.300	34.22	9.76	35.25	49.15	52.88	74.00	21.12	Peak
4	5460.000	34.23	9.76	35.25	43.09	51.83	74.00	22.17	Peak

Remarks: 1. Emission Level= Antenna Factor + Cable Loss + Reading - Amp Factor
 2. The emission levels that are 20dB below the official limit are not reported.

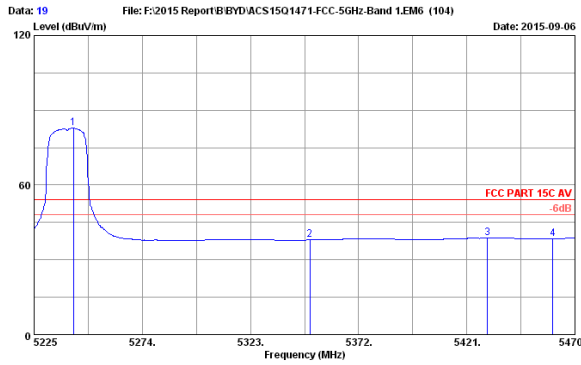


File: F:\2015 Report\BYD\ACS1501471-FCC-5GHz-Band 1EM6 (104) Date: 2015-09-06

Site no. : 3m Chamber Data no. : 18
 Dis. / Ant. : 3m 2014 3115 9607-4877 Ant. pol. : HORIZONTAL
 Limit : FCC PART 15C AV
 Env. / Ins. : 23°C/54"
 Engineer : Leo-Li
 EUT : Notebook
 Power rating : DC 20V From Adapter Input AC 120V/60Hz
 Test Mode : IEEE802.11a CH48 5240MHz Tx
 M/N : RZ09-0168

No.	Freq. (MHz)	Ant. Factor (dB/m)	Cable Loss (dB)	AMP factor (dB)	Reading (dBuV)	Emission Level (dBuV/m)	Limits (dBuV/m)	Margin (dB)	Remark
1	5242.885	33.85	9.66	35.34	67.18	75.35	54.00	-21.35	Average
2	5350.000	34.04	9.71	35.29	29.50	37.96	54.00	16.04	Average
3	5431.535	34.18	9.75	35.26	30.06	38.73	54.00	15.27	Average
4	5460.000	34.23	9.76	35.25	29.78	38.52	54.00	15.48	Average

Remarks: 1. Emission Level= Antenna Factor + Cable Loss + Reading - Amp Factor
 2. The emission levels that are 20dB below the official limit are not reported.

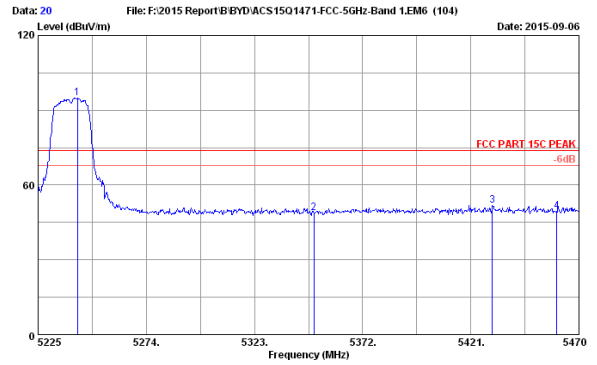


File: F:\2015 Report\BYD\ACS1501471-FCC-5GHz-Band 1EM6 (104) Date: 2015-09-06

Site no. : 3m Chamber Data no. : 19
 Dis. / Ant. : 3m 2014 3115 9607-4877 Ant. pol. : VERTICAL
 Limit : FCC PART 15C AV
 Env. / Ins. : 23°C/54"
 Engineer : Leo-Li
 EUT : Notebook
 Power rating : DC 20V From Adapter Input AC 120V/60Hz
 Test Mode : IEEE802.11a CH48 5240MHz Tx
 M/N : RZ09-0168

No.	Freq. (MHz)	Ant. Factor (dB/m)	Cable Loss (dB)	AMP factor (dB)	Reading (dBuV)	Emission Level (dBuV/m)	Limits (dBuV/m)	Margin (dB)	Remark
1	5242.885	33.85	9.66	35.34	74.61	82.78	54.00	-28.78	Average
2	5350.000	34.04	9.71	35.29	29.55	38.01	54.00	15.99	Average
3	5430.310	34.18	9.75	35.26	30.07	38.74	54.00	15.26	Average
4	5460.000	34.23	9.76	35.25	29.79	38.53	54.00	15.47	Average

Remarks: 1. Emission Level= Antenna Factor + Cable Loss + Reading - Amp Factor
 2. The emission levels that are 20dB below the official limit are not reported.

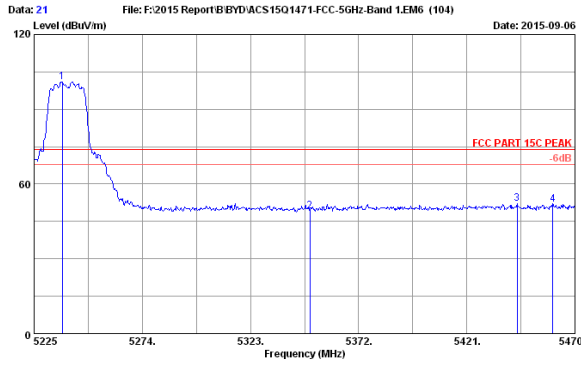


File: F:\2015 Report\BYD\ACS1501471-FCC-5GHz-Band 1EM6 (104) Date: 2015-09-06

Site no. : 3m Chamber Data no. : 20
 Dis. / Ant. : 3m 2014 3115 9607-4877 Ant. pol. : VERTICAL
 Limit : FCC PART 15C PEAK
 Env. / Ins. : 23°C/54"
 Engineer : Leo-Li
 EUT : Notebook
 Power rating : DC 20V From Adapter Input AC 120V/60Hz
 Test Mode : IEEE802.11nHT20 CH48 5240MHz Tx
 M/N : RZ09-0168

No.	Freq. (MHz)	Ant. Factor (dB/m)	Cable Loss (dB)	AMP factor (dB)	Reading (dBuV)	Emission Level (dBuV/m)	Limits (dBuV/m)	Margin (dB)	Remark
1	5242.885	33.85	9.66	35.34	86.81	94.98	74.00	-20.98	Peak
2	5350.000	34.04	9.71	35.29	40.36	48.82	74.00	25.18	Peak
3	5430.800	34.18	9.75	35.26	43.15	51.82	74.00	22.18	Peak
4	5460.000	34.23	9.76	35.25	40.67	49.41	74.00	24.59	Peak

Remarks: 1. Emission Level= Antenna Factor + Cable Loss + Reading - Amp Factor
 2. The emission levels that are 20dB below the official limit are not reported.

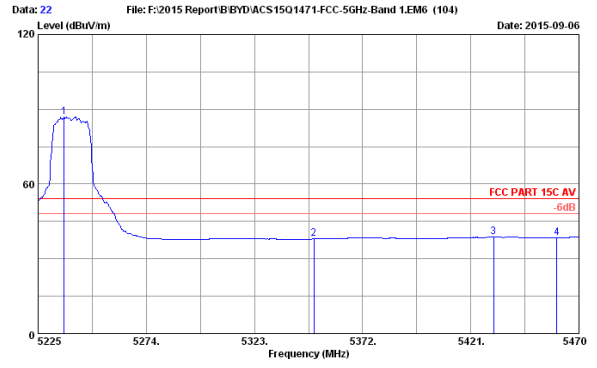


File: F:\2015 Report\BYD\ACS1501471-FCC-5GHz-Band 1EM6 (104) Date: 2015-09-06

Site no. : 3m Chamber Data no. : 21
 Dis. / Ant. : 3m 2014 3115 9607-4877 Ant. pol. : VERTICAL
 Limit : FCC PART 15C PEAK
 Env. / Ins. : 23°C/54"
 Engineer : Leo-Li
 EUT : Notebook
 Power rating : DC 20V From Adapter Input AC 120V/60Hz
 Test Mode : IEEEE02.1inHT20 CH48 S240MHz Tx
 M/N : RZ09-0168

No.	Freq. (MHz)	Ant. Factor (dB/m)	Cable Loss (dB)	AMP factor (dB)	Reading (dBuV)	Emission Level (dBuV/m)	Limits (dBuV/m)	Margin (dB)	Remark
1	5237.740	33.84	9.66	35.34	92.85	101.01	74.00	-27.01	Peak
2	5350.000	34.04	9.71	35.29	40.73	49.19	74.00	24.81	Peak
3	5443.785	34.20	9.75	35.25	43.46	52.16	74.00	21.84	Peak
4	5460.000	34.23	9.76	35.25	43.17	51.91	74.00	22.09	Peak

Remarks: 1. Emission Level= Antenna Factor + Cable Loss + Reading - Amp Factor
 2. The emission levels that are 20dB below the official limit are not reported.

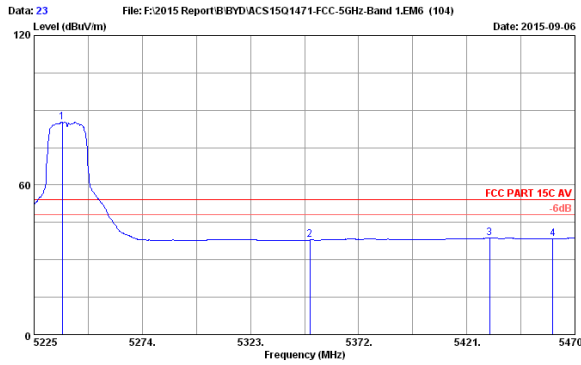


File: F:\2015 Report\BYD\ACS1501471-FCC-5GHz-Band 1EM6 (104) Date: 2015-09-06

Site no. : 3m Chamber Data no. : 22
 Dis. / Ant. : 3m 2014 3115 9607-4877 Ant. pol. : VERTICAL
 Limit : FCC PART 15C AV
 Env. / Ins. : 23°C/54"
 Engineer : Leo-Li
 EUT : Notebook
 Power rating : DC 20V From Adapter Input AC 120V/60Hz
 Test Mode : IEEEE02.1inHT20 CH48 S240MHz Tx
 M/N : RZ09-0168

No.	Freq. (MHz)	Ant. Factor (dB/m)	Cable Loss (dB)	AMP factor (dB)	Reading (dBuV)	Emission Level (dBuV/m)	Limits (dBuV/m)	Margin (dB)	Remark
1	5236.760	33.84	9.66	35.35	78.86	87.01	54.00	-33.01	Average
2	5350.000	34.04	9.71	35.29	29.53	37.99	54.00	16.01	Average
3	5431.290	34.18	9.75	35.26	30.05	38.72	54.00	15.28	Average
4	5460.000	34.23	9.76	35.25	29.75	38.49	54.00	15.51	Average

Remarks: 1. Emission Level= Antenna Factor + Cable Loss + Reading - Amp Factor
 2. The emission levels that are 20dB below the official limit are not reported.

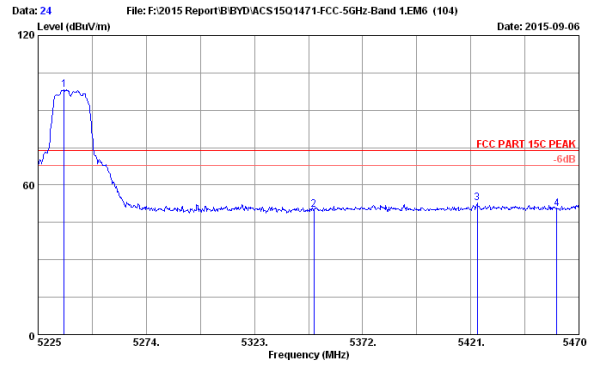


File: F:\2015 Report\BYD\ACS1501471-FCC-5GHz-Band 1EM6 (104) Date: 2015-09-06

Site no. : 3m Chamber Data no. : 23
 Dis. / Ant. : 3m 2014 3115 9607-4877 Ant. pol. : HORIZONTAL
 Limit : FCC PART 15C AV
 Env. / Ins. : 23°C/54"
 Engineer : Leo-Li
 EUT : Notebook
 Power rating : DC 20V From Adapter Input AC 120V/60Hz
 Test Mode : IEEEE02.1inHT20 CH48 S240MHz Tx
 M/N : RZ09-0168

No.	Freq. (MHz)	Ant. Factor (dB/m)	Cable Loss (dB)	AMP factor (dB)	Reading (dBuV)	Emission Level (dBuV/m)	Limits (dBuV/m)	Margin (dB)	Remark
1	5237.740	33.84	9.66	35.34	77.18	85.34	54.00	-31.34	Average
2	5350.000	34.04	9.71	35.29	29.48	37.94	54.00	16.06	Average
3	5431.290	34.18	9.75	35.26	30.02	38.69	54.00	15.31	Average
4	5460.000	34.23	9.76	35.25	29.74	38.48	54.00	15.52	Average

Remarks: 1. Emission Level= Antenna Factor + Cable Loss + Reading - Amp Factor
 2. The emission levels that are 20dB below the official limit are not reported.

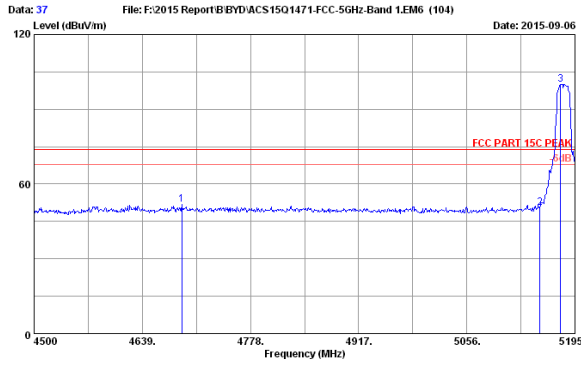


File: F:\2015 Report\BYD\ACS1501471-FCC-5GHz-Band 1EM6 (104) Date: 2015-09-06

Site no. : 3m Chamber Data no. : 24
 Dis. / Ant. : 3m 2014 3115 9607-4877 Ant. pol. : HORIZONTAL
 Limit : FCC PART 15C PEAK
 Env. / Ins. : 23°C/54"
 Engineer : Leo-Li
 EUT : Notebook
 Power rating : DC 20V From Adapter Input AC 120V/60Hz
 Test Mode : IEEEE02.1inHT20 CH48 S240MHz Tx
 M/N : RZ09-0168

No.	Freq. (MHz)	Ant. Factor (dB/m)	Cable Loss (dB)	AMP factor (dB)	Reading (dBuV)	Emission Level (dBuV/m)	Limits (dBuV/m)	Margin (dB)	Remark
1	5236.760	33.84	9.66	35.35	90.17	98.32	74.00	-24.32	Peak
2	5350.000	34.04	9.71	35.29	41.83	50.29	74.00	23.71	Peak
3	5423.940	34.17	9.74	35.26	44.06	52.71	74.00	21.29	Peak
4	5460.000	34.23	9.76	35.25	41.90	50.64	74.00	23.36	Peak

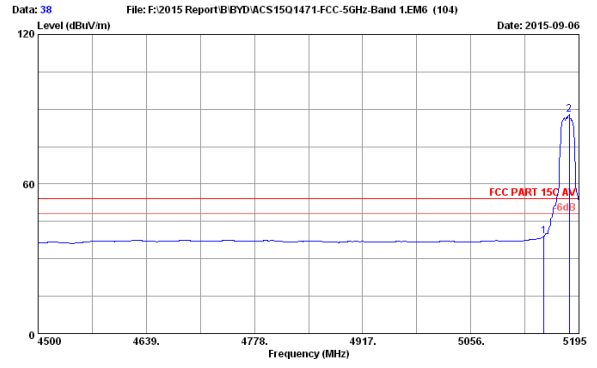
Remarks: 1. Emission Level= Antenna Factor + Cable Loss + Reading - Amp Factor
 2. The emission levels that are 20dB below the official limit are not reported.



Site no. : 3m Chamber Data no. : 37
 Dis. / Ant. : 3m 2014 3115 9607-4877 Ant. pol. : HORIZONTAL
 Limit : FCC PART 15C PEAK
 Env. / Ins. : 23°C/54"
 Engineer : Leo-Li
 EUT : Notebook
 Power rating : DC 20V From Adapter Input AC 120V/60Hz
 Test Mode : IEEEE02.11nHT20 CH36 5180MHz Tx
 M/N : RZ09-0168

No.	Freq. (MHz)	Ant. Factor (dB/m)	Cable Loss (dB)	AMP factor (dB)	Reading (dBuV)	Emission Level (dBuV/m)	Limits (dBuV/m)	Margin (dB)	Remark
1	4689.735	32.79	9.40	35.58	45.29	51.90	74.00	22.10	Peak
2	5150.000	33.68	9.62	35.38	42.59	50.51	74.00	23.49	Peak
3	5176.235	33.73	9.63	35.37	92.05	100.04	74.00	-26.04	Peak

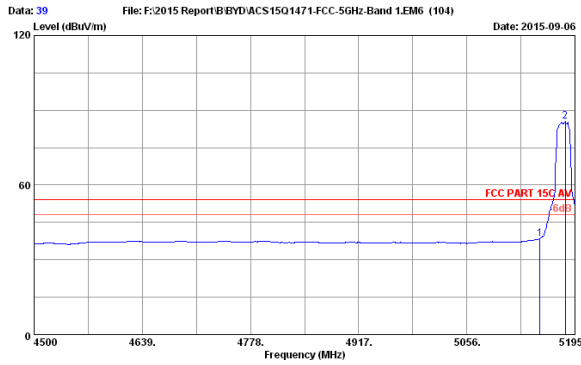
Remarks: 1. Emission Level= Antenna Factor + Cable Loss + Reading - Amp Factor
 2. The emission levels that are 20dB below the official limit are not reported.



Site no. : 3m Chamber Data no. : 38
 Dis. / Ant. : 3m 2014 3115 9607-4877 Ant. pol. : HORIZONTAL
 Limit : FCC PART 15C AV
 Env. / Ins. : 23°C/54"
 Engineer : Leo-Li
 EUT : Notebook
 Power rating : DC 20V From Adapter Input AC 120V/60Hz
 Test Mode : IEEEE02.11nHT20 CH36 5180MHz Tx
 M/N : RZ09-0168

No.	Freq. (MHz)	Ant. Factor (dB/m)	Cable Loss (dB)	AMP factor (dB)	Reading (dBuV)	Emission Level (dBuV/m)	Limits (dBuV/m)	Margin (dB)	Remark
1	5150.000	33.68	9.62	35.38	31.16	39.05	54.00	14.92	Average
2	5182.490	33.74	9.63	35.37	79.97	87.97	54.00	-33.97	Average

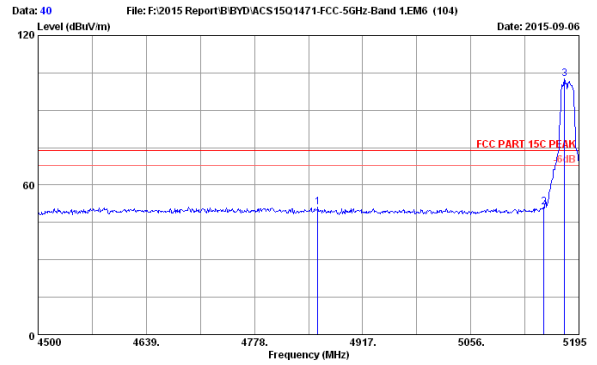
Remarks: 1. Emission Level= Antenna Factor + Cable Loss + Reading - Amp Factor
 2. The emission levels that are 20dB below the official limit are not reported.



Site no. : 3m Chamber Data no. : 39
 Dis. / Ant. : 3m 2014 3115 9607-4877 Ant. pol. : VERTICAL
 Limit : FCC PART 15C AV
 Env. / Ins. : 23°C/54"
 Engineer : Leo-Li
 EUT : Notebook
 Power rating : DC 20V From Adapter Input AC 120V/60Hz
 Test Mode : IEEEE02.11nHT20 CH36 5180MHz Tx
 M/N : RZ09-0168

No.	Freq. (MHz)	Ant. Factor (dB/m)	Cable Loss (dB)	AMP factor (dB)	Reading (dBuV)	Emission Level (dBuV/m)	Limits (dBuV/m)	Margin (dB)	Remark
1	5150.000	33.68	9.62	35.38	30.67	38.59	54.00	15.41	Average
2	5182.490	33.74	9.63	35.37	77.46	85.46	54.00	-31.46	Average

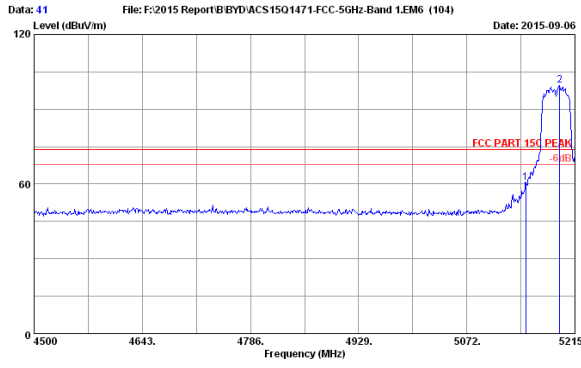
Remarks: 1. Emission Level= Antenna Factor + Cable Loss + Reading - Amp Factor
 2. The emission levels that are 20dB below the official limit are not reported.



Site no. : 3m Chamber Data no. : 40
 Dis. / Ant. : 3m 2014 3115 9607-4877 Ant. pol. : VERTICAL
 Limit : FCC PART 15C PEAK
 Env. / Ins. : 23°C/54"
 Engineer : Leo-Li
 EUT : Notebook
 Power rating : DC 20V From Adapter Input AC 120V/60Hz
 Test Mode : IEEEE02.11nHT20 CH36 5180MHz Tx
 M/N : RZ09-0168

No.	Freq. (MHz)	Ant. Factor (dB/m)	Cable Loss (dB)	AMP factor (dB)	Reading (dBuV)	Emission Level (dBuV/m)	Limits (dBuV/m)	Margin (dB)	Remark
1	4899.315	33.13	9.48	35.52	43.94	51.03	74.00	22.97	Peak
2	5150.000	33.68	9.62	35.38	43.10	51.02	74.00	22.98	Peak
3	5176.235	33.73	9.63	35.37	94.70	102.69	74.00	-28.69	Peak

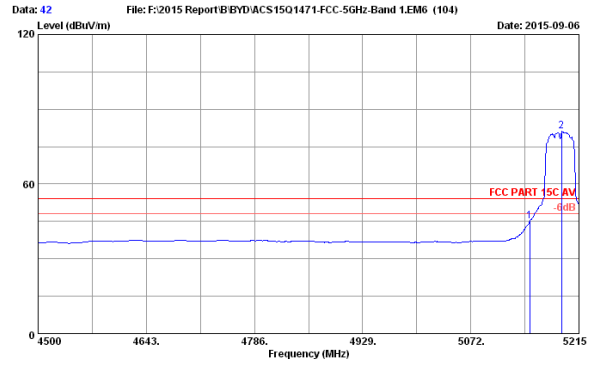
Remarks: 1. Emission Level= Antenna Factor + Cable Loss + Reading - Amp Factor
 2. The emission levels that are 20dB below the official limit are not reported.



Site no. : 3m Chamber Data no. : 41
 Dis. / Ant. : 3m 2014 3115 9607-4877 Ant. pol. : VERTICAL
 Limit : FCC PART 15C PEAK
 Env. / Ins. : 23°C/54%
 Engineer : Leo-Li
 EUT : Notebook
 Power rating : DC 20V From Adapter Input AC 120V/60Hz
 Test Mode : IEEEE802.11nHT40 CH38 5190MHz Tx
 M/N : RZ09-0168

No.	Freq. (MHz)	Ant. Factor (dB/m)	Cable Loss (dB)	AMP factor (dB)	Reading (dBuV)	Emission Level (dBuV/m)	Limits (dBuV/m)	Margin (dB)	Remark
1	5150.000	33.68	9.62	35.38	52.72	60.64	74.00	13.36	Peak
2	5194.980	33.76	9.63	35.36	91.71	99.74	74.00	-25.74	Peak

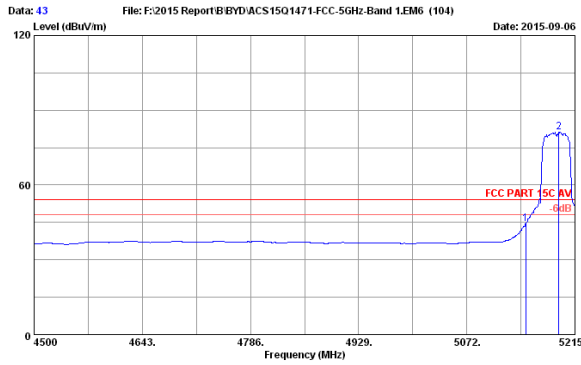
Remarks: 1. Emission Level= Antenna Factor + Cable Loss + Reading - Amp Factor
 2. The emission levels that are 20dB below the official limit are not reported.



Site no. : 3m Chamber Data no. : 42
 Dis. / Ant. : 3m 2014 3115 9607-4877 Ant. pol. : VERTICAL
 Limit : FCC PART 15C AV
 Env. / Ins. : 23°C/54%
 Engineer : Leo-Li
 EUT : Notebook
 Power rating : DC 20V From Adapter Input AC 120V/60Hz
 Test Mode : IEEEE802.11nHT40 CH38 5190MHz Tx
 M/N : RZ09-0168

No.	Freq. (MHz)	Ant. Factor (dB/m)	Cable Loss (dB)	AMP factor (dB)	Reading (dBuV)	Emission Level (dBuV/m)	Limits (dBuV/m)	Margin (dB)	Remark
1	5150.000	33.68	9.62	35.38	37.29	45.21	54.00	8.79	Average
2	5192.120	33.76	9.63	35.36	73.05	81.06	54.00	-27.06	Average

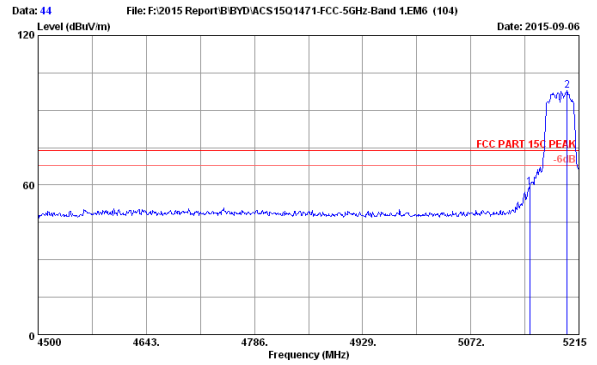
Remarks: 1. Emission Level= Antenna Factor + Cable Loss + Reading - Amp Factor
 2. The emission levels that are 20dB below the official limit are not reported.



Site no. : 3m Chamber Data no. : 43
 Dis. / Ant. : 3m 2014 3115 9607-4877 Ant. pol. : HORIZONTAL
 Limit : FCC PART 15C AV
 Env. / Ins. : 23°C/54%
 Engineer : Leo-Li
 EUT : Notebook
 Power rating : DC 20V From Adapter Input AC 120V/60Hz
 Test Mode : IEEEE802.11nHT40 CH38 5190MHz Tx
 M/N : RZ09-0168

No.	Freq. (MHz)	Ant. Factor (dB/m)	Cable Loss (dB)	AMP factor (dB)	Reading (dBuV)	Emission Level (dBuV/m)	Limits (dBuV/m)	Margin (dB)	Remark
1	5150.000	33.68	9.62	35.38	36.61	44.53	54.00	9.47	Average
2	5193.550	33.76	9.63	35.36	73.29	81.32	54.00	-27.32	Average

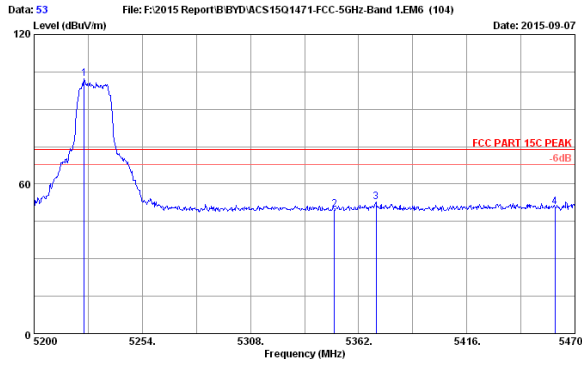
Remarks: 1. Emission Level= Antenna Factor + Cable Loss + Reading - Amp Factor
 2. The emission levels that are 20dB below the official limit are not reported.



Site no. : 3m Chamber Data no. : 44
 Dis. / Ant. : 3m 2014 3115 9607-4877 Ant. pol. : HORIZONTAL
 Limit : FCC PART 15C PEAK
 Env. / Ins. : 23°C/54%
 Engineer : Leo-Li
 EUT : Notebook
 Power rating : DC 20V From Adapter Input AC 120V/60Hz
 Test Mode : IEEEE802.11nHT40 CH38 5190MHz Tx
 M/N : RZ09-0168

No.	Freq. (MHz)	Ant. Factor (dB/m)	Cable Loss (dB)	AMP factor (dB)	Reading (dBuV)	Emission Level (dBuV/m)	Limits (dBuV/m)	Margin (dB)	Remark
1	5150.000	33.68	9.62	35.38	51.36	59.28	74.00	14.72	Peak
2	5193.270	33.77	9.64	35.36	89.85	97.90	74.00	-23.90	Peak

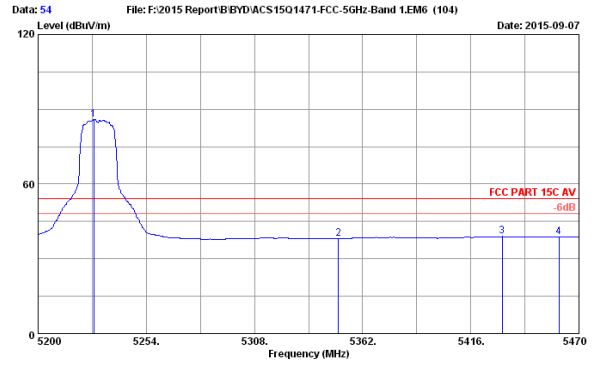
Remarks: 1. Emission Level= Antenna Factor + Cable Loss + Reading - Amp Factor
 2. The emission levels that are 20dB below the official limit are not reported.



Site no. : 3m Chamber Data no. : 53
 Dis. / Ant. : 3m 2014 3115 9607-4877 Ant. pol. : VERTICAL
 Limit : FCC PART 15C PEAK
 Env. / Ins. : 23°C/54%
 Engineer : Leo-Li
 EUT : Notebook
 Power rating : DC 20V From Adapter Input AC 120V/60Hz
 Test Mode : IEEEE02.1inHT40 CH46 5230MHz Tx
 M/N : RZ09-0168

No.	Freq. (MHz)	Ant. Factor (dB/m)	Cable Loss (dB)	AMP factor (dB)	Reading (dBuV)	Emission Level (dBuV/m)	Limits (dBuV/m)	Margin (dB)	Remark
1	5225.110	33.82	9.65	35.35	94.02	102.14	74.00	-28.14	Peak
2	5350.000	34.04	9.71	35.29	41.44	49.90	74.00	24.10	Peak
3	5370.640	34.08	9.72	35.28	44.22	52.74	74.00	21.26	Peak
4	5460.000	34.23	9.76	35.25	41.91	50.65	74.00	23.35	Peak

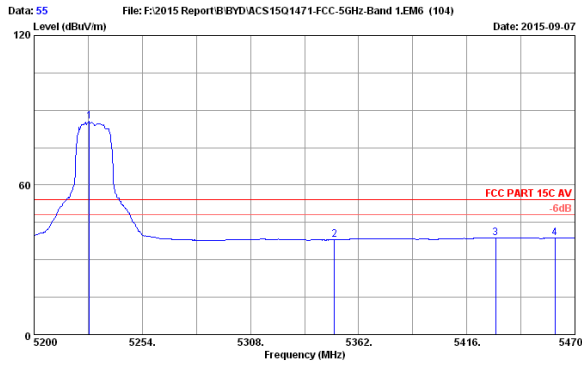
Remarks: 1. Emission Level= Antenna Factor + Cable Loss + Reading - Amp Factor
 2. The emission levels that are 20dB below the official limit are not reported.



Site no. : 3m Chamber Data no. : 54
 Dis. / Ant. : 3m 2014 3115 9607-4877 Ant. pol. : VERTICAL
 Limit : FCC PART 15C AV
 Env. / Ins. : 23°C/54%
 Engineer : Leo-Li
 EUT : Notebook
 Power rating : DC 20V From Adapter Input AC 120V/60Hz
 Test Mode : IEEEE02.1inHT40 CH46 5230MHz Tx
 M/N : RZ09-0168

No.	Freq. (MHz)	Ant. Factor (dB/m)	Cable Loss (dB)	AMP factor (dB)	Reading (dBuV)	Emission Level (dBuV/m)	Limits (dBuV/m)	Margin (dB)	Remark
1	5227.810	33.82	9.65	35.35	77.76	85.88	54.00	-31.88	Average
2	5350.000	34.04	9.71	35.29	29.72	38.18	54.00	15.82	Average
3	5431.660	34.18	9.75	35.26	30.28	38.95	54.00	15.05	Average
4	5460.000	34.23	9.76	35.25	29.98	38.72	54.00	15.28	Average

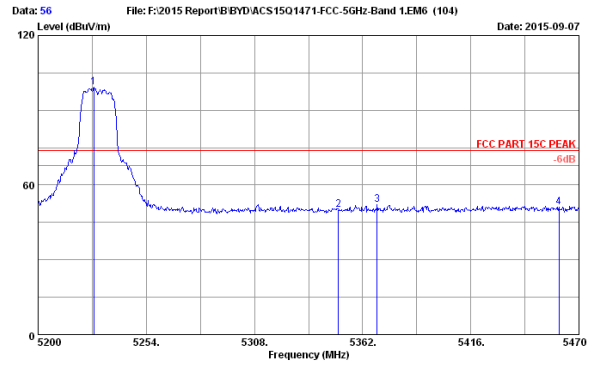
Remarks: 1. Emission Level= Antenna Factor + Cable Loss + Reading - Amp Factor
 2. The emission levels that are 20dB below the official limit are not reported.



Site no. : 3m Chamber Data no. : 55
 Dis. / Ant. : 3m 2014 3115 9607-4877 Ant. pol. : HORIZONTAL
 Limit : FCC PART 15C AV
 Env. / Ins. : 23°C/54%
 Engineer : Leo-Li
 EUT : Notebook
 Power rating : DC 20V From Adapter Input AC 120V/60Hz
 Test Mode : IEEEE02.1inHT40 CH46 5230MHz Tx
 M/N : RZ09-0168

No.	Freq. (MHz)	Ant. Factor (dB/m)	Cable Loss (dB)	AMP factor (dB)	Reading (dBuV)	Emission Level (dBuV/m)	Limits (dBuV/m)	Margin (dB)	Remark
1	5227.540	33.82	9.65	35.35	77.29	85.41	54.00	-31.41	Average
2	5350.000	34.04	9.71	35.29	29.65	38.11	54.00	15.89	Average
3	5430.310	34.18	9.75	35.26	30.24	38.91	54.00	15.09	Average
4	5460.000	34.23	9.76	35.25	29.89	38.63	54.00	15.37	Average

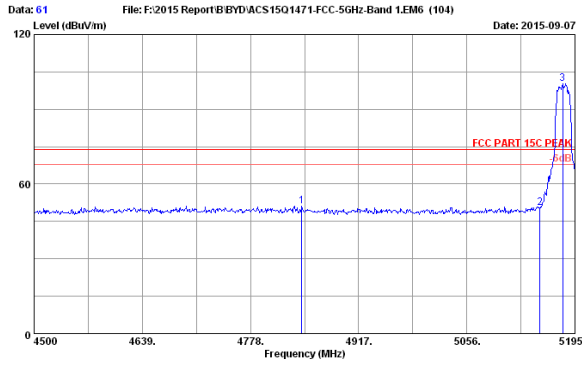
Remarks: 1. Emission Level= Antenna Factor + Cable Loss + Reading - Amp Factor
 2. The emission levels that are 20dB below the official limit are not reported.



Site no. : 3m Chamber Data no. : 56
 Dis. / Ant. : 3m 2014 3115 9607-4877 Ant. pol. : HORIZONTAL
 Limit : FCC PART 15C PEAK
 Env. / Ins. : 23°C/54%
 Engineer : Leo-Li
 EUT : Notebook
 Power rating : DC 20V From Adapter Input AC 120V/60Hz
 Test Mode : IEEEE02.1inHT40 CH46 5230MHz Tx
 M/N : RZ09-0168

No.	Freq. (MHz)	Ant. Factor (dB/m)	Cable Loss (dB)	AMP factor (dB)	Reading (dBuV)	Emission Level (dBuV/m)	Limits (dBuV/m)	Margin (dB)	Remark
1	5227.810	33.82	9.65	35.35	91.27	99.39	74.00	-25.39	Peak
2	5350.000	34.04	9.71	35.29	41.67	50.13	74.00	23.87	Peak
3	5369.290	34.07	9.72	35.28	43.58	52.09	74.00	21.91	Peak
4	5460.000	34.23	9.76	35.25	42.26	51.00	74.00	23.00	Peak

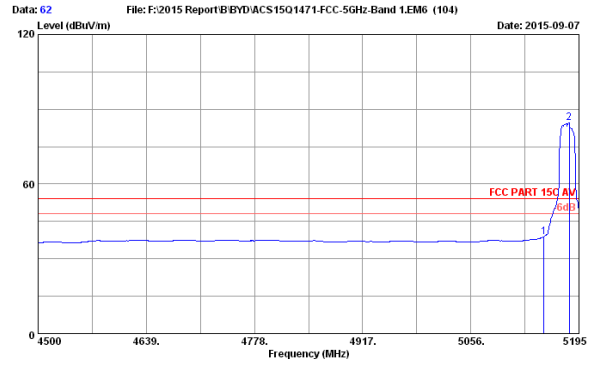
Remarks: 1. Emission Level= Antenna Factor + Cable Loss + Reading - Amp Factor
 2. The emission levels that are 20dB below the official limit are not reported.



Site no. : 3m Chamber Data no. : 61
 Dis. / Ant. : 3m 2014 3115 9607-4877 Ant. pol. : VERTICAL
 Limit : FCC PART 15C PEAK
 Env. / Ins. : 23°C/54"
 Engineer : Leo-Li
 EUT : Notebook
 Power rating : DC 20V From Adapter Input AC 120V/60Hz
 Test Mode : IEEEE02.11a VHT20 CH36 5180MHz Tx
 M/N : RZ09-0168

No.	Freq. (MHz)	Ant. Factor (dB/m)	Cable Loss (dB)	AMP Loss factor (dB)	Reading (dBuV)	Emission Level (dBuV/m)	Limits (dBuV/m)	Margin (dB)	Remark
1	4844.025	33.10	9.47	35.52	44.11	51.16	74.00	22.84	Peak
2	5150.000	33.68	9.62	35.38	42.43	50.35	74.00	23.65	Peak
3	5179.015	33.73	9.63	35.37	92.39	100.38	74.00	-26.38	Peak

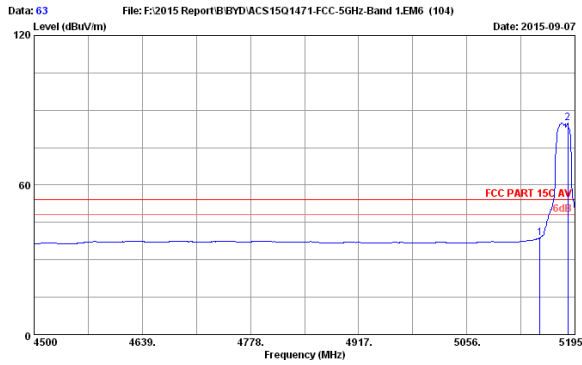
Remarks: 1. Emission Level= Antenna Factor + Cable Loss + Reading - Amp Factor
 2. The emission levels that are 20dB below the official limit are not reported.



Site no. : 3m Chamber Data no. : 62
 Dis. / Ant. : 3m 2014 3115 9607-4877 Ant. pol. : VERTICAL
 Limit : FCC PART 15C AV
 Env. / Ins. : 23°C/54"
 Engineer : Leo-Li
 EUT : Notebook
 Power rating : DC 20V From Adapter Input AC 120V/60Hz
 Test Mode : IEEEE02.11a VHT20 CH36 5180MHz Tx
 M/N : RZ09-0168

No.	Freq. (MHz)	Ant. Factor (dB/m)	Cable Loss (dB)	AMP Loss factor (dB)	Reading (dBuV)	Emission Level (dBuV/m)	Limits (dBuV/m)	Margin (dB)	Remark
1	5150.000	33.68	9.62	35.38	30.96	38.88	54.00	15.12	Average
2	5182.490	33.74	9.63	35.37	76.69	84.69	54.00	-30.69	Average

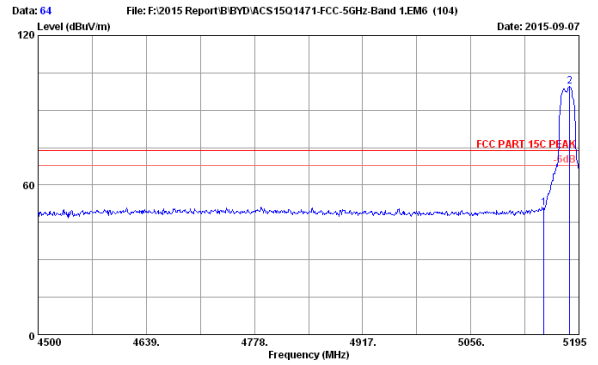
Remarks: 1. Emission Level= Antenna Factor + Cable Loss + Reading - Amp Factor
 2. The emission levels that are 20dB below the official limit are not reported.



Site no. : 3m Chamber Data no. : 63
 Dis. / Ant. : 3m 2014 3115 9607-4877 Ant. pol. : HORIZONTAL
 Limit : FCC PART 15C AV
 Env. / Ins. : 23°C/54"
 Engineer : Leo-Li
 EUT : Notebook
 Power rating : DC 20V From Adapter Input AC 120V/60Hz
 Test Mode : IEEEE02.11a VHT20 CH36 5180MHz Tx
 M/N : RZ09-0168

No.	Freq. (MHz)	Ant. Factor (dB/m)	Cable Loss (dB)	AMP Loss factor (dB)	Reading (dBuV)	Emission Level (dBuV/m)	Limits (dBuV/m)	Margin (dB)	Remark
1	5150.000	33.68	9.62	35.38	30.80	38.72	54.00	15.28	Average
2	5185.965	33.74	9.63	35.37	76.85	84.85	54.00	-30.85	Average

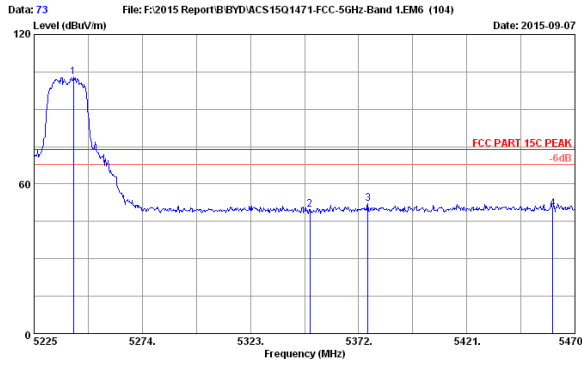
Remarks: 1. Emission Level= Antenna Factor + Cable Loss + Reading - Amp Factor
 2. The emission levels that are 20dB below the official limit are not reported.



Site no. : 3m Chamber Data no. : 64
 Dis. / Ant. : 3m 2014 3115 9607-4877 Ant. pol. : HORIZONTAL
 Limit : FCC PART 15C PEAK
 Env. / Ins. : 23°C/54"
 Engineer : Leo-Li
 EUT : Notebook
 Power rating : DC 20V From Adapter Input AC 120V/60Hz
 Test Mode : IEEEE02.11a VHT20 CH36 5180MHz Tx
 M/N : RZ09-0168

No.	Freq. (MHz)	Ant. Factor (dB/m)	Cable Loss (dB)	AMP Loss factor (dB)	Reading (dBuV)	Emission Level (dBuV/m)	Limits (dBuV/m)	Margin (dB)	Remark
1	5150.000	33.68	9.62	35.38	42.96	50.88	74.00	23.12	Peak
2	5183.185	33.74	9.63	35.37	91.59	99.59	74.00	-25.59	Peak

Remarks: 1. Emission Level= Antenna Factor + Cable Loss + Reading - Amp Factor
 2. The emission levels that are 20dB below the official limit are not reported.

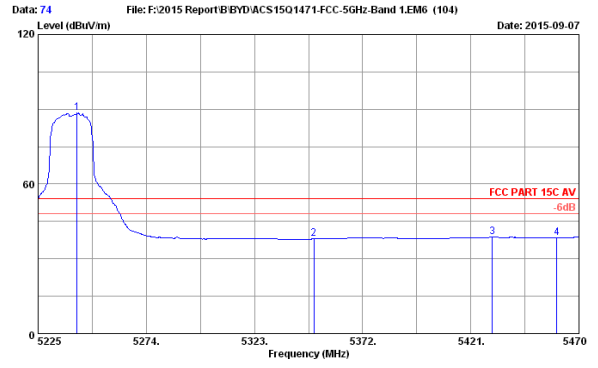


File: F:\2015 Report\BYD\ACS1501471-FCC-5GHz-Band 1EM6 (104) Date: 2015-09-07

Site no. : 3m Chamber Data no. : 73
 Dis. / Ant. : 3m 2014 3115 9607-4877 Ant. pol. : VERTICAL
 Limit : FCC PART 15C PEAK
 Env. / Ins. : 23°C/54°
 Engineer : Leo-Li
 EUT : Notebook
 Power rating : DC 20V From Adapter Input AC 120V/60Hz
 Test Mode : IEEE802.11a VHT20 CH48 5240MHz Tx
 M/N : RZ09-0168

No.	Freq. (MHz)	Ant. Factor (dB/m)	Cable Loss (dB)	AMP factor (dB)	Reading (dBuV)	Emission Level (dBuV/m)	Limits (dBuV/m)	Margin (dB)	Remark
1	5242.885	33.85	9.66	35.34	94.72	102.89	74.00	-28.89	Peak
2	5350.000	34.04	9.71	35.29	41.28	49.74	74.00	24.26	Peak
3	5376.165	34.08	9.73	35.28	43.50	52.03	74.00	21.97	Peak
4	5460.000	34.23	9.76	35.25	41.56	50.30	74.00	23.70	Peak

Remarks: 1. Emission Level= Antenna Factor + Cable Loss + Reading - Amp Factor
 2. The emission levels that are 20dB below the official limit are not reported.

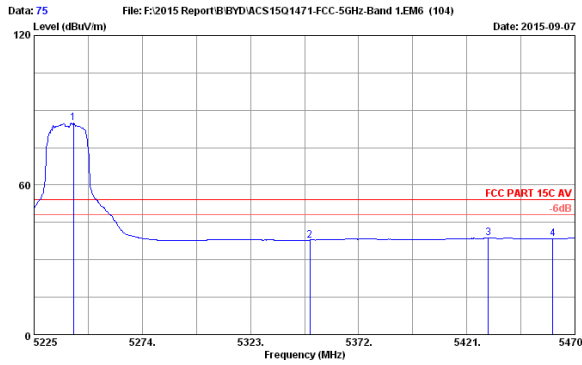


File: F:\2015 Report\BYD\ACS1501471-FCC-5GHz-Band 1EM6 (104) Date: 2015-09-07

Site no. : 3m Chamber Data no. : 74
 Dis. / Ant. : 3m 2014 3115 9607-4877 Ant. pol. : VERTICAL
 Limit : FCC PART 15C AV
 Env. / Ins. : 23°C/54°
 Engineer : Leo-Li
 EUT : Notebook
 Power rating : DC 20V From Adapter Input AC 120V/60Hz
 Test Mode : IEEE802.11a VHT20 CH48 5240MHz Tx
 M/N : RZ09-0168

No.	Freq. (MHz)	Ant. Factor (dB/m)	Cable Loss (dB)	AMP factor (dB)	Reading (dBuV)	Emission Level (dBuV/m)	Limits (dBuV/m)	Margin (dB)	Remark
1	5242.640	33.85	9.66	35.34	80.38	88.55	54.00	-34.55	Average
2	5350.000	34.04	9.71	35.29	29.52	37.98	54.00	16.02	Average
3	5430.800	34.18	9.75	35.26	30.03	38.70	54.00	15.30	Average
4	5460.000	34.23	9.76	35.25	29.71	38.45	54.00	15.55	Average

Remarks: 1. Emission Level= Antenna Factor + Cable Loss + Reading - Amp Factor
 2. The emission levels that are 20dB below the official limit are not reported.

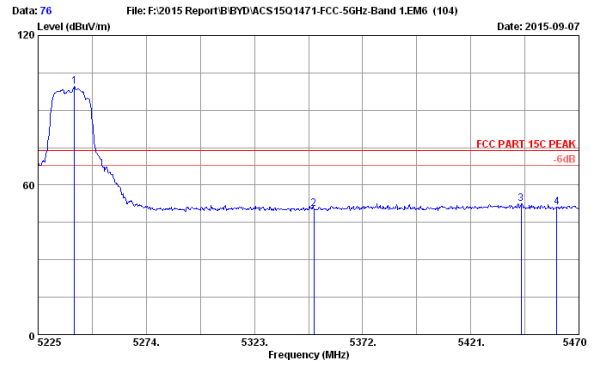


File: F:\2015 Report\BYD\ACS1501471-FCC-5GHz-Band 1EM6 (104) Date: 2015-09-07

Site no. : 3m Chamber Data no. : 75
 Dis. / Ant. : 3m 2014 3115 9607-4877 Ant. pol. : HORIZONTAL
 Limit : FCC PART 15C AV
 Env. / Ins. : 23°C/54°
 Engineer : Leo-Li
 EUT : Notebook
 Power rating : DC 20V From Adapter Input AC 120V/60Hz
 Test Mode : IEEE802.11a VHT20 CH48 5240MHz Tx
 M/N : RZ09-0168

No.	Freq. (MHz)	Ant. Factor (dB/m)	Cable Loss (dB)	AMP factor (dB)	Reading (dBuV)	Emission Level (dBuV/m)	Limits (dBuV/m)	Margin (dB)	Remark
1	5242.885	33.85	9.66	35.34	76.79	84.96	54.00	-30.96	Average
2	5350.000	34.04	9.71	35.29	29.46	37.92	54.00	16.08	Average
3	5430.800	34.18	9.75	35.26	30.03	38.70	54.00	15.30	Average
4	5459.955	34.23	9.76	35.25	29.73	38.47	54.00	15.53	Average

Remarks: 1. Emission Level= Antenna Factor + Cable Loss + Reading - Amp Factor
 2. The emission levels that are 20dB below the official limit are not reported.

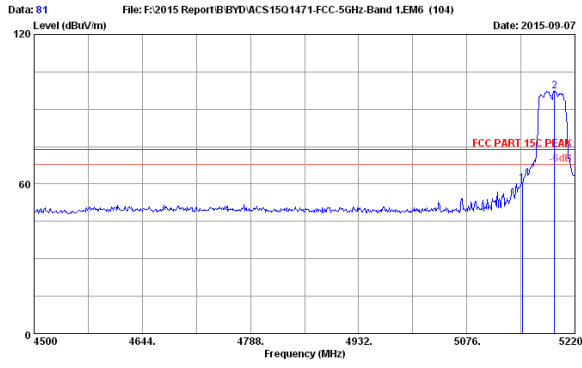


File: F:\2015 Report\BYD\ACS1501471-FCC-5GHz-Band 1EM6 (104) Date: 2015-09-07

Site no. : 3m Chamber Data no. : 76
 Dis. / Ant. : 3m 2014 3115 9607-4877 Ant. pol. : HORIZONTAL
 Limit : FCC PART 15C PEAK
 Env. / Ins. : 23°C/54°
 Engineer : Leo-Li
 EUT : Notebook
 Power rating : DC 20V From Adapter Input AC 120V/60Hz
 Test Mode : IEEE802.11a VHT20 CH48 5240MHz Tx
 M/N : RZ09-0168

No.	Freq. (MHz)	Ant. Factor (dB/m)	Cable Loss (dB)	AMP factor (dB)	Reading (dBuV)	Emission Level (dBuV/m)	Limits (dBuV/m)	Margin (dB)	Remark
1	5241.415	33.85	9.66	35.34	91.38	99.55	74.00	-25.55	Peak
2	5350.000	34.04	9.71	35.29	41.90	50.36	74.00	23.64	Peak
3	5443.785	34.20	9.75	35.25	43.85	52.55	74.00	21.45	Peak
4	5460.000	34.23	9.76	35.25	42.46	51.20	74.00	22.80	Peak

Remarks: 1. Emission Level= Antenna Factor + Cable Loss + Reading - Amp Factor
 2. The emission levels that are 20dB below the official limit are not reported.

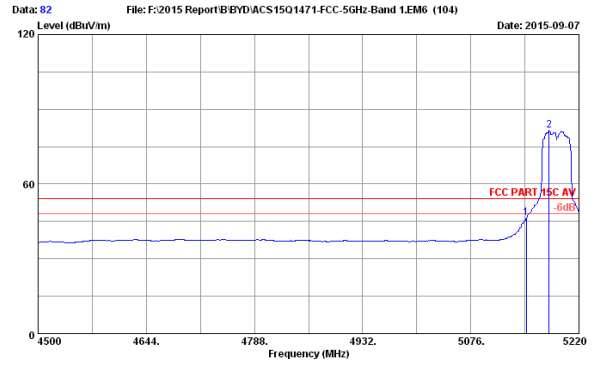


File: F:\2015 Report\B\BYD\ACS1501471-FCC-5GHz-Band 1EM6 (104) Date: 2015-09-07

Site no. : 3m Chamber Data no. : 81
 Dis. / Ant. : 3m 2014 3115 9607-4877 Ant. pol. : VERTICAL
 Limit : FCC PART 15C PEAK
 Env. / Ins. : 23°C/54%
 Engineer : Leo-Li
 EUT : Notebook
 Power rating : DC 20V From Adapter Input AC 120V/60Hz
 Test Mode : IEEE802.11a VHT40 CH38 5190MHz Tx
 M/N : RZ09-0168

No.	Freq. (MHz)	Ant. Factor (dB/m)	Cable Loss (dB)	AMP Loss factor (dB)	Reading (dBuV)	Emission Level (dBuV/m)	Limits (dBuV/m)	Margin (dB)	Remark
1	5150.000	33.68	9.62	35.38	52.22	60.14	74.00	13.86	Peak
2	5192.640	33.76	9.63	35.36	89.31	97.34	74.00	-23.34	Peak

Remarks: 1. Emission Level= Antenna Factor + Cable Loss + Reading - Amp Factor
 2. The emission levels that are 20dB below the official limit are not reported.

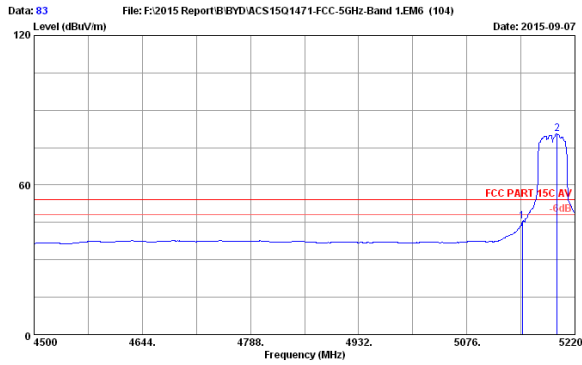


File: F:\2015 Report\B\BYD\ACS1501471-FCC-5GHz-Band 1EM6 (104) Date: 2015-09-07

Site no. : 3m Chamber Data no. : 82
 Dis. / Ant. : 3m 2014 3115 9607-4877 Ant. pol. : VERTICAL
 Limit : FCC PART 15C AV
 Env. / Ins. : 23°C/54%
 Engineer : Leo-Li
 EUT : Notebook
 Power rating : DC 20V From Adapter Input AC 120V/60Hz
 Test Mode : IEEE802.11a VHT40 CH38 5190MHz Tx
 M/N : RZ09-0168

No.	Freq. (MHz)	Ant. Factor (dB/m)	Cable Loss (dB)	AMP Loss factor (dB)	Reading (dBuV)	Emission Level (dBuV/m)	Limits (dBuV/m)	Margin (dB)	Remark
1	5150.000	33.68	9.62	35.38	38.56	46.48	54.00	7.52	Average
2	5180.400	33.73	9.63	35.37	73.46	81.45	54.00	-27.45	Average

Remarks: 1. Emission Level= Antenna Factor + Cable Loss + Reading - Amp Factor
 2. The emission levels that are 20dB below the official limit are not reported.

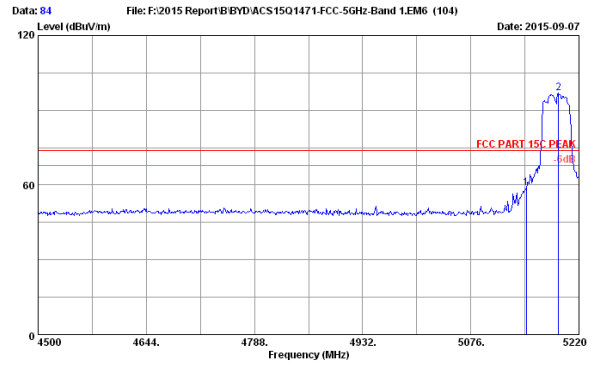


File: F:\2015 Report\B\BYD\ACS1501471-FCC-5GHz-Band 1EM6 (104) Date: 2015-09-07

Site no. : 3m Chamber Data no. : 83
 Dis. / Ant. : 3m 2014 3115 9607-4877 Ant. pol. : HORIZONTAL
 Limit : FCC PART 15C AV
 Env. / Ins. : 23°C/54%
 Engineer : Leo-Li
 EUT : Notebook
 Power rating : DC 20V From Adapter Input AC 120V/60Hz
 Test Mode : IEEE802.11a VHT40 CH38 5190MHz Tx
 M/N : RZ09-0168

No.	Freq. (MHz)	Ant. Factor (dB/m)	Cable Loss (dB)	AMP Loss factor (dB)	Reading (dBuV)	Emission Level (dBuV/m)	Limits (dBuV/m)	Margin (dB)	Remark
1	5150.000	33.68	9.62	35.38	37.38	45.30	54.00	8.70	Average
2	5196.240	33.76	9.63	35.36	72.56	80.59	54.00	-26.59	Average

Remarks: 1. Emission Level= Antenna Factor + Cable Loss + Reading - Amp Factor
 2. The emission levels that are 20dB below the official limit are not reported.

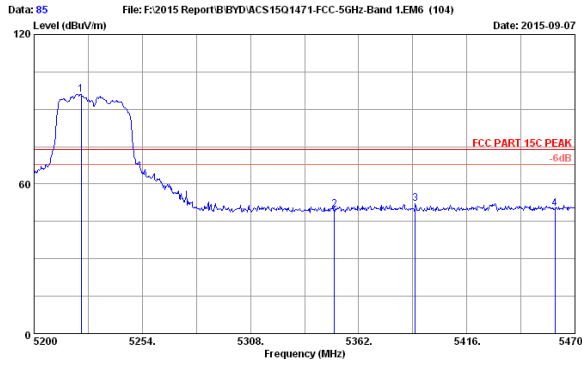


File: F:\2015 Report\B\BYD\ACS1501471-FCC-5GHz-Band 1EM6 (104) Date: 2015-09-07

Site no. : 3m Chamber Data no. : 84
 Dis. / Ant. : 3m 2014 3115 9607-4877 Ant. pol. : HORIZONTAL
 Limit : FCC PART 15C PEAK
 Env. / Ins. : 23°C/54%
 Engineer : Leo-Li
 EUT : Notebook
 Power rating : DC 20V From Adapter Input AC 120V/60Hz
 Test Mode : IEEE802.11a VHT40 CH38 5190MHz Tx
 M/N : RZ09-0168

No.	Freq. (MHz)	Ant. Factor (dB/m)	Cable Loss (dB)	AMP Loss factor (dB)	Reading (dBuV)	Emission Level (dBuV/m)	Limits (dBuV/m)	Margin (dB)	Remark
1	5150.000	33.68	9.62	35.38	50.96	58.88	74.00	15.12	Peak
2	5192.640	33.76	9.63	35.36	88.86	96.89	74.00	-22.89	Peak

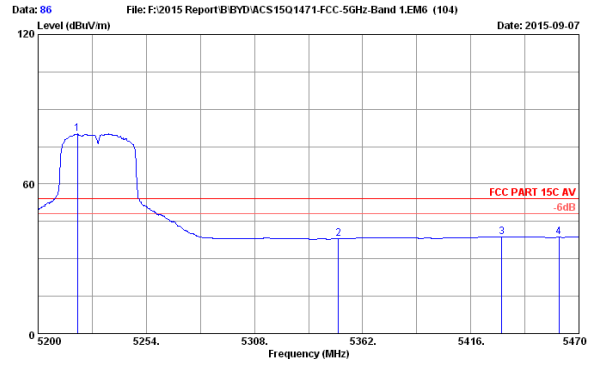
Remarks: 1. Emission Level= Antenna Factor + Cable Loss + Reading - Amp Factor
 2. The emission levels that are 20dB below the official limit are not reported.



Site no. : 3m Chamber Data no. : 85
 Dis. / Ant. : 3m 2014 3115 9607-4877 Ant. pol. : HORIZONTAL
 Limit : FCC PART 15C PEAK
 Env. / Ins. : 23°C/54"
 Engineer : Leo-Li
 EUT : Notebook
 Power rating : DC 20V From Adapter Input AC 120V/60Hz
 Test Mode : IEEES02.11a VHT40 CH46 5230MHz Tx
 M/N : RZ09-0168

No.	Freq. (MHz)	Ant. Factor (dB/m)	Cable Loss (dB)	AMP factor (dB)	Reading (dBuV)	Emission Level (dBuV/m)	Limits (dBuV/m)	Margin (dB)	Remark
1	5223.490	33.81	9.65	35.35	87.86	95.97	74.00	-21.97	Peak
2	5350.000	34.04	9.71	35.29	41.49	49.95	74.00	24.05	Peak
3	5390.350	34.11	9.73	35.27	43.67	52.24	74.00	21.76	Peak
4	5460.000	34.23	9.76	35.25	41.35	50.09	74.00	23.91	Peak

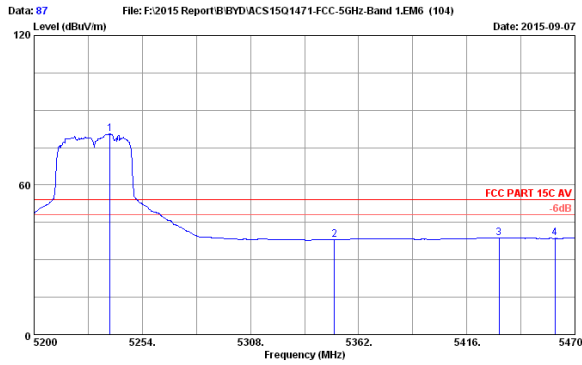
Remarks: 1. Emission Level= Antenna Factor + Cable Loss + Reading - Amp Factor
 2. The emission levels that are 20dB below the official limit are not reported.



Site no. : 3m Chamber Data no. : 86
 Dis. / Ant. : 3m 2014 3115 9607-4877 Ant. pol. : HORIZONTAL
 Limit : FCC PART 15C AV
 Env. / Ins. : 23°C/54"
 Engineer : Leo-Li
 EUT : Notebook
 Power rating : DC 20V From Adapter Input AC 120V/60Hz
 Test Mode : IEEES02.11a VHT40 CH46 5230MHz Tx
 M/N : RZ09-0168

No.	Freq. (MHz)	Ant. Factor (dB/m)	Cable Loss (dB)	AMP factor (dB)	Reading (dBuV)	Emission Level (dBuV/m)	Limits (dBuV/m)	Margin (dB)	Remark
1	5219.710	33.81	9.65	35.35	72.02	80.13	54.00	-26.13	Average
2	5350.000	34.04	9.71	35.29	29.62	38.08	54.00	15.92	Average
3	5431.390	34.18	9.75	35.26	30.17	38.84	54.00	15.16	Average
4	5460.000	34.23	9.76	35.25	29.87	38.61	54.00	15.39	Average

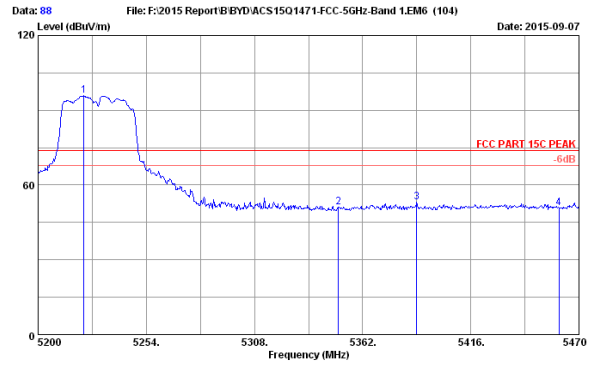
Remarks: 1. Emission Level= Antenna Factor + Cable Loss + Reading - Amp Factor
 2. The emission levels that are 20dB below the official limit are not reported.



Site no. : 3m Chamber Data no. : 87
 Dis. / Ant. : 3m 2014 3115 9607-4877 Ant. pol. : VERTICAL
 Limit : FCC PART 15C AV
 Env. / Ins. : 23°C/54"
 Engineer : Leo-Li
 EUT : Notebook
 Power rating : DC 20V From Adapter Input AC 120V/60Hz
 Test Mode : IEEES02.11a VHT40 CH46 5230MHz Tx
 M/N : RZ09-0168

No.	Freq. (MHz)	Ant. Factor (dB/m)	Cable Loss (dB)	AMP factor (dB)	Reading (dBuV)	Emission Level (dBuV/m)	Limits (dBuV/m)	Margin (dB)	Remark
1	5237.800	33.84	9.66	35.34	72.37	80.53	54.00	-26.53	Average
2	5350.000	34.04	9.71	35.29	29.72	38.18	54.00	15.82	Average
3	5432.200	34.18	9.75	35.26	30.15	38.82	54.00	15.18	Average
4	5460.000	34.23	9.76	35.25	29.88	38.62	54.00	15.38	Average

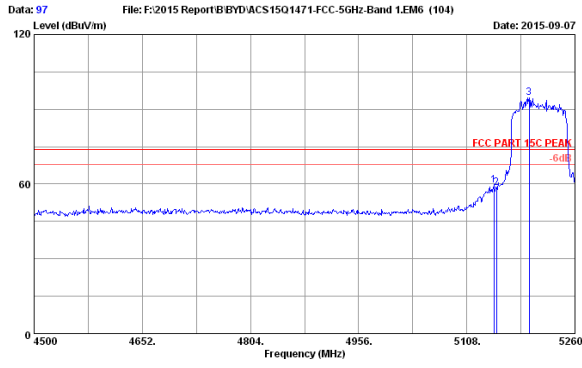
Remarks: 1. Emission Level= Antenna Factor + Cable Loss + Reading - Amp Factor
 2. The emission levels that are 20dB below the official limit are not reported.



Site no. : 3m Chamber Data no. : 88
 Dis. / Ant. : 3m 2014 3115 9607-4877 Ant. pol. : VERTICAL
 Limit : FCC PART 15C PEAK
 Env. / Ins. : 23°C/54"
 Engineer : Leo-Li
 EUT : Notebook
 Power rating : DC 20V From Adapter Input AC 120V/60Hz
 Test Mode : IEEES02.11a VHT40 CH46 5230MHz Tx
 M/N : RZ09-0168

No.	Freq. (MHz)	Ant. Factor (dB/m)	Cable Loss (dB)	AMP factor (dB)	Reading (dBuV)	Emission Level (dBuV/m)	Limits (dBuV/m)	Margin (dB)	Remark
1	5222.950	33.81	9.65	35.35	87.77	95.88	74.00	-21.88	Peak
2	5350.000	34.04	9.71	35.29	42.56	51.02	74.00	22.98	Peak
3	5389.000	34.11	9.73	35.27	44.62	53.19	74.00	20.81	Peak
4	5460.000	34.23	9.76	35.25	42.11	50.85	74.00	23.15	Peak

Remarks: 1. Emission Level= Antenna Factor + Cable Loss + Reading - Amp Factor
 2. The emission levels that are 20dB below the official limit are not reported.

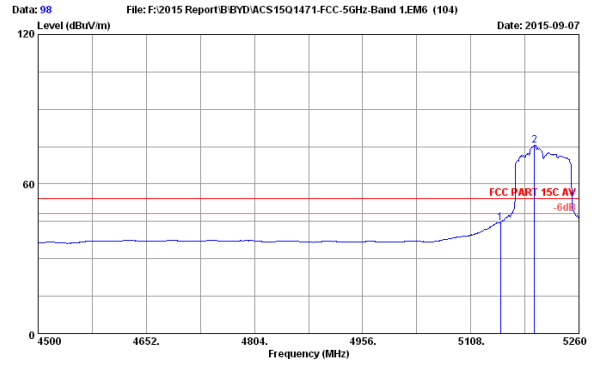


File: F:\2015 Report\B\BYD\ACS1501471-FCC-5GHz-Band 1EM6 (104) Date: 2015-09-07

Site no. : 3m Chamber Data no. : 97
 Dis. / Ant. : 3m 2014 3115 9607-4877 Ant. pol. : VERTICAL
 Limit : FCC PART 15C PEAK
 Env. / Ins. : 23°C/54"
 Engineer : Leo-Li
 EUT : Notebook
 Power rating : DC 20V From Adapter Input AC 120V/60Hz
 Test Mode : IEEEE02.11a VHT80 CH42 5210MHz Tx
 M/N : RZ09-0168

No.	Freq. (MHz)	Ant. Factor (dB/m)	Cable Loss (dB)	AMP Loss factor (dB)	Reading (dBuV)	Emission Level (dBuV/m)	Limits (dBuV/m)	Margin (dB)	Remark
1	5146.000	33.67	9.62	35.38	51.59	59.50	74.00	14.50	Peak
2	5150.000	33.68	9.62	35.38	50.70	58.62	74.00	15.38	Peak
3	5195.400	33.76	9.63	35.36	86.53	94.56	74.00	-20.56	Peak

Remarks: 1. Emission Level= Antenna Factor + Cable Loss + Reading - Amp Factor
 2. The emission levels that are 20dB below the official limit are not reported.

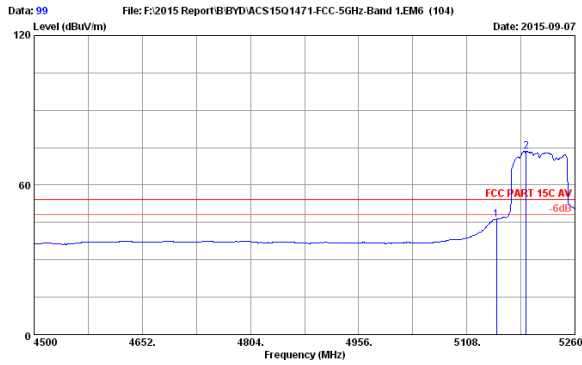


File: F:\2015 Report\B\BYD\ACS1501471-FCC-5GHz-Band 1EM6 (104) Date: 2015-09-07

Site no. : 3m Chamber Data no. : 98
 Dis. / Ant. : 3m 2014 3115 9607-4877 Ant. pol. : VERTICAL
 Limit : FCC PART 15C AV
 Env. / Ins. : 23°C/54"
 Engineer : Leo-Li
 EUT : Notebook
 Power rating : DC 20V From Adapter Input AC 120V/60Hz
 Test Mode : IEEEE02.11a VHT80 CH42 5210MHz Tx
 M/N : RZ09-0168

No.	Freq. (MHz)	Ant. Factor (dB/m)	Cable Loss (dB)	AMP Loss factor (dB)	Reading (dBuV)	Emission Level (dBuV/m)	Limits (dBuV/m)	Margin (dB)	Remark
1	5150.000	33.68	9.62	35.38	36.70	44.62	54.00	9.38	Average
2	5197.600	33.77	9.64	35.36	67.55	75.60	54.00	-21.60	Average

Remarks: 1. Emission Level= Antenna Factor + Cable Loss + Reading - Amp Factor
 2. The emission levels that are 20dB below the official limit are not reported.

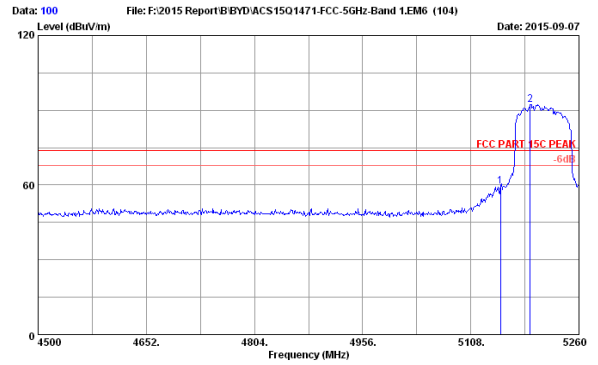


File: F:\2015 Report\B\BYD\ACS1501471-FCC-5GHz-Band 1EM6 (104) Date: 2015-09-07

Site no. : 3m Chamber Data no. : 99
 Dis. / Ant. : 3m 2014 3115 9607-4877 Ant. pol. : HORIZONTAL
 Limit : FCC PART 15C AV
 Env. / Ins. : 23°C/54"
 Engineer : Leo-Li
 EUT : Notebook
 Power rating : DC 20V From Adapter Input AC 120V/60Hz
 Test Mode : IEEEE02.11a VHT80 CH42 5210MHz Tx
 M/N : RZ09-0168

No.	Freq. (MHz)	Ant. Factor (dB/m)	Cable Loss (dB)	AMP Loss factor (dB)	Reading (dBuV)	Emission Level (dBuV/m)	Limits (dBuV/m)	Margin (dB)	Remark
1	5150.000	33.68	9.62	35.38	38.17	46.09	54.00	7.91	Average
2	5191.600	33.76	9.63	35.36	65.63	73.66	54.00	-19.66	Average

Remarks: 1. Emission Level= Antenna Factor + Cable Loss + Reading - Amp Factor
 2. The emission levels that are 20dB below the official limit are not reported.

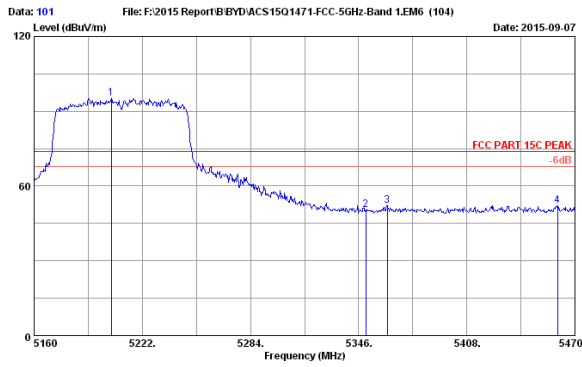


File: F:\2015 Report\B\BYD\ACS1501471-FCC-5GHz-Band 1EM6 (104) Date: 2015-09-07

Site no. : 3m Chamber Data no. : 100
 Dis. / Ant. : 3m 2014 3115 9607-4877 Ant. pol. : HORIZONTAL
 Limit : FCC PART 15C PEAK
 Env. / Ins. : 23°C/54"
 Engineer : Leo-Li
 EUT : Notebook
 Power rating : DC 20V From Adapter Input AC 120V/60Hz
 Test Mode : IEEEE02.11a VHT80 CH42 5210MHz Tx
 M/N : RZ09-0168

No.	Freq. (MHz)	Ant. Factor (dB/m)	Cable Loss (dB)	AMP Loss factor (dB)	Reading (dBuV)	Emission Level (dBuV/m)	Limits (dBuV/m)	Margin (dB)	Remark
1	5150.000	33.68	9.62	35.38	51.62	59.54	74.00	14.46	Peak
2	5191.600	33.76	9.63	35.36	84.29	92.32	74.00	-18.32	Peak

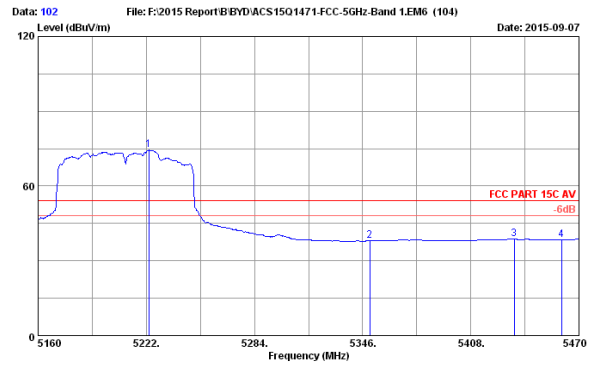
Remarks: 1. Emission Level= Antenna Factor + Cable Loss + Reading - Amp Factor
 2. The emission levels that are 20dB below the official limit are not reported.



Site no. : 3m Chamber Data no. : 101
 Dis. / Ant. : 3m 2014 3115 9607-4877 Ant. pol. : HORIZONTAL
 Limit : FCC PART 15C PEAK
 Env. / Ins. : 23°C/54"
 Engineer : Leo-Li
 EUT : Notebook
 Power rating : DC 20V From Adapter Input AC 120V/60Hz
 Test Mode : IEEES02.11a VHT80 CH42 5210MHz Tx
 M/N : RZ09-0168

No.	Freq. (MHz)	Ant. Factor (dB/m)	Cable Loss (dB)	AMP Loss factor (dB)	Reading (dBuV)	Emission Level (dBuV/m)	Limits (dBuV/m)	Margin (dB)	Remark
1	5204.330	33.78	9.64	35.36	87.18	95.24	74.00	-21.24	Peak
2	5350.000	34.04	9.71	35.29	42.05	50.51	74.00	23.49	Peak
3	5362.430	34.06	9.72	35.29	43.65	52.14	74.00	21.86	Peak
4	5460.000	34.23	9.76	35.25	43.45	52.19	74.00	21.81	Peak

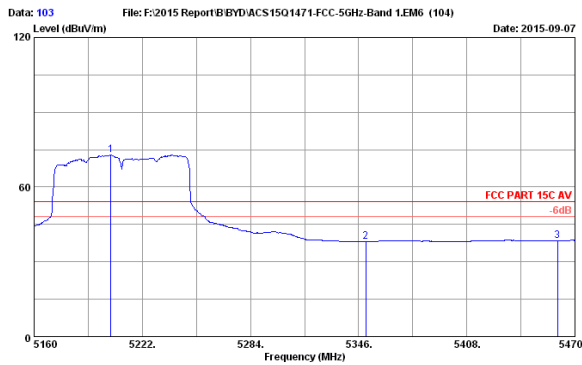
Remarks: 1. Emission Level= Antenna Factor + Cable Loss + Reading - Amp Factor
 2. The emission levels that are 20dB below the official limit are not reported.



Site no. : 3m Chamber Data no. : 102
 Dis. / Ant. : 3m 2014 3115 9607-4877 Ant. pol. : HORIZONTAL
 Limit : FCC PART 15C AV
 Env. / Ins. : 23°C/54"
 Engineer : Leo-Li
 EUT : Notebook
 Power rating : DC 20V From Adapter Input AC 120V/60Hz
 Test Mode : IEEES02.11a VHT80 CH42 5210MHz Tx
 M/N : RZ09-0168

No.	Freq. (MHz)	Ant. Factor (dB/m)	Cable Loss (dB)	AMP Loss factor (dB)	Reading (dBuV)	Emission Level (dBuV/m)	Limits (dBuV/m)	Margin (dB)	Remark
1	5223.550	33.81	9.65	35.35	66.27	74.35	54.00	-20.38	Average
2	5350.000	34.04	9.71	35.29	29.53	37.99	54.00	16.01	Average
3	5432.800	34.18	9.75	35.26	29.98	38.65	54.00	15.35	Average
4	5460.000	34.23	9.76	35.25	29.73	38.47	54.00	15.53	Average

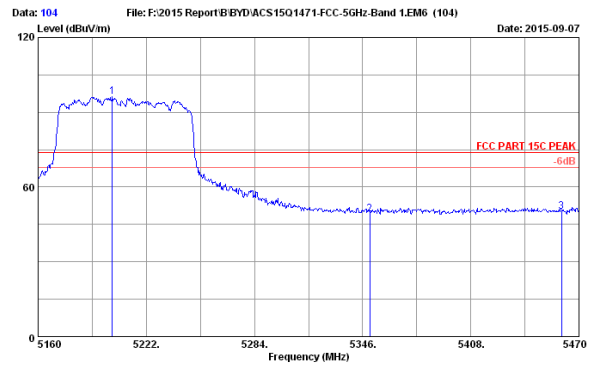
Remarks: 1. Emission Level= Antenna Factor + Cable Loss + Reading - Amp Factor
 2. The emission levels that are 20dB below the official limit are not reported.



Site no. : 3m Chamber Data no. : 103
 Dis. / Ant. : 3m 2014 3115 9607-4877 Ant. pol. : VERTICAL
 Limit : FCC PART 15C AV
 Env. / Ins. : 23°C/54"
 Engineer : Leo-Li
 EUT : Notebook
 Power rating : DC 20V From Adapter Input AC 120V/60Hz
 Test Mode : IEEES02.11a VHT80 CH42 5210MHz Tx
 M/N : RZ09-0168

No.	Freq. (MHz)	Ant. Factor (dB/m)	Cable Loss (dB)	AMP Loss factor (dB)	Reading (dBuV)	Emission Level (dBuV/m)	Limits (dBuV/m)	Margin (dB)	Remark
1	5204.020	33.78	9.64	35.36	64.80	72.86	54.00	-18.86	Average
2	5350.000	34.04	9.71	35.29	29.71	38.17	54.00	15.83	Average
3	5460.000	34.23	9.76	35.25	29.72	38.46	54.00	15.54	Average

Remarks: 1. Emission Level= Antenna Factor + Cable Loss + Reading - Amp Factor
 2. The emission levels that are 20dB below the official limit are not reported.

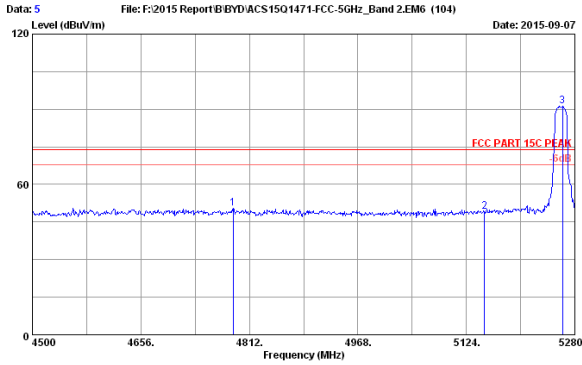


Site no. : 3m Chamber Data no. : 104
 Dis. / Ant. : 3m 2014 3115 9607-4877 Ant. pol. : VERTICAL
 Limit : FCC PART 15C PEAK
 Env. / Ins. : 23°C/54"
 Engineer : Leo-Li
 EUT : Notebook
 Power rating : DC 20V From Adapter Input AC 120V/60Hz
 Test Mode : IEEES02.11a VHT80 CH42 5210MHz Tx
 M/N : RZ09-0168

No.	Freq. (MHz)	Ant. Factor (dB/m)	Cable Loss (dB)	AMP Loss factor (dB)	Reading (dBuV)	Emission Level (dBuV/m)	Limits (dBuV/m)	Margin (dB)	Remark
1	5202.470	33.77	9.64	35.36	88.10	96.15	74.00	-22.15	Peak
2	5350.000	34.04	9.71	35.29	40.70	49.16	74.00	24.84	Peak
3	5460.000	34.23	9.76	35.25	41.26	50.00	74.00	24.00	Peak

Remarks: 1. Emission Level= Antenna Factor + Cable Loss + Reading - Amp Factor
 2. The emission levels that are 20dB below the official limit are not reported.

5260-5320MHz Band:

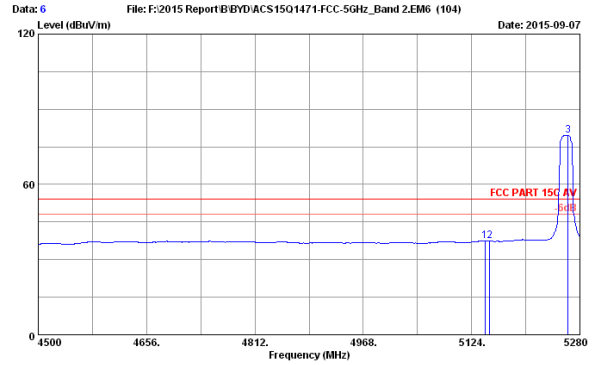


File: F:\2015 Report\BYD\ACS1501471-FCC-5GHz_Band 2.EM6 (104) Date: 2015-09-07

Site no. : 3m Chamber Data no. : 5
 Dis. / Ant. : 3m 2014 3115 9607-4877 Ant. pol. : HORIZONTAL
 Limit : FCC PART 15C PEAK
 Env. / Ins. : 23°C/54%
 Engineer : Leo-Li
 EUT : Notebook
 Power rating : DC 20V From Adapter Input AC 120V/60Hz
 Test Node : IEEE802.11a CH52 5260MHz Tx
 M/N : RZ09-0168

No.	Freq. (MHz)	Ant. Factor (dB/m)	Cable Loss (dB)	AMP factor (dB)	Reading (dBuV)	Emission Level (dBuV/m)	Limits (dBuV/m)	Margin (dB)	Remark
1	4788.600	32.99	9.45	35.54	43.71	50.61	74.00	23.39	Peak
2	5150.000	33.68	9.62	35.38	41.12	49.04	74.00	24.96	Peak
3	5262.060	33.88	9.67	35.34	83.14	91.35	74.00	-17.35	Peak

Remarks: 1. Emission Level= Antenna Factor + Cable Loss + Reading - Amp Factor
 2. The emission levels that are 20dB below the official limit are not reported.

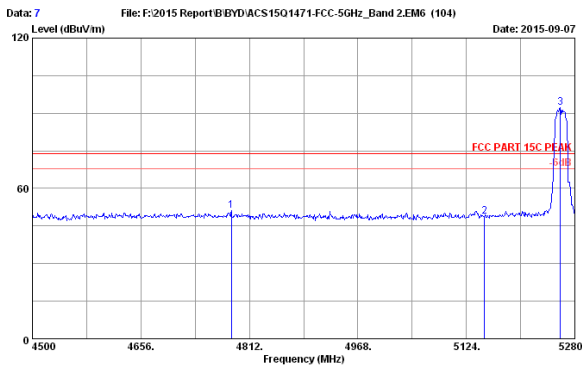


File: F:\2015 Report\BYD\ACS1501471-FCC-5GHz_Band 2.EM6 (104) Date: 2015-09-07

Site no. : 3m Chamber Data no. : 6
 Dis. / Ant. : 3m 2014 3115 9607-4877 Ant. pol. : HORIZONTAL
 Limit : FCC PART 15C AV
 Env. / Ins. : 23°C/54%
 Engineer : Leo-Li
 EUT : Notebook
 Power rating : DC 20V From Adapter Input AC 120V/60Hz
 Test Node : IEEE802.11a CH52 5260MHz Tx
 M/N : RZ09-0168

No.	Freq. (MHz)	Ant. Factor (dB/m)	Cable Loss (dB)	AMP factor (dB)	Reading (dBuV)	Emission Level (dBuV/m)	Limits (dBuV/m)	Margin (dB)	Remark
1	5143.500	33.67	9.62	35.38	29.53	37.44	54.00	16.56	Average
2	5150.000	33.68	9.62	35.38	29.42	37.34	54.00	16.66	Average
3	5262.840	33.88	9.67	35.33	71.45	79.67	54.00	-25.67	Average

Remarks: 1. Emission Level= Antenna Factor + Cable Loss + Reading - Amp Factor
 2. The emission levels that are 20dB below the official limit are not reported.

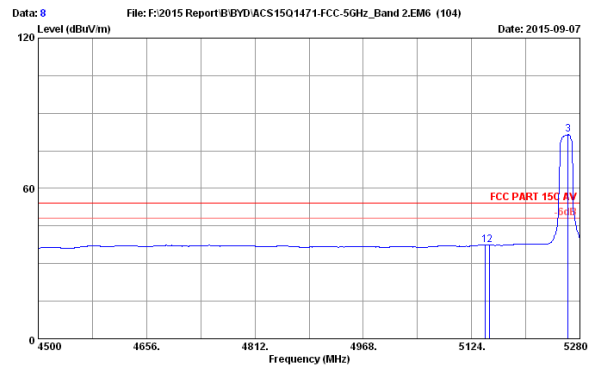


File: F:\2015 Report\BYD\ACS1501471-FCC-5GHz_Band 2.EM6 (104) Date: 2015-09-07

Site no. : 3m Chamber Data no. : 7
 Dis. / Ant. : 3m 2014 3115 9607-4877 Ant. pol. : VERTICAL
 Limit : FCC PART 15C PEAK
 Env. / Ins. : 23°C/54%
 Engineer : Leo-Li
 EUT : Notebook
 Power rating : DC 20V From Adapter Input AC 120V/60Hz
 Test Node : IEEE802.11a CH52 5260MHz Tx
 M/N : RZ09-0168

No.	Freq. (MHz)	Ant. Factor (dB/m)	Cable Loss (dB)	AMP factor (dB)	Reading (dBuV)	Emission Level (dBuV/m)	Limits (dBuV/m)	Margin (dB)	Remark
1	4786.260	32.99	9.45	35.55	44.30	51.19	74.00	22.81	Peak
2	5150.000	33.68	9.62	35.38	40.88	48.80	74.00	25.20	Peak
3	5258.940	33.88	9.67	35.34	83.91	92.12	74.00	-18.12	Peak

Remarks: 1. Emission Level= Antenna Factor + Cable Loss + Reading - Amp Factor
 2. The emission levels that are 20dB below the official limit are not reported.

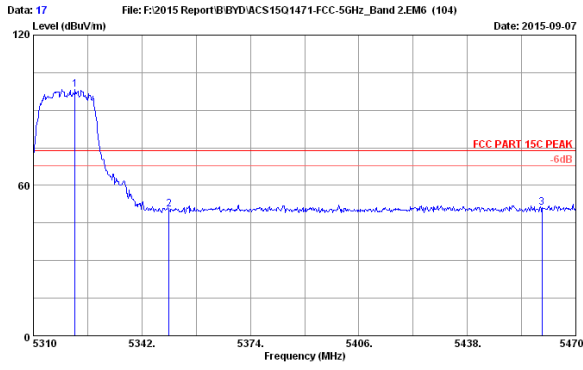


File: F:\2015 Report\BYD\ACS1501471-FCC-5GHz_Band 2.EM6 (104) Date: 2015-09-07

Site no. : 3m Chamber Data no. : 8
 Dis. / Ant. : 3m 2014 3115 9607-4877 Ant. pol. : VERTICAL
 Limit : FCC PART 15C AV
 Env. / Ins. : 23°C/54%
 Engineer : Leo-Li
 EUT : Notebook
 Power rating : DC 20V From Adapter Input AC 120V/60Hz
 Test Node : IEEE802.11a CH52 5260MHz Tx
 M/N : RZ09-0168

No.	Freq. (MHz)	Ant. Factor (dB/m)	Cable Loss (dB)	AMP factor (dB)	Reading (dBuV)	Emission Level (dBuV/m)	Limits (dBuV/m)	Margin (dB)	Remark
1	5143.500	33.67	9.62	35.38	29.52	37.43	54.00	16.57	Average
2	5150.000	33.68	9.62	35.38	29.46	37.38	54.00	16.62	Average
3	5262.840	33.88	9.67	35.33	73.29	81.51	54.00	-27.51	Average

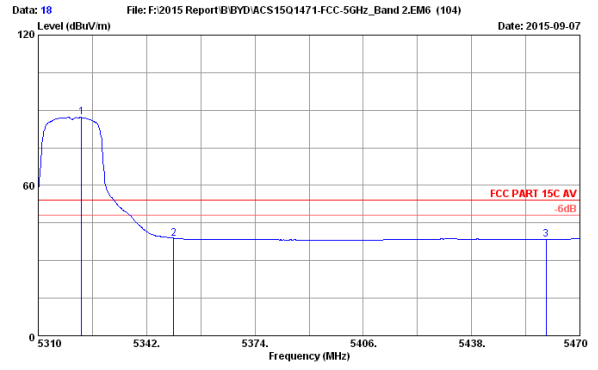
Remarks: 1. Emission Level= Antenna Factor + Cable Loss + Reading - Amp Factor
 2. The emission levels that are 20dB below the official limit are not reported.



Site no. : 3m Chamber Data no. : 17
 Dis. / Ant. : 3m 2014 3115 9607-4877 Ant. pol. : VERTICAL
 Limit : FCC PART 15C PEAK
 Env. / Ins. : 23°C/54%
 Engineer : Leo-li
 EUT : Notebook
 Power rating : DC 20V From Adapter Input AC 120V/60Hz
 Test Mode : IEEE802.11a CH64 5320MHz Tx
 M/N : RZ09-0168

No.	Freq. (MHz)	Ant. Factor (dB/m)	Cable Loss (dB)	AMP Loss factor (dB)	Reading (dBuV)	Emission Level (dBuV/m)	Limits (dBuV/m)	Margin (dB)	Remark
1	5322.320	33.99	9.70	35.30	89.98	98.37	74.00	-24.37	Peak
2	5350.000	34.04	9.71	35.29	42.02	50.48	74.00	23.52	Peak
3	5460.000	34.23	9.76	35.25	42.35	51.09	74.00	22.91	Peak

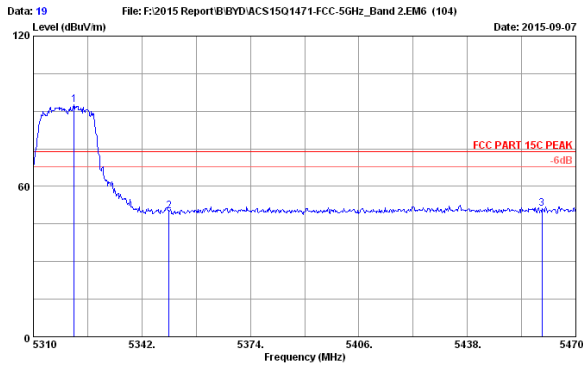
Remarks: 1. Emission Level= Antenna Factor + Cable Loss + Reading - Amp Factor
 2. The emission levels that are 20dB below the official limit are not reported.



Site no. : 3m Chamber Data no. : 18
 Dis. / Ant. : 3m 2014 3115 9607-4877 Ant. pol. : VERTICAL
 Limit : FCC PART 15C AV
 Env. / Ins. : 23°C/54%
 Engineer : Leo-li
 EUT : Notebook
 Power rating : DC 20V From Adapter Input AC 120V/60Hz
 Test Mode : IEEE802.11a CH64 5320MHz Tx
 M/N : RZ09-0168

No.	Freq. (MHz)	Ant. Factor (dB/m)	Cable Loss (dB)	AMP Loss factor (dB)	Reading (dBuV)	Emission Level (dBuV/m)	Limits (dBuV/m)	Margin (dB)	Remark
1	5322.800	33.99	9.70	35.30	78.70	87.09	54.00	-33.09	Average
2	5350.000	34.04	9.71	35.29	30.47	38.92	54.00	15.07	Average
3	5460.000	34.23	9.76	35.25	29.71	38.45	54.00	15.55	Average

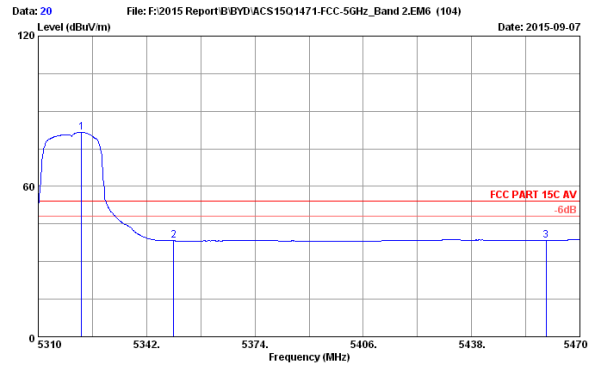
Remarks: 1. Emission Level= Antenna Factor + Cable Loss + Reading - Amp Factor
 2. The emission levels that are 20dB below the official limit are not reported.



Site no. : 3m Chamber Data no. : 19
 Dis. / Ant. : 3m 2014 3115 9607-4877 Ant. pol. : HORIZONTAL
 Limit : FCC PART 15C PEAK
 Env. / Ins. : 23°C/54%
 Engineer : Leo-li
 EUT : Notebook
 Power rating : DC 20V From Adapter Input AC 120V/60Hz
 Test Mode : IEEE802.11a CH64 5320MHz Tx
 M/N : RZ09-0168

No.	Freq. (MHz)	Ant. Factor (dB/m)	Cable Loss (dB)	AMP Loss factor (dB)	Reading (dBuV)	Emission Level (dBuV/m)	Limits (dBuV/m)	Margin (dB)	Remark
1	5322.000	33.99	9.69	35.30	84.23	92.61	74.00	-18.61	Peak
2	5350.000	34.04	9.71	35.29	41.77	50.23	74.00	23.77	Peak
3	5460.000	34.23	9.76	35.25	42.31	51.05	74.00	22.95	Peak

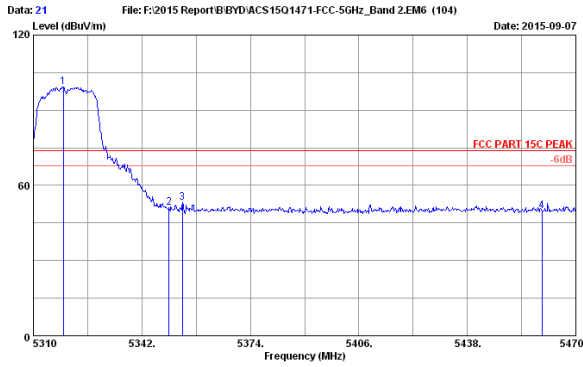
Remarks: 1. Emission Level= Antenna Factor + Cable Loss + Reading - Amp Factor
 2. The emission levels that are 20dB below the official limit are not reported.



Site no. : 3m Chamber Data no. : 20
 Dis. / Ant. : 3m 2014 3115 9607-4877 Ant. pol. : HORIZONTAL
 Limit : FCC PART 15C AV
 Env. / Ins. : 23°C/54%
 Engineer : Leo-li
 EUT : Notebook
 Power rating : DC 20V From Adapter Input AC 120V/60Hz
 Test Mode : IEEE802.11a CH64 5320MHz Tx
 M/N : RZ09-0168

No.	Freq. (MHz)	Ant. Factor (dB/m)	Cable Loss (dB)	AMP Loss factor (dB)	Reading (dBuV)	Emission Level (dBuV/m)	Limits (dBuV/m)	Margin (dB)	Remark
1	5322.800	33.99	9.70	35.30	73.22	81.61	54.00	-27.61	Average
2	5350.000	34.04	9.71	35.29	29.87	38.33	54.00	15.67	Average
3	5460.000	34.23	9.76	35.25	29.73	38.47	54.00	15.53	Average

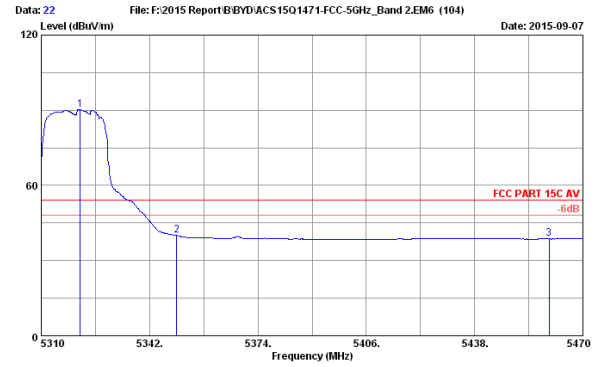
Remarks: 1. Emission Level= Antenna Factor + Cable Loss + Reading - Amp Factor
 2. The emission levels that are 20dB below the official limit are not reported.



Site no. : 3m Chamber Data no. : 21
 Dis. / Ant. : 3m 2014 3115 9607-4877 Ant. pol. : HORIZONTAL
 Limit : FCC PART 15C PEAK
 Env. / Ins. : 23°C/54%
 Engineer : Leo-li
 EUT : Notebook
 Power rating : DC 20V From Adapter Input AC 120V/60Hz
 Test Mode : IEEE802.11nHT20 CH64 S320MHz Tx
 M/N : RZ09-0168

No.	Freq. (MHz)	Ant. Factor (dB/m)	Cable Loss (dB)	AMP factor (dB)	Reading (dBuV)	Emission Level (dBuV/m)	Limits (dBuV/m)	Margin (dB)	Remark
1	5318.800	33.98	9.69	35.30	90.80	99.17	74.00	-25.17	Peak
2	5350.000	34.04	9.71	35.29	42.64	51.10	74.00	22.90	Peak
3	5351.000	34.05	9.71	35.29	44.58	53.05	74.00	20.95	Peak
4	5460.000	34.23	9.76	35.25	41.07	49.81	74.00	24.19	Peak

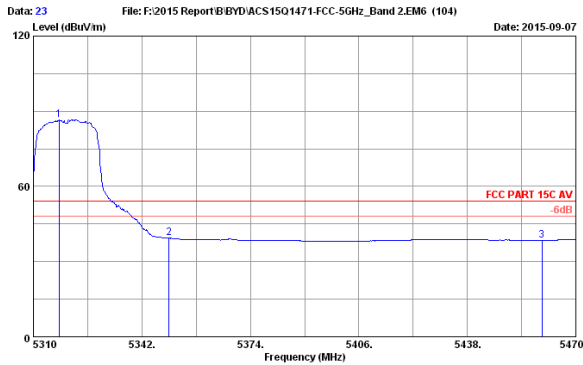
Remarks: 1. Emission Level= Antenna Factor + Cable Loss + Reading - Amp Factor
 2. The emission levels that are 20dB below the official limit are not reported.



Site no. : 3m Chamber Data no. : 22
 Dis. / Ant. : 3m 2014 3115 9607-4877 Ant. pol. : HORIZONTAL
 Limit : FCC PART 15C AV
 Env. / Ins. : 23°C/54%
 Engineer : Leo-li
 EUT : Notebook
 Power rating : DC 20V From Adapter Input AC 120V/60Hz
 Test Mode : IEEE802.11nHT20 CH64 S320MHz Tx
 M/N : RZ09-0168

No.	Freq. (MHz)	Ant. Factor (dB/m)	Cable Loss (dB)	AMP factor (dB)	Reading (dBuV)	Emission Level (dBuV/m)	Limits (dBuV/m)	Margin (dB)	Remark
1	5321.520	33.99	9.69	35.30	81.87	90.25	54.00	-36.25	Average
2	5350.000	34.04	9.71	35.29	31.53	39.99	54.00	14.01	Average
3	5460.000	34.23	9.76	35.25	29.88	38.62	54.00	15.38	Average

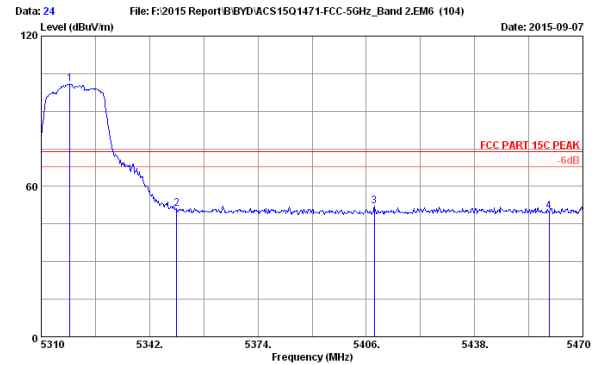
Remarks: 1. Emission Level= Antenna Factor + Cable Loss + Reading - Amp Factor
 2. The emission levels that are 20dB below the official limit are not reported.



Site no. : 3m Chamber Data no. : 23
 Dis. / Ant. : 3m 2014 3115 9607-4877 Ant. pol. : VERTICAL
 Limit : FCC PART 15C AV
 Env. / Ins. : 23°C/54%
 Engineer : Leo-li
 EUT : Notebook
 Power rating : DC 20V From Adapter Input AC 120V/60Hz
 Test Mode : IEEE802.11nHT20 CH64 S320MHz Tx
 M/N : RZ09-0168

No.	Freq. (MHz)	Ant. Factor (dB/m)	Cable Loss (dB)	AMP factor (dB)	Reading (dBuV)	Emission Level (dBuV/m)	Limits (dBuV/m)	Margin (dB)	Remark
1	5317.520	33.98	9.69	35.30	78.23	86.60	54.00	-32.60	Average
2	5350.000	34.04	9.71	35.29	30.86	39.32	54.00	14.68	Average
3	5460.000	34.23	9.76	35.25	29.83	38.57	54.00	15.43	Average

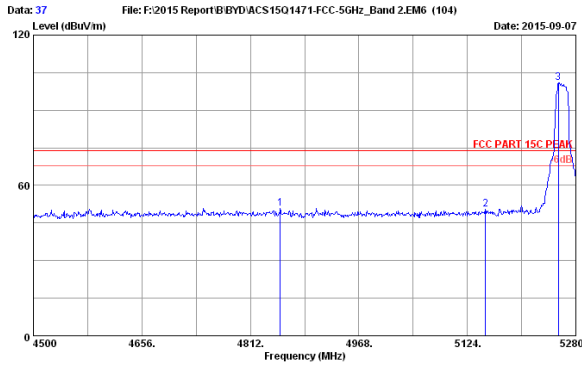
Remarks: 1. Emission Level= Antenna Factor + Cable Loss + Reading - Amp Factor
 2. The emission levels that are 20dB below the official limit are not reported.



Site no. : 3m Chamber Data no. : 24
 Dis. / Ant. : 3m 2014 3115 9607-4877 Ant. pol. : VERTICAL
 Limit : FCC PART 15C PEAK
 Env. / Ins. : 23°C/54%
 Engineer : Leo-li
 EUT : Notebook
 Power rating : DC 20V From Adapter Input AC 120V/60Hz
 Test Mode : IEEE802.11nHT20 CH64 S320MHz Tx
 M/N : RZ09-0168

No.	Freq. (MHz)	Ant. Factor (dB/m)	Cable Loss (dB)	AMP factor (dB)	Reading (dBuV)	Emission Level (dBuV/m)	Limits (dBuV/m)	Margin (dB)	Remark
1	5318.480	33.98	9.69	35.30	92.46	100.82	74.00	-26.82	Peak
2	5350.000	34.04	9.71	35.29	42.65	51.11	74.00	22.89	Peak
3	5408.400	34.14	9.74	35.27	43.52	52.13	74.00	21.87	Peak
4	5460.000	34.23	9.76	35.25	41.31	50.05	74.00	23.95	Peak

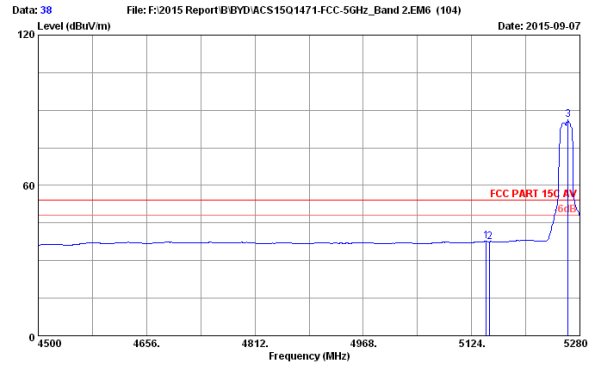
Remarks: 1. Emission Level= Antenna Factor + Cable Loss + Reading - Amp Factor
 2. The emission levels that are 20dB below the official limit are not reported.



Site no. : 3m Chamber Data no. : 37
 Dis. / Ant. : 3m 2014 3115 9607-4877 Ant. pol. : HORIZONTAL
 Limit : FCC PART 15C PEAK
 Env. / Ins. : 23°C/54%
 Engineer : Leo-li
 EUT : Notebook
 Power rating : DC 20V From Adapter Input AC 120V/60Hz
 Test Mode : IEEE802.11nHT20 CHS2 S260MHz Tx
 M/N : RZ09-0168

No.	Freq. (MHz)	Ant. Factor (dB/m)	Cable Loss (dB)	AMP (dB)	Reading (dBuV)	Emission Level (dBuV/m)	Limits (dBuV/m)	Margin (dB)	Remark
1	4854.900	33.12	9.47	35.52	43.87	50.94	74.00	23.06	Peak
2	5150.000	33.68	9.62	35.38	42.72	50.64	74.00	23.36	Peak
3	5255.040	33.87	9.67	35.34	52.67	100.87	74.00	-26.87	Peak

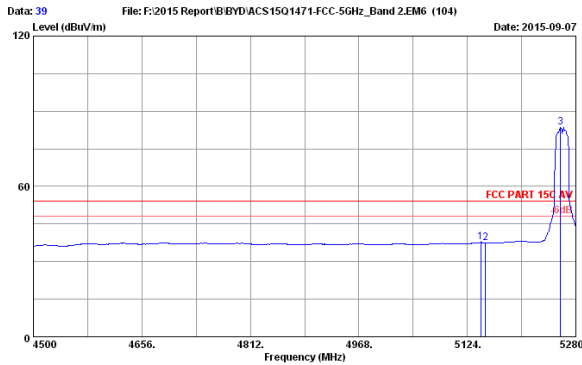
Remarks: 1. Emission Level= Antenna Factor + Cable Loss + Reading - Amp Factor
 2. The emission levels that are 20dB below the official limit are not reported.



Site no. : 3m Chamber Data no. : 38
 Dis. / Ant. : 3m 2014 3115 9607-4877 Ant. pol. : HORIZONTAL
 Limit : FCC PART 15C AV
 Env. / Ins. : 23°C/54%
 Engineer : Leo-li
 EUT : Notebook
 Power rating : DC 20V From Adapter Input AC 120V/60Hz
 Test Mode : IEEE802.11nHT20 CHS2 S260MHz Tx
 M/N : RZ09-0168

No.	Freq. (MHz)	Ant. Factor (dB/m)	Cable Loss (dB)	AMP (dB)	Reading (dBuV)	Emission Level (dBuV/m)	Limits (dBuV/m)	Margin (dB)	Remark
1	5145.060	33.67	9.62	35.38	29.72	37.63	54.00	16.37	Average
2	5150.000	33.68	9.62	35.38	29.65	37.57	54.00	16.43	Average
3	5262.840	33.88	9.67	35.33	77.97	86.19	54.00	-32.19	Average

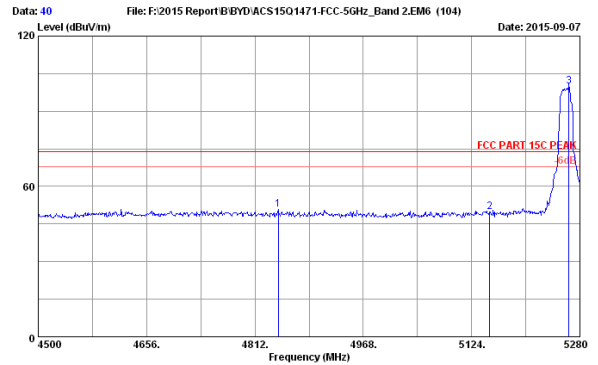
Remarks: 1. Emission Level= Antenna Factor + Cable Loss + Reading - Amp Factor
 2. The emission levels that are 20dB below the official limit are not reported.



Site no. : 3m Chamber Data no. : 39
 Dis. / Ant. : 3m 2014 3115 9607-4877 Ant. pol. : VERTICAL
 Limit : FCC PART 15C AV
 Env. / Ins. : 23°C/54%
 Engineer : Leo-li
 EUT : Notebook
 Power rating : DC 20V From Adapter Input AC 120V/60Hz
 Test Mode : IEEE802.11nHT20 CHS2 S260MHz Tx
 M/N : RZ09-0168

No.	Freq. (MHz)	Ant. Factor (dB/m)	Cable Loss (dB)	AMP (dB)	Reading (dBuV)	Emission Level (dBuV/m)	Limits (dBuV/m)	Margin (dB)	Remark
1	5143.500	33.67	9.62	35.38	29.70	37.61	54.00	16.39	Average
2	5150.000	33.68	9.62	35.38	29.64	37.56	54.00	16.44	Average
3	5258.160	33.88	9.67	35.34	75.44	83.65	54.00	-29.65	Average

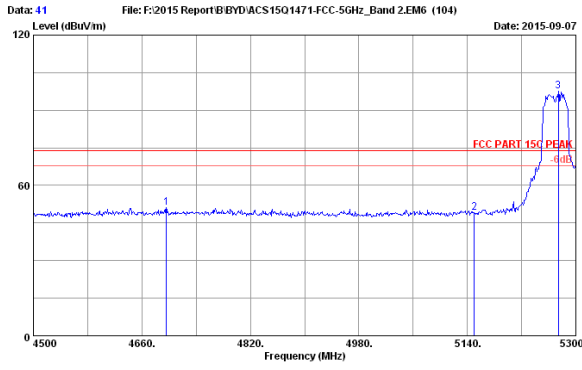
Remarks: 1. Emission Level= Antenna Factor + Cable Loss + Reading - Amp Factor
 2. The emission levels that are 20dB below the official limit are not reported.



Site no. : 3m Chamber Data no. : 40
 Dis. / Ant. : 3m 2014 3115 9607-4877 Ant. pol. : VERTICAL
 Limit : FCC PART 15C PEAK
 Env. / Ins. : 23°C/54%
 Engineer : Leo-li
 EUT : Notebook
 Power rating : DC 20V From Adapter Input AC 120V/60Hz
 Test Mode : IEEE802.11nHT20 CHS2 S260MHz Tx
 M/N : RZ09-0168

No.	Freq. (MHz)	Ant. Factor (dB/m)	Cable Loss (dB)	AMP (dB)	Reading (dBuV)	Emission Level (dBuV/m)	Limits (dBuV/m)	Margin (dB)	Remark
1	4845.540	33.10	9.47	35.52	43.85	50.90	74.00	23.10	Peak
2	5150.000	33.68	9.62	35.38	41.99	49.91	74.00	24.09	Peak
3	5264.400	33.89	9.67	35.33	91.84	100.07	74.00	-26.07	Peak

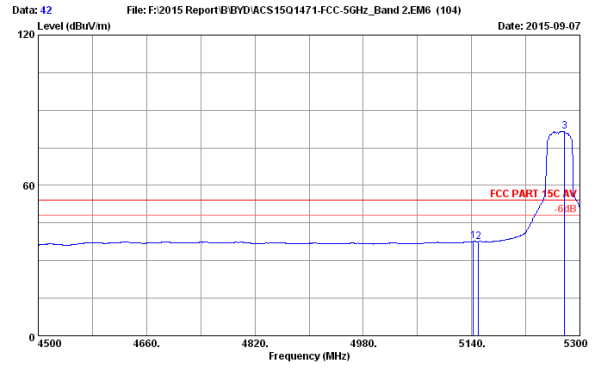
Remarks: 1. Emission Level= Antenna Factor + Cable Loss + Reading - Amp Factor
 2. The emission levels that are 20dB below the official limit are not reported.



Site no. : 3m Chamber Data no. : 41
 Dis. / Ant. : 3m 2014 3115 9607-4877 Ant. pol. : VERTICAL
 Limit : FCC PART 15C PEAK
 Env. / Ins. : 23°C/54%
 Engineer : Leo-li
 EUT : Notebook
 Power rating : DC 20V From Adapter Input AC 120V/60Hz
 Test Mode : IEEEE802.11nHT40 CH54 S270MHz Tx
 M/N : RZ09-0168

No.	Freq. (MHz)	Ant. Factor (dB/m)	Cable Loss (dB)	AMP factor (dB)	Reading (dBuV)	Emission Level (dBuV/m)	Limits (dBuV/m)	Margin (dB)	Remark
1	4696.000	32.80	9.41	35.58	44.66	51.29	74.00	22.71	Peak
2	5150.000	33.68	9.62	35.38	41.33	49.25	74.00	24.75	Peak
3	5274.400	33.90	9.68	35.33	89.26	97.51	74.00	-23.51	Peak

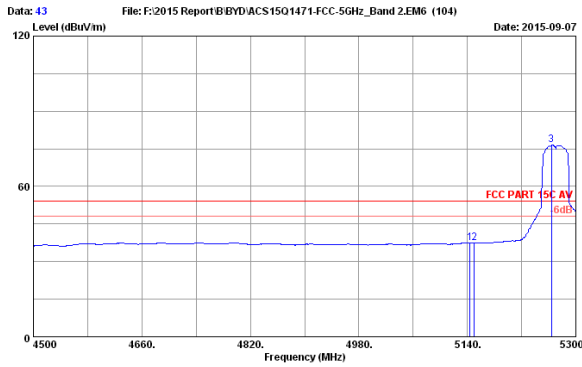
Remarks: 1. Emission Level= Antenna Factor + Cable Loss + Reading - Amp Factor
 2. The emission levels that are 20dB below the official limit are not reported.



Site no. : 3m Chamber Data no. : 42
 Dis. / Ant. : 3m 2014 3115 9607-4877 Ant. pol. : VERTICAL
 Limit : FCC PART 15C AV
 Env. / Ins. : 23°C/54%
 Engineer : Leo-li
 EUT : Notebook
 Power rating : DC 20V From Adapter Input AC 120V/60Hz
 Test Mode : IEEEE802.11nHT40 CH54 S270MHz Tx
 M/N : RZ09-0168

No.	Freq. (MHz)	Ant. Factor (dB/m)	Cable Loss (dB)	AMP factor (dB)	Reading (dBuV)	Emission Level (dBuV/m)	Limits (dBuV/m)	Margin (dB)	Remark
1	5142.400	33.67	9.61	35.38	29.77	37.67	54.00	16.33	Average
2	5150.000	33.68	9.62	35.38	29.64	37.56	54.00	16.44	Average
3	5277.600	33.91	9.68	35.33	73.42	81.68	54.00	-27.68	Average

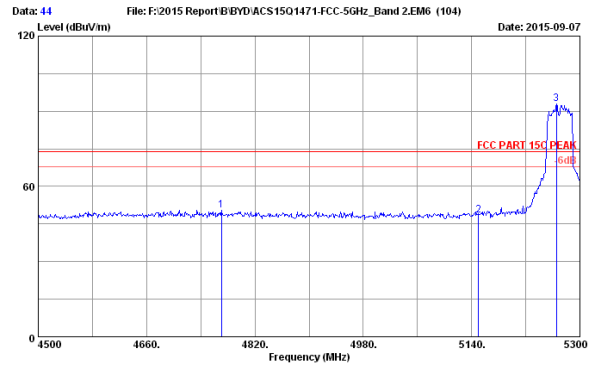
Remarks: 1. Emission Level= Antenna Factor + Cable Loss + Reading - Amp Factor
 2. The emission levels that are 20dB below the official limit are not reported.



Site no. : 3m Chamber Data no. : 43
 Dis. / Ant. : 3m 2014 3115 9607-4877 Ant. pol. : HORIZONTAL
 Limit : FCC PART 15C AV
 Env. / Ins. : 23°C/54%
 Engineer : Leo-li
 EUT : Notebook
 Power rating : DC 20V From Adapter Input AC 120V/60Hz
 Test Mode : IEEEE802.11nHT40 CH54 S270MHz Tx
 M/N : RZ09-0168

No.	Freq. (MHz)	Ant. Factor (dB/m)	Cable Loss (dB)	AMP factor (dB)	Reading (dBuV)	Emission Level (dBuV/m)	Limits (dBuV/m)	Margin (dB)	Remark
1	5144.000	33.67	9.62	35.38	29.65	37.56	54.00	16.44	Average
2	5150.000	33.68	9.62	35.38	29.54	37.46	54.00	16.54	Average
3	5264.000	33.89	9.67	35.33	68.22	76.45	54.00	-22.45	Average

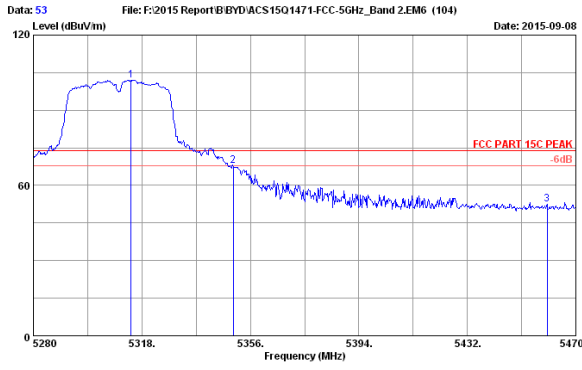
Remarks: 1. Emission Level= Antenna Factor + Cable Loss + Reading - Amp Factor
 2. The emission levels that are 20dB below the official limit are not reported.



Site no. : 3m Chamber Data no. : 44
 Dis. / Ant. : 3m 2014 3115 9607-4877 Ant. pol. : HORIZONTAL
 Limit : FCC PART 15C PEAK
 Env. / Ins. : 23°C/54%
 Engineer : Leo-li
 EUT : Notebook
 Power rating : DC 20V From Adapter Input AC 120V/60Hz
 Test Mode : IEEEE802.11nHT40 CH54 S270MHz Tx
 M/N : RZ09-0168

No.	Freq. (MHz)	Ant. Factor (dB/m)	Cable Loss (dB)	AMP factor (dB)	Reading (dBuV)	Emission Level (dBuV/m)	Limits (dBuV/m)	Margin (dB)	Remark
1	4770.400	32.95	9.44	35.55	43.80	50.64	74.00	23.36	Peak
2	5150.000	33.68	9.62	35.38	40.71	48.63	74.00	25.37	Peak
3	5265.600	33.89	9.67	35.33	84.67	92.90	74.00	-18.90	Peak

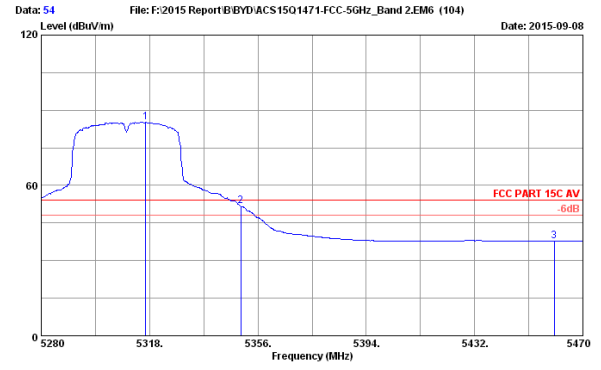
Remarks: 1. Emission Level= Antenna Factor + Cable Loss + Reading - Amp Factor
 2. The emission levels that are 20dB below the official limit are not reported.



Site no. : 3m Chamber Data no. : 53
 Dis. / Ant. : 3m 2014 3115 9607-4877 Ant. pol. : HORIZONTAL
 Limit : FCC PART 15C PEAK
 Env. / Ins. : 23°C/54%
 Engineer : Leo-li
 EUT : Notebook
 Power rating : DC 20V From Adapter Input AC 120V/60Hz
 Test Mode : IEEEE802.11nHT40 CH62 S310MHz Tx
 M/N : RZ09-0168

No.	Freq. (MHz)	Ant. Factor (dB/m)	Cable Loss (dB)	AMP factor (dB)	Reading (dBuV)	Emission Level (dBuV/m)	Limits (dBuV/m)	Margin (dB)	Remark
1	5314.200	33.98	9.69	35.30	93.66	102.03	74.00	-28.03	Peak
2	5350.000	34.04	9.71	35.29	59.36	67.82	74.00	6.18	Peak
3	5460.000	34.23	9.76	35.25	43.84	52.58	74.00	21.42	Peak

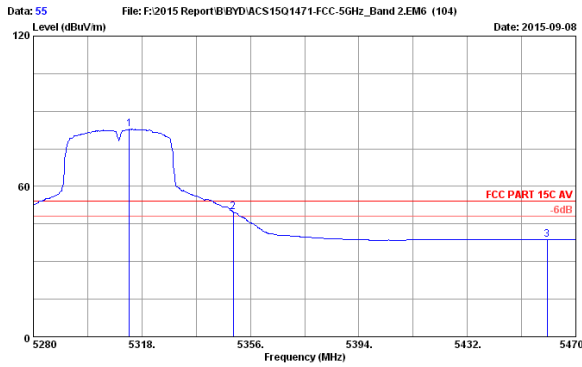
Remarks: 1. Emission Level= Antenna Factor + Cable Loss + Reading - Amp Factor
 2. The emission levels that are 20dB below the official limit are not reported.



Site no. : 3m Chamber Data no. : 54
 Dis. / Ant. : 3m 2014 3115 9607-4877 Ant. pol. : HORIZONTAL
 Limit : FCC PART 15C AV
 Env. / Ins. : 23°C/54%
 Engineer : Leo-li
 EUT : Notebook
 Power rating : DC 20V From Adapter Input AC 120V/60Hz
 Test Mode : IEEEE802.11nHT40 CH62 S310MHz Tx
 M/N : RZ09-0168

No.	Freq. (MHz)	Ant. Factor (dB/m)	Cable Loss (dB)	AMP factor (dB)	Reading (dBuV)	Emission Level (dBuV/m)	Limits (dBuV/m)	Margin (dB)	Remark
1	5316.670	33.98	9.69	35.30	76.83	85.20	54.00	-31.20	Average
2	5350.000	34.04	9.71	35.29	49.22	51.68	54.00	2.32	Average
3	5460.000	34.23	9.76	35.25	28.97	37.71	54.00	16.29	Average

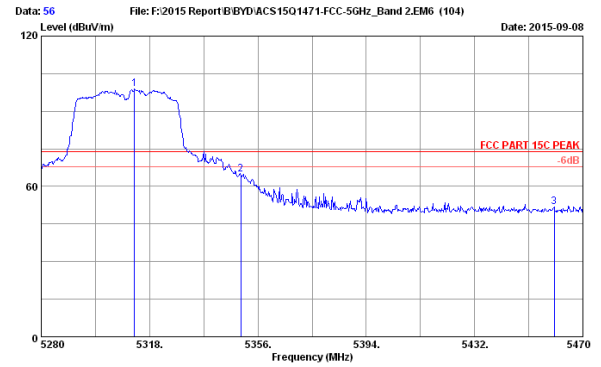
Remarks: 1. Emission Level= Antenna Factor + Cable Loss + Reading - Amp Factor
 2. The emission levels that are 20dB below the official limit are not reported.



Site no. : 3m Chamber Data no. : 55
 Dis. / Ant. : 3m 2014 3115 9607-4877 Ant. pol. : VERTICAL
 Limit : FCC PART 15C AV
 Env. / Ins. : 23°C/54%
 Engineer : Leo-li
 EUT : Notebook
 Power rating : DC 20V From Adapter Input AC 120V/60Hz
 Test Mode : IEEEE802.11nHT40 CH62 S310MHz Tx
 M/N : RZ09-0168

No.	Freq. (MHz)	Ant. Factor (dB/m)	Cable Loss (dB)	AMP factor (dB)	Reading (dBuV)	Emission Level (dBuV/m)	Limits (dBuV/m)	Margin (dB)	Remark
1	5313.630	33.97	9.69	35.30	74.51	82.87	54.00	-28.87	Average
2	5350.000	34.04	9.71	35.29	41.40	49.86	54.00	4.14	Average
3	5460.000	34.23	9.76	35.25	29.96	38.70	54.00	15.30	Average

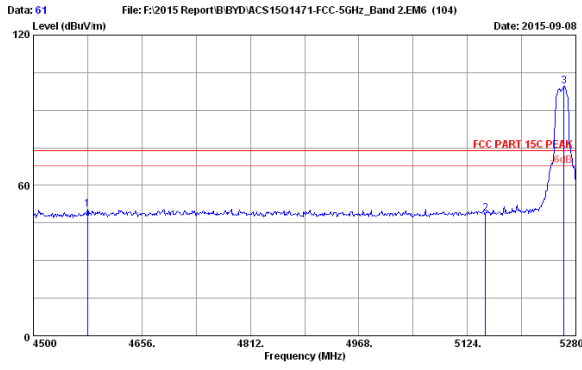
Remarks: 1. Emission Level= Antenna Factor + Cable Loss + Reading - Amp Factor
 2. The emission levels that are 20dB below the official limit are not reported.



Site no. : 3m Chamber Data no. : 56
 Dis. / Ant. : 3m 2014 3115 9607-4877 Ant. pol. : VERTICAL
 Limit : FCC PART 15C PEAK
 Env. / Ins. : 23°C/54%
 Engineer : Leo-li
 EUT : Notebook
 Power rating : DC 20V From Adapter Input AC 120V/60Hz
 Test Mode : IEEEE802.11nHT40 CH62 S310MHz Tx
 M/N : RZ09-0168

No.	Freq. (MHz)	Ant. Factor (dB/m)	Cable Loss (dB)	AMP factor (dB)	Reading (dBuV)	Emission Level (dBuV/m)	Limits (dBuV/m)	Margin (dB)	Remark
1	5312.680	33.97	9.69	35.30	90.43	98.79	74.00	-24.79	Peak
2	5350.000	34.04	9.71	35.29	56.51	64.97	74.00	9.03	Peak
3	5460.000	34.23	9.76	35.25	42.93	51.67	74.00	22.33	Peak

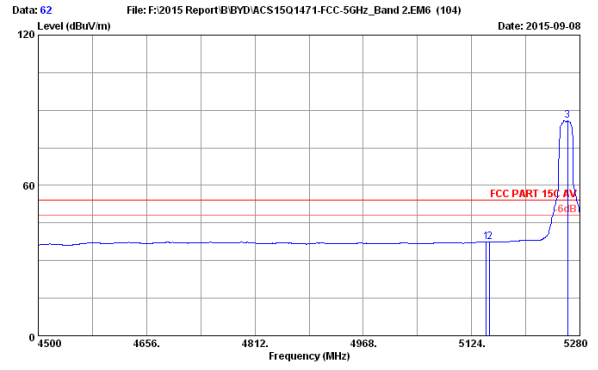
Remarks: 1. Emission Level= Antenna Factor + Cable Loss + Reading - Amp Factor
 2. The emission levels that are 20dB below the official limit are not reported.



Site no. : 3m Chamber Data no. : 61
 Dis. / Ant. : 3m 2014 3115 9607-4877 Ant. pol. : VERTICAL
 Limit : FCC PART 15C PEAK
 Env. / Ins. : 23°C/54%
 Engineer : Leo-li
 EUT : Notebook
 Power rating : DC 20V From Adapter Input AC 120V/60Hz
 Test Mode : IEEEE802.11a VHT20 CHS2 S260MHz Tx
 M/N : RZ09-0168

No.	Freq. (MHz)	Ant. Factor (dB/m)	Cable Loss (dB)	AMP factor (dB)	Reading (dBuV)	Emission Level (dBuV/m)	Limits (dBuV/m)	Margin (dB)	Remark
1	4578.000	32.56	9.35	35.64	44.35	50.62	74.00	23.38	Peak
2	5150.000	33.68	9.62	35.38	40.76	48.68	74.00	25.32	Peak
3	5262.940	33.68	9.67	35.33	91.41	99.63	74.00	-25.63	Peak

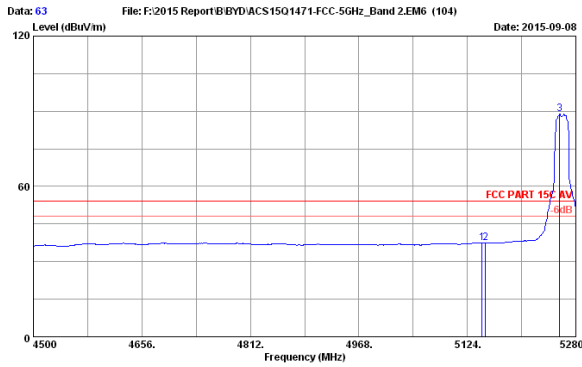
Remarks: 1. Emission Level= Antenna Factor + Cable Loss + Reading - Amp Factor
 2. The emission levels that are 20dB below the official limit are not reported.



Site no. : 3m Chamber Data no. : 62
 Dis. / Ant. : 3m 2014 3115 9607-4877 Ant. pol. : VERTICAL
 Limit : FCC PART 15C AV
 Env. / Ins. : 23°C/54%
 Engineer : Leo-li
 EUT : Notebook
 Power rating : DC 20V From Adapter Input AC 120V/60Hz
 Test Mode : IEEEE802.11a VHT20 CHS2 S260MHz Tx
 M/N : RZ09-0168

No.	Freq. (MHz)	Ant. Factor (dB/m)	Cable Loss (dB)	AMP factor (dB)	Reading (dBuV)	Emission Level (dBuV/m)	Limits (dBuV/m)	Margin (dB)	Remark
1	5145.060	33.67	9.62	35.38	29.66	37.57	54.00	16.43	Average
2	5150.000	33.68	9.62	35.38	29.56	37.48	54.00	16.52	Average
3	5262.060	33.68	9.67	35.34	77.80	86.01	54.00	-32.01	Average

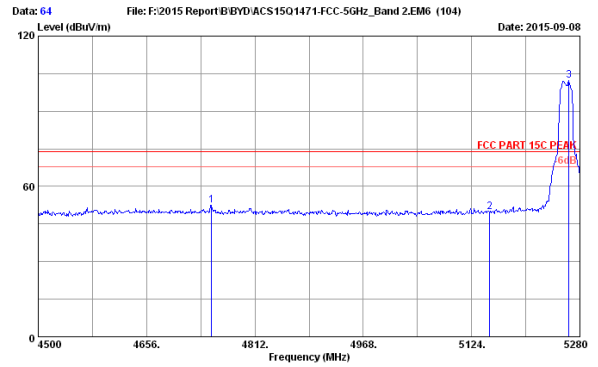
Remarks: 1. Emission Level= Antenna Factor + Cable Loss + Reading - Amp Factor
 2. The emission levels that are 20dB below the official limit are not reported.



Site no. : 3m Chamber Data no. : 63
 Dis. / Ant. : 3m 2014 3115 9607-4877 Ant. pol. : HORIZONTAL
 Limit : FCC PART 15C AV
 Env. / Ins. : 23°C/54%
 Engineer : Leo-li
 EUT : Notebook
 Power rating : DC 20V From Adapter Input AC 120V/60Hz
 Test Mode : IEEEE802.11a VHT20 CHS2 S260MHz Tx
 M/N : RZ09-0168

No.	Freq. (MHz)	Ant. Factor (dB/m)	Cable Loss (dB)	AMP factor (dB)	Reading (dBuV)	Emission Level (dBuV/m)	Limits (dBuV/m)	Margin (dB)	Remark
1	5145.060	33.67	9.62	35.38	29.68	37.59	54.00	16.41	Average
2	5150.000	33.68	9.62	35.38	29.63	37.55	54.00	16.45	Average
3	5264.600	33.67	9.67	35.34	80.66	89.06	54.00	-35.06	Average

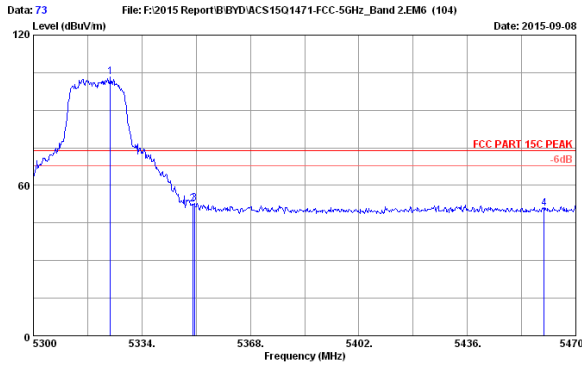
Remarks: 1. Emission Level= Antenna Factor + Cable Loss + Reading - Amp Factor
 2. The emission levels that are 20dB below the official limit are not reported.



Site no. : 3m Chamber Data no. : 64
 Dis. / Ant. : 3m 2014 3115 9607-4877 Ant. pol. : HORIZONTAL
 Limit : FCC PART 15C PEAK
 Env. / Ins. : 23°C/54%
 Engineer : Leo-li
 EUT : Notebook
 Power rating : DC 20V From Adapter Input AC 120V/60Hz
 Test Mode : IEEEE802.11a VHT20 CHS2 S260MHz Tx
 M/N : RZ09-0168

No.	Freq. (MHz)	Ant. Factor (dB/m)	Cable Loss (dB)	AMP factor (dB)	Reading (dBuV)	Emission Level (dBuV/m)	Limits (dBuV/m)	Margin (dB)	Remark
1	4749.600	32.91	9.43	35.56	45.56	52.34	74.00	21.66	Peak
2	5150.000	33.68	9.62	35.38	41.86	49.78	74.00	24.22	Peak
3	5264.400	33.69	9.67	35.33	94.04	102.27	74.00	-28.27	Peak

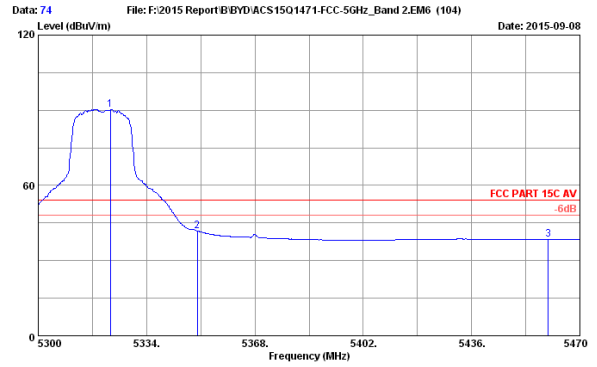
Remarks: 1. Emission Level= Antenna Factor + Cable Loss + Reading - Amp Factor
 2. The emission levels that are 20dB below the official limit are not reported.



Site no. : 3m Chamber Data no. : 73
 Dis. / Ant. : 3m 2014 3115 9607-4877 Ant. pol. : HORIZONTAL
 Limit : FCC PART 15C PEAK
 Env. / Ins. : 23°C/54%
 Engineer : Leo-li
 EUT : Notebook
 Power rating : DC 20V From Adapter Input AC 120V/60Hz
 Test Mode : IEEE802.11a VHT20 CH64 5320MHz Tx
 M/N : RZ09-0168

No.	Freq. (MHz)	Ant. Factor (dB/m)	Cable Loss (dB)	AMP Loss factor (dB)	Reading (dBuV)	Emission Level (dBuV/m)	Limits (dBuV/m)	Margin (dB)	Remark
1	5324.140	33.99	9.70	35.30	94.98	103.37	74.00	-29.37	Peak
2	5350.000	34.04	9.71	35.29	49.99	52.45	74.00	21.55	Peak
3	5350.490	34.04	9.71	35.29	44.33	52.79	74.00	21.21	Peak
4	5460.000	34.23	9.76	35.25	41.92	50.66	74.00	23.34	Peak

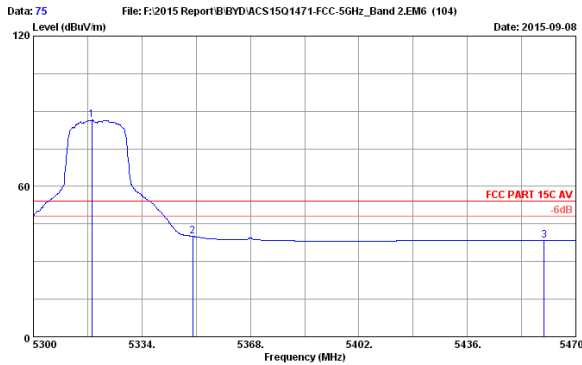
Remarks: 1. Emission Level= Antenna Factor + Cable Loss + Reading - Amp Factor
 2. The emission levels that are 20dB below the official limit are not reported.



Site no. : 3m Chamber Data no. : 74
 Dis. / Ant. : 3m 2014 3115 9607-4877 Ant. pol. : HORIZONTAL
 Limit : FCC PART 15C AV
 Env. / Ins. : 23°C/54%
 Engineer : Leo-li
 EUT : Notebook
 Power rating : DC 20V From Adapter Input AC 120V/60Hz
 Test Mode : IEEE802.11a VHT20 CH64 5320MHz Tx
 M/N : RZ09-0168

No.	Freq. (MHz)	Ant. Factor (dB/m)	Cable Loss (dB)	AMP Loss factor (dB)	Reading (dBuV)	Emission Level (dBuV/m)	Limits (dBuV/m)	Margin (dB)	Remark
1	5322.610	33.99	9.70	35.30	82.03	90.42	54.00	-36.42	Average
2	5350.000	34.04	9.71	35.29	33.33	41.79	54.00	12.21	Average
3	5460.000	34.23	9.76	35.25	29.64	38.38	54.00	15.62	Average

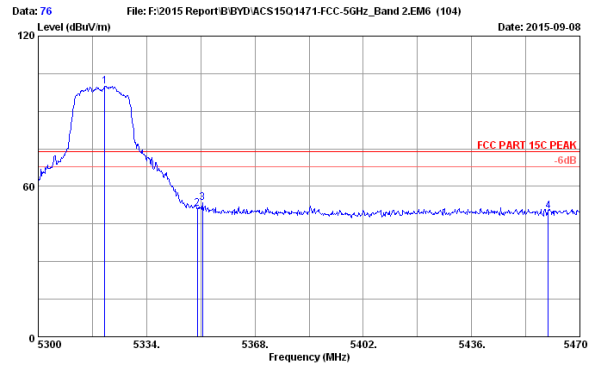
Remarks: 1. Emission Level= Antenna Factor + Cable Loss + Reading - Amp Factor
 2. The emission levels that are 20dB below the official limit are not reported.



Site no. : 3m Chamber Data no. : 75
 Dis. / Ant. : 3m 2014 3115 9607-4877 Ant. pol. : VERTICAL
 Limit : FCC PART 15C AV
 Env. / Ins. : 23°C/54%
 Engineer : Leo-li
 EUT : Notebook
 Power rating : DC 20V From Adapter Input AC 120V/60Hz
 Test Mode : IEEE802.11a VHT20 CH64 5320MHz Tx
 M/N : RZ09-0168

No.	Freq. (MHz)	Ant. Factor (dB/m)	Cable Loss (dB)	AMP Loss factor (dB)	Reading (dBuV)	Emission Level (dBuV/m)	Limits (dBuV/m)	Margin (dB)	Remark
1	5318.360	33.98	9.69	35.30	78.24	86.61	54.00	-32.61	Average
2	5350.000	34.04	9.71	35.29	31.61	40.07	54.00	13.93	Average
3	5460.000	34.23	9.76	35.25	29.61	38.35	54.00	15.65	Average

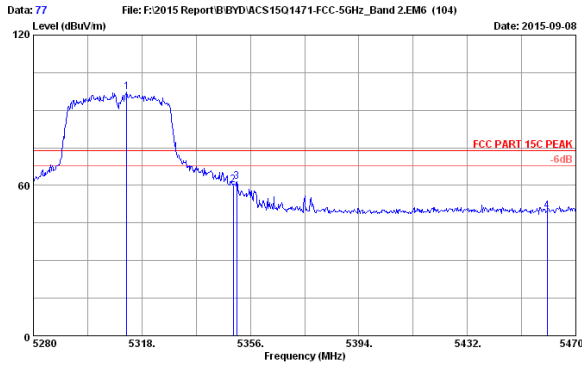
Remarks: 1. Emission Level= Antenna Factor + Cable Loss + Reading - Amp Factor
 2. The emission levels that are 20dB below the official limit are not reported.



Site no. : 3m Chamber Data no. : 76
 Dis. / Ant. : 3m 2014 3115 9607-4877 Ant. pol. : VERTICAL
 Limit : FCC PART 15C PEAK
 Env. / Ins. : 23°C/54%
 Engineer : Leo-li
 EUT : Notebook
 Power rating : DC 20V From Adapter Input AC 120V/60Hz
 Test Mode : IEEE802.11a VHT20 CH64 5320MHz Tx
 M/N : RZ09-0168

No.	Freq. (MHz)	Ant. Factor (dB/m)	Cable Loss (dB)	AMP Loss factor (dB)	Reading (dBuV)	Emission Level (dBuV/m)	Limits (dBuV/m)	Margin (dB)	Remark
1	5320.910	33.99	9.69	35.30	91.65	100.03	74.00	-26.03	Peak
2	5350.000	34.04	9.71	35.29	42.67	51.13	74.00	22.87	Peak
3	5351.510	34.04	9.71	35.29	44.95	53.41	74.00	20.59	Peak
4	5460.000	34.23	9.76	35.25	41.25	49.99	74.00	24.01	Peak

Remarks: 1. Emission Level= Antenna Factor + Cable Loss + Reading - Amp Factor
 2. The emission levels that are 20dB below the official limit are not reported.

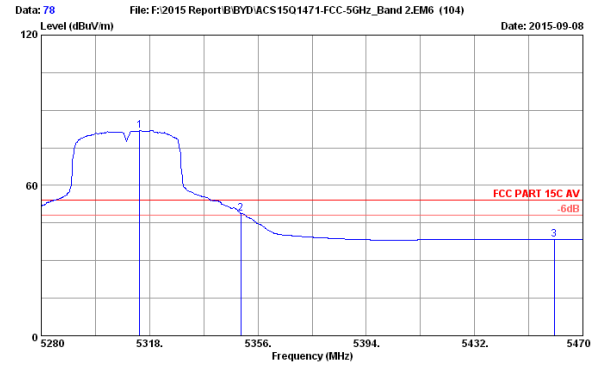


Data: 77 File: F:\2015 Report\B\BYD\ACS1501471-FCC-5GHz_Band 2.EM6 (104) Date: 2015-09-08

Site no. : 3m Chamber Data no. : 77
 Dis. / Ant. : 3m 2014 3115 9607-4877 Ant. pol. : VERTICAL
 Limit : FCC PART 15C PEAK
 Env. / Ins. : 23°C/54%
 Engineer : Leo-li
 EUT : Notebook
 Power rating : DC 20V From Adapter Input AC 120V/60Hz
 Test Mode : IEEEE802.11a VHT40 CH62 5310MHz Tx
 M/N : RZ09-0168

No.	Freq. (MHz)	Ant. Factor (dB/m)	Cable Loss (dB)	AMP factor (dB)	Reading (dBuV)	Emission Level (dBuV/m)	Limits (dBuV/m)	Margin (dB)	Remark
1	5312.680	33.97	9.69	35.30	89.00	97.36	74.00	-23.36	Peak
2	5350.000	34.04	9.71	35.29	51.64	60.10	74.00	13.90	Peak
3	5351.250	34.04	9.71	35.29	53.17	61.63	74.00	12.37	Peak
4	5460.000	34.23	9.76	35.25	41.07	49.81	74.00	24.19	Peak

Remarks: 1. Emission Level= Antenna Factor + Cable Loss + Reading - Amp Factor
 2. The emission levels that are 20dB below the official limit are not reported.

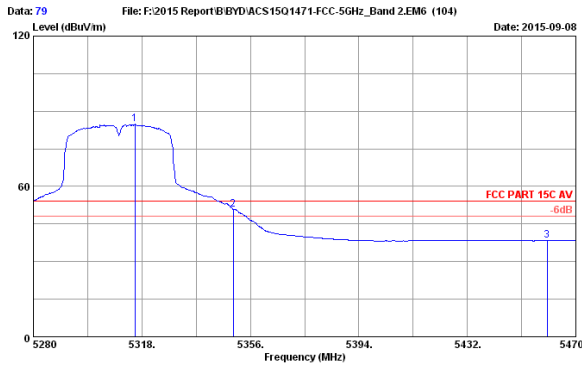


Data: 78 File: F:\2015 Report\B\BYD\ACS1501471-FCC-5GHz_Band 2.EM6 (104) Date: 2015-09-08

Site no. : 3m Chamber Data no. : 78
 Dis. / Ant. : 3m 2014 3115 9607-4877 Ant. pol. : VERTICAL
 Limit : FCC PART 15C AV
 Env. / Ins. : 23°C/54%
 Engineer : Leo-li
 EUT : Notebook
 Power rating : DC 20V From Adapter Input AC 120V/60Hz
 Test Mode : IEEEE802.11a VHT40 CH62 5310MHz Tx
 M/N : RZ09-0168

No.	Freq. (MHz)	Ant. Factor (dB/m)	Cable Loss (dB)	AMP factor (dB)	Reading (dBuV)	Emission Level (dBuV/m)	Limits (dBuV/m)	Margin (dB)	Remark
1	5314.580	33.98	9.69	35.30	73.52	81.89	54.00	-27.89	Average
2	5350.000	34.04	9.71	35.29	40.50	48.96	54.00	5.04	Average
3	5460.000	34.23	9.76	35.25	29.61	38.35	54.00	15.65	Average

Remarks: 1. Emission Level= Antenna Factor + Cable Loss + Reading - Amp Factor
 2. The emission levels that are 20dB below the official limit are not reported.

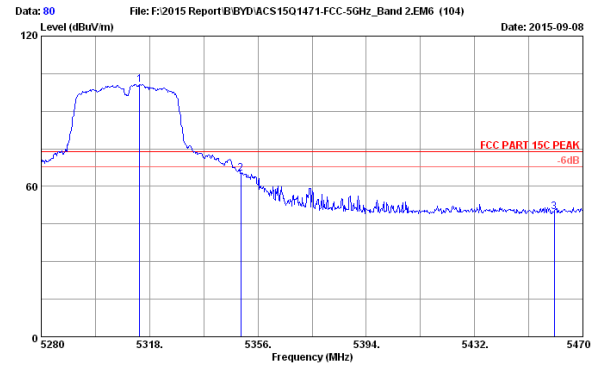


Data: 79 File: F:\2015 Report\B\BYD\ACS1501471-FCC-5GHz_Band 2.EM6 (104) Date: 2015-09-08

Site no. : 3m Chamber Data no. : 79
 Dis. / Ant. : 3m 2014 3115 9607-4877 Ant. pol. : HORIZONTAL
 Limit : FCC PART 15C AV
 Env. / Ins. : 23°C/54%
 Engineer : Leo-li
 EUT : Notebook
 Power rating : DC 20V From Adapter Input AC 120V/60Hz
 Test Mode : IEEEE802.11a VHT40 CH62 5310MHz Tx
 M/N : RZ09-0168

No.	Freq. (MHz)	Ant. Factor (dB/m)	Cable Loss (dB)	AMP factor (dB)	Reading (dBuV)	Emission Level (dBuV/m)	Limits (dBuV/m)	Margin (dB)	Remark
1	5315.530	33.98	9.69	35.30	76.40	84.77	54.00	-30.77	Average
2	5350.000	34.04	9.71	35.29	42.51	50.97	54.00	3.03	Average
3	5460.000	34.23	9.76	35.25	29.63	38.37	54.00	15.63	Average

Remarks: 1. Emission Level= Antenna Factor + Cable Loss + Reading - Amp Factor
 2. The emission levels that are 20dB below the official limit are not reported.

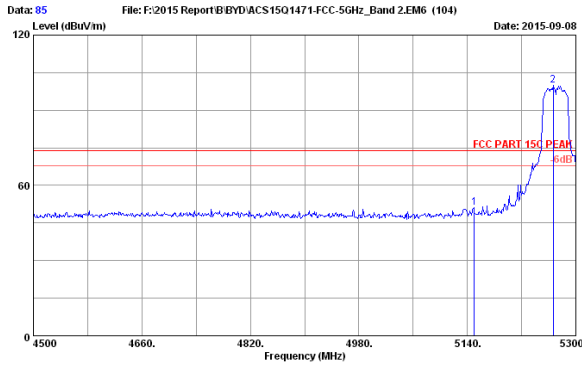


Data: 80 File: F:\2015 Report\B\BYD\ACS1501471-FCC-5GHz_Band 2.EM6 (104) Date: 2015-09-08

Site no. : 3m Chamber Data no. : 80
 Dis. / Ant. : 3m 2014 3115 9607-4877 Ant. pol. : HORIZONTAL
 Limit : FCC PART 15C PEAK
 Env. / Ins. : 23°C/54%
 Engineer : Leo-li
 EUT : Notebook
 Power rating : DC 20V From Adapter Input AC 120V/60Hz
 Test Mode : IEEEE802.11a VHT40 CH62 5310MHz Tx
 M/N : RZ09-0168

No.	Freq. (MHz)	Ant. Factor (dB/m)	Cable Loss (dB)	AMP factor (dB)	Reading (dBuV)	Emission Level (dBuV/m)	Limits (dBuV/m)	Margin (dB)	Remark
1	5314.580	33.98	9.69	35.30	92.28	100.65	74.00	-26.65	Peak
2	5350.000	34.04	9.71	35.29	56.58	65.04	74.00	8.96	Peak
3	5460.000	34.23	9.76	35.25	41.14	49.88	74.00	24.12	Peak

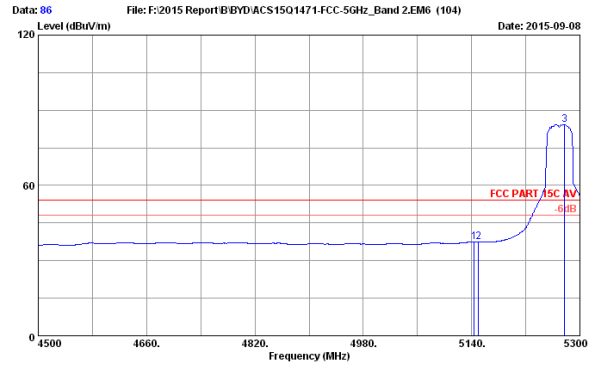
Remarks: 1. Emission Level= Antenna Factor + Cable Loss + Reading - Amp Factor
 2. The emission levels that are 20dB below the official limit are not reported.



Site no. : 3m Chamber Data no. : 85
 Dis. / Ant. : 3m 2014 3115 9607-4877 Ant. pol. : HORIZONTAL
 Limit : FCC PART 15C PEAK
 Env. / Ins. : 23°C/54%
 Engineer : Leo-li
 EUT : Notebook
 Power rating : DC 20V From Adapter Input AC 120V/60Hz
 Test Mode : IEEE802.11a VHT40 CH54 S270MHz Tx
 M/N : RZ09-0168

No.	Freq. (MHz)	Ant. Factor (dB/m)	Cable Loss (dB)	AMP (dB)	Reading (dBuV)	Emission Level (dBuV/m)	Limits (dBuV/m)	Margin (dB)	Remark
1	5150.000	33.68	9.62	35.38	43.09	51.01	74.00	22.99	Peak
2	5266.400	33.89	9.67	35.33	91.59	99.82	74.00	-25.82	Peak

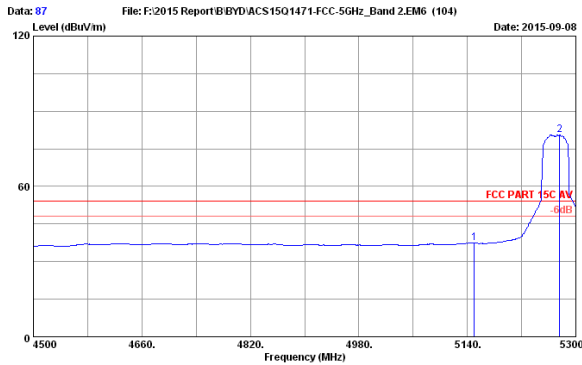
Remarks: 1. Emission Level= Antenna Factor + Cable Loss + Reading -Amp Factor
 2. The emission levels that are 20dB below the official limit are not reported.



Site no. : 3m Chamber Data no. : 86
 Dis. / Ant. : 3m 2014 3115 9607-4877 Ant. pol. : HORIZONTAL
 Limit : FCC PART 15C AV
 Env. / Ins. : 23°C/54%
 Engineer : Leo-li
 EUT : Notebook
 Power rating : DC 20V From Adapter Input AC 120V/60Hz
 Test Mode : IEEE802.11a VHT40 CH54 S270MHz Tx
 M/N : RZ09-0168

No.	Freq. (MHz)	Ant. Factor (dB/m)	Cable Loss (dB)	AMP (dB)	Reading (dBuV)	Emission Level (dBuV/m)	Limits (dBuV/m)	Margin (dB)	Remark
1	5144.000	33.67	9.62	35.38	29.57	37.48	54.00	16.52	Average
2	5150.000	33.68	9.62	35.38	29.49	37.41	54.00	16.59	Average
3	5277.600	33.91	9.68	35.33	76.02	84.28	54.00	-30.28	Average

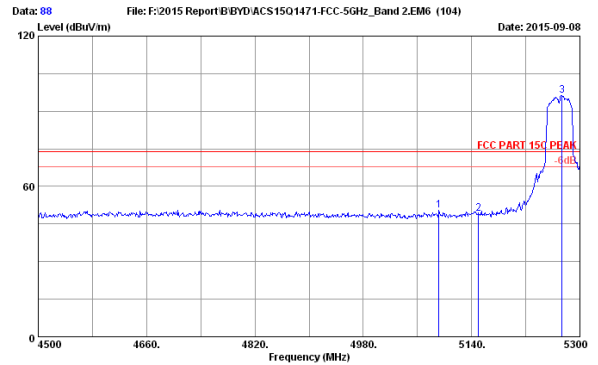
Remarks: 1. Emission Level= Antenna Factor + Cable Loss + Reading -Amp Factor
 2. The emission levels that are 20dB below the official limit are not reported.



Site no. : 3m Chamber Data no. : 87
 Dis. / Ant. : 3m 2014 3115 9607-4877 Ant. pol. : VERTICAL
 Limit : FCC PART 15C AV
 Env. / Ins. : 23°C/54%
 Engineer : Leo-li
 EUT : Notebook
 Power rating : DC 20V From Adapter Input AC 120V/60Hz
 Test Mode : IEEE802.11a VHT40 CH54 S270MHz Tx
 M/N : RZ09-0168

No.	Freq. (MHz)	Ant. Factor (dB/m)	Cable Loss (dB)	AMP (dB)	Reading (dBuV)	Emission Level (dBuV/m)	Limits (dBuV/m)	Margin (dB)	Remark
1	5150.000	33.68	9.62	35.38	29.39	37.31	54.00	16.69	Average
2	5276.000	33.91	9.68	35.33	72.36	80.62	54.00	-26.62	Average

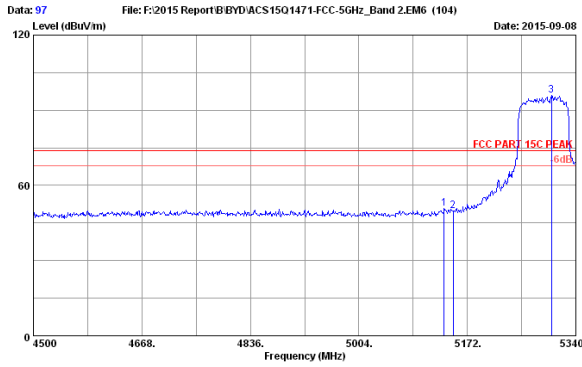
Remarks: 1. Emission Level= Antenna Factor + Cable Loss + Reading -Amp Factor
 2. The emission levels that are 20dB below the official limit are not reported.



Site no. : 3m Chamber Data no. : 88
 Dis. / Ant. : 3m 2014 3115 9607-4877 Ant. pol. : VERTICAL
 Limit : FCC PART 15C PEAK
 Env. / Ins. : 23°C/54%
 Engineer : Leo-li
 EUT : Notebook
 Power rating : DC 20V From Adapter Input AC 120V/60Hz
 Test Mode : IEEE802.11a VHT40 CH54 S270MHz Tx
 M/N : RZ09-0168

No.	Freq. (MHz)	Ant. Factor (dB/m)	Cable Loss (dB)	AMP (dB)	Reading (dBuV)	Emission Level (dBuV/m)	Limits (dBuV/m)	Margin (dB)	Remark
1	5092.000	33.57	9.59	35.40	42.63	50.39	74.00	23.61	Peak
2	5150.000	33.68	9.62	35.38	41.17	49.09	74.00	24.91	Peak
3	5273.600	33.90	9.68	35.33	88.09	96.34	74.00	-22.34	Peak

Remarks: 1. Emission Level= Antenna Factor + Cable Loss + Reading -Amp Factor
 2. The emission levels that are 20dB below the official limit are not reported.

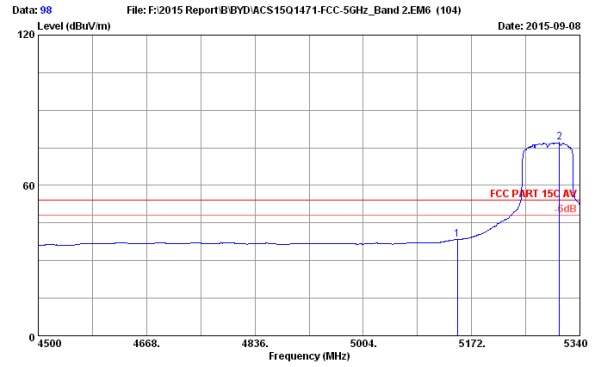


File: F:\2015 Report\B\BYD\ACS1501471-FCC-5GHz_Band 2.EM6 (104) Date: 2015-09-08

Site no. : 3m Chamber Data no. : 97
 Dis. / Ant. : 3m 2014 3115 9607-4877 Ant. pol. : HORIZONTAL
 Limit : FCC PART 15C PEAK
 Env. / Ins. : 23°C/54%
 Engineer : Leo-li
 EUT : Notebook
 Power rating : DC 20V From Adapter Input AC 120V/60Hz
 Test Mode : IEEE802.11a VHT80 CH58 5290MHz Tx
 M/N : RZ09-0168

No.	Freq. (MHz)	Ant. Factor (dB/m)	Cable Loss (dB)	AMP Loss (dB)	Reading (dBuV)	Emission Level (dBuV/m)	Limits (dBuV/m)	Margin (dB)	Remark
1	5135.880	33.65	9.61	35.39	43.01	50.88	74.00	23.12	Peak
2	5150.000	33.68	9.62	35.38	41.82	49.74	74.00	24.26	Peak
3	5302.200	33.95	9.68	35.32	87.55	95.66	74.00	-21.86	Peak

Remarks: 1. Emission Level= Antenna Factor + Cable Loss + Reading - Amp Factor
 2. The emission levels that are 20dB below the official limit are not reported.

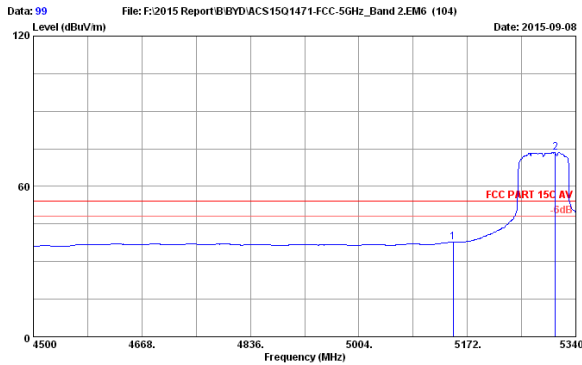


File: F:\2015 Report\B\BYD\ACS1501471-FCC-5GHz_Band 2.EM6 (104) Date: 2015-09-08

Site no. : 3m Chamber Data no. : 98
 Dis. / Ant. : 3m 2014 3115 9607-4877 Ant. pol. : HORIZONTAL
 Limit : FCC PART 15C AV
 Env. / Ins. : 23°C/54%
 Engineer : Leo-li
 EUT : Notebook
 Power rating : DC 20V From Adapter Input AC 120V/60Hz
 Test Mode : IEEE802.11a VHT80 CH58 5290MHz Tx
 M/N : RZ09-0168

No.	Freq. (MHz)	Ant. Factor (dB/m)	Cable Loss (dB)	AMP Loss (dB)	Reading (dBuV)	Emission Level (dBuV/m)	Limits (dBuV/m)	Margin (dB)	Remark
1	5150.000	33.68	9.62	35.38	30.49	38.41	54.00	15.59	Average
2	5308.080	33.96	9.69	35.32	68.79	77.12	54.00	-23.12	Average

Remarks: 1. Emission Level= Antenna Factor + Cable Loss + Reading - Amp Factor
 2. The emission levels that are 20dB below the official limit are not reported.

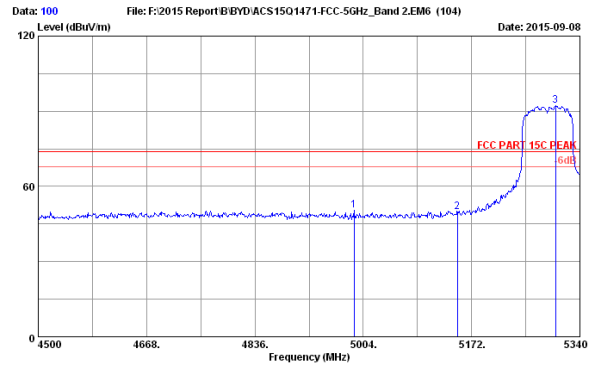


File: F:\2015 Report\B\BYD\ACS1501471-FCC-5GHz_Band 2.EM6 (104) Date: 2015-09-08

Site no. : 3m Chamber Data no. : 99
 Dis. / Ant. : 3m 2014 3115 9607-4877 Ant. pol. : VERTICAL
 Limit : FCC PART 15C AV
 Env. / Ins. : 23°C/54%
 Engineer : Leo-li
 EUT : Notebook
 Power rating : DC 20V From Adapter Input AC 120V/60Hz
 Test Mode : IEEE802.11a VHT80 CH58 5290MHz Tx
 M/N : RZ09-0168

No.	Freq. (MHz)	Ant. Factor (dB/m)	Cable Loss (dB)	AMP Loss (dB)	Reading (dBuV)	Emission Level (dBuV/m)	Limits (dBuV/m)	Margin (dB)	Remark
1	5150.000	33.68	9.62	35.38	29.73	37.65	54.00	16.35	Average
2	5308.080	33.96	9.69	35.32	65.23	73.56	54.00	-19.56	Average

Remarks: 1. Emission Level= Antenna Factor + Cable Loss + Reading - Amp Factor
 2. The emission levels that are 20dB below the official limit are not reported.

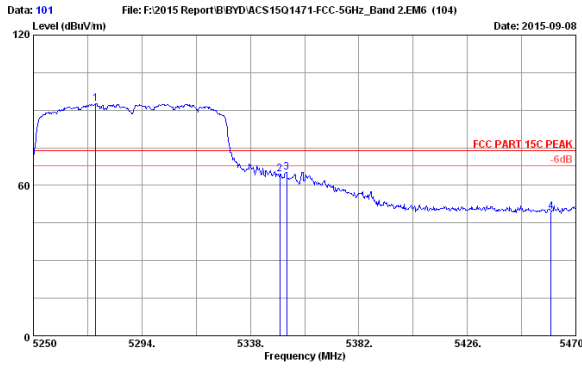


File: F:\2015 Report\B\BYD\ACS1501471-FCC-5GHz_Band 2.EM6 (104) Date: 2015-09-08

Site no. : 3m Chamber Data no. : 100
 Dis. / Ant. : 3m 2014 3115 9607-4877 Ant. pol. : VERTICAL
 Limit : FCC PART 15C PEAK
 Env. / Ins. : 23°C/54%
 Engineer : Leo-li
 EUT : Notebook
 Power rating : DC 20V From Adapter Input AC 120V/60Hz
 Test Mode : IEEE802.11a VHT80 CH58 5290MHz Tx
 M/N : RZ09-0168

No.	Freq. (MHz)	Ant. Factor (dB/m)	Cable Loss (dB)	AMP Loss (dB)	Reading (dBuV)	Emission Level (dBuV/m)	Limits (dBuV/m)	Margin (dB)	Remark
1	4989.720	33.38	9.54	35.45	42.94	50.41	74.00	23.59	Peak
2	5150.000	33.68	9.62	35.38	41.82	49.74	74.00	24.26	Peak
3	5302.200	33.95	9.68	35.32	83.82	92.13	74.00	-18.13	Peak

Remarks: 1. Emission Level= Antenna Factor + Cable Loss + Reading - Amp Factor
 2. The emission levels that are 20dB below the official limit are not reported.

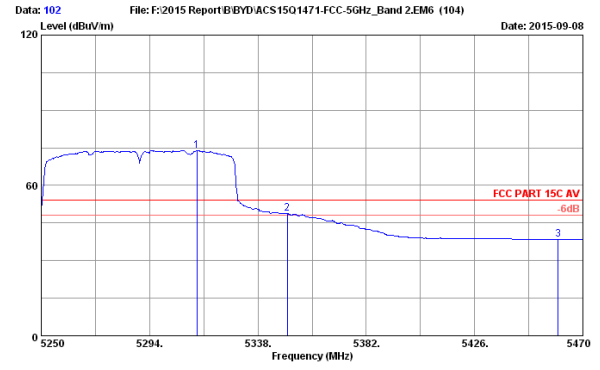


Data: 101 File: F:\2015 Report\B\BYD\ACS1501471-FCC-5GHz_Band 2.EM6 (104) Date: 2015-09-08

Site no. : 3m Chamber Data no. : 101
 Dis. / Ant. : 3m 2014 3115 9607-4877 Ant. pol. : VERTICAL
 Limit : FCC PART 15C PEAK
 Env. / Ins. : 23°C/54%
 Engineer : Leo-Li
 EUT : Notebook
 Power rating : DC 20V From Adapter Input AC 120V/60Hz
 Test Mode : IEEES02.11a VHT80 CH58 5290MHz Tx
 M/N : RZ09-0168

No.	Freq. (MHz)	Ant. Factor (dB/m)	Cable Loss (dB)	AMP Loss (dB)	Reading (dBuV)	Emission Level (dBuV/m)	Limits (dBuV/m)	Margin (dB)	Remark
1	5275.300	33.91	9.68	35.33	84.46	92.72	74.00	-18.72	Peak
2	5350.000	34.04	9.71	35.29	55.96	64.42	74.00	9.58	Peak
3	5352.740	34.04	9.71	35.29	56.83	65.29	74.00	8.71	Peak
4	5460.000	34.23	9.76	35.25	40.90	49.64	74.00	24.36	Peak

Remarks: 1. Emission Level= Antenna Factor + Cable Loss + Reading - Amp Factor
 2. The emission levels that are 20dB below the official limit are not reported.

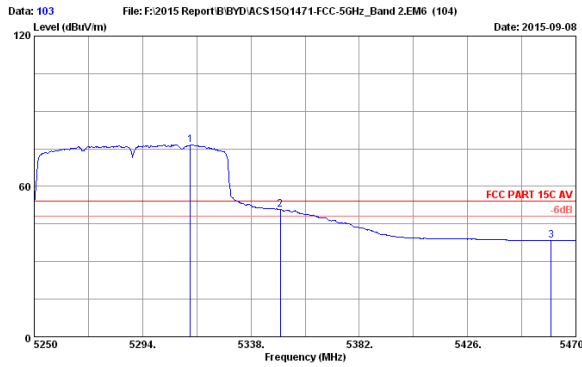


Data: 102 File: F:\2015 Report\B\BYD\ACS1501471-FCC-5GHz_Band 2.EM6 (104) Date: 2015-09-08

Site no. : 3m Chamber Data no. : 102
 Dis. / Ant. : 3m 2014 3115 9607-4877 Ant. pol. : VERTICAL
 Limit : FCC PART 15C AV
 Env. / Ins. : 23°C/54%
 Engineer : Leo-Li
 EUT : Notebook
 Power rating : DC 20V From Adapter Input AC 120V/60Hz
 Test Mode : IEEES02.11a VHT80 CH58 5290MHz Tx
 M/N : RZ09-0168

No.	Freq. (MHz)	Ant. Factor (dB/m)	Cable Loss (dB)	AMP Loss (dB)	Reading (dBuV)	Emission Level (dBuV/m)	Limits (dBuV/m)	Margin (dB)	Remark
1	5313.140	33.97	9.69	35.30	65.58	73.94	54.00	-19.94	QP
2	5350.000	34.04	9.71	35.29	40.38	48.84	54.00	5.16	QP
3	5460.000	34.23	9.76	35.25	29.61	38.35	54.00	15.65	QP

Remarks: 1. Emission Level= Antenna Factor + Cable Loss + Reading - Amp Factor
 2. The emission levels that are 20dB below the official limit are not reported.

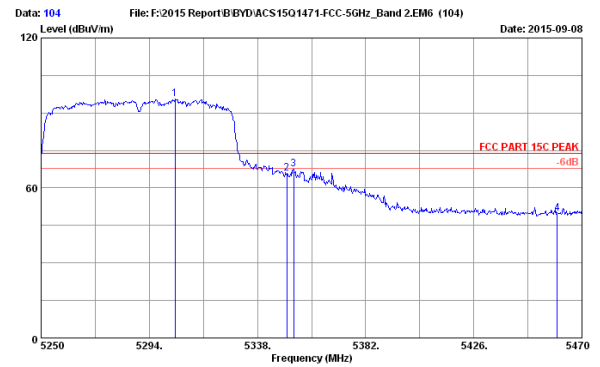


Data: 103 File: F:\2015 Report\B\BYD\ACS1501471-FCC-5GHz_Band 2.EM6 (104) Date: 2015-09-08

Site no. : 3m Chamber Data no. : 103
 Dis. / Ant. : 3m 2014 3115 9607-4877 Ant. pol. : VERTICAL
 Limit : FCC PART 15C AV
 Env. / Ins. : 23°C/54%
 Engineer : Leo-Li
 EUT : Notebook
 Power rating : DC 20V From Adapter Input AC 120V/60Hz
 Test Mode : IEEES02.11a VHT80 CH58 5290MHz Tx
 M/N : RZ09-0168

No.	Freq. (MHz)	Ant. Factor (dB/m)	Cable Loss (dB)	AMP Loss (dB)	Reading (dBuV)	Emission Level (dBuV/m)	Limits (dBuV/m)	Margin (dB)	Remark
1	5313.360	33.97	9.69	35.30	68.26	76.62	54.00	-22.62	Average
2	5350.000	34.04	9.71	35.29	42.29	50.75	54.00	3.25	Average
3	5460.000	34.23	9.76	35.25	29.62	38.36	54.00	15.64	Average

Remarks: 1. Emission Level= Antenna Factor + Cable Loss + Reading - Amp Factor
 2. The emission levels that are 20dB below the official limit are not reported.



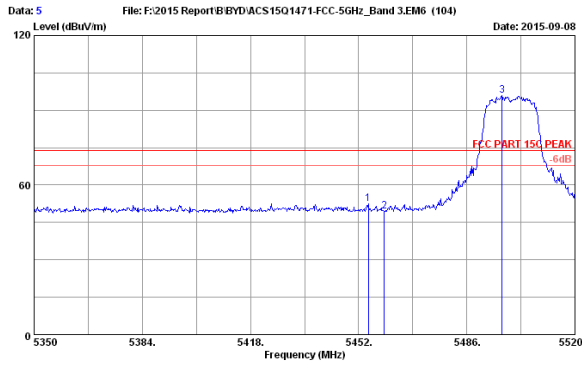
Data: 104 File: F:\2015 Report\B\BYD\ACS1501471-FCC-5GHz_Band 2.EM6 (104) Date: 2015-09-08

Site no. : 3m Chamber Data no. : 104
 Dis. / Ant. : 3m 2014 3115 9607-4877 Ant. pol. : VERTICAL
 Limit : FCC PART 15C PEAK
 Env. / Ins. : 23°C/54%
 Engineer : Leo-Li
 EUT : Notebook
 Power rating : DC 20V From Adapter Input AC 120V/60Hz
 Test Mode : IEEES02.11a VHT80 CH58 5290MHz Tx
 M/N : RZ09-0168

No.	Freq. (MHz)	Ant. Factor (dB/m)	Cable Loss (dB)	AMP Loss (dB)	Reading (dBuV)	Emission Level (dBuV/m)	Limits (dBuV/m)	Margin (dB)	Remark
1	5304.560	33.96	9.69	35.32	87.21	95.54	74.00	-21.54	Peak
2	5350.000	34.04	9.71	35.29	57.36	65.82	74.00	8.18	Peak
3	5352.740	34.04	9.71	35.29	59.00	67.48	74.00	6.54	Peak
4	5460.000	34.23	9.76	35.25	41.04	49.78	74.00	24.22	Peak

Remarks: 1. Emission Level= Antenna Factor + Cable Loss + Reading - Amp Factor
 2. The emission levels that are 20dB below the official limit are not reported.

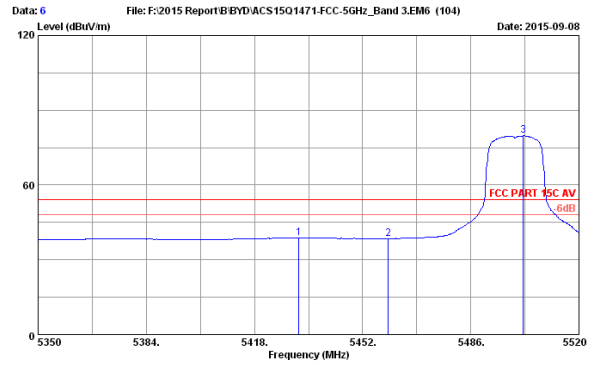
5500-5700MHz Band:



Site no. : 3m Chamber Data no. : 5
 Dis. / Ant. : 3m 2014 3115 9607-4877 Ant. pol. : VERTICAL
 Limit : FCC PART 15C PEAK
 Env. / Ins. : 23°C/54%
 Engineer : Leo-Li
 EUT : Notebook
 Power rating : DC 20V From Adapter Input AC 120V/60Hz
 Test Mode : IEEE802.11a CH100 5500MHz Tx
 M/N : RZ09-0168

No.	Freq. (MHz)	Ant. Factor (dB/m)	Cable Loss (dB)	AMP factor (dB)	Reading (dBuV)	Emission Level (dBuV/m)	Limits (dBuV/m)	Margin (dB)	Remark
1	5455.060	34.22	9.76	35.25	43.84	52.57	74.00	21.43	Peak
2	5460.000	34.23	9.76	35.25	40.86	49.60	74.00	24.40	Peak
3	5497.050	34.29	9.78	35.22	87.09	95.94	74.00	-21.94	Peak

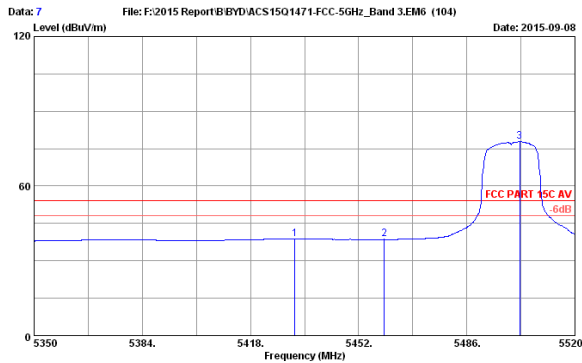
Remarks: 1. Emission Level= Antenna Factor + Cable Loss + Reading - Amp Factor
 2. The emission levels that are 20dB below the official limit are not reported.



Site no. : 3m Chamber Data no. : 6
 Dis. / Ant. : 3m 2014 3115 9607-4877 Ant. pol. : VERTICAL
 Limit : FCC PART 15C AV
 Env. / Ins. : 23°C/54%
 Engineer : Leo-Li
 EUT : Notebook
 Power rating : DC 20V From Adapter Input AC 120V/60Hz
 Test Mode : IEEE802.11a CH100 5500MHz Tx
 M/N : RZ09-0168

No.	Freq. (MHz)	Ant. Factor (dB/m)	Cable Loss (dB)	AMP factor (dB)	Reading (dBuV)	Emission Level (dBuV/m)	Limits (dBuV/m)	Margin (dB)	Remark
1	5431.940	34.18	9.75	35.26	30.12	38.79	54.00	15.21	Average
2	5460.000	34.23	9.76	35.25	29.82	38.56	54.00	15.44	Average
3	5502.490	34.30	9.79	35.22	70.90	79.77	54.00	-25.77	Average

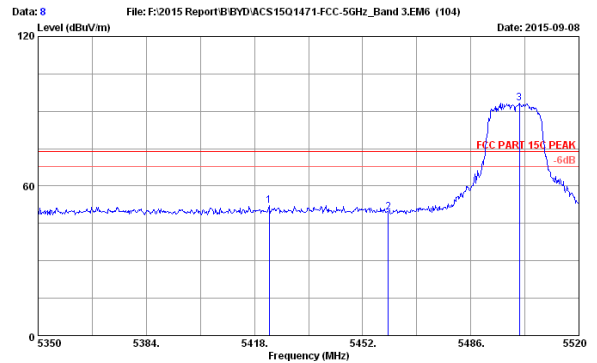
Remarks: 1. Emission Level= Antenna Factor + Cable Loss + Reading - Amp Factor
 2. The emission levels that are 20dB below the official limit are not reported.



Site no. : 3m Chamber Data no. : 7
 Dis. / Ant. : 3m 2014 3115 9607-4877 Ant. pol. : HORIZONTAL
 Limit : FCC PART 15C AV
 Env. / Ins. : 23°C/54%
 Engineer : Leo-Li
 EUT : Notebook
 Power rating : DC 20V From Adapter Input AC 120V/60Hz
 Test Mode : IEEE802.11a CH100 5500MHz Tx
 M/N : RZ09-0168

No.	Freq. (MHz)	Ant. Factor (dB/m)	Cable Loss (dB)	AMP factor (dB)	Reading (dBuV)	Emission Level (dBuV/m)	Limits (dBuV/m)	Margin (dB)	Remark
1	5431.940	34.18	9.75	35.26	30.09	38.76	54.00	15.24	Average
2	5460.000	34.23	9.76	35.25	29.87	38.61	54.00	15.39	Average
3	5502.680	34.30	9.79	35.22	88.92	97.79	54.00	-23.79	Average

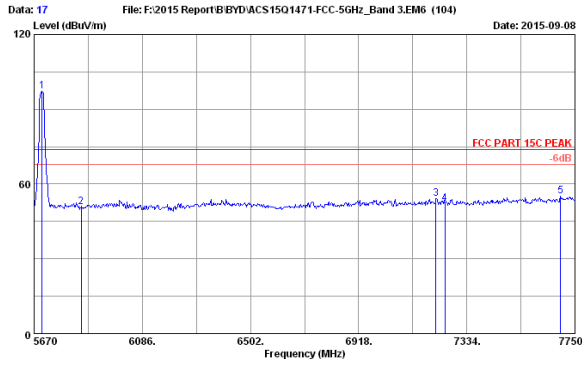
Remarks: 1. Emission Level= Antenna Factor + Cable Loss + Reading - Amp Factor
 2. The emission levels that are 20dB below the official limit are not reported.



Site no. : 3m Chamber Data no. : 8
 Dis. / Ant. : 3m 2014 3115 9607-4877 Ant. pol. : HORIZONTAL
 Limit : FCC PART 15C PEAK
 Env. / Ins. : 23°C/54%
 Engineer : Leo-Li
 EUT : Notebook
 Power rating : DC 20V From Adapter Input AC 120V/60Hz
 Test Mode : IEEE802.11a CH100 5500MHz Tx
 M/N : RZ09-0168

No.	Freq. (MHz)	Ant. Factor (dB/m)	Cable Loss (dB)	AMP factor (dB)	Reading (dBuV)	Emission Level (dBuV/m)	Limits (dBuV/m)	Margin (dB)	Remark
1	5422.590	34.17	9.74	35.26	43.42	52.07	74.00	21.93	Peak
2	5460.000	34.23	9.76	35.25	40.79	49.53	74.00	24.47	Peak
3	5501.300	34.30	9.79	35.22	84.32	93.18	74.00	-19.18	Peak

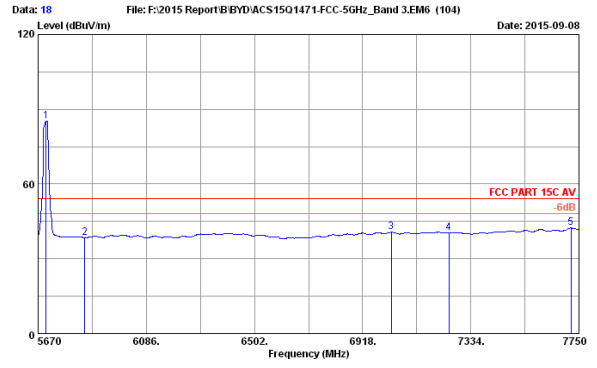
Remarks: 1. Emission Level= Antenna Factor + Cable Loss + Reading - Amp Factor
 2. The emission levels that are 20dB below the official limit are not reported.



Site no. : 3m Chamber Data no. : 17
 Dis. / Ant. : 3m 2014 3115 9607-4877 Ant. pol. : HORIZONTAL
 Limit : FCC PART 15C PEAK
 Env. / Ins. : 23°C/54"
 Engineer : Leo-Li
 EUT : Notebook
 Power rating : DC 20V From Adapter Input AC 120V/60Hz
 Test Mode : IEEES02.11a CH140 5700MHz Tx
 M/N : RZ09-0168

No.	Freq. (MHz)	Ant. Factor (dB/m)	Cable Loss (dB)	AMP factor (dB)	Reading (dBuV)	Emission Level (dBuV/m)	Limits (dBuV/m)	Margin (dB)	Remark
1	5701.200	34.38	9.88	35.14	88.18	97.30	74.00	-23.30	Peak
2	5850.960	34.44	9.95	35.07	41.43	50.75	74.00	23.25	Peak
3	7215.440	35.83	10.70	35.49	43.24	54.28	74.00	19.72	Peak
4	7250.000	35.91	10.74	35.50	41.15	52.30	74.00	21.70	Peak
5	7693.840	36.62	11.16	35.68	42.91	55.01	74.00	18.99	Peak

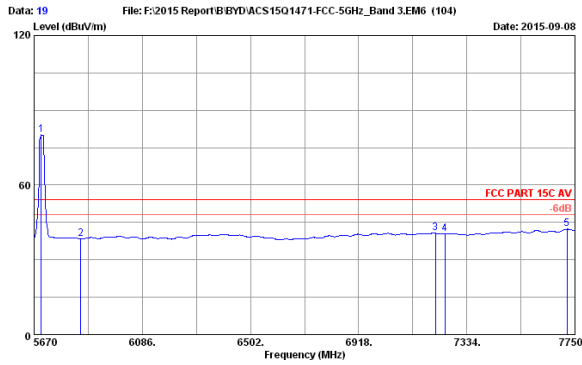
Remarks: 1. Emission Level= Antenna Factor + Cable Loss + Reading -amp Factor
 2. The emission levels that are 20dB below the official limit are not reported.



Site no. : 3m Chamber Data no. : 18
 Dis. / Ant. : 3m 2014 3115 9607-4877 Ant. pol. : HORIZONTAL
 Limit : FCC PART 15C AV
 Env. / Ins. : 23°C/54"
 Engineer : Leo-Li
 EUT : Notebook
 Power rating : DC 20V From Adapter Input AC 120V/60Hz
 Test Mode : IEEES02.11a CH140 5700MHz Tx
 M/N : RZ09-0168

No.	Freq. (MHz)	Ant. Factor (dB/m)	Cable Loss (dB)	AMP factor (dB)	Reading (dBuV)	Emission Level (dBuV/m)	Limits (dBuV/m)	Margin (dB)	Remark
1	5701.200	34.38	9.88	35.14	76.05	85.17	54.00	-31.17	Average
2	5850.000	34.44	9.95	35.07	29.16	38.48	54.00	15.52	Average
3	7028.240	35.37	10.51	35.41	30.19	40.66	54.00	13.34	Average
4	7250.000	35.91	10.74	35.50	29.41	40.56	54.00	13.44	Average
5	7718.800	36.63	11.20	35.69	30.18	42.32	54.00	11.68	Average

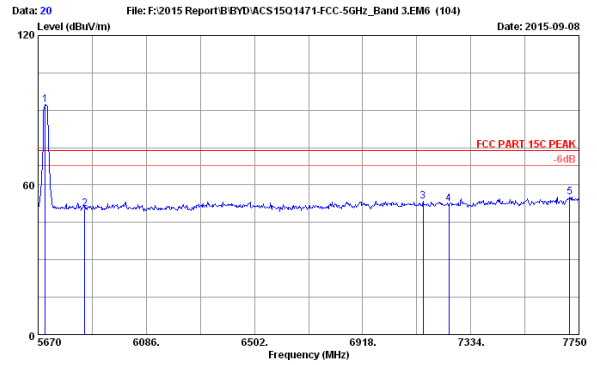
Remarks: 1. Emission Level= Antenna Factor + Cable Loss + Reading -amp Factor
 2. The emission levels that are 20dB below the official limit are not reported.



Site no. : 3m Chamber Data no. : 19
 Dis. / Ant. : 3m 2014 3115 9607-4877 Ant. pol. : VERTICAL
 Limit : FCC PART 15C AV
 Env. / Ins. : 23°C/54"
 Engineer : Leo-Li
 EUT : Notebook
 Power rating : DC 20V From Adapter Input AC 120V/60Hz
 Test Mode : IEEES02.11a CH140 5700MHz Tx
 M/N : RZ09-0168

No.	Freq. (MHz)	Ant. Factor (dB/m)	Cable Loss (dB)	AMP factor (dB)	Reading (dBuV)	Emission Level (dBuV/m)	Limits (dBuV/m)	Margin (dB)	Remark
1	5697.040	34.38	9.87	35.14	70.97	80.08	54.00	-26.08	Average
2	5850.000	34.44	9.95	35.07	29.11	38.43	54.00	15.57	Average
3	7213.360	35.82	10.70	35.49	29.63	40.66	54.00	13.34	Average
4	7250.000	35.91	10.74	35.50	29.35	40.50	54.00	13.50	Average
5	7718.800	36.63	11.20	35.69	30.15	42.29	54.00	11.71	Average

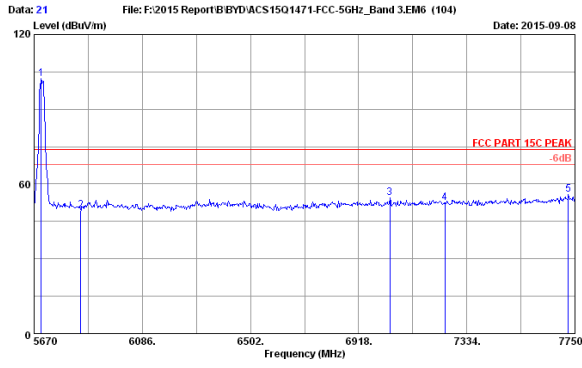
Remarks: 1. Emission Level= Antenna Factor + Cable Loss + Reading -amp Factor
 2. The emission levels that are 20dB below the official limit are not reported.



Site no. : 3m Chamber Data no. : 20
 Dis. / Ant. : 3m 2014 3115 9607-4877 Ant. pol. : VERTICAL
 Limit : FCC PART 15C PEAK
 Env. / Ins. : 23°C/54"
 Engineer : Leo-Li
 EUT : Notebook
 Power rating : DC 20V From Adapter Input AC 120V/60Hz
 Test Mode : IEEES02.11a CH140 5700MHz Tx
 M/N : RZ09-0168

No.	Freq. (MHz)	Ant. Factor (dB/m)	Cable Loss (dB)	AMP factor (dB)	Reading (dBuV)	Emission Level (dBuV/m)	Limits (dBuV/m)	Margin (dB)	Remark
1	5697.040	34.38	9.87	35.14	83.16	92.27	74.00	-18.27	Peak
2	5850.000	34.44	9.95	35.07	41.23	50.55	74.00	23.45	Peak
3	7150.960	35.67	10.63	35.46	42.54	53.38	74.00	20.62	Peak
4	7250.000	35.91	10.74	35.50	41.32	52.47	74.00	21.53	Peak
5	7714.640	36.63	11.20	35.69	43.04	55.18	74.00	18.82	Peak

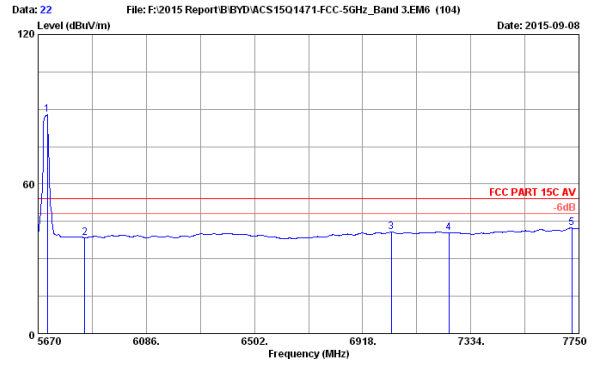
Remarks: 1. Emission Level= Antenna Factor + Cable Loss + Reading -amp Factor
 2. The emission levels that are 20dB below the official limit are not reported.



Site no. : 3m Chamber Data no. : 21
 Dis. / Ant. : 3m 2014 3115 9607-4877 Ant. pol. : VERTICAL
 Limit : FCC PART 15C PEAK
 Env. / Ins. : 23°C/54%
 Engineer : Leo-Li
 EUT : Notebook
 Power rating : DC 20V From Adapter Input AC 120V/60Hz
 Test Mode : IEEE802.11nHT20 CH140 5700MHz Tx
 M/N : RZ09-0168

No.	Freq. (MHz)	Ant. Factor (dB/m)	Cable Loss (dB)	AMP factor (dB)	Reading (dBuV)	Emission Level (dBuV/m)	Limits (dBuV/m)	Margin (dB)	Remark
1	5697.040	34.38	9.87	35.14	93.13	102.24	74.00	-28.24	Peak
2	5850.000	34.44	9.95	35.07	40.20	49.52	74.00	24.48	Peak
3	7028.640	35.40	10.53	35.42	43.90	54.41	74.00	19.59	Peak
4	7250.000	35.91	10.74	35.50	41.36	52.51	74.00	21.49	Peak
5	7725.040	36.64	11.20	35.69	43.63	55.78	74.00	18.22	Peak

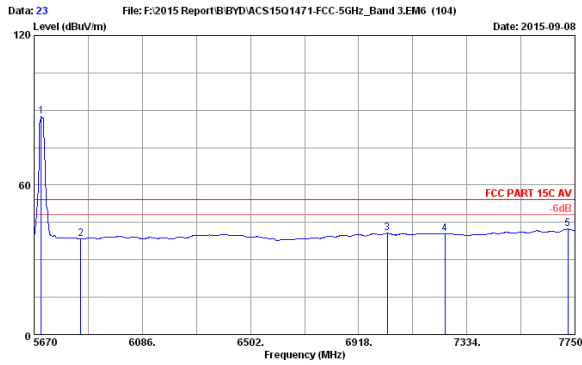
Remarks: 1. Emission Level= Antenna Factor + Cable Loss + Reading -amp Factor
 2. The emission levels that are 20dB below the official limit are not reported.



Site no. : 3m Chamber Data no. : 22
 Dis. / Ant. : 3m 2014 3115 9607-4877 Ant. pol. : VERTICAL
 Limit : FCC PART 15C AV
 Env. / Ins. : 23°C/54%
 Engineer : Leo-Li
 EUT : Notebook
 Power rating : DC 20V From Adapter Input AC 120V/60Hz
 Test Mode : IEEE802.11nHT20 CH140 5700MHz Tx
 M/N : RZ09-0168

No.	Freq. (MHz)	Ant. Factor (dB/m)	Cable Loss (dB)	AMP factor (dB)	Reading (dBuV)	Emission Level (dBuV/m)	Limits (dBuV/m)	Margin (dB)	Remark
1	5705.360	34.38	9.88	35.14	76.70	87.82	54.00	-33.82	Average
2	5850.000	34.44	9.95	35.07	29.14	38.46	54.00	15.54	Average
3	7028.240	35.37	10.51	35.41	30.24	40.71	54.00	13.29	Average
4	7250.000	35.91	10.74	35.50	29.38	40.53	54.00	13.47	Average
5	7722.960	36.64	11.20	35.69	30.21	42.36	54.00	11.64	Average

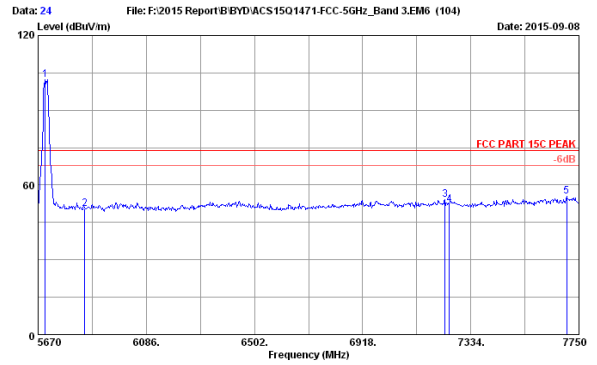
Remarks: 1. Emission Level= Antenna Factor + Cable Loss + Reading -amp Factor
 2. The emission levels that are 20dB below the official limit are not reported.



Site no. : 3m Chamber Data no. : 23
 Dis. / Ant. : 3m 2014 3115 9607-4877 Ant. pol. : HORIZONTAL
 Limit : FCC PART 15C AV
 Env. / Ins. : 23°C/54%
 Engineer : Leo-Li
 EUT : Notebook
 Power rating : DC 20V From Adapter Input AC 120V/60Hz
 Test Mode : IEEE802.11nHT20 CH140 5700MHz Tx
 M/N : RZ09-0168

No.	Freq. (MHz)	Ant. Factor (dB/m)	Cable Loss (dB)	AMP factor (dB)	Reading (dBuV)	Emission Level (dBuV/m)	Limits (dBuV/m)	Margin (dB)	Remark
1	5697.040	34.38	9.87	35.14	78.39	87.50	54.00	-33.50	Average
2	5850.000	34.44	9.95	35.07	29.08	38.40	54.00	15.60	Average
3	7028.240	35.37	10.51	35.41	30.16	40.63	54.00	13.37	Average
4	7250.000	35.91	10.74	35.50	29.30	40.45	54.00	13.55	Average
5	7722.960	36.64	11.20	35.69	30.15	42.30	54.00	11.70	Average

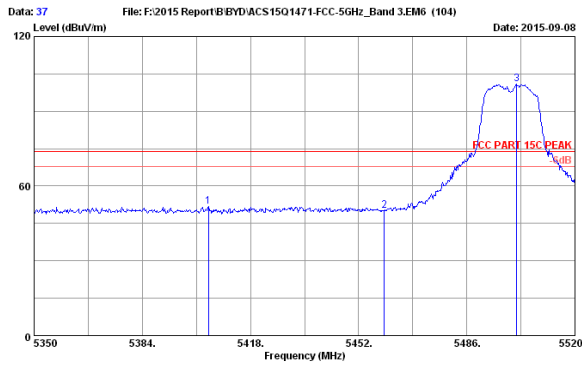
Remarks: 1. Emission Level= Antenna Factor + Cable Loss + Reading -amp Factor
 2. The emission levels that are 20dB below the official limit are not reported.



Site no. : 3m Chamber Data no. : 24
 Dis. / Ant. : 3m 2014 3115 9607-4877 Ant. pol. : HORIZONTAL
 Limit : FCC PART 15C PEAK
 Env. / Ins. : 23°C/54%
 Engineer : Leo-Li
 EUT : Notebook
 Power rating : DC 20V From Adapter Input AC 120V/60Hz
 Test Mode : IEEE802.11nHT20 CH140 5700MHz Tx
 M/N : RZ09-0168

No.	Freq. (MHz)	Ant. Factor (dB/m)	Cable Loss (dB)	AMP factor (dB)	Reading (dBuV)	Emission Level (dBuV/m)	Limits (dBuV/m)	Margin (dB)	Remark
1	5697.040	34.38	9.87	35.14	93.34	102.45	74.00	-28.45	Peak
2	5850.000	34.44	9.95	35.07	41.11	50.43	74.00	23.57	Peak
3	7234.160	35.87	10.72	35.49	42.89	53.99	74.00	20.01	Peak
4	7250.800	35.91	10.74	35.50	41.14	52.29	74.00	21.71	Peak
5	7702.160	36.62	11.18	35.68	43.37	55.49	74.00	18.51	Peak

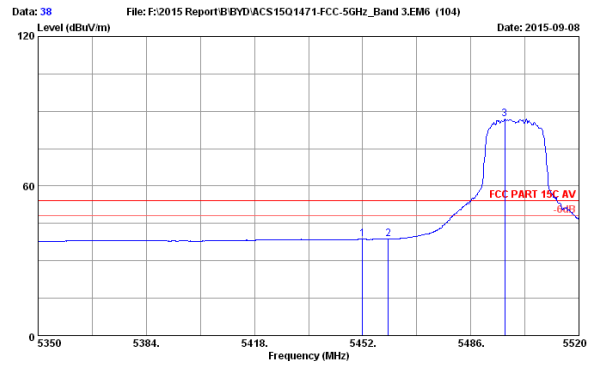
Remarks: 1. Emission Level= Antenna Factor + Cable Loss + Reading -amp Factor
 2. The emission levels that are 20dB below the official limit are not reported.



Site no. : 3m Chamber Data no. : 37
 Dis. / Ant. : 3m 2014 3115 9607-4877 Ant. pol. : VERTICAL
 Limit : FCC PART 15C PEAK
 Env. / Ins. : 23°C/54%
 Engineer : Leo-Li
 EUT : Notebook
 Power rating : DC 20V From Adapter Input AC 120V/60Hz
 Test Mode : IEEE802.11nHT20 CH100 5500MHz Tx
 M/N : RZ09-0168

No.	Freq. (MHz)	Ant. Factor (dB/m)	Cable Loss (dB)	AMP factor (dB)	Reading (dBuV)	Emission Level (dBuV/m)	Limits (dBuV/m)	Margin (dB)	Remark
1	5404.740	34.14	9.74	35.27	43.21	51.82	74.00	22.18	Peak
2	5460.000	34.23	9.76	35.25	41.27	50.01	74.00	23.99	Peak
3	5501.640	34.30	9.78	35.22	91.97	100.83	74.00	-26.83	Peak

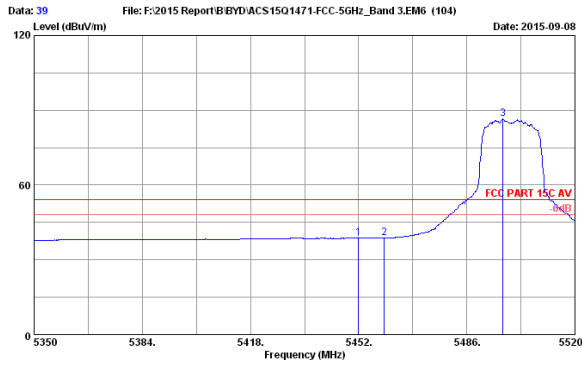
Remarks: 1. Emission Level= Antenna Factor + Cable Loss + Reading - Amp Factor
 2. The emission levels that are 20dB below the official limit are not reported.



Site no. : 3m Chamber Data no. : 38
 Dis. / Ant. : 3m 2014 3115 9607-4877 Ant. pol. : VERTICAL
 Limit : FCC PART 15C AV
 Env. / Ins. : 23°C/54%
 Engineer : Leo-Li
 EUT : Notebook
 Power rating : DC 20V From Adapter Input AC 120V/60Hz
 Test Mode : IEEE802.11nHT20 CH100 5500MHz Tx
 M/N : RZ09-0168

No.	Freq. (MHz)	Ant. Factor (dB/m)	Cable Loss (dB)	AMP factor (dB)	Reading (dBuV)	Emission Level (dBuV/m)	Limits (dBuV/m)	Margin (dB)	Remark
1	5452.000	34.22	9.76	35.25	30.04	38.77	54.00	15.23	Average
2	5460.000	34.23	9.76	35.25	29.99	38.73	54.00	15.27	Average
3	5496.710	34.29	9.78	35.22	78.11	86.96	54.00	-32.96	Average

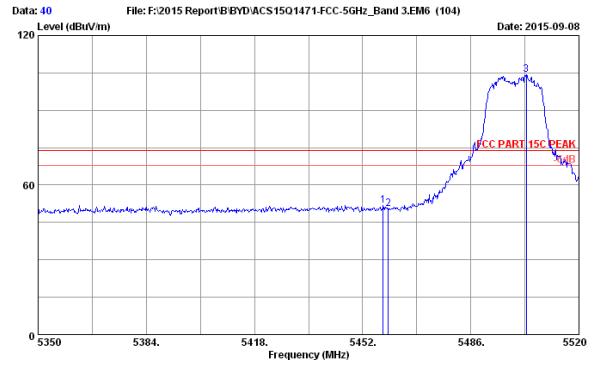
Remarks: 1. Emission Level= Antenna Factor + Cable Loss + Reading - Amp Factor
 2. The emission levels that are 20dB below the official limit are not reported.



Site no. : 3m Chamber Data no. : 39
 Dis. / Ant. : 3m 2014 3115 9607-4877 Ant. pol. : HORIZONTAL
 Limit : FCC PART 15C AV
 Env. / Ins. : 23°C/54%
 Engineer : Leo-Li
 EUT : Notebook
 Power rating : DC 20V From Adapter Input AC 120V/60Hz
 Test Mode : IEEE802.11nHT20 CH100 5500MHz Tx
 M/N : RZ09-0168

No.	Freq. (MHz)	Ant. Factor (dB/m)	Cable Loss (dB)	AMP factor (dB)	Reading (dBuV)	Emission Level (dBuV/m)	Limits (dBuV/m)	Margin (dB)	Remark
1	5452.000	34.22	9.76	35.25	30.15	38.88	54.00	15.12	Average
2	5460.000	34.23	9.76	35.25	30.06	38.80	54.00	15.20	Average
3	5497.390	34.30	9.78	35.22	77.57	86.43	54.00	-32.43	Average

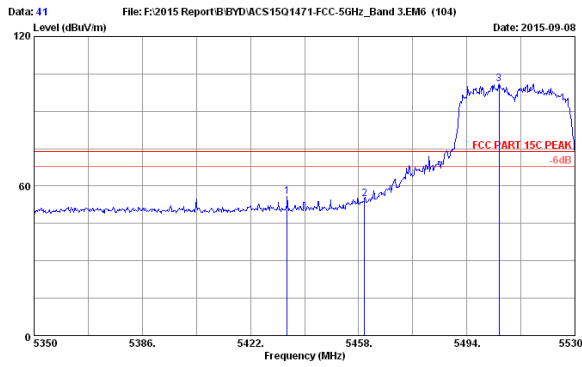
Remarks: 1. Emission Level= Antenna Factor + Cable Loss + Reading - Amp Factor
 2. The emission levels that are 20dB below the official limit are not reported.



Site no. : 3m Chamber Data no. : 40
 Dis. / Ant. : 3m 2014 3115 9607-4877 Ant. pol. : HORIZONTAL
 Limit : FCC PART 15C PEAK
 Env. / Ins. : 23°C/54%
 Engineer : Leo-Li
 EUT : Notebook
 Power rating : DC 20V From Adapter Input AC 120V/60Hz
 Test Mode : IEEE802.11nHT20 CH100 5500MHz Tx
 M/N : RZ09-0168

No.	Freq. (MHz)	Ant. Factor (dB/m)	Cable Loss (dB)	AMP factor (dB)	Reading (dBuV)	Emission Level (dBuV/m)	Limits (dBuV/m)	Margin (dB)	Remark
1	5450.460	34.23	9.76	35.25	43.20	51.94	74.00	22.06	Peak
2	5460.000	34.23	9.76	35.25	41.77	50.51	74.00	23.49	Peak
3	5503.510	34.30	9.79	35.22	95.44	104.31	74.00	-30.31	Peak

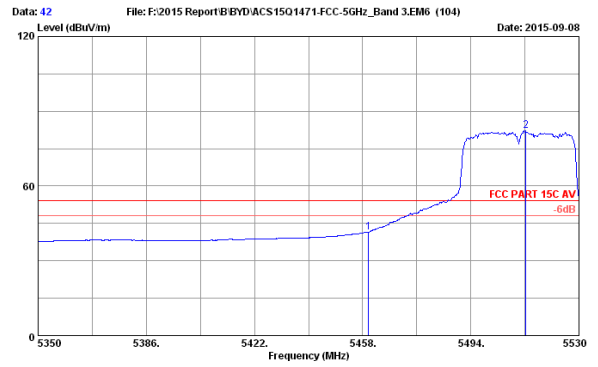
Remarks: 1. Emission Level= Antenna Factor + Cable Loss + Reading - Amp Factor
 2. The emission levels that are 20dB below the official limit are not reported.



Site no. : 3m Chamber Data no. : 41
 Dis. / Ant. : 3m 2014 3115 9607-4877 Ant. pol. : HORIZONTAL
 Limit : FCC PART 15C PEAK
 Env. / Ins. : 23°C/54"
 Engineer : Leo-Li
 EUT : Notebook
 Power rating : DC 20V From Adapter Input AC 120V/60Hz
 Test Mode : IEEEE02.11nHT40 CH102 5510MHz Tx
 M/N : RZ09-0168

No.	Freq. (MHz)	Ant. Factor (dB/m)	Cable Loss (dB)	AMP factor (dB)	Reading (dBuV)	Emission Level (dBuV/m)	Limits (dBuV/m)	Margin (dB)	Remark
1	5434.240	34.19	9.75	35.26	46.98	55.66	74.00	18.34	Peak
2	5460.000	34.23	9.76	35.25	46.10	54.84	74.00	19.16	Peak
3	5504.800	34.30	9.79	35.22	92.08	100.95	74.00	-26.95	Peak

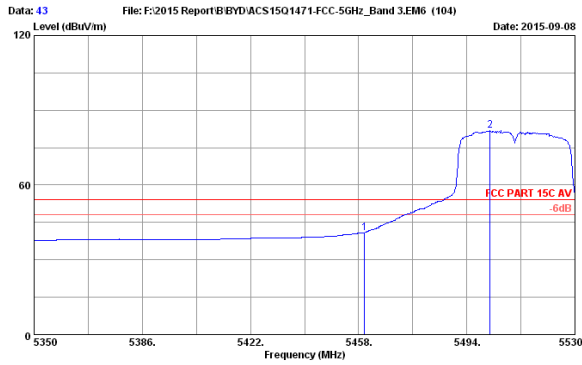
Remarks: 1. Emission Level= Antenna Factor + Cable Loss + Reading - Amp Factor
 2. The emission levels that are 20dB below the official limit are not reported.



Site no. : 3m Chamber Data no. : 42
 Dis. / Ant. : 3m 2014 3115 9607-4877 Ant. pol. : HORIZONTAL
 Limit : FCC PART 15C AV
 Env. / Ins. : 23°C/54"
 Engineer : Leo-Li
 EUT : Notebook
 Power rating : DC 20V From Adapter Input AC 120V/60Hz
 Test Mode : IEEEE02.11nHT40 CH102 5510MHz Tx
 M/N : RZ09-0168

No.	Freq. (MHz)	Ant. Factor (dB/m)	Cable Loss (dB)	AMP factor (dB)	Reading (dBuV)	Emission Level (dBuV/m)	Limits (dBuV/m)	Margin (dB)	Remark
1	5460.000	34.23	9.76	35.25	32.79	41.53	54.00	12.47	Average
2	5512.360	34.31	9.79	35.22	73.23	82.11	54.00	-28.11	Average

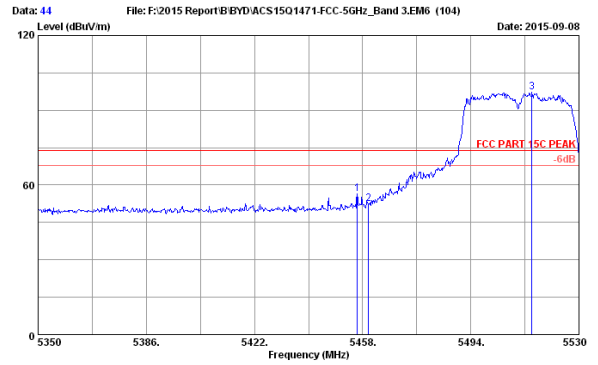
Remarks: 1. Emission Level= Antenna Factor + Cable Loss + Reading - Amp Factor
 2. The emission levels that are 20dB below the official limit are not reported.



Site no. : 3m Chamber Data no. : 43
 Dis. / Ant. : 3m 2014 3115 9607-4877 Ant. pol. : VERTICAL
 Limit : FCC PART 15C AV
 Env. / Ins. : 23°C/54"
 Engineer : Leo-Li
 EUT : Notebook
 Power rating : DC 20V From Adapter Input AC 120V/60Hz
 Test Mode : IEEEE02.11nHT40 CH102 5510MHz Tx
 M/N : RZ09-0168

No.	Freq. (MHz)	Ant. Factor (dB/m)	Cable Loss (dB)	AMP factor (dB)	Reading (dBuV)	Emission Level (dBuV/m)	Limits (dBuV/m)	Margin (dB)	Remark
1	5460.000	34.23	9.76	35.25	32.19	40.93	54.00	13.07	Average
2	5501.740	34.30	9.78	35.22	73.11	81.97	54.00	-27.97	Average

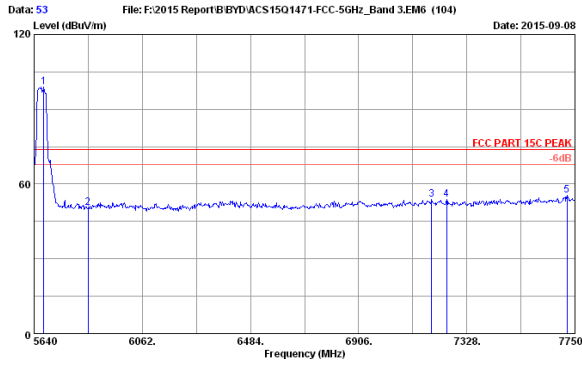
Remarks: 1. Emission Level= Antenna Factor + Cable Loss + Reading - Amp Factor
 2. The emission levels that are 20dB below the official limit are not reported.



Site no. : 3m Chamber Data no. : 44
 Dis. / Ant. : 3m 2014 3115 9607-4877 Ant. pol. : VERTICAL
 Limit : FCC PART 15C PEAK
 Env. / Ins. : 23°C/54"
 Engineer : Leo-Li
 EUT : Notebook
 Power rating : DC 20V From Adapter Input AC 120V/60Hz
 Test Mode : IEEEE02.11nHT40 CH102 5510MHz Tx
 M/N : RZ09-0168

No.	Freq. (MHz)	Ant. Factor (dB/m)	Cable Loss (dB)	AMP factor (dB)	Reading (dBuV)	Emission Level (dBuV/m)	Limits (dBuV/m)	Margin (dB)	Remark
1	5456.200	34.22	9.76	35.25	47.65	56.38	74.00	17.62	Peak
2	5460.000	34.23	9.76	35.25	43.83	52.57	74.00	21.43	Peak
3	5514.340	34.31	9.79	35.21	88.30	97.19	74.00	-23.19	Peak

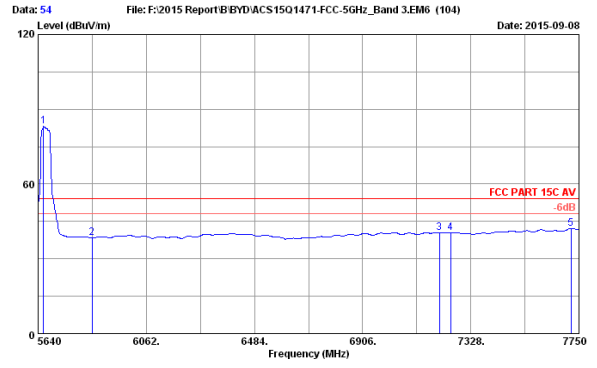
Remarks: 1. Emission Level= Antenna Factor + Cable Loss + Reading - Amp Factor
 2. The emission levels that are 20dB below the official limit are not reported.



Site no. : 3m Chamber Data no. : 53
 Dis. / Ant. : 3m 2014 3115 9607-4877 Ant. pol. : VERTICAL
 Limit : FCC PART 15C PEAK
 Env. / Ins. : 23°C/54%
 Engineer : Leo-Li
 EUT : Notebook
 Power rating : DC 20V From Adapter Input AC 120V/60Hz
 Test Mode : IEEEE02.11nHT40 CH134 5670MHz Tx
 M/N : RZ09-0168

No.	Freq. (MHz)	Ant. Factor (dB/m)	Cable Loss (dB)	AMP factor (dB)	Reading (dBuV)	Emission Level (dBuV/m)	Limits (dBuV/m)	Margin (dB)	Remark
1	5677.980	34.37	9.86	35.15	89.78	98.86	74.00	-24.86	Peak
2	5850.000	34.44	9.95	35.07	40.99	50.31	74.00	23.69	Peak
3	7190.850	35.77	10.67	35.48	42.89	53.85	74.00	20.15	Peak
4	7250.000	35.91	10.74	35.50	42.63	53.78	74.00	20.22	Peak
5	7718.350	36.63	11.20	35.69	43.32	55.46	74.00	18.54	Peak

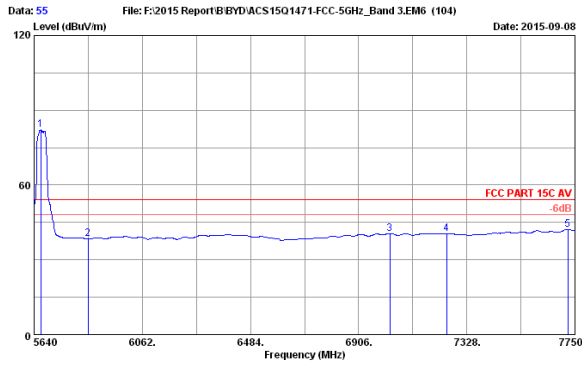
Remarks: 1. Emission Level= Antenna Factor + Cable Loss + Reading - Amp Factor
 2. The emission levels that are 20dB below the official limit are not reported.



Site no. : 3m Chamber Data no. : 54
 Dis. / Ant. : 3m 2014 3115 9607-4877 Ant. pol. : VERTICAL
 Limit : FCC PART 15C AV
 Env. / Ins. : 23°C/54%
 Engineer : Leo-Li
 EUT : Notebook
 Power rating : DC 20V From Adapter Input AC 120V/60Hz
 Test Mode : IEEEE02.11nHT40 CH134 5670MHz Tx
 M/N : RZ09-0168

No.	Freq. (MHz)	Ant. Factor (dB/m)	Cable Loss (dB)	AMP factor (dB)	Reading (dBuV)	Emission Level (dBuV/m)	Limits (dBuV/m)	Margin (dB)	Remark
1	5661.100	34.37	9.85	35.16	74.02	83.05	54.00	-29.08	Average
2	5850.000	34.44	9.95	35.07	29.10	38.42	54.00	15.58	Average
3	7205.620	35.80	10.68	35.48	29.59	40.59	54.00	13.41	Average
4	7250.000	35.91	10.74	35.50	29.27	40.42	54.00	13.58	Average
5	7718.350	36.63	11.20	35.69	30.05	42.19	54.00	11.81	Average

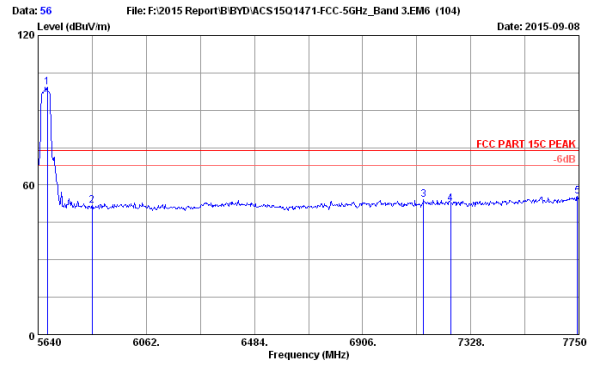
Remarks: 1. Emission Level= Antenna Factor + Cable Loss + Reading - Amp Factor
 2. The emission levels that are 20dB below the official limit are not reported.



Site no. : 3m Chamber Data no. : 55
 Dis. / Ant. : 3m 2014 3115 9607-4877 Ant. pol. : HORIZONTAL
 Limit : FCC PART 15C AV
 Env. / Ins. : 23°C/54%
 Engineer : Leo-Li
 EUT : Notebook
 Power rating : DC 20V From Adapter Input AC 120V/60Hz
 Test Mode : IEEEE02.11nHT40 CH134 5670MHz Tx
 M/N : RZ09-0168

No.	Freq. (MHz)	Ant. Factor (dB/m)	Cable Loss (dB)	AMP factor (dB)	Reading (dBuV)	Emission Level (dBuV/m)	Limits (dBuV/m)	Margin (dB)	Remark
1	5665.320	34.37	9.86	35.15	79.10	82.18	54.00	-28.18	Average
2	5850.000	34.44	9.95	35.07	29.04	38.36	54.00	15.64	Average
3	7028.380	35.37	10.51	35.41	30.12	40.59	54.00	13.41	Average
4	7250.000	35.91	10.74	35.50	29.26	40.41	54.00	13.59	Average
5	7722.570	36.64	11.20	35.69	30.05	42.20	54.00	11.80	Average

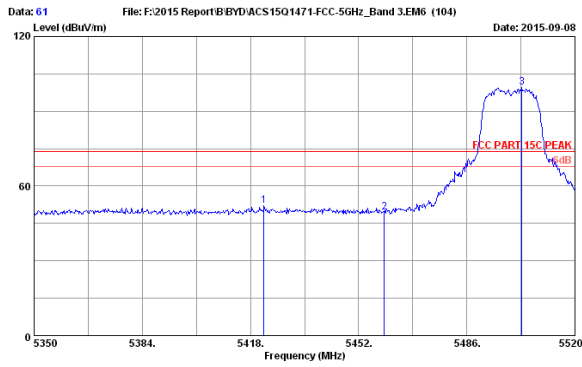
Remarks: 1. Emission Level= Antenna Factor + Cable Loss + Reading - Amp Factor
 2. The emission levels that are 20dB below the official limit are not reported.



Site no. : 3m Chamber Data no. : 56
 Dis. / Ant. : 3m 2014 3115 9607-4877 Ant. pol. : HORIZONTAL
 Limit : FCC PART 15C PEAK
 Env. / Ins. : 23°C/54%
 Engineer : Leo-Li
 EUT : Notebook
 Power rating : DC 20V From Adapter Input AC 120V/60Hz
 Test Mode : IEEEE02.11nHT40 CH134 5670MHz Tx
 M/N : RZ09-0168

No.	Freq. (MHz)	Ant. Factor (dB/m)	Cable Loss (dB)	AMP factor (dB)	Reading (dBuV)	Emission Level (dBuV/m)	Limits (dBuV/m)	Margin (dB)	Remark
1	5675.870	34.37	9.86	35.15	80.32	99.40	74.00	-25.40	Peak
2	5850.000	34.44	9.95	35.07	42.56	51.88	74.00	22.12	Peak
3	7144.430	35.66	10.63	35.46	43.36	54.19	74.00	19.81	Peak
4	7250.000	35.91	10.74	35.50	41.40	52.55	74.00	21.45	Peak
5	7743.670	36.65	11.22	35.70	43.27	55.44	74.00	18.56	Peak

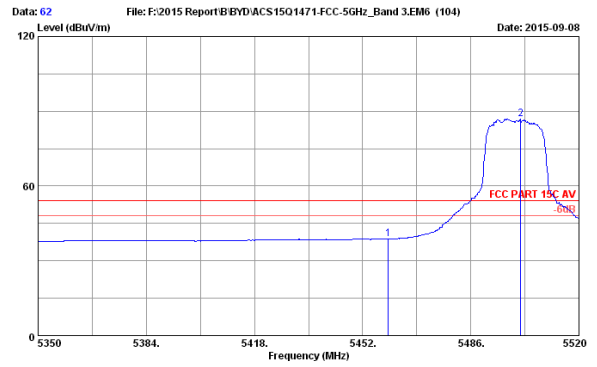
Remarks: 1. Emission Level= Antenna Factor + Cable Loss + Reading - Amp Factor
 2. The emission levels that are 20dB below the official limit are not reported.



Site no. : 3m Chamber Data no. : 61
 Dis. / Ant. : 3m 2014 3115 9607-4877 Ant. pol. : VERTICAL
 Limit : FCC PART 15C PEAK
 Env. / Ins. : 23°C/54"
 Engineer : Leo-Li
 EUT : Notebook
 Power rating : DC 20V From Adapter Input AC 120V/60Hz
 Test Mode : IEEEE02.11a VHT20 CH100 5500MHz Tx
 M/N : RZ09-0168

No.	Freq. (MHz)	Ant. Factor (dB/m)	Cable Loss (dB)	AMP Loss factor (dB)	Reading (dBuV)	Emission Level (dBuV/m)	Limits (dBuV/m)	Margin (dB)	Remark
1	5422.250	34.17	9.74	35.26	43.34	51.99	74.00	22.01	Peak
2	5460.000	34.23	9.76	35.25	40.65	49.59	74.00	24.41	Peak
3	5503.340	34.30	9.79	35.22	90.78	99.65	74.00	-25.65	Peak

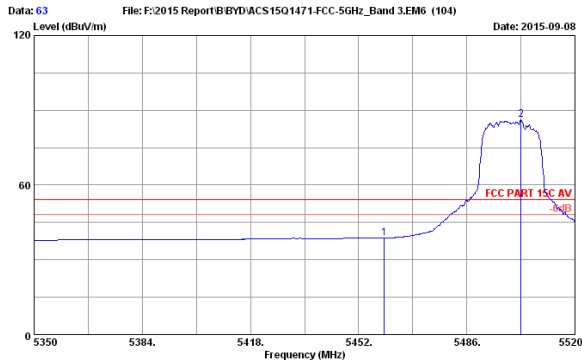
Remarks: 1. Emission Level= Antenna Factor + Cable Loss + Reading - Amp Factor
 2. The emission levels that are 20dB below the official limit are not reported.



Site no. : 3m Chamber Data no. : 62
 Dis. / Ant. : 3m 2014 3115 9607-4877 Ant. pol. : VERTICAL
 Limit : FCC PART 15C AV
 Env. / Ins. : 23°C/54"
 Engineer : Leo-Li
 EUT : Notebook
 Power rating : DC 20V From Adapter Input AC 120V/60Hz
 Test Mode : IEEEE02.11a VHT20 CH100 5500MHz Tx
 M/N : RZ09-0168

No.	Freq. (MHz)	Ant. Factor (dB/m)	Cable Loss (dB)	AMP Loss factor (dB)	Reading (dBuV)	Emission Level (dBuV/m)	Limits (dBuV/m)	Margin (dB)	Remark
1	5460.000	34.23	9.76	35.25	30.00	38.74	54.00	15.26	Average
2	5501.640	34.30	9.78	35.22	76.04	86.90	54.00	-32.90	Average

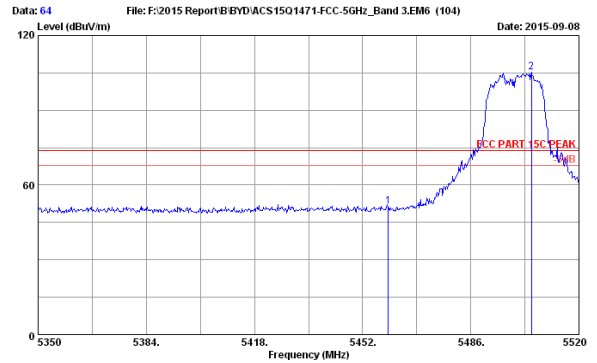
Remarks: 1. Emission Level= Antenna Factor + Cable Loss + Reading - Amp Factor
 2. The emission levels that are 20dB below the official limit are not reported.



Site no. : 3m Chamber Data no. : 63
 Dis. / Ant. : 3m 2014 3115 9607-4877 Ant. pol. : HORIZONTAL
 Limit : FCC PART 15C AV
 Env. / Ins. : 23°C/54"
 Engineer : Leo-Li
 EUT : Notebook
 Power rating : DC 20V From Adapter Input AC 120V/60Hz
 Test Mode : IEEEE02.11a VHT20 CH100 5500MHz Tx
 M/N : RZ09-0168

No.	Freq. (MHz)	Ant. Factor (dB/m)	Cable Loss (dB)	AMP Loss factor (dB)	Reading (dBuV)	Emission Level (dBuV/m)	Limits (dBuV/m)	Margin (dB)	Remark
1	5460.000	34.23	9.76	35.25	30.09	38.03	54.00	15.17	Average
2	5503.000	34.30	9.79	35.22	77.28	86.15	54.00	-32.15	Average

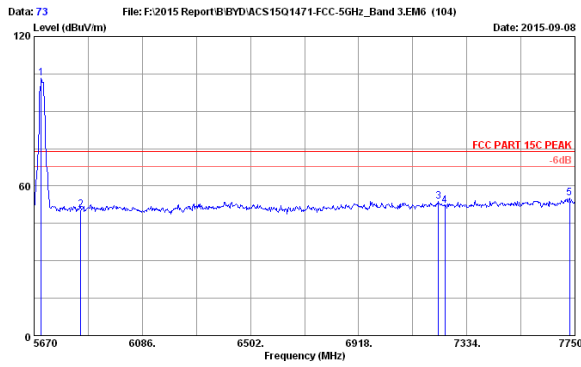
Remarks: 1. Emission Level= Antenna Factor + Cable Loss + Reading - Amp Factor
 2. The emission levels that are 20dB below the official limit are not reported.



Site no. : 3m Chamber Data no. : 64
 Dis. / Ant. : 3m 2014 3115 9607-4877 Ant. pol. : HORIZONTAL
 Limit : FCC PART 15C PEAK
 Env. / Ins. : 23°C/54"
 Engineer : Leo-Li
 EUT : Notebook
 Power rating : DC 20V From Adapter Input AC 120V/60Hz
 Test Mode : IEEEE02.11a VHT20 CH100 5500MHz Tx
 M/N : RZ09-0168

No.	Freq. (MHz)	Ant. Factor (dB/m)	Cable Loss (dB)	AMP Loss factor (dB)	Reading (dBuV)	Emission Level (dBuV/m)	Limits (dBuV/m)	Margin (dB)	Remark
1	5460.000	34.23	9.76	35.25	42.69	51.62	74.00	22.38	Peak
2	5505.040	34.30	9.79	35.22	96.47	105.34	74.00	-31.34	Peak

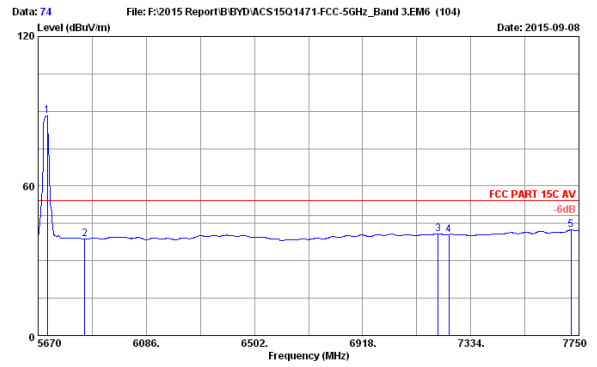
Remarks: 1. Emission Level= Antenna Factor + Cable Loss + Reading - Amp Factor
 2. The emission levels that are 20dB below the official limit are not reported.



Site no. : 3m Chamber Data no. : 73
 Dis. / Ant. : 3m 2014 3115 9607-4877 Ant. pol. : HORIZONTAL
 Limit : FCC PART 15C PEAK
 Env. / Ins. : 23°C/54%
 Engineer : Leo-Li
 EUT : Notebook
 Power rating : DC 20V From Adapter Input AC 120V/60Hz
 Test Mode : IEEES02.11a VHT20 CH140 5700MHz Tx
 M/N : RZ09-0168

No.	Freq. (MHz)	Ant. Factor (dB/m)	Cable Loss (dB)	AMP factor (dB)	Reading (dBuV)	Emission Level (dBuV/m)	Limits (dBuV/m)	Margin (dB)	Remark
1	5697.040	34.38	9.87	35.14	94.18	103.29	74.00	-29.29	Peak
2	5850.000	34.44	9.95	35.07	41.14	50.46	74.00	23.54	Peak
3	7225.840	35.85	10.70	35.49	42.62	53.68	74.00	20.32	Peak
4	7250.000	35.91	10.74	35.50	40.90	52.05	74.00	21.95	Peak
5	7729.200	36.64	11.20	35.69	43.02	55.17	74.00	18.83	Peak

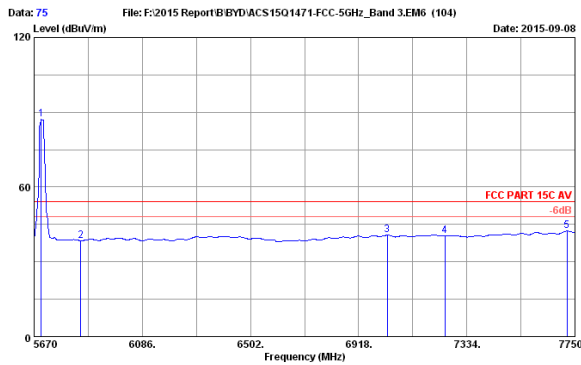
Remarks: 1. Emission Level= Antenna Factor + Cable Loss + Reading -amp Factor
 2. The emission levels that are 20dB below the official limit are not reported.



Site no. : 3m Chamber Data no. : 74
 Dis. / Ant. : 3m 2014 3115 9607-4877 Ant. pol. : HORIZONTAL
 Limit : FCC PART 15C AV
 Env. / Ins. : 23°C/54%
 Engineer : Leo-Li
 EUT : Notebook
 Power rating : DC 20V From Adapter Input AC 120V/60Hz
 Test Mode : IEEES02.11a VHT20 CH140 5700MHz Tx
 M/N : RZ09-0168

No.	Freq. (MHz)	Ant. Factor (dB/m)	Cable Loss (dB)	AMP factor (dB)	Reading (dBuV)	Emission Level (dBuV/m)	Limits (dBuV/m)	Margin (dB)	Remark
1	5705.360	34.38	9.88	35.14	79.11	88.23	54.00	-34.23	Average
2	5850.000	34.44	9.95	35.07	29.32	38.64	54.00	15.36	Average
3	7209.200	35.81	10.70	35.48	29.69	40.72	54.00	13.28	Average
4	7250.000	35.91	10.74	35.50	29.44	40.59	54.00	13.41	Average
5	7718.800	36.63	11.20	35.69	30.23	42.37	54.00	11.63	Average

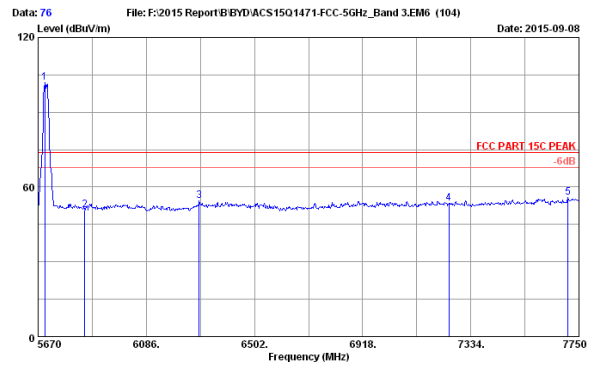
Remarks: 1. Emission Level= Antenna Factor + Cable Loss + Reading -amp Factor
 2. The emission levels that are 20dB below the official limit are not reported.



Site no. : 3m Chamber Data no. : 75
 Dis. / Ant. : 3m 2014 3115 9607-4877 Ant. pol. : VERTICAL
 Limit : FCC PART 15C AV
 Env. / Ins. : 23°C/54%
 Engineer : Leo-Li
 EUT : Notebook
 Power rating : DC 20V From Adapter Input AC 120V/60Hz
 Test Mode : IEEES02.11a VHT20 CH140 5700MHz Tx
 M/N : RZ09-0168

No.	Freq. (MHz)	Ant. Factor (dB/m)	Cable Loss (dB)	AMP factor (dB)	Reading (dBuV)	Emission Level (dBuV/m)	Limits (dBuV/m)	Margin (dB)	Remark
1	5697.040	34.38	9.87	35.14	78.01	87.12	54.00	-33.12	Average
2	5850.000	34.44	9.95	35.07	29.17	38.49	54.00	15.51	Average
3	7028.240	35.37	10.51	35.41	30.24	40.71	54.00	13.29	Average
4	7250.000	35.91	10.74	35.50	29.43	40.58	54.00	13.42	Average
5	7718.800	36.63	11.20	35.69	30.21	42.35	54.00	11.65	Average

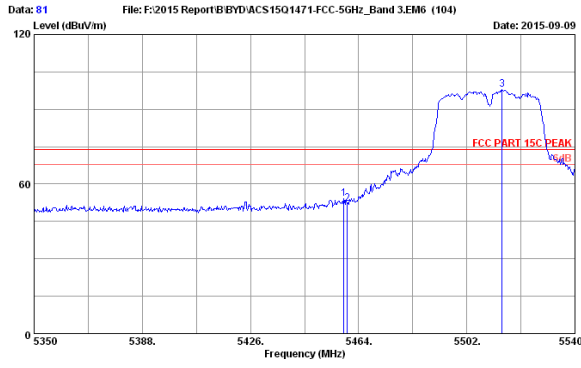
Remarks: 1. Emission Level= Antenna Factor + Cable Loss + Reading -amp Factor
 2. The emission levels that are 20dB below the official limit are not reported.



Site no. : 3m Chamber Data no. : 76
 Dis. / Ant. : 3m 2014 3115 9607-4877 Ant. pol. : VERTICAL
 Limit : FCC PART 15C PEAK
 Env. / Ins. : 23°C/54%
 Engineer : Leo-Li
 EUT : Notebook
 Power rating : DC 20V From Adapter Input AC 120V/60Hz
 Test Mode : IEEES02.11a VHT20 CH140 5700MHz Tx
 M/N : RZ09-0168

No.	Freq. (MHz)	Ant. Factor (dB/m)	Cable Loss (dB)	AMP factor (dB)	Reading (dBuV)	Emission Level (dBuV/m)	Limits (dBuV/m)	Margin (dB)	Remark
1	5694.960	34.38	9.87	35.14	92.86	101.97	74.00	-27.97	Peak
2	5850.000	34.44	9.95	35.07	41.55	50.87	74.00	23.13	Peak
3	6289.840	34.62	10.15	35.12	44.71	54.36	74.00	19.64	Peak
4	7250.000	35.91	10.74	35.50	42.41	53.56	74.00	20.44	Peak
5	7708.400	36.63	11.18	35.68	43.59	55.72	74.00	18.28	Peak

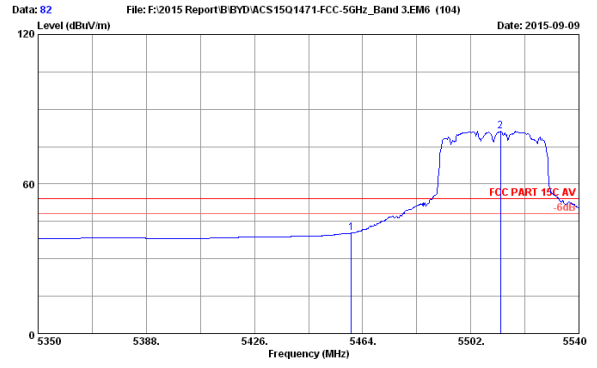
Remarks: 1. Emission Level= Antenna Factor + Cable Loss + Reading -amp Factor
 2. The emission levels that are 20dB below the official limit are not reported.



Site no. : 3m Chamber Data no. : 81
 Dis. / Ant. : 3m 2014 3115 9607-4877 Ant. pol. : HORIZONTAL
 Limit : FCC PART 15C PEAK
 Env. / Ins. : 23°C/54"
 Engineer : Leo-Li
 EUT : Notebook
 Power rating : DC 20V From Adapter Input AC 120V/60Hz
 Test Mode : IEEEE02.11a VHT40 CH102 5510MHz Tx
 M/N : RZ09-0168

No.	Freq. (MHz)	Ant. Factor (dB/m)	Cable Loss (dB)	AMP Loss factor (dB)	Reading (dBuV)	Emission Level (dBuV/m)	Limits (dBuV/m)	Margin (dB)	Remark
1	5458.870	34.23	9.76	35.25	45.49	54.23	74.00	19.77	Peak
2	5460.000	34.23	9.76	35.25	49.27	52.01	74.00	21.99	Peak
3	5514.350	34.31	9.79	35.21	88.96	97.85	74.00	-23.85	Peak

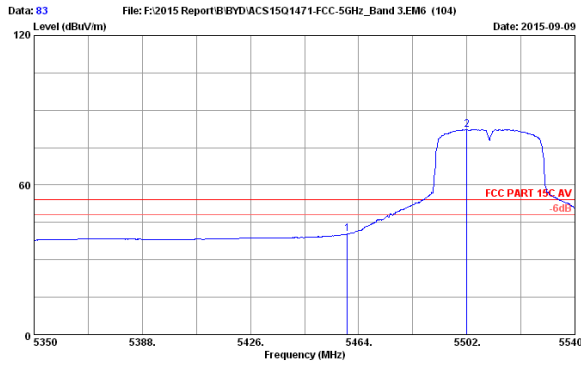
Remarks: 1. Emission Level= Antenna Factor + Cable Loss + Reading - Amp Factor
 2. The emission levels that are 20dB below the official limit are not reported.



Site no. : 3m Chamber Data no. : 82
 Dis. / Ant. : 3m 2014 3115 9607-4877 Ant. pol. : HORIZONTAL
 Limit : FCC PART 15C AV
 Env. / Ins. : 23°C/54"
 Engineer : Leo-Li
 EUT : Notebook
 Power rating : DC 20V From Adapter Input AC 120V/60Hz
 Test Mode : IEEEE02.11a VHT40 CH102 5510MHz Tx
 M/N : RZ09-0168

No.	Freq. (MHz)	Ant. Factor (dB/m)	Cable Loss (dB)	AMP Loss factor (dB)	Reading (dBuV)	Emission Level (dBuV/m)	Limits (dBuV/m)	Margin (dB)	Remark
1	5460.000	34.23	9.76	35.25	31.54	40.28	54.00	13.72	Average
2	5512.450	34.31	9.79	35.22	72.29	81.17	54.00	-27.17	Average

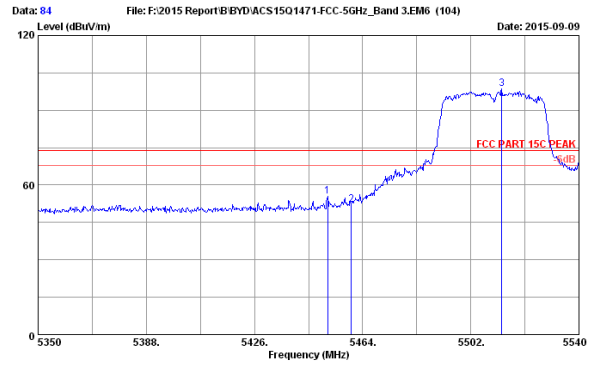
Remarks: 1. Emission Level= Antenna Factor + Cable Loss + Reading - Amp Factor
 2. The emission levels that are 20dB below the official limit are not reported.



Site no. : 3m Chamber Data no. : 83
 Dis. / Ant. : 3m 2014 3115 9607-4877 Ant. pol. : VERTICAL
 Limit : FCC PART 15C AV
 Env. / Ins. : 23°C/54"
 Engineer : Leo-Li
 EUT : Notebook
 Power rating : DC 20V From Adapter Input AC 120V/60Hz
 Test Mode : IEEEE02.11a VHT40 CH102 5510MHz Tx
 M/N : RZ09-0168

No.	Freq. (MHz)	Ant. Factor (dB/m)	Cable Loss (dB)	AMP Loss factor (dB)	Reading (dBuV)	Emission Level (dBuV/m)	Limits (dBuV/m)	Margin (dB)	Remark
1	5460.000	34.23	9.76	35.25	31.55	40.29	54.00	13.71	Average
2	5502.000	34.30	9.79	35.22	73.51	82.38	54.00	-28.38	Average

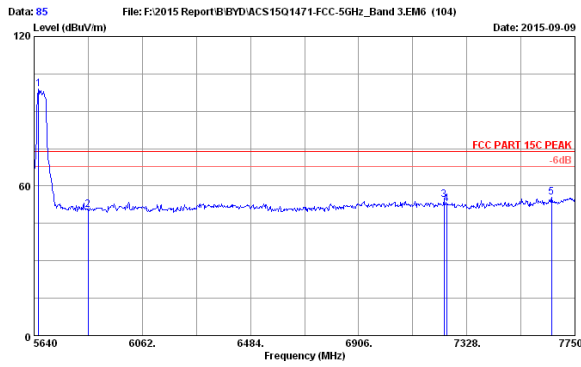
Remarks: 1. Emission Level= Antenna Factor + Cable Loss + Reading - Amp Factor
 2. The emission levels that are 20dB below the official limit are not reported.



Site no. : 3m Chamber Data no. : 84
 Dis. / Ant. : 3m 2014 3115 9607-4877 Ant. pol. : VERTICAL
 Limit : FCC PART 15C PEAK
 Env. / Ins. : 23°C/54"
 Engineer : Leo-Li
 EUT : Notebook
 Power rating : DC 20V From Adapter Input AC 120V/60Hz
 Test Mode : IEEEE02.11a VHT40 CH102 5510MHz Tx
 M/N : RZ09-0168

No.	Freq. (MHz)	Ant. Factor (dB/m)	Cable Loss (dB)	AMP Loss factor (dB)	Reading (dBuV)	Emission Level (dBuV/m)	Limits (dBuV/m)	Margin (dB)	Remark
1	5461.650	34.22	9.76	35.25	46.63	55.36	74.00	18.64	Peak
2	5460.000	34.23	9.76	35.25	43.48	52.22	74.00	21.78	Peak
3	5512.830	34.31	9.79	35.21	89.86	98.75	74.00	-24.75	Peak

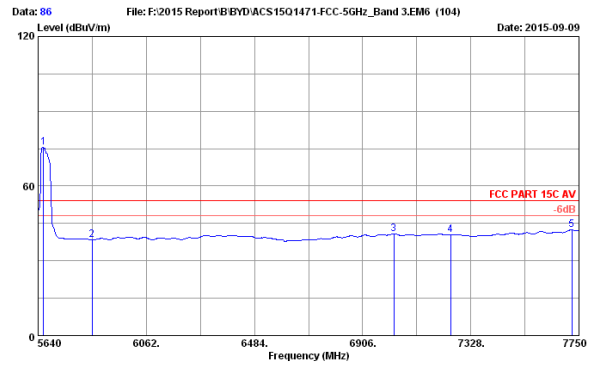
Remarks: 1. Emission Level= Antenna Factor + Cable Loss + Reading - Amp Factor
 2. The emission levels that are 20dB below the official limit are not reported.



Site no. : 3m Chamber Data no. : 85
 Dis. / Ant. : 3m 2014 3115 9607-4877 Ant. pol. : VERTICAL
 Limit : FCC PART 15C PEAK
 Env. / Ins. : 23°C/54%
 Engineer : Leo-Li
 EUT : Notebook
 Power rating : DC 20V From Adapter Input AC 120V/60Hz
 Test Mode : IEEES02.11a VHT40 CH134 5670MHz Tx
 M/N : RZ09-0168

No.	Freq. (MHz)	Ant. Factor (dB/m)	Cable Loss (dB)	AMP Loss factor (dB)	Reading (dBuV)	Emission Level (dBuV/m)	Limits (dBuV/m)	Margin (dB)	Remark
1	5656.880	34.36	9.85	35.16	89.78	98.83	74.00	-24.83	Peak
2	5850.000	34.44	9.95	35.07	41.15	50.47	74.00	23.53	Peak
3	7239.380	35.88	10.72	35.50	43.29	54.39	74.00	19.61	Peak
4	7250.000	35.91	10.74	35.50	41.82	52.97	74.00	21.03	Peak
5	7659.270	36.60	11.15	35.66	43.28	55.37	74.00	18.63	Peak

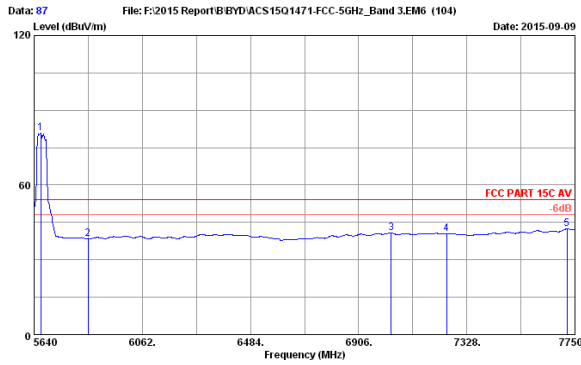
Remarks: 1. Emission Level= Antenna Factor + Cable Loss + Reading - Amp Factor
 2. The emission levels that are 20dB below the official limit are not reported.



Site no. : 3m Chamber Data no. : 86
 Dis. / Ant. : 3m 2014 3115 9607-4877 Ant. pol. : VERTICAL
 Limit : FCC PART 15C AV
 Env. / Ins. : 23°C/54%
 Engineer : Leo-Li
 EUT : Notebook
 Power rating : DC 20V From Adapter Input AC 120V/60Hz
 Test Mode : IEEES02.11a VHT40 CH134 5670MHz Tx
 M/N : RZ09-0168

No.	Freq. (MHz)	Ant. Factor (dB/m)	Cable Loss (dB)	AMP Loss factor (dB)	Reading (dBuV)	Emission Level (dBuV/m)	Limits (dBuV/m)	Margin (dB)	Remark
1	5661.100	34.37	9.85	35.16	66.51	75.57	54.00	-21.57	Average
2	5850.000	34.44	9.95	35.07	29.07	38.39	54.00	15.61	Average
3	7028.380	35.37	10.51	35.41	30.27	40.74	54.00	13.26	Average
4	7250.000	35.91	10.74	35.50	29.34	40.49	54.00	13.51	Average
5	7722.570	36.64	11.20	35.69	30.23	42.38	54.00	11.62	Average

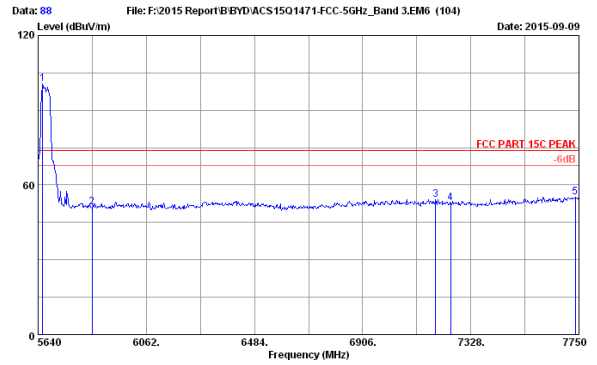
Remarks: 1. Emission Level= Antenna Factor + Cable Loss + Reading - Amp Factor
 2. The emission levels that are 20dB below the official limit are not reported.



Site no. : 3m Chamber Data no. : 87
 Dis. / Ant. : 3m 2014 3115 9607-4877 Ant. pol. : HORIZONTAL
 Limit : FCC PART 15C AV
 Env. / Ins. : 23°C/54%
 Engineer : Leo-Li
 EUT : Notebook
 Power rating : DC 20V From Adapter Input AC 120V/60Hz
 Test Mode : IEEES02.11a VHT40 CH134 5670MHz Tx
 M/N : RZ09-0168

No.	Freq. (MHz)	Ant. Factor (dB/m)	Cable Loss (dB)	AMP Loss factor (dB)	Reading (dBuV)	Emission Level (dBuV/m)	Limits (dBuV/m)	Margin (dB)	Remark
1	5665.320	34.37	9.86	35.15	71.72	80.80	54.00	-26.80	Average
2	5850.000	34.44	9.95	35.07	29.08	38.40	54.00	15.60	Average
3	7032.600	35.38	10.53	35.41	30.23	40.73	54.00	13.27	Average
4	7250.000	35.91	10.74	35.50	29.32	40.47	54.00	13.53	Average
5	7718.350	36.63	11.20	35.69	30.20	42.34	54.00	11.66	Average

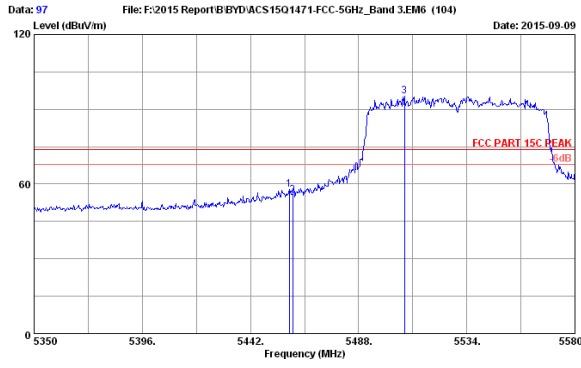
Remarks: 1. Emission Level= Antenna Factor + Cable Loss + Reading - Amp Factor
 2. The emission levels that are 20dB below the official limit are not reported.



Site no. : 3m Chamber Data no. : 88
 Dis. / Ant. : 3m 2014 3115 9607-4877 Ant. pol. : HORIZONTAL
 Limit : FCC PART 15C PEAK
 Env. / Ins. : 23°C/54%
 Engineer : Leo-Li
 EUT : Notebook
 Power rating : DC 20V From Adapter Input AC 120V/60Hz
 Test Mode : IEEES02.11a VHT40 CH134 5670MHz Tx
 M/N : RZ09-0168

No.	Freq. (MHz)	Ant. Factor (dB/m)	Cable Loss (dB)	AMP Loss factor (dB)	Reading (dBuV)	Emission Level (dBuV/m)	Limits (dBuV/m)	Margin (dB)	Remark
1	5656.880	34.36	9.85	35.16	91.62	100.67	74.00	-26.67	Peak
2	5850.000	34.44	9.95	35.07	41.71	51.03	74.00	22.97	Peak
3	7190.850	35.77	10.67	35.48	43.21	54.17	74.00	19.83	Peak
4	7250.000	35.91	10.74	35.50	41.65	52.80	74.00	21.20	Peak
5	7735.230	36.64	11.22	35.69	43.08	55.25	74.00	18.75	Peak

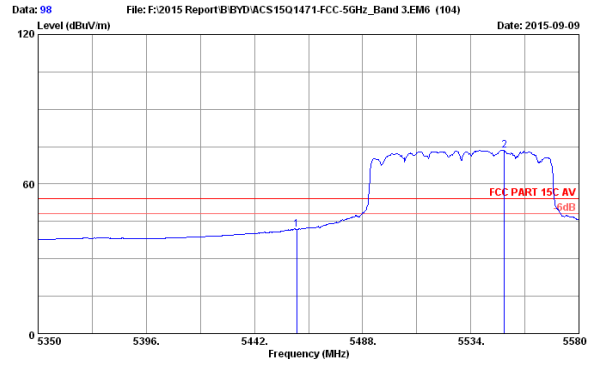
Remarks: 1. Emission Level= Antenna Factor + Cable Loss + Reading - Amp Factor
 2. The emission levels that are 20dB below the official limit are not reported.



Site no. : 3m Chamber Data no. : 97
 Dis. / Ant. : 3m 2014 3115 9607-4877 Ant. pol. : HORIZONTAL
 Limit : FCC PART 15C PEAK
 Env. / Ins. : 23°C/54"
 Engineer : Leo-Li
 EUT : Notebook
 Power rating : DC 20V From Adapter Input AC 120V/60Hz
 Test Mode : IEEEE02.11a VHT80 CH106 5530MHz Tx
 M/N : RZ09-0168

No.	Freq. (MHz)	Ant. Factor (dB/m)	Cable Loss (dB)	AMP Loss factor (dB)	Reading (dBuV)	Emission Level (dBuV/m)	Limits (dBuV/m)	Margin (dB)	Remark
1	5458.560	34.23	9.76	35.25	49.12	57.86	74.00	16.14	Peak
2	5460.000	34.23	9.76	35.25	46.76	55.50	74.00	18.50	Peak
3	5507.550	34.30	9.79	35.22	86.24	95.11	74.00	-21.11	Peak

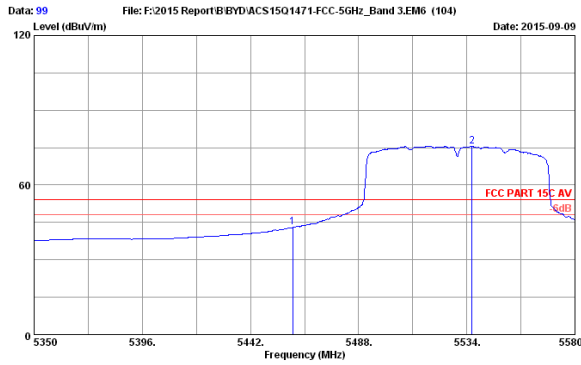
Remarks: 1. Emission Level= Antenna Factor + Cable Loss + Reading - Amp Factor
 2. The emission levels that are 20dB below the official limit are not reported.



Site no. : 3m Chamber Data no. : 98
 Dis. / Ant. : 3m 2014 3115 9607-4877 Ant. pol. : HORIZONTAL
 Limit : FCC PART 15C AV
 Env. / Ins. : 23°C/54"
 Engineer : Leo-Li
 EUT : Notebook
 Power rating : DC 20V From Adapter Input AC 120V/60Hz
 Test Mode : IEEEE02.11a VHT80 CH106 5530MHz Tx
 M/N : RZ09-0168

No.	Freq. (MHz)	Ant. Factor (dB/m)	Cable Loss (dB)	AMP Loss factor (dB)	Reading (dBuV)	Emission Level (dBuV/m)	Limits (dBuV/m)	Margin (dB)	Remark
1	5460.000	34.23	9.76	35.25	33.08	41.82	54.00	12.18	Average
2	5548.260	34.32	9.80	35.20	64.77	73.69	54.00	-19.69	Average

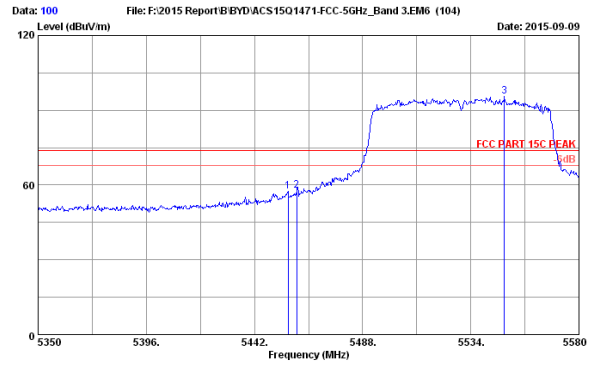
Remarks: 1. Emission Level= Antenna Factor + Cable Loss + Reading - Amp Factor
 2. The emission levels that are 20dB below the official limit are not reported.



Site no. : 3m Chamber Data no. : 99
 Dis. / Ant. : 3m 2014 3115 9607-4877 Ant. pol. : VERTICAL
 Limit : FCC PART 15C AV
 Env. / Ins. : 23°C/54"
 Engineer : Leo-Li
 EUT : Notebook
 Power rating : DC 20V From Adapter Input AC 120V/60Hz
 Test Mode : IEEEE02.11a VHT80 CH106 5530MHz Tx
 M/N : RZ09-0168

No.	Freq. (MHz)	Ant. Factor (dB/m)	Cable Loss (dB)	AMP Loss factor (dB)	Reading (dBuV)	Emission Level (dBuV/m)	Limits (dBuV/m)	Margin (dB)	Remark
1	5460.000	34.23	9.76	35.25	34.25	42.99	54.00	11.01	Average
2	5536.300	34.32	9.80	35.21	66.72	75.63	54.00	-21.63	Average

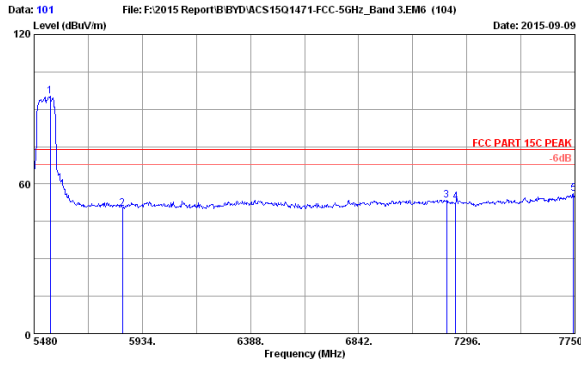
Remarks: 1. Emission Level= Antenna Factor + Cable Loss + Reading - Amp Factor
 2. The emission levels that are 20dB below the official limit are not reported.



Site no. : 3m Chamber Data no. : 100
 Dis. / Ant. : 3m 2014 3115 9607-4877 Ant. pol. : VERTICAL
 Limit : FCC PART 15C PEAK
 Env. / Ins. : 23°C/54"
 Engineer : Leo-Li
 EUT : Notebook
 Power rating : DC 20V From Adapter Input AC 120V/60Hz
 Test Mode : IEEEE02.11a VHT80 CH106 5530MHz Tx
 M/N : RZ09-0168

No.	Freq. (MHz)	Ant. Factor (dB/m)	Cable Loss (dB)	AMP Loss factor (dB)	Reading (dBuV)	Emission Level (dBuV/m)	Limits (dBuV/m)	Margin (dB)	Remark
1	5456.260	34.22	9.76	35.25	48.87	57.60	74.00	16.40	Peak
2	5460.000	34.23	9.76	35.25	49.03	57.77	74.00	16.23	Peak
3	5548.260	34.32	9.80	35.20	86.61	95.53	74.00	-21.53	Peak

Remarks: 1. Emission Level= Antenna Factor + Cable Loss + Reading - Amp Factor
 2. The emission levels that are 20dB below the official limit are not reported.

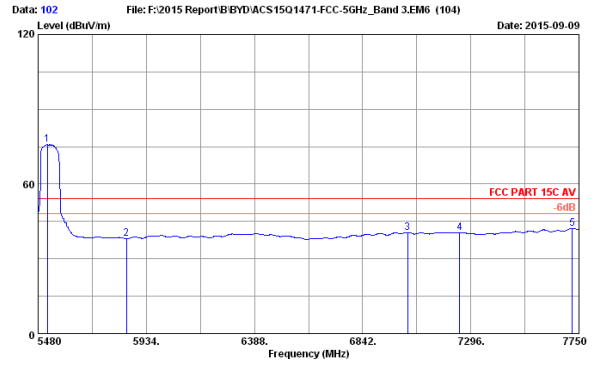


File: F:\2015 Report\B\BYD\ACS1501471-FCC-5GHz_Band 3.EM6 (104) Date: 2015-09-09

Site no. : 3m Chamber Data no. : 101
 Dis. / Ant. : 3m 2014 3115 9607-4877 Ant. pol. : VERTICAL
 Limit : FCC PART 15C PEAK
 Env. / Ins. : 23°C/54%
 Engineer : Leo-Li
 EUT : Notebook
 Power rating : DC 20V From Adapter Input AC 120V/60Hz
 Test Mode : IEEES02.11a VHT80 CH106 5530MHz Tx
 M/N : RZ09-0168

No.	Freq. (MHz)	Ant. Factor (dB/m)	Cable Loss (dB)	AMP Loss factor (dB)	Reading (dBuV)	Emission Level (dBuV/m)	Limits (dBuV/m)	Margin (dB)	Remark
1	5548.100	34.32	9.80	35.20	86.49	95.41	74.00	-21.41	Peak
2	5850.000	34.44	9.95	35.07	40.81	50.13	74.00	23.87	Peak
3	7212.010	35.82	10.70	35.48	42.55	53.59	74.00	20.41	Peak
4	7250.000	35.91	10.74	35.50	41.61	52.76	74.00	21.24	Peak
5	7743.190	36.65	11.22	35.70	44.14	56.31	74.00	17.69	Peak

Remarks: 1. Emission Level= Antenna Factor + Cable Loss + Reading -amp Factor
 2. The emission levels that are 20dB below the official limit are not reported.

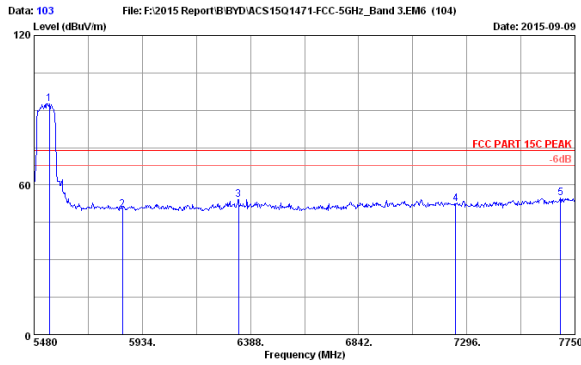


File: F:\2015 Report\B\BYD\ACS1501471-FCC-5GHz_Band 3.EM6 (104) Date: 2015-09-09

Site no. : 3m Chamber Data no. : 102
 Dis. / Ant. : 3m 2014 3115 9607-4877 Ant. pol. : VERTICAL
 Limit : FCC PART 15C AV
 Env. / Ins. : 23°C/54%
 Engineer : Leo-Li
 EUT : Notebook
 Power rating : DC 20V From Adapter Input AC 120V/60Hz
 Test Mode : IEEES02.11a VHT80 CH106 5530MHz Tx
 M/N : RZ09-0168

No.	Freq. (MHz)	Ant. Factor (dB/m)	Cable Loss (dB)	AMP Loss factor (dB)	Reading (dBuV)	Emission Level (dBuV/m)	Limits (dBuV/m)	Margin (dB)	Remark
1	5548.590	34.31	9.79	35.21	67.13	76.02	54.00	-22.02	Average
2	5850.000	34.44	9.95	35.07	28.78	38.13	54.00	15.90	Average
3	7030.410	35.38	10.53	35.41	30.10	40.60	54.00	13.40	Average
4	7250.000	35.91	10.74	35.50	29.20	40.35	54.00	13.65	Average
5	7722.760	36.64	11.20	35.69	30.11	42.26	54.00	11.74	Average

Remarks: 1. Emission Level= Antenna Factor + Cable Loss + Reading -amp Factor
 2. The emission levels that are 20dB below the official limit are not reported.

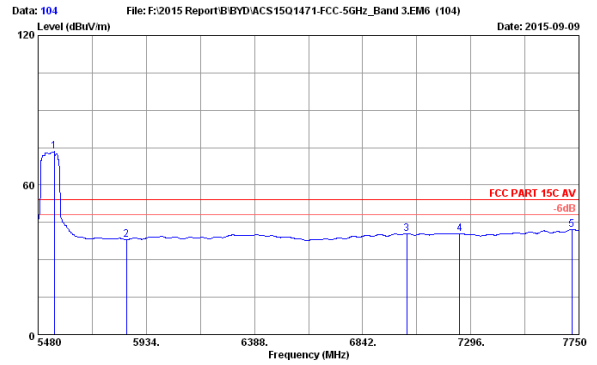


File: F:\2015 Report\B\BYD\ACS1501471-FCC-5GHz_Band 3.EM6 (104) Date: 2015-09-09

Site no. : 3m Chamber Data no. : 103
 Dis. / Ant. : 3m 2014 3115 9607-4877 Ant. pol. : HORIZONTAL
 Limit : FCC PART 15C PEAK
 Env. / Ins. : 23°C/54%
 Engineer : Leo-Li
 EUT : Notebook
 Power rating : DC 20V From Adapter Input AC 120V/60Hz
 Test Mode : IEEES02.11a VHT80 CH106 5530MHz Tx
 M/N : RZ09-0168

No.	Freq. (MHz)	Ant. Factor (dB/m)	Cable Loss (dB)	AMP Loss factor (dB)	Reading (dBuV)	Emission Level (dBuV/m)	Limits (dBuV/m)	Margin (dB)	Remark
1	5543.560	34.32	9.80	35.20	83.69	92.61	74.00	-18.61	Peak
2	5850.000	34.44	9.95	35.07	40.97	50.29	74.00	23.71	Peak
3	6338.060	34.64	10.18	35.14	44.46	54.14	74.00	19.86	Peak
4	7250.000	35.91	10.74	35.50	41.34	52.49	74.00	21.51	Peak
5	7688.710	36.62	11.16	35.68	42.55	54.65	74.00	19.35	Peak

Remarks: 1. Emission Level= Antenna Factor + Cable Loss + Reading -amp Factor
 2. The emission levels that are 20dB below the official limit are not reported.



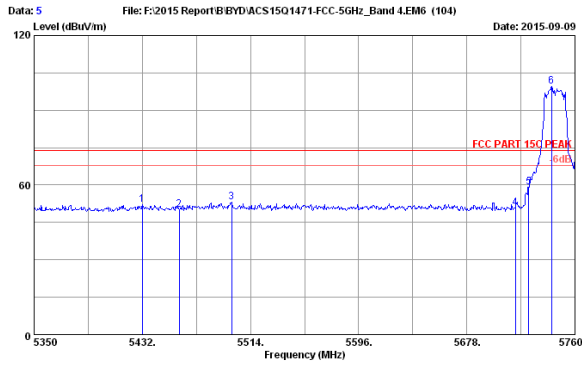
File: F:\2015 Report\B\BYD\ACS1501471-FCC-5GHz_Band 3.EM6 (104) Date: 2015-09-09

Site no. : 3m Chamber Data no. : 104
 Dis. / Ant. : 3m 2014 3115 9607-4877 Ant. pol. : HORIZONTAL
 Limit : FCC PART 15C AV
 Env. / Ins. : 23°C/54%
 Engineer : Leo-Li
 EUT : Notebook
 Power rating : DC 20V From Adapter Input AC 120V/60Hz
 Test Mode : IEEES02.11a VHT80 CH106 5530MHz Tx
 M/N : RZ09-0168

No.	Freq. (MHz)	Ant. Factor (dB/m)	Cable Loss (dB)	AMP Loss factor (dB)	Reading (dBuV)	Emission Level (dBuV/m)	Limits (dBuV/m)	Margin (dB)	Remark
1	5548.100	34.32	9.80	35.20	64.71	73.63	54.00	-19.63	Average
2	5850.000	34.44	9.95	35.07	28.83	38.15	54.00	15.85	Average
3	7028.140	35.37	10.51	35.41	30.12	40.59	54.00	13.41	Average
4	7250.000	35.91	10.74	35.50	29.17	40.32	54.00	13.68	Average
5	7720.490	36.63	11.20	35.69	30.09	42.23	54.00	11.77	Average

Remarks: 1. Emission Level= Antenna Factor + Cable Loss + Reading -amp Factor
 2. The emission levels that are 20dB below the official limit are not reported.

5745-5825MHz Band:

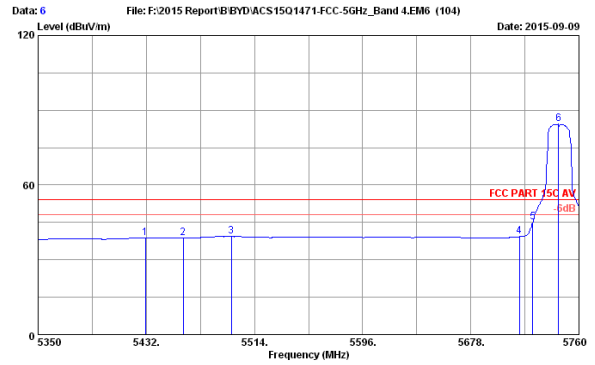


File: F:\2015 Report\BYD\ACS1501471-FCC-5GHz_Band 4.EM6 (104) Date: 2015-09-09

Site no. : 3m Chamber Data no. : 5
 Dis. / Ant. : 3m 2014 3115 9607-4877 Ant. pol. : HORIZONTAL
 Limit : FCC PART 15C PEAK
 Env. / Ins. : 23°C/54%
 Engineer : Leo-Li
 EUT : Notebook
 Power rating : DC 20V From Adapter Input AC 120V/60Hz
 Test Mode : IEEE802.11a CH149 5745MHz Tx
 M/N : RZ09-0168

No.	Freq. (MHz)	Ant. Factor (dB/m)	Cable Loss (dB)	AMP factor (dB)	Reading (dBuV)	Emission Level (dBuV/m)	Limits (dBuV/m)	Margin (dB)	Remark
1	5432.000	34.18	9.75	35.26	43.34	52.01	74.00	21.99	Peak
2	5460.000	34.23	9.76	35.25	41.42	50.16	74.00	23.84	Peak
3	5499.650	34.30	9.78	35.22	44.16	53.02	74.00	20.98	Peak
4	5715.000	34.39	9.88	35.12	41.78	50.93	74.00	23.07	Peak
5	5725.000	34.39	9.89	35.12	49.90	59.06	74.00	14.94	Peak
6	5742.370	34.40	9.90	35.11	90.40	99.59	74.00	-25.59	Peak

Remarks: 1. Emission Level= Antenna Factor + Cable Loss + Reading - Amp Factor
 2. The emission levels that are 20dB below the official limit are not reported.

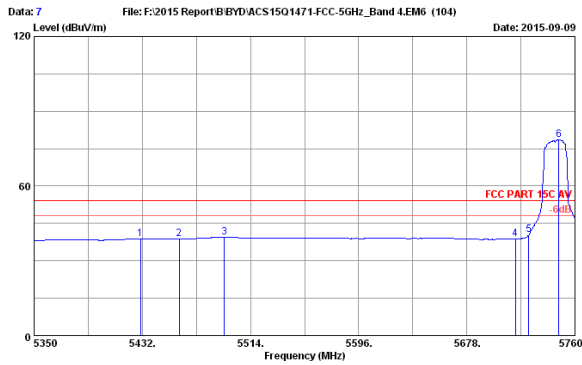


File: F:\2015 Report\BYD\ACS1501471-FCC-5GHz_Band 4.EM6 (104) Date: 2015-09-09

Site no. : 3m Chamber Data no. : 6
 Dis. / Ant. : 3m 2014 3115 9607-4877 Ant. pol. : HORIZONTAL
 Limit : FCC PART 15C AV
 Env. / Ins. : 23°C/54%
 Engineer : Leo-Li
 EUT : Notebook
 Power rating : DC 20V From Adapter Input AC 120V/60Hz
 Test Mode : IEEE802.11a CH149 5745MHz Tx
 M/N : RZ09-0168

No.	Freq. (MHz)	Ant. Factor (dB/m)	Cable Loss (dB)	AMP factor (dB)	Reading (dBuV)	Emission Level (dBuV/m)	Limits (dBuV/m)	Margin (dB)	Remark
1	5431.180	34.18	9.75	35.26	30.24	38.91	54.00	15.09	Average
2	5460.000	34.23	9.76	35.25	29.92	38.66	54.00	15.34	Average
3	5496.370	34.29	9.78	35.22	30.51	39.36	54.00	14.64	Average
4	5715.000	34.39	9.88	35.12	30.15	39.30	54.00	14.70	Average
5	5725.000	34.39	9.89	35.12	36.11	45.27	54.00	8.73	Average
6	5744.420	34.40	9.90	35.11	75.22	84.41	54.00	-30.41	Average

Remarks: 1. Emission Level= Antenna Factor + Cable Loss + Reading - Amp Factor
 2. The emission levels that are 20dB below the official limit are not reported.

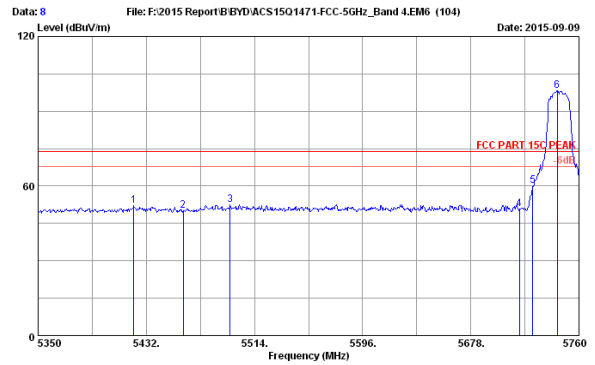


File: F:\2015 Report\BYD\ACS1501471-FCC-5GHz_Band 4.EM6 (104) Date: 2015-09-09

Site no. : 3m Chamber Data no. : 7
 Dis. / Ant. : 3m 2014 3115 9607-4877 Ant. pol. : VERTICAL
 Limit : FCC PART 15C AV
 Env. / Ins. : 23°C/54%
 Engineer : Leo-Li
 EUT : Notebook
 Power rating : DC 20V From Adapter Input AC 120V/60Hz
 Test Mode : IEEE802.11a CH149 5745MHz Tx
 M/N : RZ09-0168

No.	Freq. (MHz)	Ant. Factor (dB/m)	Cable Loss (dB)	AMP factor (dB)	Reading (dBuV)	Emission Level (dBuV/m)	Limits (dBuV/m)	Margin (dB)	Remark
1	5430.770	34.18	9.75	35.26	30.26	38.93	54.00	15.07	Average
2	5460.000	34.23	9.76	35.25	29.94	38.68	54.00	15.32	Average
3	5494.320	34.29	9.78	35.22	30.53	39.38	54.00	14.62	Average
4	5715.000	34.39	9.88	35.12	29.69	38.84	54.00	15.16	Average
5	5725.000	34.39	9.89	35.12	31.24	40.40	54.00	13.60	Average
6	5747.700	34.40	9.90	35.11	69.39	78.58	54.00	-24.58	Average

Remarks: 1. Emission Level= Antenna Factor + Cable Loss + Reading - Amp Factor
 2. The emission levels that are 20dB below the official limit are not reported.

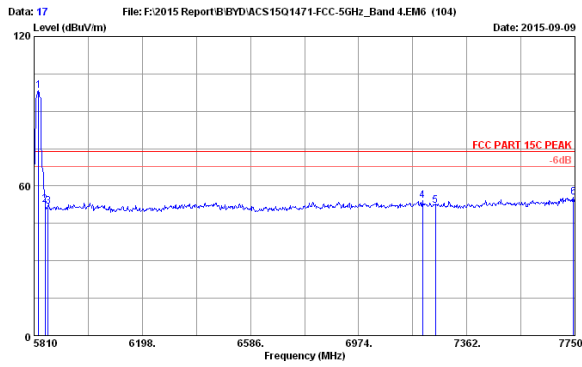


File: F:\2015 Report\BYD\ACS1501471-FCC-5GHz_Band 4.EM6 (104) Date: 2015-09-09

Site no. : 3m Chamber Data no. : 8
 Dis. / Ant. : 3m 2014 3115 9607-4877 Ant. pol. : VERTICAL
 Limit : FCC PART 15C PEAK
 Env. / Ins. : 23°C/54%
 Engineer : Leo-Li
 EUT : Notebook
 Power rating : DC 20V From Adapter Input AC 120V/60Hz
 Test Mode : IEEE802.11a CH149 5745MHz Tx
 M/N : RZ09-0168

No.	Freq. (MHz)	Ant. Factor (dB/m)	Cable Loss (dB)	AMP factor (dB)	Reading (dBuV)	Emission Level (dBuV/m)	Limits (dBuV/m)	Margin (dB)	Remark
1	5422.570	34.17	9.74	35.26	43.43	52.08	74.00	21.92	Peak
2	5460.000	34.23	9.76	35.25	41.38	50.12	74.00	23.88	Peak
3	5495.550	34.29	9.78	35.22	43.76	52.61	74.00	21.39	Peak
4	5715.000	34.39	9.88	35.12	41.64	50.79	74.00	23.21	Peak
5	5725.000	34.39	9.89	35.12	51.04	60.20	74.00	13.80	Peak
6	5743.600	34.40	9.90	35.11	89.02	98.21	74.00	-24.21	Peak

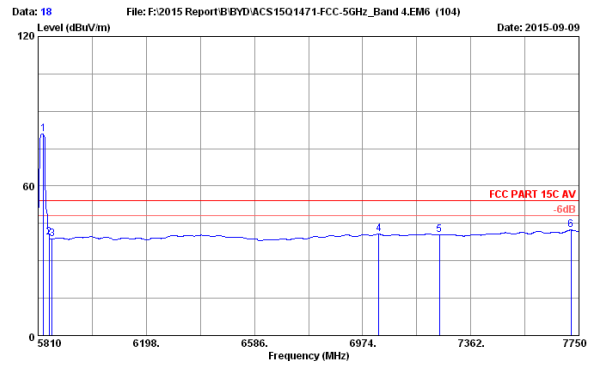
Remarks: 1. Emission Level= Antenna Factor + Cable Loss + Reading - Amp Factor
 2. The emission levels that are 20dB below the official limit are not reported.



Site no. : 3m Chamber Data no. : 17
 Dis. / Ant. : 3m 2014 3115 9607-4877 Ant. pol. : VERTICAL
 Limit : FCC PART 15C PEAK
 Env. / Ins. : 23°C/54t
 Engineer : Leo-Li
 EUT : Notebook
 Power rating : DC 20V From Adapter Input AC 120V/60Hz
 Test Mode : IEEES02.11a CH165 5825MHz Tx
 M/N : RZ09-0168

No.	Freq. (MHz)	Ant. Factor (dB/m)	Cable Loss (dB)	AMP factor (dB)	Reading (dBuV)	Emission Level (dBuV/m)	Limits (dBuV/m)	Margin (dB)	Remark
1	5825.520	34.43	9.94	35.08	89.11	98.40	74.00	-24.40	Peak
2	5850.000	34.44	9.95	35.07	43.06	52.38	74.00	21.62	Peak
3	5860.000	34.45	9.95	35.07	42.55	51.88	74.00	22.12	Peak
4	7202.920	35.80	10.68	35.48	43.17	54.17	74.00	19.83	Peak
5	7250.000	35.91	10.74	35.50	41.06	52.21	74.00	21.79	Peak
6	7744.180	36.65	11.22	35.70	43.18	55.35	74.00	18.65	Peak

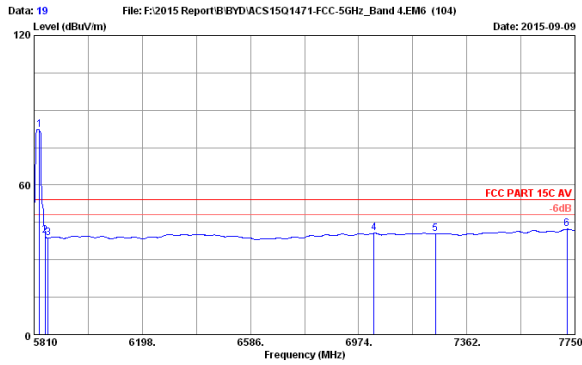
Remarks: 1. Emission Level= Antenna Factor + Cable Loss + Reading - Amp Factor
 2. The emission levels that are 20dB below the official limit are not reported.



Site no. : 3m Chamber Data no. : 18
 Dis. / Ant. : 3m 2014 3115 9607-4877 Ant. pol. : VERTICAL
 Limit : FCC PART 15C AV
 Env. / Ins. : 23°C/54t
 Engineer : Leo-Li
 EUT : Notebook
 Power rating : DC 20V From Adapter Input AC 120V/60Hz
 Test Mode : IEEES02.11a CH165 5825MHz Tx
 M/N : RZ09-0168

No.	Freq. (MHz)	Ant. Factor (dB/m)	Cable Loss (dB)	AMP factor (dB)	Reading (dBuV)	Emission Level (dBuV/m)	Limits (dBuV/m)	Margin (dB)	Remark
1	5825.400	34.43	9.94	35.08	71.67	80.96	54.00	-26.96	Average
2	5850.000	34.44	9.95	35.07	29.99	39.31	54.00	14.69	Average
3	5860.000	34.45	9.95	35.07	29.44	38.77	54.00	15.23	Average
4	7032.200	35.38	10.53	35.41	30.18	40.68	54.00	13.32	Average
5	7250.000	35.91	10.74	35.50	29.41	40.56	54.00	13.44	Average
6	7720.900	36.63	11.20	35.69	30.17	42.31	54.00	11.69	Average

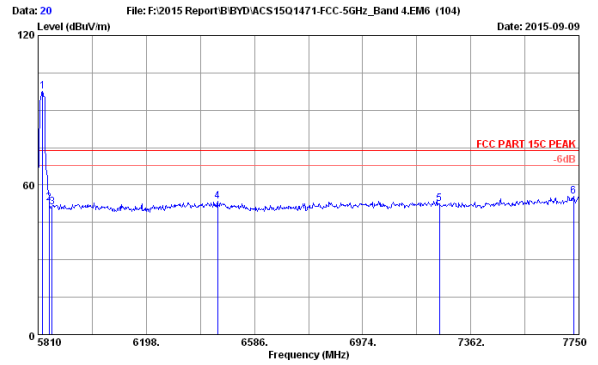
Remarks: 1. Emission Level= Antenna Factor + Cable Loss + Reading - Amp Factor
 2. The emission levels that are 20dB below the official limit are not reported.



Site no. : 3m Chamber Data no. : 19
 Dis. / Ant. : 3m 2014 3115 9607-4877 Ant. pol. : HORIZONTAL
 Limit : FCC PART 15C AV
 Env. / Ins. : 23°C/54t
 Engineer : Leo-Li
 EUT : Notebook
 Power rating : DC 20V From Adapter Input AC 120V/60Hz
 Test Mode : IEEES02.11a CH165 5825MHz Tx
 M/N : RZ09-0168

No.	Freq. (MHz)	Ant. Factor (dB/m)	Cable Loss (dB)	AMP factor (dB)	Reading (dBuV)	Emission Level (dBuV/m)	Limits (dBuV/m)	Margin (dB)	Remark
1	5829.400	34.43	9.94	35.08	73.05	82.34	54.00	-28.34	Average
2	5850.000	34.44	9.95	35.07	30.34	39.66	54.00	14.34	Average
3	5860.000	34.45	9.95	35.07	29.49	38.82	54.00	15.18	Average
4	7028.320	35.37	10.51	35.41	30.20	40.67	54.00	13.33	Average
5	7250.000	35.91	10.74	35.50	29.36	40.51	54.00	13.49	Average
6	7720.900	36.63	11.20	35.69	30.16	42.30	54.00	11.70	Average

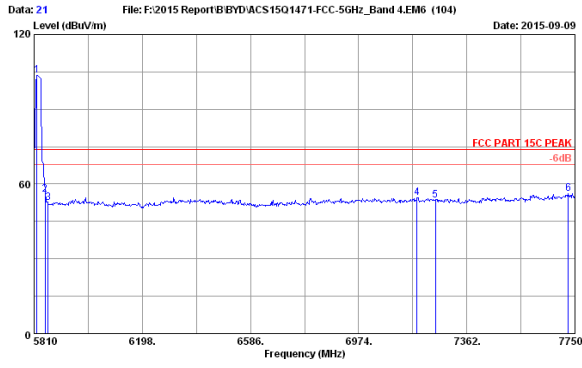
Remarks: 1. Emission Level= Antenna Factor + Cable Loss + Reading - Amp Factor
 2. The emission levels that are 20dB below the official limit are not reported.



Site no. : 3m Chamber Data no. : 20
 Dis. / Ant. : 3m 2014 3115 9607-4877 Ant. pol. : HORIZONTAL
 Limit : FCC PART 15C PEAK
 Env. / Ins. : 23°C/54t
 Engineer : Leo-Li
 EUT : Notebook
 Power rating : DC 20V From Adapter Input AC 120V/60Hz
 Test Mode : IEEES02.11a CH165 5825MHz Tx
 M/N : RZ09-0168

No.	Freq. (MHz)	Ant. Factor (dB/m)	Cable Loss (dB)	AMP factor (dB)	Reading (dBuV)	Emission Level (dBuV/m)	Limits (dBuV/m)	Margin (dB)	Remark
1	5825.520	34.43	9.94	35.08	88.39	97.68	74.00	-23.68	Peak
2	5850.000	34.44	9.95	35.07	43.63	52.95	74.00	21.05	Peak
3	5860.000	34.45	9.95	35.07	41.78	51.11	74.00	22.89	Peak
4	6454.080	34.68	10.23	35.18	43.77	53.50	74.00	20.50	Peak
5	7250.000	35.91	10.74	35.50	41.22	52.37	74.00	21.63	Peak
6	7730.600	36.64	11.22	35.69	43.39	55.56	74.00	18.44	Peak

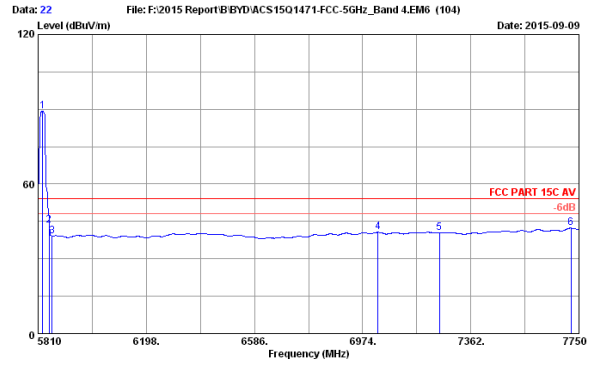
Remarks: 1. Emission Level= Antenna Factor + Cable Loss + Reading - Amp Factor
 2. The emission levels that are 20dB below the official limit are not reported.



Site no. : 3m Chamber Data no. : 21
 Dis. / Ant. : 3m 2014 3115 9607-4877 Ant. pol. : HORIZONTAL
 Limit : FCC PART 15C PEAK
 Env. / Ins. : 23°C/54t
 Engineer : Leo-Li
 EUT : Notebook
 Power rating : DC 20V From Adapter Input AC 120V/60Hz
 Test Mode : IEEES02.1inHT20 CH165 5825MHz Tx
 M/N : RZ09-0168

No.	Freq. (MHz)	Ant. Factor (dB/m)	Cable Loss (dB)	AMP factor (dB)	Reading (dBuV)	Emission Level (dBuV/m)	Limits (dBuV/m)	Margin (dB)	Remark
1	5819.700	34.43	9.93	35.08	94.29	103.57	74.00	-29.57	Peak
2	5850.000	34.44	9.95	35.07	46.43	55.75	74.00	18.25	Peak
3	5860.000	34.45	9.95	35.07	43.04	52.37	74.00	21.63	Peak
4	7183.520	35.75	10.67	35.47	43.65	54.60	74.00	19.40	Peak
5	7250.000	35.91	10.74	35.50	42.29	53.44	74.00	20.56	Peak
6	7726.720	36.64	11.20	35.69	44.11	56.26	74.00	17.74	Peak

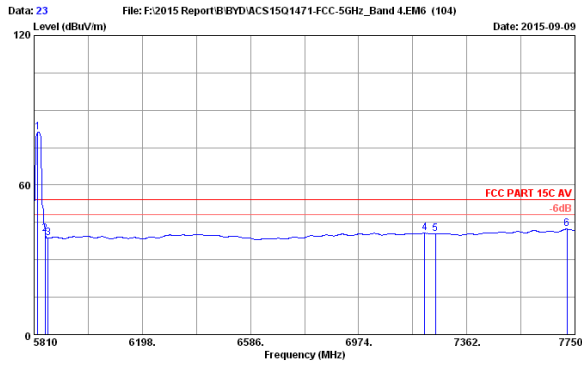
Remarks: 1. Emission Level= Antenna Factor + Cable Loss + Reading - Amp Factor
 2. The emission levels that are 20dB below the official limit are not reported.



Site no. : 3m Chamber Data no. : 22
 Dis. / Ant. : 3m 2014 3115 9607-4877 Ant. pol. : HORIZONTAL
 Limit : FCC PART 15C AV
 Env. / Ins. : 23°C/54t
 Engineer : Leo-Li
 EUT : Notebook
 Power rating : DC 20V From Adapter Input AC 120V/60Hz
 Test Mode : IEEES02.1inHT20 CH165 5825MHz Tx
 M/N : RZ09-0168

No.	Freq. (MHz)	Ant. Factor (dB/m)	Cable Loss (dB)	AMP factor (dB)	Reading (dBuV)	Emission Level (dBuV/m)	Limits (dBuV/m)	Margin (dB)	Remark
1	5825.520	34.43	9.94	35.08	79.98	89.27	54.00	-35.27	Average
2	5850.000	34.44	9.95	35.07	34.23	43.55	54.00	10.45	Average
3	5860.000	34.45	9.95	35.07	29.86	39.19	54.00	14.81	Average
4	7028.320	35.37	10.51	35.41	30.19	40.66	54.00	13.34	Average
5	7250.000	35.91	10.74	35.50	29.38	40.53	54.00	13.47	Average
6	7720.900	36.63	11.20	35.69	30.17	42.31	54.00	11.69	Average

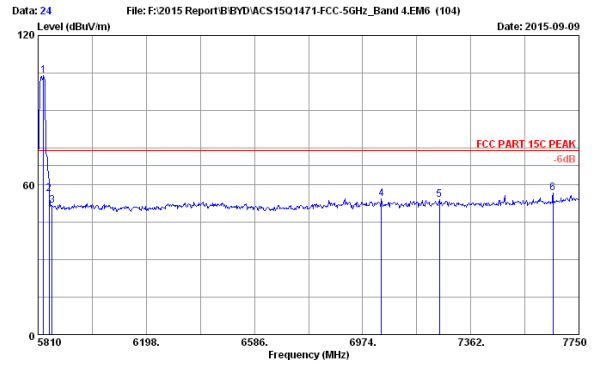
Remarks: 1. Emission Level= Antenna Factor + Cable Loss + Reading - Amp Factor
 2. The emission levels that are 20dB below the official limit are not reported.



Site no. : 3m Chamber Data no. : 23
 Dis. / Ant. : 3m 2014 3115 9607-4877 Ant. pol. : VERTICAL
 Limit : FCC PART 15C AV
 Env. / Ins. : 23°C/54t
 Engineer : Leo-Li
 EUT : Notebook
 Power rating : DC 20V From Adapter Input AC 120V/60Hz
 Test Mode : IEEES02.1inHT20 CH165 5825MHz Tx
 M/N : RZ09-0168

No.	Freq. (MHz)	Ant. Factor (dB/m)	Cable Loss (dB)	AMP factor (dB)	Reading (dBuV)	Emission Level (dBuV/m)	Limits (dBuV/m)	Margin (dB)	Remark
1	5823.580	34.43	9.93	35.08	72.07	81.35	54.00	-27.35	Average
2	5850.000	34.44	9.95	35.07	31.25	40.57	54.00	13.43	Average
3	5860.000	34.45	9.95	35.07	29.28	38.61	54.00	15.39	Average
4	7210.680	35.82	10.70	35.48	29.60	40.64	54.00	13.36	Average
5	7250.000	35.91	10.74	35.50	29.37	40.52	54.00	13.48	Average
6	7720.900	36.63	11.20	35.69	30.16	42.30	54.00	11.70	Average

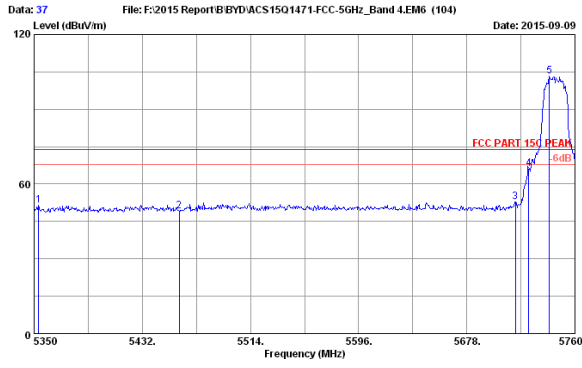
Remarks: 1. Emission Level= Antenna Factor + Cable Loss + Reading - Amp Factor
 2. The emission levels that are 20dB below the official limit are not reported.



Site no. : 3m Chamber Data no. : 24
 Dis. / Ant. : 3m 2014 3115 9607-4877 Ant. pol. : VERTICAL
 Limit : FCC PART 15C PEAK
 Env. / Ins. : 23°C/54t
 Engineer : Leo-Li
 EUT : Notebook
 Power rating : DC 20V From Adapter Input AC 120V/60Hz
 Test Mode : IEEES02.1inHT20 CH165 5825MHz Tx
 M/N : RZ09-0168

No.	Freq. (MHz)	Ant. Factor (dB/m)	Cable Loss (dB)	AMP factor (dB)	Reading (dBuV)	Emission Level (dBuV/m)	Limits (dBuV/m)	Margin (dB)	Remark
1	5829.400	34.43	9.94	35.08	94.56	103.85	74.00	-29.85	Peak
2	5850.000	34.44	9.95	35.07	47.28	56.60	74.00	17.40	Peak
3	5860.000	34.45	9.95	35.07	42.36	51.69	74.00	22.31	Peak
4	7041.900	35.40	10.53	35.42	43.93	54.44	74.00	19.56	Peak
5	7250.000	35.91	10.74	35.50	43.01	54.16	74.00	19.84	Peak
6	7656.880	36.60	11.13	35.66	44.70	56.77	74.00	17.23	Peak

Remarks: 1. Emission Level= Antenna Factor + Cable Loss + Reading - Amp Factor
 2. The emission levels that are 20dB below the official limit are not reported.

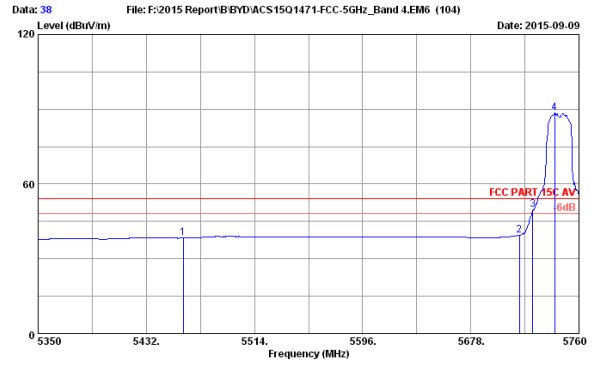


File: F:\2015 Report\BYD\ACS1501471-FCC-5GHz_Band 4.EM6 (104) Date: 2015-09-09

Site no. : 3m Chamber Data no. : 37
 Dis. / Ant. : 3m 2014 3115 9607-4877 Ant. pol. : HORIZONTAL
 Limit : FCC PART 15C PEAK
 Env. / Ins. : 23°C/54%
 Engineer : Leo-Li
 EUT : Notebook
 Power rating : DC 20V From Adapter Input AC 120V/60Hz
 Test Mode : IEEEE02.11nHT20 CH149 5845MHz Tx
 M/N : RZ09-0168

No.	Freq. (MHz)	Ant. Factor (dB/m)	Cable Loss (dB)	AMP factor (dB)	Reading (dBuV)	Emission Level (dBuV/m)	Limits (dBuV/m)	Margin (dB)	Remark
1	5353.280	34.04	9.71	35.29	43.13	51.59	74.00	22.41	Peak
2	5460.000	34.23	9.76	35.25	40.34	49.08	74.00	24.92	Peak
3	5715.000	34.39	9.88	35.12	43.81	52.96	74.00	21.04	Peak
4	5725.000	34.39	9.89	35.12	56.91	66.07	74.00	7.93	Peak
5	5740.730	34.40	9.90	35.11	94.11	103.30	74.00	-29.30	Peak

Remarks: 1. Emission Level= Antenna Factor + Cable Loss + Reading -Amp Factor
 2. The emission levels that are 20dB below the official limit are not reported.

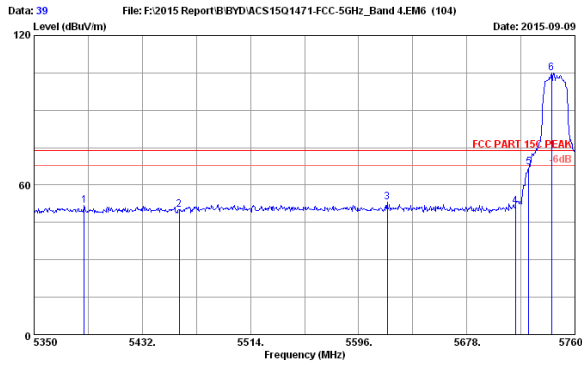


File: F:\2015 Report\BYD\ACS1501471-FCC-5GHz_Band 4.EM6 (104) Date: 2015-09-09

Site no. : 3m Chamber Data no. : 38
 Dis. / Ant. : 3m 2014 3115 9607-4877 Ant. pol. : HORIZONTAL
 Limit : FCC PART 15C AV
 Env. / Ins. : 23°C/54%
 Engineer : Leo-Li
 EUT : Notebook
 Power rating : DC 20V From Adapter Input AC 120V/60Hz
 Test Mode : IEEEE02.11nHT20 CH149 5845MHz Tx
 M/N : RZ09-0168

No.	Freq. (MHz)	Ant. Factor (dB/m)	Cable Loss (dB)	AMP factor (dB)	Reading (dBuV)	Emission Level (dBuV/m)	Limits (dBuV/m)	Margin (dB)	Remark
1	5460.000	34.23	9.76	35.25	29.60	38.34	54.00	15.66	Average
2	5715.000	34.39	9.88	35.12	30.40	39.55	54.00	14.45	Average
3	5725.000	34.39	9.89	35.12	40.50	49.66	54.00	4.34	Average
4	5741.550	34.40	9.90	35.11	79.23	88.42	54.00	-34.42	Average

Remarks: 1. Emission Level= Antenna Factor + Cable Loss + Reading -Amp Factor
 2. The emission levels that are 20dB below the official limit are not reported.

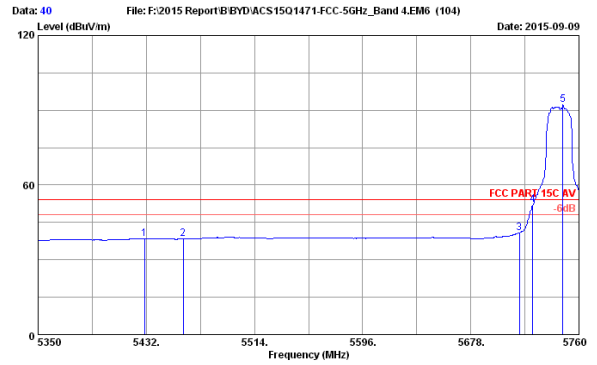


File: F:\2015 Report\BYD\ACS1501471-FCC-5GHz_Band 4.EM6 (104) Date: 2015-09-09

Site no. : 3m Chamber Data no. : 39
 Dis. / Ant. : 3m 2014 3115 9607-4877 Ant. pol. : VERTICAL
 Limit : FCC PART 15C PEAK
 Env. / Ins. : 23°C/54%
 Engineer : Leo-Li
 EUT : Notebook
 Power rating : DC 20V From Adapter Input AC 120V/60Hz
 Test Mode : IEEEE02.11nHT20 CH149 5845MHz Tx
 M/N : RZ09-0168

No.	Freq. (MHz)	Ant. Factor (dB/m)	Cable Loss (dB)	AMP factor (dB)	Reading (dBuV)	Emission Level (dBuV/m)	Limits (dBuV/m)	Margin (dB)	Remark
1	5388.130	34.11	9.73	35.27	43.25	51.82	74.00	22.18	Peak
2	5460.000	34.23	9.76	35.25	41.42	50.16	74.00	23.84	Peak
3	5617.730	34.35	9.84	35.17	44.27	53.29	74.00	20.71	Peak
4	5715.000	34.39	9.88	35.12	42.22	51.37	74.00	22.63	Peak
5	5725.000	34.39	9.89	35.12	57.93	67.09	74.00	6.91	Peak
6	5742.370	34.40	9.90	35.11	95.75	104.94	74.00	-30.94	Peak

Remarks: 1. Emission Level= Antenna Factor + Cable Loss + Reading -Amp Factor
 2. The emission levels that are 20dB below the official limit are not reported.

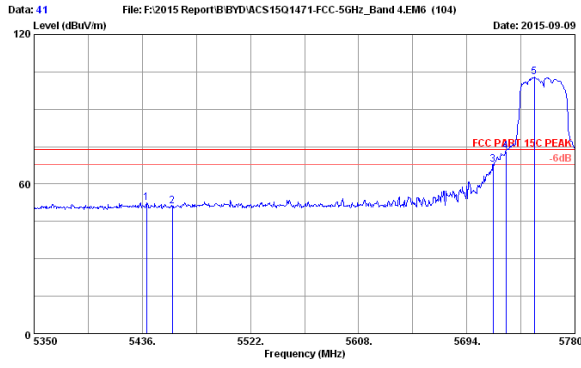


File: F:\2015 Report\BYD\ACS1501471-FCC-5GHz_Band 4.EM6 (104) Date: 2015-09-09

Site no. : 3m Chamber Data no. : 40
 Dis. / Ant. : 3m 2014 3115 9607-4877 Ant. pol. : VERTICAL
 Limit : FCC PART 15C AV
 Env. / Ins. : 23°C/54%
 Engineer : Leo-Li
 EUT : Notebook
 Power rating : DC 20V From Adapter Input AC 120V/60Hz
 Test Mode : IEEEE02.11nHT20 CH149 5845MHz Tx
 M/N : RZ09-0168

No.	Freq. (MHz)	Ant. Factor (dB/m)	Cable Loss (dB)	AMP factor (dB)	Reading (dBuV)	Emission Level (dBuV/m)	Limits (dBuV/m)	Margin (dB)	Remark
1	5430.700	34.18	9.75	35.26	29.88	38.55	54.00	15.45	Average
2	5460.000	34.23	9.76	35.25	29.61	38.35	54.00	15.65	Average
3	5715.000	34.39	9.88	35.12	31.71	40.86	54.00	13.14	Average
4	5725.000	34.39	9.89	35.12	43.05	52.21	54.00	1.79	Average
5	5747.700	34.40	9.90	35.11	82.96	92.15	54.00	-38.15	Average

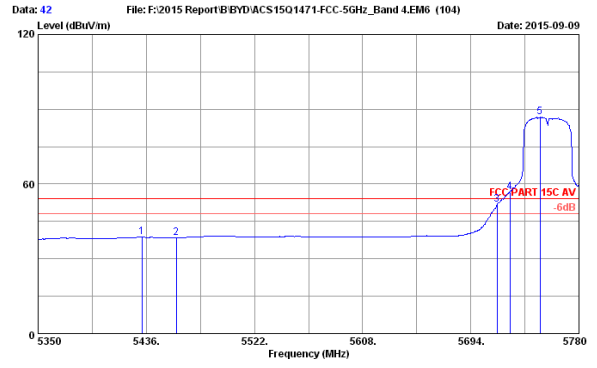
Remarks: 1. Emission Level= Antenna Factor + Cable Loss + Reading -Amp Factor
 2. The emission levels that are 20dB below the official limit are not reported.



Site no. : 3m Chamber Data no. : 41
 Dis. / Ant. : 3m 2014 3115 9607-4877 Ant. pol. : VERTICAL
 Limit : FCC PART 15C PEAK
 Env. / Ins. : 23°C/54%
 Engineer : Leo-Li
 EUT : Notebook
 Power rating : DC 20V From Adapter Input AC 120V/60Hz
 Test Mode : IEEES02.11nHT40 CH151 5755MHz Tx
 M/N : RZ09-0168

No.	Freq. (MHz)	Ant. Factor (dB/m)	Cable Loss (dB)	AMP Loss factor (dB)	Reading (dBuV)	Emission Level (dBuV/m)	Limits (dBuV/m)	Margin (dB)	Remark
1	5439.440	34.20	9.75	35.25	43.90	52.60	74.00	21.40	Peak
2	5460.000	34.23	9.76	35.25	42.45	51.19	74.00	22.81	Peak
3	5715.000	34.39	9.88	35.12	58.68	67.83	74.00	6.17	Peak
4	5725.000	34.39	9.89	35.12	63.88	73.04	74.00	0.96	Peak
5	5747.750	34.40	9.90	35.11	93.65	102.84	74.00	-28.84	Peak

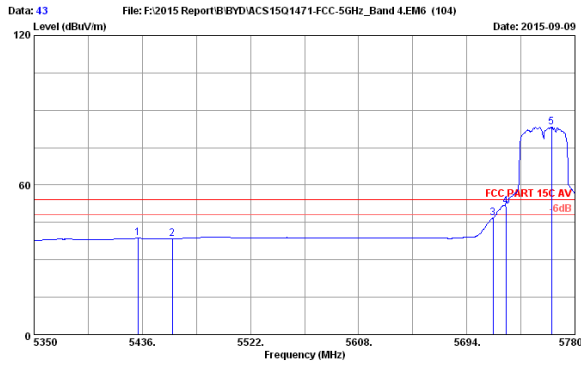
Remarks: 1. Emission Level= Antenna Factor + Cable Loss + Reading -amp Factor
 2. The emission levels that are 20dB below the official limit are not reported.



Site no. : 3m Chamber Data no. : 42
 Dis. / Ant. : 3m 2014 3115 9607-4877 Ant. pol. : VERTICAL
 Limit : FCC PART 15C AV
 Env. / Ins. : 23°C/54%
 Engineer : Leo-Li
 EUT : Notebook
 Power rating : DC 20V From Adapter Input AC 120V/60Hz
 Test Mode : IEEES02.11nHT40 CH151 5755MHz Tx
 M/N : RZ09-0168

No.	Freq. (MHz)	Ant. Factor (dB/m)	Cable Loss (dB)	AMP Loss factor (dB)	Reading (dBuV)	Emission Level (dBuV/m)	Limits (dBuV/m)	Margin (dB)	Remark
1	5432.560	34.18	9.75	35.26	30.00	38.67	54.00	15.33	Average
2	5460.000	34.23	9.76	35.25	29.72	38.46	54.00	15.54	Average
3	5715.000	34.39	9.88	35.12	42.66	51.81	54.00	2.19	Average
4	5725.000	34.39	9.89	35.12	47.52	56.68	54.00	-2.68	Average
5	5749.040	34.40	9.90	35.11	77.75	86.94	54.00	-32.94	Average

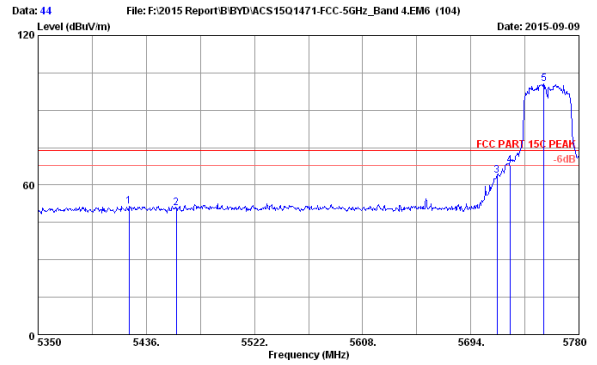
Remarks: 1. Emission Level= Antenna Factor + Cable Loss + Reading -amp Factor
 2. The emission levels that are 20dB below the official limit are not reported.



Site no. : 3m Chamber Data no. : 43
 Dis. / Ant. : 3m 2014 3115 9607-4877 Ant. pol. : HORIZONTAL
 Limit : FCC PART 15C AV
 Env. / Ins. : 23°C/54%
 Engineer : Leo-Li
 EUT : Notebook
 Power rating : DC 20V From Adapter Input AC 120V/60Hz
 Test Mode : IEEES02.11nHT40 CH151 5755MHz Tx
 M/N : RZ09-0168

No.	Freq. (MHz)	Ant. Factor (dB/m)	Cable Loss (dB)	AMP Loss factor (dB)	Reading (dBuV)	Emission Level (dBuV/m)	Limits (dBuV/m)	Margin (dB)	Remark
1	5432.560	34.18	9.75	35.26	29.99	38.66	54.00	15.34	Average
2	5460.000	34.23	9.76	35.25	29.70	38.44	54.00	15.56	Average
3	5715.000	34.39	9.88	35.12	37.69	46.84	54.00	7.16	Average
4	5725.000	34.39	9.89	35.12	42.37	51.53	54.00	2.47	Average
5	5761.510	34.41	9.91	35.11	73.99	83.20	54.00	-29.20	Average

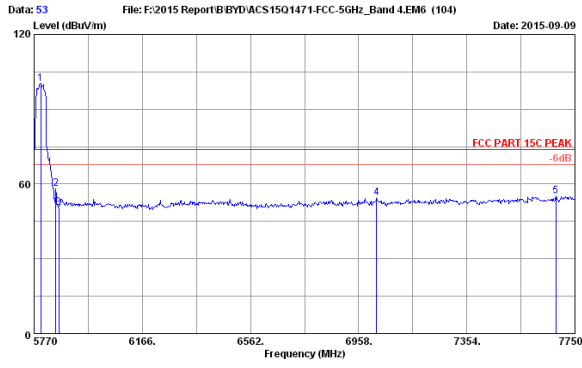
Remarks: 1. Emission Level= Antenna Factor + Cable Loss + Reading -amp Factor
 2. The emission levels that are 20dB below the official limit are not reported.



Site no. : 3m Chamber Data no. : 44
 Dis. / Ant. : 3m 2014 3115 9607-4877 Ant. pol. : HORIZONTAL
 Limit : FCC PART 15C PEAK
 Env. / Ins. : 23°C/54%
 Engineer : Leo-Li
 EUT : Notebook
 Power rating : DC 20V From Adapter Input AC 120V/60Hz
 Test Mode : IEEES02.11nHT40 CH151 5755MHz Tx
 M/N : RZ09-0168

No.	Freq. (MHz)	Ant. Factor (dB/m)	Cable Loss (dB)	AMP Loss factor (dB)	Reading (dBuV)	Emission Level (dBuV/m)	Limits (dBuV/m)	Margin (dB)	Remark
1	5422.240	34.17	9.74	35.26	42.92	51.57	74.00	22.43	Peak
2	5460.000	34.23	9.76	35.25	42.02	50.76	74.00	23.24	Peak
3	5715.000	34.39	9.88	35.12	54.78	63.93	74.00	10.07	Peak
4	5725.000	34.39	9.89	35.12	58.74	67.90	74.00	6.10	Peak
5	5752.050	34.40	9.90	35.11	91.45	100.64	74.00	-26.64	Peak

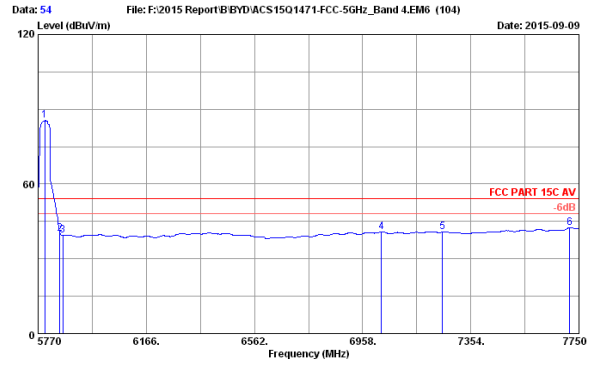
Remarks: 1. Emission Level= Antenna Factor + Cable Loss + Reading -amp Factor
 2. The emission levels that are 20dB below the official limit are not reported.



Site no. : 3m Chamber Data no. : 53
 Dis. / Ant. : 3m 2014 3115 9607-4877 Ant. pol. : HORIZONTAL
 Limit : FCC PART 15C PEAK
 Env. / Ins. : 23°C/54t
 Engineer : Leo-Li
 EUT : Notebook
 Power rating : DC 20V From Adapter Input AC 120V/60Hz
 Test Mode : IEEE802.11nHT40 CH159 5795MHz Tx
 M/N : RZ09-0168

No.	Freq. (MHz)	Ant. Factor (dB/m)	Cable Loss (dB)	AMP factor (dB)	Reading (dBuV)	Emission Level (dBuV/m)	Limits (dBuV/m)	Margin (dB)	Remark
1	5793.760	34.42	9.92	35.09	90.93	100.18	74.00	-26.18	Peak
2	5850.000	34.44	9.95	35.07	48.99	58.31	74.00	15.69	Peak
3	5860.000	34.45	9.95	35.07	41.25	50.58	74.00	23.42	Peak
4	7023.340	35.36	10.51	35.41	43.91	54.37	74.00	19.63	Peak
5	7680.700	36.61	11.16	35.67	42.94	55.04	74.00	18.96	Peak

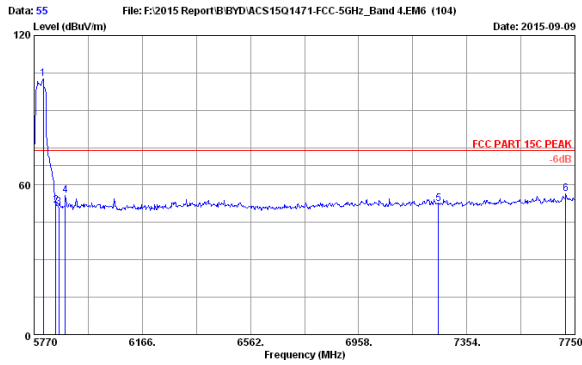
Remarks: 1. Emission Level= Antenna Factor + Cable Loss + Reading - Amp Factor
 2. The emission levels that are 20dB below the official limit are not reported.



Site no. : 3m Chamber Data no. : 54
 Dis. / Ant. : 3m 2014 3115 9607-4877 Ant. pol. : HORIZONTAL
 Limit : FCC PART 15C AV
 Env. / Ins. : 23°C/54t
 Engineer : Leo-Li
 EUT : Notebook
 Power rating : DC 20V From Adapter Input AC 120V/60Hz
 Test Mode : IEEE802.11nHT40 CH159 5795MHz Tx
 M/N : RZ09-0168

No.	Freq. (MHz)	Ant. Factor (dB/m)	Cable Loss (dB)	AMP factor (dB)	Reading (dBuV)	Emission Level (dBuV/m)	Limits (dBuV/m)	Margin (dB)	Remark
1	5793.760	34.42	9.92	35.09	76.21	85.46	54.00	-31.46	Average
2	5850.000	34.44	9.95	35.07	30.96	40.28	54.00	13.72	Average
3	5860.000	34.45	9.95	35.07	30.05	39.38	54.00	14.62	Average
4	7027.300	35.37	10.51	35.41	30.35	40.82	54.00	13.18	Average
5	7250.000	35.91	10.74	35.50	29.51	40.66	54.00	13.34	Average
6	7716.340	36.63	11.20	35.69	30.29	42.43	54.00	11.57	Average

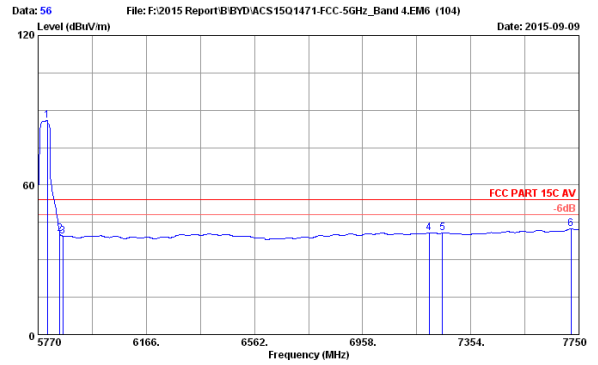
Remarks: 1. Emission Level= Antenna Factor + Cable Loss + Reading - Amp Factor
 2. The emission levels that are 20dB below the official limit are not reported.



Site no. : 3m Chamber Data no. : 55
 Dis. / Ant. : 3m 2014 3115 9607-4877 Ant. pol. : VERTICAL
 Limit : FCC PART 15C PEAK
 Env. / Ins. : 23°C/54t
 Engineer : Leo-Li
 EUT : Notebook
 Power rating : DC 20V From Adapter Input AC 120V/60Hz
 Test Mode : IEEE802.11nHT40 CH159 5795MHz Tx
 M/N : RZ09-0168

No.	Freq. (MHz)	Ant. Factor (dB/m)	Cable Loss (dB)	AMP factor (dB)	Reading (dBuV)	Emission Level (dBuV/m)	Limits (dBuV/m)	Margin (dB)	Remark
1	5803.660	34.42	9.92	35.09	93.25	102.50	74.00	-28.50	Peak
2	5850.000	34.44	9.95	35.07	42.38	51.70	74.00	22.30	Peak
3	5860.000	34.45	9.95	35.07	41.87	51.20	74.00	22.80	Peak
4	5884.840	34.46	9.96	35.06	46.52	55.88	74.00	18.12	Peak
5	7250.000	35.91	10.74	35.50	41.40	52.55	74.00	21.45	Peak
6	7716.340	36.63	11.20	35.69	44.20	56.34	74.00	17.66	Peak

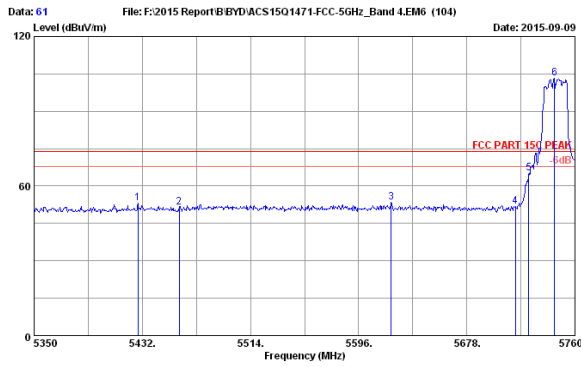
Remarks: 1. Emission Level= Antenna Factor + Cable Loss + Reading - Amp Factor
 2. The emission levels that are 20dB below the official limit are not reported.



Site no. : 3m Chamber Data no. : 56
 Dis. / Ant. : 3m 2014 3115 9607-4877 Ant. pol. : VERTICAL
 Limit : FCC PART 15C AV
 Env. / Ins. : 23°C/54t
 Engineer : Leo-Li
 EUT : Notebook
 Power rating : DC 20V From Adapter Input AC 120V/60Hz
 Test Mode : IEEE802.11nHT40 CH159 5795MHz Tx
 M/N : RZ09-0168

No.	Freq. (MHz)	Ant. Factor (dB/m)	Cable Loss (dB)	AMP factor (dB)	Reading (dBuV)	Emission Level (dBuV/m)	Limits (dBuV/m)	Margin (dB)	Remark
1	5803.660	34.42	9.92	35.09	76.69	85.94	54.00	-31.94	Average
2	5850.000	34.44	9.95	35.07	31.00	40.32	54.00	13.68	Average
3	5860.000	34.45	9.95	35.07	30.20	39.53	54.00	14.47	Average
4	7201.540	35.79	10.68	35.48	29.75	40.74	54.00	13.26	Average
5	7250.000	35.91	10.74	35.50	29.51	40.66	54.00	13.34	Average
6	7720.300	36.63	11.20	35.69	30.26	42.40	54.00	11.60	Average

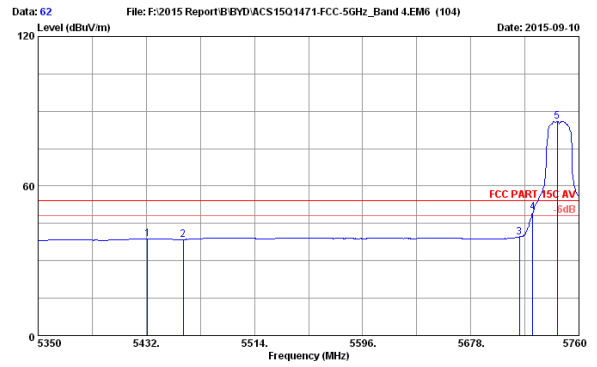
Remarks: 1. Emission Level= Antenna Factor + Cable Loss + Reading - Amp Factor
 2. The emission levels that are 20dB below the official limit are not reported.



Site no. : 3m Chamber Data no. : 61
 Dis. / Ant. : 3m 2014 3115 9607-4877 Ant. pol. : HORIZONTAL
 Limit : FCC PART 15C PEAK
 Env. / Ins. : 23°C/54%
 Engineer : Leo-Li
 EUT : Notebook
 Power rating : DC 20V From Adapter Input AC 120V/60Hz
 Test Mode : IEEES02.11a VHT20 CH149 5745MHz Tx
 M/N : RZ09-0168

No.	Freq. (MHz)	Ant. Factor (dB/m)	Cable Loss (dB)	AMP factor (dB)	Reading (dBuV)	Emission Level (dBuV/m)	Limits (dBuV/m)	Margin (dB)	Remark
1	5428.720	34.18	9.74	35.26	44.56	53.22	74.00	20.78	Peak
2	5460.000	34.23	9.76	35.25	42.79	51.53	74.00	22.47	Peak
3	5620.600	34.35	9.84	35.17	44.36	53.38	74.00	20.62	Peak
4	5715.000	34.39	9.88	35.12	42.55	51.70	74.00	22.30	Peak
5	5725.000	34.39	9.89	35.12	56.07	65.23	74.00	8.77	Peak
6	5744.420	34.40	9.90	35.11	94.12	103.31	74.00	-29.31	Peak

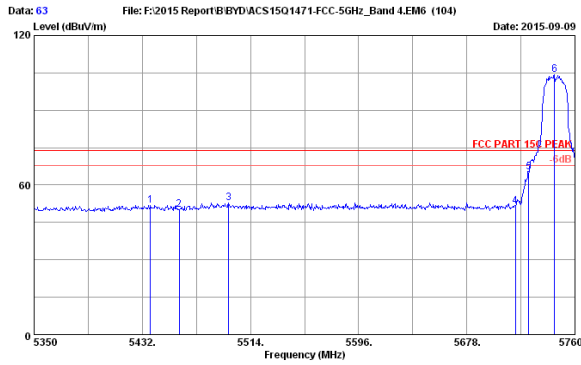
Remarks: 1. Emission Level= Antenna Factor + Cable Loss + Reading - Amp Factor
 2. The emission levels that are 20dB below the official limit are not reported.



Site no. : 3m Chamber Data no. : 62
 Dis. / Ant. : 3m 2014 3115 9607-4877 Ant. pol. : HORIZONTAL
 Limit : FCC PART 15C AV
 Env. / Ins. : 23°C/54%
 Engineer : Leo-Li
 EUT : Notebook
 Power rating : DC 20V From Adapter Input AC 120V/60Hz
 Test Mode : IEEES02.11a VHT20 CH149 5745MHz Tx
 M/N : RZ09-0168

No.	Freq. (MHz)	Ant. Factor (dB/m)	Cable Loss (dB)	AMP factor (dB)	Reading (dBuV)	Emission Level (dBuV/m)	Limits (dBuV/m)	Margin (dB)	Remark
1	5432.820	34.18	9.75	35.26	30.20	38.87	54.00	15.13	Average
2	5460.000	34.23	9.76	35.25	29.86	38.60	54.00	15.40	Average
3	5715.000	34.39	9.88	35.12	30.45	39.60	54.00	14.40	Average
4	5725.000	34.39	9.89	35.12	40.43	49.59	54.00	4.41	Average
5	5743.600	34.40	9.90	35.11	76.68	86.07	54.00	-32.07	Average

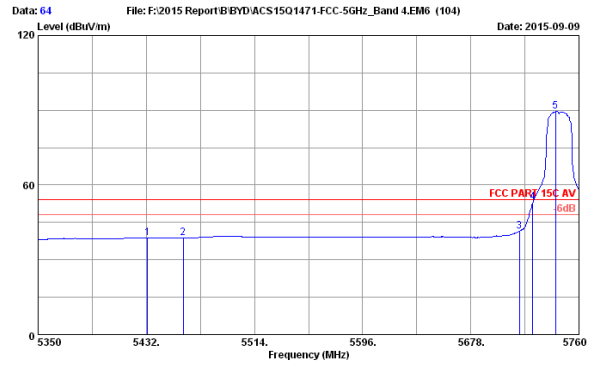
Remarks: 1. Emission Level= Antenna Factor + Cable Loss + Reading - Amp Factor
 2. The emission levels that are 20dB below the official limit are not reported.



Site no. : 3m Chamber Data no. : 63
 Dis. / Ant. : 3m 2014 3115 9607-4877 Ant. pol. : VERTICAL
 Limit : FCC PART 15C PEAK
 Env. / Ins. : 23°C/54%
 Engineer : Leo-Li
 EUT : Notebook
 Power rating : DC 20V From Adapter Input AC 120V/60Hz
 Test Mode : IEEES02.11a VHT20 CH149 5745MHz Tx
 M/N : RZ09-0168

No.	Freq. (MHz)	Ant. Factor (dB/m)	Cable Loss (dB)	AMP factor (dB)	Reading (dBuV)	Emission Level (dBuV/m)	Limits (dBuV/m)	Margin (dB)	Remark
1	5438.150	34.19	9.75	35.25	43.24	51.93	74.00	22.07	Peak
2	5460.000	34.23	9.76	35.25	41.32	50.06	74.00	23.94	Peak
3	5497.600	34.30	9.78	35.22	43.96	52.82	74.00	21.18	Peak
4	5715.000	34.39	9.88	35.12	42.41	51.56	74.00	22.44	Peak
5	5725.000	34.39	9.89	35.12	56.18	65.34	74.00	8.66	Peak
6	5744.420	34.40	9.90	35.11	94.93	104.12	74.00	-30.12	Peak

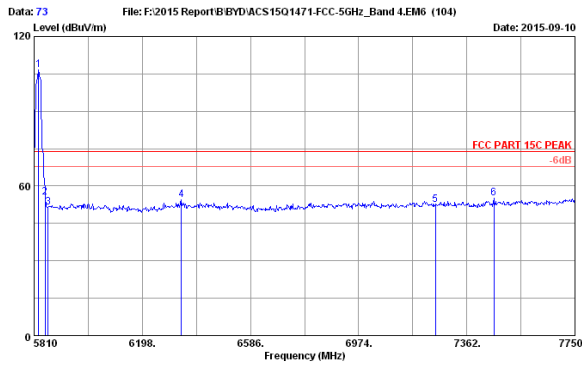
Remarks: 1. Emission Level= Antenna Factor + Cable Loss + Reading - Amp Factor
 2. The emission levels that are 20dB below the official limit are not reported.



Site no. : 3m Chamber Data no. : 64
 Dis. / Ant. : 3m 2014 3115 9607-4877 Ant. pol. : VERTICAL
 Limit : FCC PART 15C AV
 Env. / Ins. : 23°C/54%
 Engineer : Leo-Li
 EUT : Notebook
 Power rating : DC 20V From Adapter Input AC 120V/60Hz
 Test Mode : IEEES02.11a VHT20 CH149 5745MHz Tx
 M/N : RZ09-0168

No.	Freq. (MHz)	Ant. Factor (dB/m)	Cable Loss (dB)	AMP factor (dB)	Reading (dBuV)	Emission Level (dBuV/m)	Limits (dBuV/m)	Margin (dB)	Remark
1	5432.820	34.18	9.75	35.26	30.26	38.93	54.00	15.07	Average
2	5460.000	34.23	9.76	35.25	29.97	38.71	54.00	15.29	Average
3	5715.000	34.39	9.88	35.12	32.37	41.52	54.00	12.48	Average
4	5725.000	34.39	9.89	35.12	43.82	52.98	54.00	1.02	Average
5	5742.370	34.40	9.90	35.11	80.33	89.52	54.00	-35.52	Average

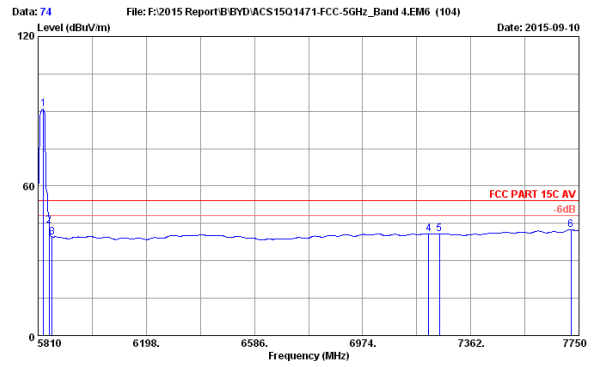
Remarks: 1. Emission Level= Antenna Factor + Cable Loss + Reading - Amp Factor
 2. The emission levels that are 20dB below the official limit are not reported.



Site no. : 3m Chamber Data no. : 73
 Dis. / Ant. : 3m 2014 3115 9607-4877 Ant. pol. : HORIZONTAL
 Limit : FCC PART 15C PEAK
 Env. / Ins. : 23°C/54t
 Engineer : Leo-Li
 EUT : Notebook
 Power rating : DC 20V From Adapter Input AC 120V/60Hz
 Test Mode : IEEES02.11a VHT20 CH16S 5825MHz Tx
 M/N : RZ09-0168

No.	Freq. (MHz)	Ant. Factor (dB/m)	Cable Loss (dB)	AMP factor (dB)	Reading (dBuV)	Emission Level (dBuV/m)	Limits (dBuV/m)	Margin (dB)	Remark
1	5825.520	34.43	9.94	35.08	97.19	106.48	74.00	-32.48	Peak
2	5850.000	34.44	9.95	35.07	46.02	55.34	74.00	18.66	Peak
3	5860.000	34.45	9.95	35.07	42.17	51.50	74.00	22.50	Peak
4	6337.680	34.64	10.18	35.14	44.87	54.55	74.00	19.45	Peak
5	7250.000	35.91	10.74	35.50	41.21	52.36	74.00	21.64	Peak
6	7459.000	36.40	10.93	35.58	43.46	55.21	74.00	18.79	Peak

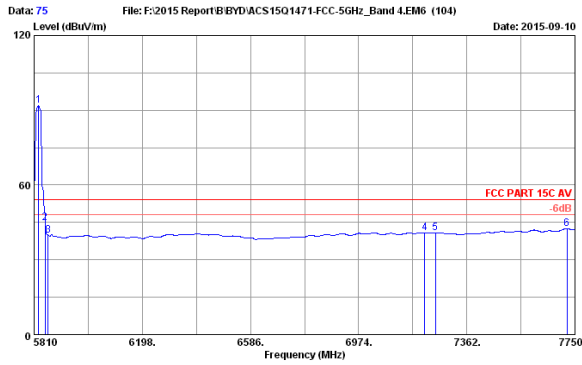
Remarks: 1. Emission Level= Antenna Factor + Cable Loss + Reading - Amp Factor
 2. The emission levels that are 20dB below the official limit are not reported.



Site no. : 3m Chamber Data no. : 74
 Dis. / Ant. : 3m 2014 3115 9607-4877 Ant. pol. : HORIZONTAL
 Limit : FCC PART 15C AV
 Env. / Ins. : 23°C/54t
 Engineer : Leo-Li
 EUT : Notebook
 Power rating : DC 20V From Adapter Input AC 120V/60Hz
 Test Mode : IEEES02.11a VHT20 CH16S 5825MHz Tx
 M/N : RZ09-0168

No.	Freq. (MHz)	Ant. Factor (dB/m)	Cable Loss (dB)	AMP factor (dB)	Reading (dBuV)	Emission Level (dBuV/m)	Limits (dBuV/m)	Margin (dB)	Remark
1	5825.400	34.43	9.94	35.08	81.51	90.80	54.00	-36.80	Average
2	5850.000	34.44	9.95	35.07	34.68	44.00	54.00	10.00	Average
3	5860.000	34.45	9.95	35.07	30.27	39.60	54.00	14.40	Average
4	7210.680	35.82	10.70	35.48	29.81	40.85	54.00	13.15	Average
5	7250.000	35.91	10.74	35.50	29.60	40.75	54.00	13.25	Average
6	7720.900	36.63	11.20	35.69	30.35	42.49	54.00	11.51	Average

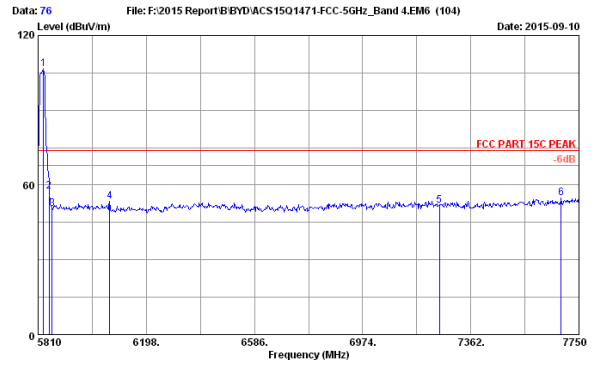
Remarks: 1. Emission Level= Antenna Factor + Cable Loss + Reading - Amp Factor
 2. The emission levels that are 20dB below the official limit are not reported.



Site no. : 3m Chamber Data no. : 75
 Dis. / Ant. : 3m 2014 3115 9607-4877 Ant. pol. : VERTICAL
 Limit : FCC PART 15C AV
 Env. / Ins. : 23°C/54t
 Engineer : Leo-Li
 EUT : Notebook
 Power rating : DC 20V From Adapter Input AC 120V/60Hz
 Test Mode : IEEES02.11a VHT20 CH16S 5825MHz Tx
 M/N : RZ09-0168

No.	Freq. (MHz)	Ant. Factor (dB/m)	Cable Loss (dB)	AMP factor (dB)	Reading (dBuV)	Emission Level (dBuV/m)	Limits (dBuV/m)	Margin (dB)	Remark
1	5825.520	34.43	9.94	35.08	82.76	92.05	54.00	-38.05	Average
2	5850.000	34.44	9.95	35.07	35.54	44.86	54.00	9.14	Average
3	5860.000	34.45	9.95	35.07	30.48	39.81	54.00	14.19	Average
4	7210.680	35.82	10.70	35.48	29.82	40.86	54.00	13.14	Average
5	7250.000	35.91	10.74	35.50	29.53	40.68	54.00	13.32	Average
6	7720.900	36.63	11.20	35.69	30.39	42.53	54.00	11.47	Average

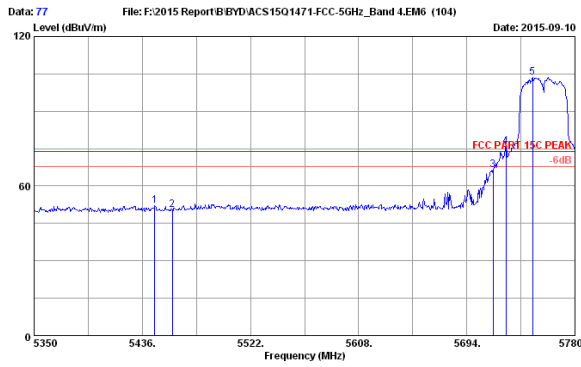
Remarks: 1. Emission Level= Antenna Factor + Cable Loss + Reading - Amp Factor
 2. The emission levels that are 20dB below the official limit are not reported.



Site no. : 3m Chamber Data no. : 76
 Dis. / Ant. : 3m 2014 3115 9607-4877 Ant. pol. : VERTICAL
 Limit : FCC PART 15C PEAK
 Env. / Ins. : 23°C/54t
 Engineer : Leo-Li
 EUT : Notebook
 Power rating : DC 20V From Adapter Input AC 120V/60Hz
 Test Mode : IEEES02.11a VHT20 CH16S 5825MHz Tx
 M/N : RZ09-0168

No.	Freq. (MHz)	Ant. Factor (dB/m)	Cable Loss (dB)	AMP factor (dB)	Reading (dBuV)	Emission Level (dBuV/m)	Limits (dBuV/m)	Margin (dB)	Remark
1	5825.400	34.43	9.94	35.08	97.17	106.46	74.00	-32.46	Peak
2	5850.000	34.44	9.95	35.07	48.06	57.38	74.00	16.62	Peak
3	5860.000	34.45	9.95	35.07	41.21	50.54	74.00	23.46	Peak
4	6066.080	34.53	10.05	35.03	44.06	53.61	74.00	20.39	Peak
5	7250.000	35.91	10.74	35.50	40.65	51.80	74.00	22.20	Peak
6	7685.980	36.61	11.16	35.67	42.87	54.97	74.00	19.03	Peak

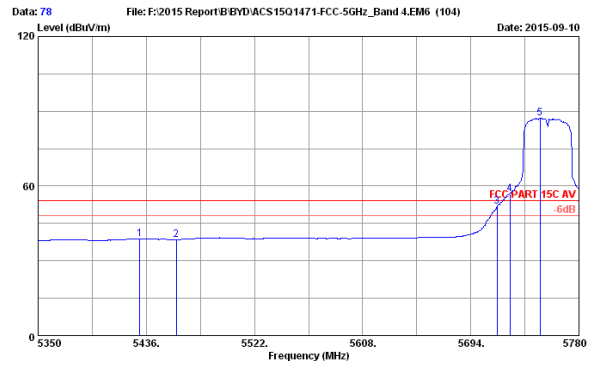
Remarks: 1. Emission Level= Antenna Factor + Cable Loss + Reading - Amp Factor
 2. The emission levels that are 20dB below the official limit are not reported.



Site no. : 3m Chamber Data no. : 77
 Dis. / Ant. : 3m 2014 3115 9607-4877 Ant. pol. : VERTICAL
 Limit : FCC PART 15C PEAK
 Env. / Ins. : 23°C/54%
 Engineer : Leo-Li
 EUT : Notebook
 Power rating : DC 20V From Adapter Input AC 120V/60Hz
 Test Mode : IEEES02.11a VHT40 CH151 5755MHz Tx
 M/N : RZ09-0168

No.	Freq. (MHz)	Ant. Factor (dB/m)	Cable Loss (dB)	AMP (dB)	Reading (dBuV)	Emission Level (dBuV/m)	Limits (dBuV/m)	Margin (dB)	Remark
1	5445.890	34.21	9.75	35.25	43.28	51.99	74.00	22.01	Peak
2	5460.000	34.23	9.76	35.25	41.85	50.59	74.00	23.41	Peak
3	5715.000	34.39	9.88	35.12	57.50	66.65	74.00	7.35	Peak
4	5725.000	34.39	9.89	35.12	66.58	75.74	74.00	-1.74	Peak
5	5746.460	34.40	9.90	35.11	94.51	103.70	74.00	-29.70	Peak

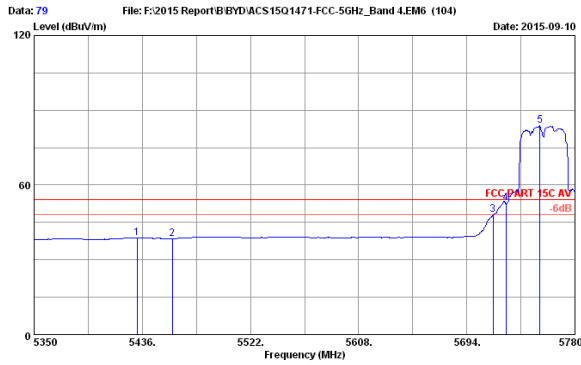
Remarks: 1. Emission Level= Antenna Factor + Cable Loss + Reading -amp Factor
 2. The emission levels that are 20dB below the official limit are not reported.



Site no. : 3m Chamber Data no. : 78
 Dis. / Ant. : 3m 2014 3115 9607-4877 Ant. pol. : VERTICAL
 Limit : FCC PART 15C AV
 Env. / Ins. : 23°C/54%
 Engineer : Leo-Li
 EUT : Notebook
 Power rating : DC 20V From Adapter Input AC 120V/60Hz
 Test Mode : IEEES02.11a VHT40 CH151 5755MHz Tx
 M/N : RZ09-0168

No.	Freq. (MHz)	Ant. Factor (dB/m)	Cable Loss (dB)	AMP (dB)	Reading (dBuV)	Emission Level (dBuV/m)	Limits (dBuV/m)	Margin (dB)	Remark
1	5430.840	34.18	9.75	35.26	30.16	38.83	54.00	15.17	Average
2	5460.000	34.23	9.76	35.25	29.84	38.58	54.00	15.42	Average
3	5715.000	34.39	9.88	35.12	42.79	51.94	54.00	2.06	Average
4	5725.000	34.39	9.89	35.12	47.81	56.97	54.00	-2.97	Average
5	5749.040	34.40	9.90	35.11	78.07	87.26	54.00	-33.26	Average

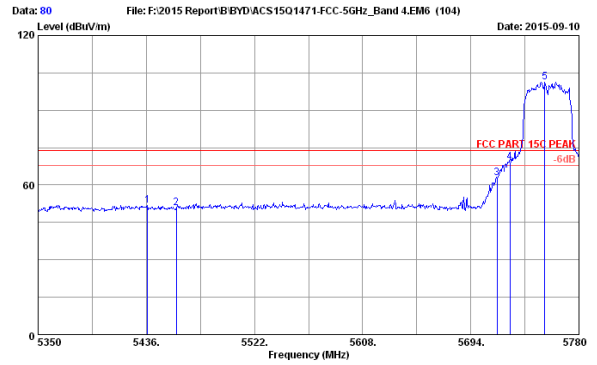
Remarks: 1. Emission Level= Antenna Factor + Cable Loss + Reading -amp Factor
 2. The emission levels that are 20dB below the official limit are not reported.



Site no. : 3m Chamber Data no. : 79
 Dis. / Ant. : 3m 2014 3115 9607-4877 Ant. pol. : HORIZONTAL
 Limit : FCC PART 15C AV
 Env. / Ins. : 23°C/54%
 Engineer : Leo-Li
 EUT : Notebook
 Power rating : DC 20V From Adapter Input AC 120V/60Hz
 Test Mode : IEEES02.11a VHT40 CH151 5755MHz Tx
 M/N : RZ09-0168

No.	Freq. (MHz)	Ant. Factor (dB/m)	Cable Loss (dB)	AMP (dB)	Reading (dBuV)	Emission Level (dBuV/m)	Limits (dBuV/m)	Margin (dB)	Remark
1	5431.700	34.18	9.75	35.26	30.14	38.81	54.00	15.19	Average
2	5460.000	34.23	9.76	35.25	29.86	38.60	54.00	15.40	Average
3	5715.000	34.39	9.88	35.12	38.89	48.04	54.00	5.96	Average
4	5725.000	34.39	9.89	35.12	43.63	52.79	54.00	1.21	Average
5	5752.050	34.40	9.90	35.11	74.54	83.73	54.00	-29.73	Average

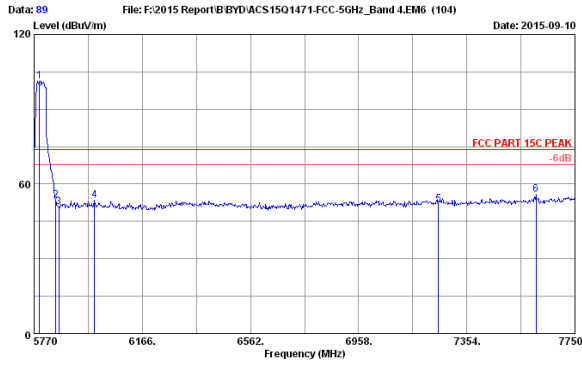
Remarks: 1. Emission Level= Antenna Factor + Cable Loss + Reading -amp Factor
 2. The emission levels that are 20dB below the official limit are not reported.



Site no. : 3m Chamber Data no. : 80
 Dis. / Ant. : 3m 2014 3115 9607-4877 Ant. pol. : HORIZONTAL
 Limit : FCC PART 15C PEAK
 Env. / Ins. : 23°C/54%
 Engineer : Leo-Li
 EUT : Notebook
 Power rating : DC 20V From Adapter Input AC 120V/60Hz
 Test Mode : IEEES02.11a VHT40 CH151 5755MHz Tx
 M/N : RZ09-0168

No.	Freq. (MHz)	Ant. Factor (dB/m)	Cable Loss (dB)	AMP (dB)	Reading (dBuV)	Emission Level (dBuV/m)	Limits (dBuV/m)	Margin (dB)	Remark
1	5436.860	34.19	9.75	35.26	43.12	51.80	74.00	22.20	Peak
2	5460.000	34.23	9.76	35.25	42.11	50.85	74.00	23.15	Peak
3	5715.000	34.39	9.88	35.12	53.86	63.01	74.00	10.99	Peak
4	5725.000	34.39	9.89	35.12	59.91	69.07	74.00	4.93	Peak
5	5752.910	34.40	9.90	35.11	92.14	101.33	74.00	-27.33	Peak

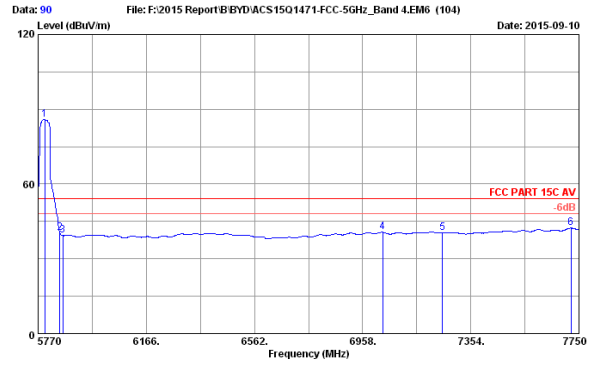
Remarks: 1. Emission Level= Antenna Factor + Cable Loss + Reading -amp Factor
 2. The emission levels that are 20dB below the official limit are not reported.



Site no. : 3m Chamber Data no. : 89
 Dis. / Ant. : 3m 2014 3115 9607-4877 Ant. pol. : HORIZONTAL
 Limit : FCC PART 15C PEAK
 Env. / Ins. : 23°C/54t
 Engineer : Leo-Li
 EUT : Notebook
 Power rating : DC 20V From Adapter Input AC 120V/60Hz
 Test Mode : IEEE802.11a VHT40 CH159 5755MHz Tx
 M/N : RZ09-0168

No.	Freq. (MHz)	Ant. Factor (dB/m)	Cable Loss (dB)	AMP factor (dB)	Reading (dBuV)	Emission Level (dBuV/m)	Limits (dBuV/m)	Margin (dB)	Remark
1	5789.800	34.42	9.92	35.09	92.17	101.42	74.00	-27.42	Peak
2	5850.000	34.44	9.95	35.07	44.12	53.44	74.00	20.56	Peak
3	5860.000	34.45	9.95	35.07	41.48	50.81	74.00	23.19	Peak
4	5991.760	34.50	10.02	35.00	43.91	53.43	74.00	20.57	Peak
5	7250.000	35.91	10.74	35.50	40.58	51.73	74.00	22.27	Peak
6	7607.440	36.57	11.09	35.64	43.70	55.72	74.00	18.28	Peak

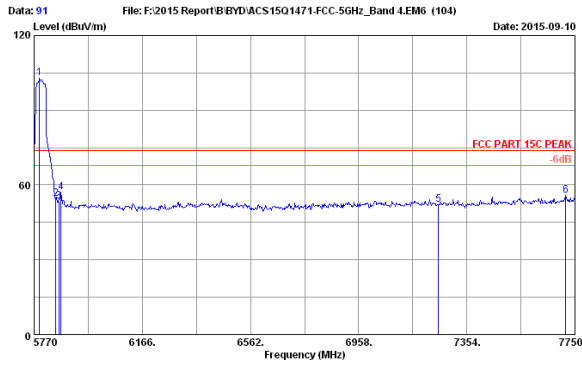
Remarks: 1. Emission Level= Antenna Factor + Cable Loss + Reading - Amp Factor
 2. The emission levels that are 20dB below the official limit are not reported.



Site no. : 3m Chamber Data no. : 90
 Dis. / Ant. : 3m 2014 3115 9607-4877 Ant. pol. : HORIZONTAL
 Limit : FCC PART 15C AV
 Env. / Ins. : 23°C/54t
 Engineer : Leo-Li
 EUT : Notebook
 Power rating : DC 20V From Adapter Input AC 120V/60Hz
 Test Mode : IEEE802.11a VHT40 CH159 5755MHz Tx
 M/N : RZ09-0168

No.	Freq. (MHz)	Ant. Factor (dB/m)	Cable Loss (dB)	AMP factor (dB)	Reading (dBuV)	Emission Level (dBuV/m)	Limits (dBuV/m)	Margin (dB)	Remark
1	5795.760	34.42	9.92	35.09	76.80	86.05	54.00	-32.05	Average
2	5850.000	34.44	9.95	35.07	31.05	40.37	54.00	13.63	Average
3	5860.000	34.45	9.95	35.07	30.10	39.43	54.00	14.57	Average
4	7031.260	35.38	10.53	35.41	30.19	40.69	54.00	13.31	Average
5	7250.000	35.91	10.74	35.50	29.39	40.54	54.00	13.46	Average
6	7720.300	36.63	11.20	35.69	30.17	42.31	54.00	11.69	Average

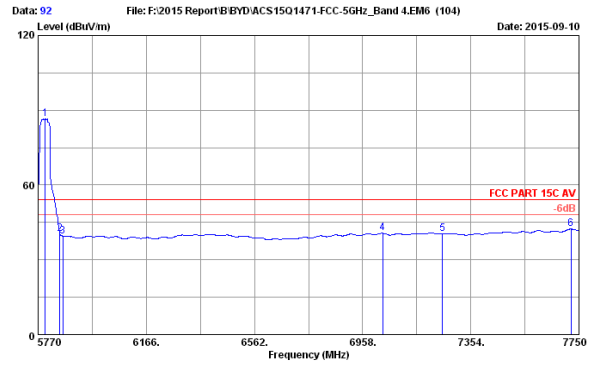
Remarks: 1. Emission Level= Antenna Factor + Cable Loss + Reading - Amp Factor
 2. The emission levels that are 20dB below the official limit are not reported.



Site no. : 3m Chamber Data no. : 91
 Dis. / Ant. : 3m 2014 3115 9607-4877 Ant. pol. : VERTICAL
 Limit : FCC PART 15C PEAK
 Env. / Ins. : 23°C/54t
 Engineer : Leo-Li
 EUT : Notebook
 Power rating : DC 20V From Adapter Input AC 120V/60Hz
 Test Mode : IEEE802.11a VHT40 CH159 5755MHz Tx
 M/N : RZ09-0168

No.	Freq. (MHz)	Ant. Factor (dB/m)	Cable Loss (dB)	AMP factor (dB)	Reading (dBuV)	Emission Level (dBuV/m)	Limits (dBuV/m)	Margin (dB)	Remark
1	5789.800	34.42	9.92	35.09	93.69	102.94	74.00	-28.94	Peak
2	5850.000	34.44	9.95	35.07	45.26	54.58	74.00	19.42	Peak
3	5860.000	34.45	9.95	35.07	44.02	53.35	74.00	20.65	Peak
4	5869.000	34.45	9.96	35.06	47.88	57.23	74.00	16.77	Peak
5	7250.000	35.91	10.74	35.50	40.94	52.09	74.00	21.91	Peak
6	7716.340	36.63	11.20	35.69	43.66	55.80	74.00	18.20	Peak

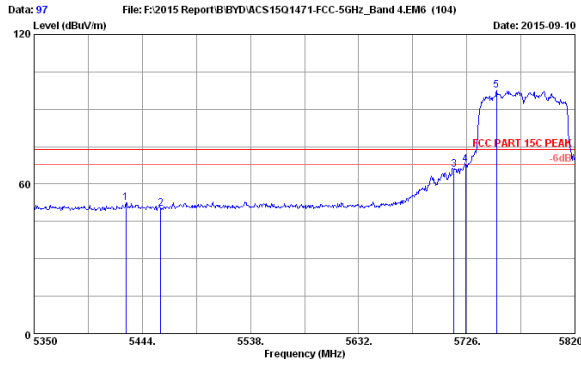
Remarks: 1. Emission Level= Antenna Factor + Cable Loss + Reading - Amp Factor
 2. The emission levels that are 20dB below the official limit are not reported.



Site no. : 3m Chamber Data no. : 92
 Dis. / Ant. : 3m 2014 3115 9607-4877 Ant. pol. : VERTICAL
 Limit : FCC PART 15C AV
 Env. / Ins. : 23°C/54t
 Engineer : Leo-Li
 EUT : Notebook
 Power rating : DC 20V From Adapter Input AC 120V/60Hz
 Test Mode : IEEE802.11a VHT40 CH159 5755MHz Tx
 M/N : RZ09-0168

No.	Freq. (MHz)	Ant. Factor (dB/m)	Cable Loss (dB)	AMP factor (dB)	Reading (dBuV)	Emission Level (dBuV/m)	Limits (dBuV/m)	Margin (dB)	Remark
1	5795.760	34.42	9.92	35.09	77.27	86.52	54.00	-32.52	Average
2	5850.000	34.44	9.95	35.07	31.09	40.41	54.00	13.59	Average
3	5860.000	34.45	9.95	35.07	30.22	39.55	54.00	14.45	Average
4	7031.260	35.38	10.53	35.41	30.19	40.69	54.00	13.31	Average
5	7250.000	35.91	10.74	35.50	29.37	40.52	54.00	13.48	Average
6	7720.300	36.63	11.20	35.69	30.18	42.32	54.00	11.68	Average

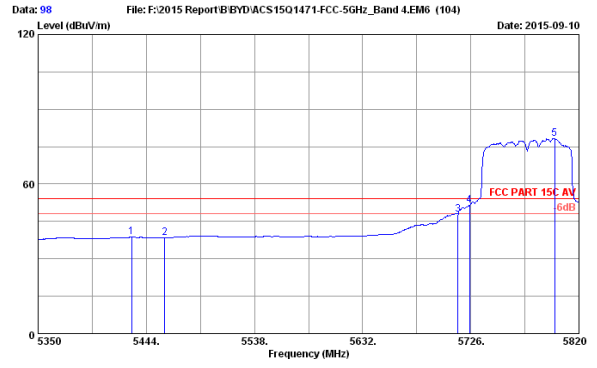
Remarks: 1. Emission Level= Antenna Factor + Cable Loss + Reading - Amp Factor
 2. The emission levels that are 20dB below the official limit are not reported.



Site no. : 3m Chamber Data no. : 97
 Dis. / Ant. : 3m 2014 3115 9607-4877 Ant. pol. : HORIZONTAL
 Limit : FCC PART 15C PEAK
 Env. / Ins. : 23°C/54"
 Engineer : Leo-Li
 EUT : Notebook
 Power rating : DC 20V From Adapter Input AC 120V/60Hz
 Test Mode : IEEE802.11a VHT80 CH155 5775MHz Tx
 M/N : RZ09-0168

No.	Freq. (MHz)	Ant. Factor (dB/m)	Cable Loss (dB)	AMP factor (dB)	Reading (dBuV)	Emission Level (dBuV/m)	Limits (dBuV/m)	Margin (dB)	Remark
1	5429.900	34.18	9.74	35.26	43.72	52.38	74.00	21.62	Peak
2	5460.000	34.23	9.76	35.25	41.53	50.27	74.00	23.73	Peak
3	5715.000	34.39	9.88	35.12	56.57	65.72	74.00	8.28	Peak
4	5725.000	34.39	9.89	35.12	58.63	67.79	74.00	6.21	Peak
5	5751.850	34.40	9.90	35.11	86.38	97.57	74.00	-23.57	Peak

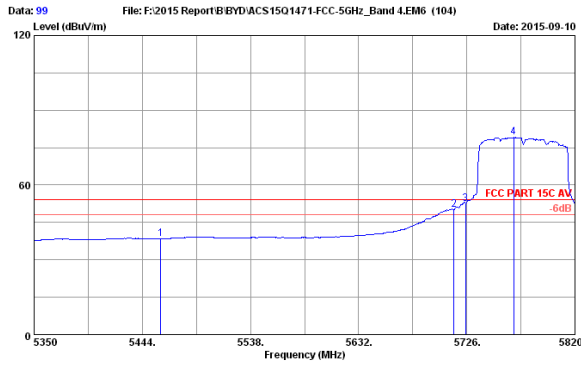
Remarks: 1. Emission Level= Antenna Factor + Cable Loss + Reading -Amp Factor
 2. The emission levels that are 20dB below the official limit are not reported.



Site no. : 3m Chamber Data no. : 98
 Dis. / Ant. : 3m 2014 3115 9607-4877 Ant. pol. : HORIZONTAL
 Limit : FCC PART 15C AV
 Env. / Ins. : 23°C/54"
 Engineer : Leo-Li
 EUT : Notebook
 Power rating : DC 20V From Adapter Input AC 120V/60Hz
 Test Mode : IEEE802.11a VHT80 CH155 5775MHz Tx
 M/N : RZ09-0168

No.	Freq. (MHz)	Ant. Factor (dB/m)	Cable Loss (dB)	AMP factor (dB)	Reading (dBuV)	Emission Level (dBuV/m)	Limits (dBuV/m)	Margin (dB)	Remark
1	5431.310	34.18	9.75	35.26	29.99	38.66	54.00	15.34	Average
2	5460.000	34.23	9.76	35.25	29.70	38.44	54.00	15.56	Average
3	5715.000	34.39	9.88	35.12	38.69	47.84	54.00	6.16	Average
4	5725.000	34.39	9.89	35.12	42.28	51.44	54.00	2.56	Average
5	5758.850	34.42	9.92	35.09	69.13	78.38	54.00	-24.38	Average

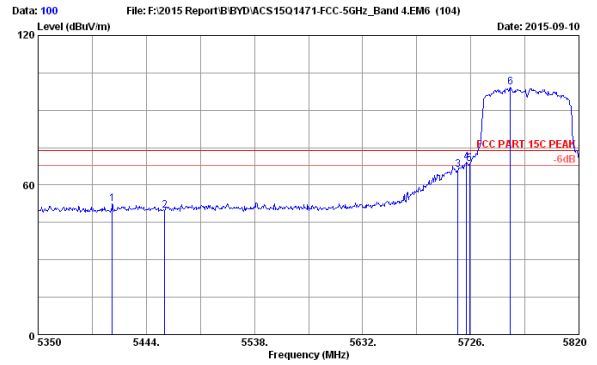
Remarks: 1. Emission Level= Antenna Factor + Cable Loss + Reading -Amp Factor
 2. The emission levels that are 20dB below the official limit are not reported.



Site no. : 3m Chamber Data no. : 99
 Dis. / Ant. : 3m 2014 3115 9607-4877 Ant. pol. : VERTICAL
 Limit : FCC PART 15C AV
 Env. / Ins. : 23°C/54"
 Engineer : Leo-Li
 EUT : Notebook
 Power rating : DC 20V From Adapter Input AC 120V/60Hz
 Test Mode : IEEE802.11a VHT80 CH155 5775MHz Tx
 M/N : RZ09-0168

No.	Freq. (MHz)	Ant. Factor (dB/m)	Cable Loss (dB)	AMP factor (dB)	Reading (dBuV)	Emission Level (dBuV/m)	Limits (dBuV/m)	Margin (dB)	Remark
1	5460.000	34.23	9.76	35.25	29.70	38.44	54.00	15.56	Average
2	5715.000	34.39	9.88	35.12	41.14	50.29	54.00	3.71	Average
3	5725.000	34.39	9.89	35.12	43.45	52.61	54.00	1.39	Average
4	5756.890	34.41	9.91	35.10	69.87	79.09	54.00	-25.09	Average

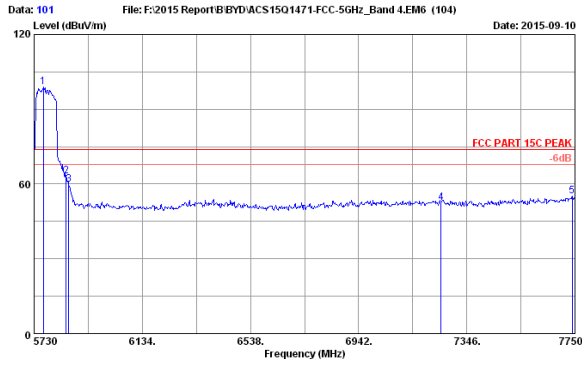
Remarks: 1. Emission Level= Antenna Factor + Cable Loss + Reading -Amp Factor
 2. The emission levels that are 20dB below the official limit are not reported.



Site no. : 3m Chamber Data no. : 100
 Dis. / Ant. : 3m 2014 3115 9607-4877 Ant. pol. : VERTICAL
 Limit : FCC PART 15C PEAK
 Env. / Ins. : 23°C/54"
 Engineer : Leo-Li
 EUT : Notebook
 Power rating : DC 20V From Adapter Input AC 120V/60Hz
 Test Mode : IEEE802.11a VHT80 CH155 5775MHz Tx
 M/N : RZ09-0168

No.	Freq. (MHz)	Ant. Factor (dB/m)	Cable Loss (dB)	AMP factor (dB)	Reading (dBuV)	Emission Level (dBuV/m)	Limits (dBuV/m)	Margin (dB)	Remark
1	5414.390	34.15	9.74	35.26	44.01	52.64	74.00	21.36	Peak
2	5460.000	34.23	9.76	35.25	41.19	49.93	74.00	24.07	Peak
3	5715.000	34.39	9.88	35.12	56.95	66.10	74.00	7.90	Peak
4	5722.240	34.39	9.89	35.12	60.05	69.21	74.00	4.79	Peak
5	5725.000	34.39	9.89	35.12	59.48	68.64	74.00	5.36	Peak
6	5760.310	34.41	9.91	35.11	89.96	99.17	74.00	-25.17	Peak

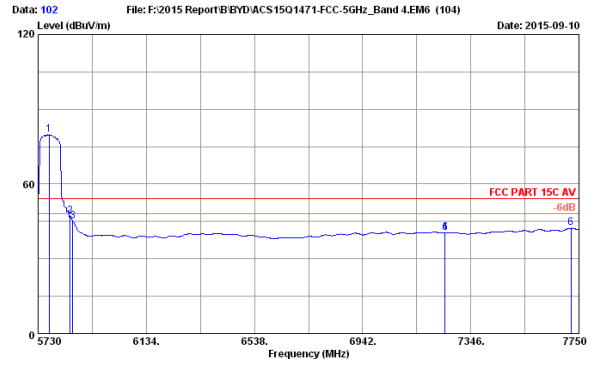
Remarks: 1. Emission Level= Antenna Factor + Cable Loss + Reading -Amp Factor
 2. The emission levels that are 20dB below the official limit are not reported.



Site no. : 3m Chamber Data no. : 101
 Dis. / Ant. : 3m 2014 3115 9607-4877 Ant. pol. : VERTICAL
 Limit : FCC PART 15C PEAK
 Env. / Ins. : 23°C/54%
 Engineer : Leo-Li
 EUT : Notebook
 Power rating : DC 20V From Adapter Input AC 120V/60Hz
 Test Mode : IEEEE802.11a VHT80 CH155 5775MHz Tx
 M/N : RZ09-0168

No.	Freq. (MHz)	Ant. Factor (dB/m)	Cable Loss (dB)	AMP factor (dB)	Reading (dBuV)	Emission Level (dBuV/m)	Limits (dBuV/m)	Margin (dB)	Remark
1	5764.340	34.41	9.91	35.10	89.57	98.79	74.00	-24.79	Peak
2	5850.000	34.44	9.95	35.07	53.84	69.16	74.00	10.84	Peak
3	5860.000	34.45	9.95	35.07	50.59	59.92	74.00	14.08	Peak
4	7250.000	35.91	10.74	35.50	41.20	52.35	74.00	21.65	Peak
5	7739.900	36.65	11.22	35.70	42.84	55.01	74.00	18.99	Peak

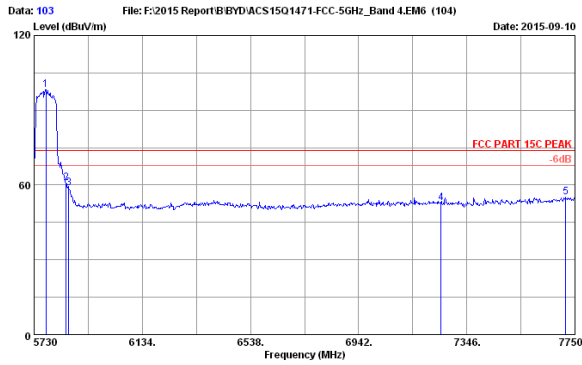
Remarks: 1. Emission Level= Antenna Factor + Cable Loss + Reading -amp Factor
 2. The emission levels that are 20dB below the official limit are not reported.



Site no. : 3m Chamber Data no. : 102
 Dis. / Ant. : 3m 2014 3115 9607-4877 Ant. pol. : VERTICAL
 Limit : FCC PART 15C AV
 Env. / Ins. : 23°C/54%
 Engineer : Leo-Li
 EUT : Notebook
 Power rating : DC 20V From Adapter Input AC 120V/60Hz
 Test Mode : IEEEE802.11a VHT80 CH155 5775MHz Tx
 M/N : RZ09-0168

No.	Freq. (MHz)	Ant. Factor (dB/m)	Cable Loss (dB)	AMP factor (dB)	Reading (dBuV)	Emission Level (dBuV/m)	Limits (dBuV/m)	Margin (dB)	Remark
1	5770.400	34.41	9.91	35.10	70.51	79.73	54.00	-25.73	Average
2	5850.000	34.44	9.95	35.07	37.65	46.97	54.00	7.03	Average
3	5860.000	34.45	9.95	35.07	35.72	45.05	54.00	8.95	Average
4	7249.040	35.91	10.74	35.50	29.36	40.51	54.00	13.49	Average
5	7250.000	35.91	10.74	35.50	29.36	40.51	54.00	13.49	Average
6	7719.700	36.63	11.20	35.69	30.14	42.28	54.00	11.72	Average

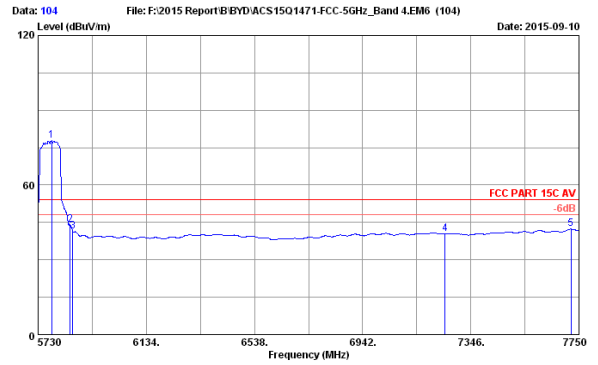
Remarks: 1. Emission Level= Antenna Factor + Cable Loss + Reading -amp Factor
 2. The emission levels that are 20dB below the official limit are not reported.



Site no. : 3m Chamber Data no. : 103
 Dis. / Ant. : 3m 2014 3115 9607-4877 Ant. pol. : HORIZONTAL
 Limit : FCC PART 15C PEAK
 Env. / Ins. : 23°C/54%
 Engineer : Leo-Li
 EUT : Notebook
 Power rating : DC 20V From Adapter Input AC 120V/60Hz
 Test Mode : IEEEE802.11a VHT80 CH155 5775MHz Tx
 M/N : RZ09-0168

No.	Freq. (MHz)	Ant. Factor (dB/m)	Cable Loss (dB)	AMP factor (dB)	Reading (dBuV)	Emission Level (dBuV/m)	Limits (dBuV/m)	Margin (dB)	Remark
1	5774.440	34.41	9.91	35.10	89.00	98.22	74.00	-24.22	Peak
2	5850.000	34.44	9.95	35.07	51.48	60.80	74.00	13.20	Peak
3	5860.000	34.45	9.95	35.07	49.56	58.89	74.00	15.11	Peak
4	7250.000	35.91	10.74	35.50	41.60	52.75	74.00	21.25	Peak
5	7715.660	36.63	11.20	35.69	42.87	55.01	74.00	18.99	Peak

Remarks: 1. Emission Level= Antenna Factor + Cable Loss + Reading -amp Factor
 2. The emission levels that are 20dB below the official limit are not reported.



Site no. : 3m Chamber Data no. : 104
 Dis. / Ant. : 3m 2014 3115 9607-4877 Ant. pol. : HORIZONTAL
 Limit : FCC PART 15C AV
 Env. / Ins. : 23°C/54%
 Engineer : Leo-Li
 EUT : Notebook
 Power rating : DC 20V From Adapter Input AC 120V/60Hz
 Test Mode : IEEEE802.11a VHT80 CH155 5775MHz Tx
 M/N : RZ09-0168

No.	Freq. (MHz)	Ant. Factor (dB/m)	Cable Loss (dB)	AMP factor (dB)	Reading (dBuV)	Emission Level (dBuV/m)	Limits (dBuV/m)	Margin (dB)	Remark
1	5780.500	34.41	9.91	35.10	68.64	77.86	54.00	-23.86	Average
2	5850.000	34.44	9.95	35.07	34.87	44.19	54.00	9.81	Average
3	5860.000	34.45	9.95	35.07	32.16	41.49	54.00	12.51	Average
4	7250.000	35.91	10.74	35.50	29.36	40.51	54.00	13.49	Average
5	7719.700	36.63	11.20	35.69	30.17	42.31	54.00	11.69	Average

Remarks: 1. Emission Level= Antenna Factor + Cable Loss + Reading -amp Factor
 2. The emission levels that are 20dB below the official limit are not reported.