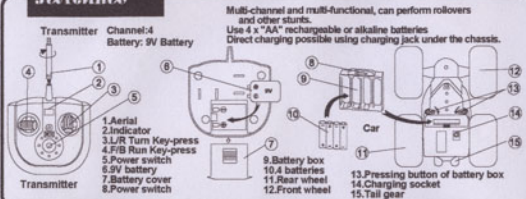


# REMOTE CONTROL TURBO TUMBLER

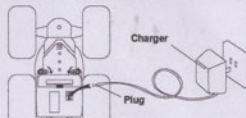
## OPERATING INSTRUCTIONS

### FEATURES



### CHARGING

1. Insert the charger into the socket of 110V transformer indoor only.
  2. Plug the output plug on the tip of charger into the charging jack on the bottom of the car.
  3. Make sure to turn on the power on the bottom of the car (otherwise can not be charged).
- Attention:
1. Always use the included 6V special charger to charge or the damage of circuit.
  2. Turn the switch to "ON" to charge.
  3. Do not over-charge, batteries will be fully charged in about 6 hours. Over-charging may reduce the life or damage the batteries.
  4. Non-rechargeable batteries should not be charged.
  5. Do not charge alkaline batteries.



"FRONT WHEELS ROTATING COUNTERCLOCKWISE" MUST BE ADJUSTED AS REQUIRED BY INSTRUCTIONS.

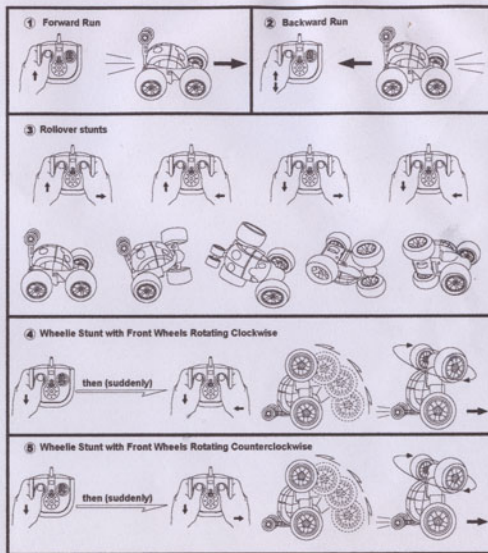
### SAFETY CAUTIONS

- This toy not for children under 3.
- Playing with caution - keep fingers, hair, and clothes away from the wheels to avoid accidents.
- Do not try to catch the car by hand while it is in action.
- Keep the transmitter and the car away from any heat sources, such as electric stove, gas stove, or strong sunlight.
- Do not play with it in dangerous places, such as on a road, or on a slope.
- Do not get car wet. Do not play with it outdoors on a rainy day.
- Do not play with it on sand.
- Avoid hitting any obstacles, especially people or glass.
- Do not allow children to disassemble the transmitter or the car by themselves. No customer serviceable parts inside!
- If the car is broken during use, it should be checked by adult or repaired, when necessary, by professional technician before it can be reused.



### OPERATIONS

1. Fully extend the antenna on the transmitter.
2. Turn on the switches in the transmitter and on the bottom of the car. (push to "ON")
3. Use the control key - press on the transmitter to control the car to run or perform various stunts.



- Notes: 1. If the car slows down during actions or becomes unable to roll over smoothly, it may be caused by insufficient power. Charge the batteries when necessary.
2. Turn off the switch on the bottom of the car when not use, or the batteries will be depleted soon.



**RADIO CONTROL**  
NOT SUITABLE FOR CHILDREN UNDER 3 YEARS OF AGE

Made in China  
© 2002 Inaveng, Inc., All Rights Reserved.

AVOID SHARP PIERCE #2,002,211

- Not suitable for children under 3
- Read through this manual before use
- Use under adult's guidance

NOTE:

THE MANUFACTURER IS NOT RESPONSIBLE FOR ANY RADIO OR TV  
INTERFERENCE CAUSED BY UNAUTHORIZED MODIFICATIONS TO THIS  
EQUIPMENT. SUCH MODIFICATIONS COULD VOID THE USER AUTHORITY  
TO OPERATE THE EQUIPMENT.