



SGS-CSTC Standards Technical Services Co., Ltd. Shenzhen Branch

SZEMC-TRF-01 Rev. A/1

Report No.: SZCR250700307902

Page: 1 of 39

TEST REPORT

Application No.: SZCR2507003079MO
Applicant: Telit Communications S.p.A.
Address of Applicant: Via Stazione di Prosecco 5/b, 34010, Sgonico – Trieste, Italy
Manufacturer: Telit Communications S.p.A.
Address of Manufacturer: Via Stazione di Prosecco 5/b, 34010, Sgonico – Trieste, Italy
Factory: FUYU PRECISION COMPONENT CO., LTD
Address of Factory: Lot M1, Lot F and Lot T1 Quang Chau Industrial Zone, Van Trung Ward, Viet Yen Town, Bac Giang Province, Vietnam

Equipment Under Test (EUT):
EUT Name: Radio Module
Model No.: LE310Q1-WW
Trade Mark: Telit Cinterion
FCC ID: RI7LE310Q1WW
Standard(s) : 47 CFR Part 2
47 CFR Part 22
47 CFR Part 24
47 CFR Part 27
47 CFR Part 90

Date of Receipt: 2025-07-16
Date of Test: 2025-07-18 to 2025-07-22
Date of Issue: 2025-07-31

Test Result:	Pass
---------------------	-------------

* In the configuration tested, the EUT complied with the standards specified above.

Keny Xu

Keny Xu
EMC Laboratory Manager



SGS-CSTC Standards Technical Services Co., Ltd.
Shenzhen Branch Technical Services Laboratory

Unless otherwise agreed in writing, this document is issued by the Company subject to its General Conditions of Service printed overleaf, available on request or accessible at <https://www.sgs.com/en/Terms-and-Conditions>. Attention is drawn to the limitation of liability, indemnification and jurisdiction issues defined therein. Any holder of this document is advised that information contained hereon reflects the Company's findings at the time of its intervention only and within the limits of Client's instructions, if any. The Company's sole responsibility is to its Client and this document does not exonerate parties to a transaction from exercising all their rights and obligations under the transaction documents. This document cannot be reproduced except in full, without prior written approval of the Company. Any unauthorized alteration, forgery or falsification of the content or appearance of this document is unlawful and offenders may be prosecuted to the fullest extent of the law. Unless otherwise stated the results shown in this test report refer only to the sample(s) tested and such sample(s) are retained for 30 days only.

Attention: To check the authenticity of testing /inspection report & certificate, please contact us at telephone: (86-755) 8307 1443, or email: CN.Doccheck@sgs.com

No.1 Workshop, M-10, Middle Section, Science & Technology Park, Nanshan District, Shenzhen, Guangdong, China 518057 t (86-755) 26012053 f (86-755) 26710594 www.sgsgroup.com.cn
中国·广东·深圳市南山区科技园中区M-10栋1号厂房 邮编: 518057 t (86-755) 26012053 f (86-755) 26710594 sgs.china@sgs.com

Member of the SGS Group (SGS SA)

SGS-CSTC Standards Technical Services Co., Ltd. Shenzhen Branch

SZEMC-TRF-01 Rev. A/1

Report No.: SZCR250700307902

Page: 2 of 39

Revision Record				
Version	Chapter	Date	Modifier	Remark
01		2025-07-31		Original

Authorized for issue by:				
		Calvin Weng		
		Calvin Weng/Project Engineer		
		Eric Fu		
		Eric Fu/Reviewer		



Unless otherwise agreed in writing, this document is issued by the Company subject to its General Conditions of Service printed overleaf, available on request or accessible at <https://www.sgs.com/en/Terms-and-Conditions>. Attention is drawn to the limitation of liability, indemnification and jurisdiction issues defined therein. Any holder of this document is advised that information contained hereon reflects the Company's findings at the time of its intervention only and within the limits of Client's instructions, if any. The Company's sole responsibility is to its Client and this document does not exonerate parties to a transaction from exercising all their rights and obligations under the transaction documents. This document cannot be reproduced except in full, without prior written approval of the Company. Any unauthorized alteration, forgery or falsification of the content or appearance of this document is unlawful and offenders may be prosecuted to the fullest extent of the law. Unless otherwise stated the results shown in this test report refer only to the sample(s) tested and such sample(s) are retained for 30 days only.

Attention: To check the authenticity of testing /inspection report & certificate, please contact us at telephone: (86-755) 8307 1443, or email: CN.Doccheck@sgs.com

SGS-CSTC Standards Technical Services Co., Ltd.
Shenzhen Branch (Shenzhen) Laboratory

No.1 Workshop, M-10, Middle Section, Science & Technology Park, Nanshan District, Shenzhen, Guangdong, China 518057 t (86-755) 26012053 f (86-755) 26710594 www.sgsgroup.com.cn
中国·广东·深圳市南山区科技园中区M-10栋1号厂房 邮编:518057 t (86-755) 26012053 f (86-755) 26710594 sgs.china@sgs.com

2 Test Summary

Test Item	FCC Rule No.	Requirements	Verdict
Effective (Isotropic) Radiated Output Power Data	§2.1046 §22.913 §24.232 §27.50(b) §27.50(c) §27.50(d) §27.50(h) §27.1507(4) §90.635 §90.542(a)	ERP≤ 7W(LTE Band 5,26b) EIRP≤ 2W(LTE Band 2,25) ERP≤ 3W(LTE Band 13) ERP≤ 3W(LTE Band 12,71) EIRP≤ 1W(LTE Band 4, 66) EIRP≤ 2W(LTE Band 7,38,41) ERP≤ 3W(LTE Band 8) ERP≤ 100W(LTE Band 26a) ERP≤ 30W(LTE Band 14)	PASS
Peak-Average Ratio	§22.913 §24.232 §27.50(a) §27.50(d) §27.1507(d)	≤13dB	PASS
Bandwidth	§2.1049(h)	OBW: No limit EBW: No limit	PASS
Band Edge Compliance	§2.1051 §22.917 §24.238 §27.50(g) §27.50(h) §27.50(m) §27.53(c) §27.1509 §90.543(e) §90.691	≤ -13dBm (LTE Band5,26b) ≤ -13dBm (LTE Band2,25) ≤ -13dBm (LTE Band12,71) ≤ -13dBm (LTE Band4,66) Refer to clause 6.4 for LTE Band7,38,41 Refer to clause 6.4 for LTE Band13 ≤ -13dBm (LTE Band8) Refer to clause 6.4 for LTE Band14 Refer to clause 6.4 for LTE Band26a	PASS
Spurious emissions at antenna terminals	§2.1051 §22.917 §24.238 §27.50(g) §27.50(h) §27.50(m) §27.53(c) §27.1509 §90.543(e) §90.691	≤ -13dBm (LTE Band5,26b) ≤ -13dBm (LTE Band2,25) ≤ -13dBm (LTE Band12,71) ≤ -13dBm (LTE Band4,66) Refer to clause 6.5 for LTE Band7,38,41 Refer to clause 6.5 for LTE Band13 ≤ -13dBm (LTE Band8) Refer to clause 6.5 for LTE Band14 Refer to clause 6.5 for LTE Band26a	PASS





SGS-CSTC Standards Technical Services Co., Ltd. Shenzhen Branch

SZEMC-TRF-01 Rev. A/1

Report No.: SZCR250700307902

Page:

4 of 39

Field strength of spurious radiation	§2.1051 §22.917 §24.238 §27.50(g) §27.50(h) §27.50(m) §27.53(c) §27.1509 §90.543(e) §90.691	≤ -13dBm (LTE Band5,26b) ≤ -13dBm (LTE Band2,25) ≤ -13dBm (LTE Band12,71) ≤ -13dBm (LTE Band4,66) Refer to clause 6.6 for LTE Band7,38,41 Refer to clause 6.6 for LTE Band13 ≤ -13dBm (LTE Band8) Refer to clause 6.6 for LTE Band14 Refer to clause 6.6 for LTE Band26a	PASS
Frequency stability	§2.1055 §22.355 §24.235 §27.54 §90.213	≤ ±2.5ppm.	PASS



SGS-CSTC Standards Technical Services Co., Ltd.
Shenzhen Branch Testing & Calibration Laboratory

Unless otherwise agreed in writing, this document is issued by the Company subject to its General Conditions of Service printed overleaf, available on request or accessible at <https://www.sgs.com/en/Terms-and-Conditions>. Attention is drawn to the limitation of liability, indemnification and jurisdiction issues defined therein. Any holder of this document is advised that information contained hereon reflects the Company's findings at the time of its intervention only and within the limits of Client's instructions, if any. The Company's sole responsibility is to its Client and this document does not exonerate parties to a transaction from exercising all their rights and obligations under the transaction documents. This document cannot be reproduced except in full, without prior written approval of the Company. Any unauthorized alteration, forgery or falsification of the content or appearance of this document is unlawful and offenders may be prosecuted to the fullest extent of the law. Unless otherwise stated the results shown in this test report refer only to the sample(s) tested and such sample(s) are retained for 30 days only.

Attention: To check the authenticity of testing /inspection report & certificate, please contact us at telephone: (86-755) 8307 1443, or email: CN.Doccheck@sgs.com

No.1 Workshop, M-10, Middle Section, Science & Technology Park, Nanshan District, Shenzhen, Guangdong, China 518057 t (86-755) 26012053 f (86-755) 26710594 www.ssgroup.com.cn
中国·广东·深圳市南山区科技园中区M-10栋1号厂房 邮编:518057 t (86-755) 26012053 f (86-755) 26710594 sgs.china@sgs.com

Member of the SGS Group (SGS SA)

3 Contents

	Page
1 Cover Page	1
2 Test Summary	3
3 Contents	5
4 General Information	7
4.1 Details of E.U.T.	7
4.2 Test Frequency	8
4.3 Test Environment	12
4.4 Description of Support Units	12
4.5 Measurement Uncertainty	12
4.6 Test Location	13
4.7 Test Facility	13
4.8 Deviation from Standards	13
4.9 Abnormalities from Standard Conditions	13
5 Equipment List	14
6 Radio Spectrum Matter Test Results	16
6.1 Effective (Isotropic) Radiated Output Power Data	16
6.1.1 E.U.T. Operation	16
6.1.2 Test Setup Diagram	16
6.1.3 Measurement Data	16
6.2 Peak-Average Ratio	17
6.2.1 E.U.T. Operation	17
6.2.2 Test Setup Diagram	17
6.2.3 Measurement Data	17
6.3 Bandwidth	18
6.3.1 E.U.T. Operation	18
6.3.2 Test Setup Diagram	18
6.3.3 Measurement Data	18
6.4 Band Edge Compliance	19
6.4.1 E.U.T. Operation	19
6.4.2 Test Setup Diagram	20
6.4.3 Measurement Data	20
6.5 Spurious emissions at antenna terminals	21
6.5.1 E.U.T. Operation	21
6.5.2 Test Setup Diagram	22
6.5.3 Measurement Data	22
6.6 Field strength of spurious radiation	23
6.6.1 E.U.T. Operation	24
6.6.2 Test Setup Diagram	24
6.6.3 Measurement Procedure and Data	25
6.7 Frequency stability	38
6.7.1 E.U.T. Operation	38



Unless otherwise agreed in writing, this document is issued by the Company subject to its General Conditions of Service printed overleaf, available on request or accessible at <https://www.sgs.com/en/Terms-and-Conditions>. Attention is drawn to the limitation of liability, indemnification and jurisdiction issues defined therein. Any holder of this document is advised that information contained hereon reflects the Company's findings at the time of its intervention only and within the limits of Client's instructions, if any. The Company's sole responsibility is to its Client and this document does not exonerate parties to a transaction from exercising all their rights and obligations under the transaction documents. This document cannot be reproduced except in full, without prior written approval of the Company. Any unauthorized alteration, forgery or falsification of the content or appearance of this document is unlawful and offenders may be prosecuted to the fullest extent of the law. Unless otherwise stated the results shown in this test report refer only to the sample(s) tested and such sample(s) are retained for 30 days only.

Attention: To check the authenticity of testing /inspection report & certificate, please contact us at telephone: (86-755) 8307 1443, or email: CN.Doccheck@sgs.com



SGS-CSTC Standards Technical Services Co., Ltd. Shenzhen Branch

SZEMC-TRF-01 Rev. A/1

Report No.: SZCR250700307902

Page: 6 of 39

6.7.2	Test Setup Diagram	38
6.7.3	Measurement Data	38
7	Test Setup Photo	39
8	EUT Constructional Details (EUT Photos)	39



SGS-CSTC Standards Technical Services Co., Ltd.
Shenzhen Branch Testing & Calibration Laboratory

Unless otherwise agreed in writing, this document is issued by the Company subject to its General Conditions of Service printed overleaf, available on request or accessible at <https://www.sgs.com/en/Terms-and-Conditions>. Attention is drawn to the limitation of liability, indemnification and jurisdiction issues defined therein. Any holder of this document is advised that information contained hereon reflects the Company's findings at the time of its intervention only and within the limits of Client's instructions, if any. The Company's sole responsibility is to its Client and this document does not exonerate parties to a transaction from exercising all their rights and obligations under the transaction documents. This document cannot be reproduced except in full, without prior written approval of the Company. Any unauthorized alteration, forgery or falsification of the content or appearance of this document is unlawful and offenders may be prosecuted to the fullest extent of the law. Unless otherwise stated the results shown in this test report refer only to the sample(s) tested and such sample(s) are retained for 30 days only.

Attention: To check the authenticity of testing /inspection report & certificate, please contact us at telephone: (86-755) 8307 1443, or email: CN.Doccheck@sgs.com

No.1 Workshop, M-10, Middle Section, Science & Technology Park, Nanshan District, Shenzhen, Guangdong, China 518057 t (86-755) 26012053 f (86-755) 26710594 www.sgs.com.cn
中国·广东·深圳市南山区科技园中区M-10栋1号厂房 邮编: 518057 t (86-755) 26012053 f (86-755) 26710594 sgs.china@sgs.com

4 General Information

4.1 Details of E.U.T.

Power supply:	DC3.8V
Sample Type:	Mobile product
LTE Operation Frequency Band:	LTE B2/4/5/7/8/12/13/14/25/26/38/41/66/71
Modulation Type:	QPSK, 16QAM
LTE Power Class:	Level 3
Antenna Type:	External Antenna
Antenna Gain:	LTE B2: 2.17dBi, B4: 2.17dBi, B5: 5.17dBi, B7: 2.17dBi, B8: 5.17dBi, B12: 3.17dBi, B13: 3.17dBi, B14: 3.17dBi, B25: 2.17dBi, B26: 5.17dBi, B38: 2.17dBi, B41: 2.17dBi, B66: 2.17dBi, B71: 3.17dBi

Remark: The information in this section is provided by the applicant or manufacturer, SGS is not liable to the accuracy, suitability, reliability or/and integrity of the information.



Unless otherwise agreed in writing, this document is issued by the Company subject to its General Conditions of Service printed overleaf, available on request or accessible at <https://www.sgs.com/en/Terms-and-Conditions>. Attention is drawn to the limitation of liability, indemnification and jurisdiction issues defined therein. Any holder of this document is advised that information contained hereon reflects the Company's findings at the time of its intervention only and within the limits of Client's instructions, if any. The Company's sole responsibility is to its Client and this document does not exonerate parties to a transaction from exercising all their rights and obligations under the transaction documents. This document cannot be reproduced except in full, without prior written approval of the Company. Any unauthorized alteration, forgery or falsification of the content or appearance of this document is unlawful and offenders may be prosecuted to the fullest extent of the law. Unless otherwise stated the results shown in this test report refer only to the sample(s) tested and such sample(s) are retained for 30 days only.

Attention: To check the authenticity of testing /inspection report & certificate, please contact us at telephone: (86-755) 8307 1443, or email: CN.Doccheck@sgs.com

SGS-CSTC Standards Technical Services Co., Ltd.
Shenzhen Branch Testing & Calibration Laboratory

No.1 Workshop, M-10, Middle Section, Science & Technology Park, Nanshan District, Shenzhen, Guangdong, China 518057 t (86-755) 26012053 f (86-755) 26710594 www.ssgroup.com.cn
中国·广东·深圳市南山区科技园中区M-10栋1号厂房 邮编: 518057 t (86-755) 26012053 f (86-755) 26710594 sgs.china@sgs.com

4.2 Test Frequency

Test mode:	Nominal Bandwidth (MHz)	RF Channel		
		Low (L)	Middle (M)	High (H)
		MHz	MHz	MHz
LTE FDD Band 2	1.4	1850.7	1880	1909.3
	3	1851.5	1880	1908.5
	5	1852.5	1880	1907.5
	10	1855.0	1880	1905.0
	15	1857.5	1880	1902.5
	20	1860.0	1880	1900.0
Test mode:	Nominal Bandwidth (MHz)	RF Channel		
		Low (L)	Middle (M)	High (H)
		MHz	MHz	MHz
LTE FDD Band 4	1.4	1710.7	1732.5	1754.3
	3	1711.5	1732.5	1753.5
	5	1712.5	1732.5	1752.5
	10	1715.0	1732.5	1750.0
	15	1717.5	1732.5	1747.5
	20	1720.0	1732.5	1745.0
Test mode:	Nominal Bandwidth (MHz)	RF Channel		
		Low (L)	Middle (M)	High (H)
		MHz	MHz	MHz
LTE FDD Band 5	1.4	824.7	836.5	848.3
	3	825.5	836.5	847.5
	5	826.5	836.5	846.5
	10	829.0	836.5	844.0
Test mode:	Nominal Bandwidth (MHz)	RF Channel		
		Low (L)	Middle (M)	High (H)
		MHz	MHz	MHz
LTE FDD Band 7	5	2502.5	2535.0	2567.5
	10	2505.0	2535.0	2565.0
	15	2507.5	2535.0	2562.5
	20	2510.0	2535.0	2560.0



Unless otherwise agreed in writing, this document is issued by the Company subject to its General Conditions of Service printed overleaf, available on request or accessible at <https://www.sgs.com/en/Terms-and-Conditions>. Attention is drawn to the limitation of liability, indemnification and jurisdiction issues defined therein. Any holder of this document is advised that information contained hereon reflects the Company's findings at the time of its intervention only and within the limits of Client's instructions, if any. The Company's sole responsibility is to its Client and this document does not exonerate parties to a transaction from exercising all their rights and obligations under the transaction documents. This document cannot be reproduced except in full, without prior written approval of the Company. Any unauthorized alteration, forgery or falsification of the content or appearance of this document is unlawful and offenders may be prosecuted to the fullest extent of the law. Unless otherwise stated the results shown in this test report refer only to the sample(s) tested and such sample(s) are retained for 30 days only.

Attention: To check the authenticity of testing / inspection report & certificate, please contact us at telephone: (86-755) 8307 1443, or email: CN.Doccheck@sgs.com

SGS-CSTC Standards Technical Services Co., Ltd. Shenzhen Branch

SZEMC-TRF-01 Rev. A/1

Report No.: SZCR250700307902

Page: 9 of 39

Test mode:	Nominal Bandwidth (MHz)	RF Channel		
		Low (L)	Middle (M)	High (H)
		MHz	MHz	MHz
LTE Band 8	1.4	898.2	899.0	899.8
	3	/	899.0	/
Test mode:	Nominal Bandwidth (MHz)	RF Channel		
		Low (L)	Middle (M)	High (H)
		MHz	MHz	MHz
LTE FDD Band 12	1.4	699.7	707.5	715.3
	3	700.5	707.5	714.5
	5	701.5	707.5	713.5
	10	704.0	707.5	711.0
Test mode:	Nominal Bandwidth (MHz)	RF Channel		
		Low (L)	Middle (M)	High (H)
		MHz	MHz	MHz
LTE FDD Band 13	5	779.5	782.0	784.5
	10	/	782.0	/
Test mode:	Nominal Bandwidth (MHz)	RF Channel		
		Low (L)	Middle (M)	High (H)
		MHz	MHz	MHz
LTE FDD Band 14	5	790.5	793.0	795.5
	10	/	793.0	/
Test mode:	Nominal Bandwidth (MHz)	RF Channel		
		Low (L)	Middle (M)	High (H)
		MHz	MHz	MHz
LTE FDD Band 25	1.4	1850.7	1882.5	1914.3
	3	1851.5	1882.5	1913.5
	5	1852.5	1882.5	1912.5
	10	1855.0	1882.5	1910.0
	15	1857.5	1882.5	1907.5
	20	1860.0	1882.5	1905.0



SGS-CSTC Standards Technical Services Co., Ltd.
Shenzhen Branch Testing & Calibration Laboratory

Unless otherwise agreed in writing, this document is issued by the Company subject to its General Conditions of Service printed overleaf, available on request or accessible at <https://www.sgs.com/en/Terms-and-Conditions>. Attention is drawn to the limitation of liability, indemnification and jurisdiction issues defined therein. Any holder of this document is advised that information contained hereon reflects the Company's findings at the time of its intervention only and within the limits of Client's instructions, if any. The Company's sole responsibility is to its Client and this document does not exonerate parties to a transaction from exercising all their rights and obligations under the transaction documents. This document cannot be reproduced except in full, without prior written approval of the Company. Any unauthorized alteration, forgery or falsification of the content or appearance of this document is unlawful and offenders may be prosecuted to the fullest extent of the law. Unless otherwise stated the results shown in this test report refer only to the sample(s) tested and such sample(s) are retained for 30 days only.

Attention: To check the authenticity of testing / inspection report & certificate, please contact us at telephone: (86-755) 8307 1443, or email: CN.Doccheck@sgs.com

No.1 Workshop, M-10, Middle Section, Science & Technology Park, Nanshan District, Shenzhen, Guangdong, China 518057 t (86-755) 26012053 f (86-755) 26710594 www.sgsgroup.com.cn
中国·广东·深圳市南山区科技园中区M-10栋1号厂房 邮编: 518057 t (86-755) 26012053 f (86-755) 26710594 sgs.china@sgs.com

SGS-CSTC Standards Technical Services Co., Ltd. Shenzhen Branch

SZEMC-TRF-01 Rev. A/1

Report No.: SZCR250700307902

Page:

10 of 39

Test mode:	Nominal Bandwidth (MHz)	RF Channel		
		Low (L)	Middle (M)	High (H)
		MHz	MHz	MHz
LTE Band 26a	1.4	814.7	819.0	823.3
	3	815.5	819.0	822.5
	5	816.5	819.0	822.2
	10	/	819.0	/
Test mode:	Nominal Bandwidth (MHz)	RF Channel		
		Low (L)	Middle (M)	High (H)
		MHz	MHz	MHz
LTE FDD Band 26b	1.4	824.7	836.5	848.3
	3	825.5	836.5	847.5
	5	826.5	836.5	846.5
	10	829.0	836.5	844.0
Test mode:	Nominal Bandwidth (MHz)	RF Channel		
		Low (L)	Middle (M)	High (H)
		MHz	MHz	MHz
LTE FDD Band 38	5	2572.5	2595.0	2617.5
	10	2575.0	2595.0	2615.0
	15	2577.5	2595.0	2612.5
	20	2580.0	2595.0	2610.0
Test mode:	Nominal Bandwidth (MHz)	RF Channel		
		Low (L)	Middle (M)	High (H)
		MHz	MHz	MHz
LTE FDD Band 41	5	2498.5	2593.0	2687.5
	10	2501.0	2593.0	2685.0
	15	2503.5	2593.0	2682.5
	20	2506.0	2593.0	2680.0



SGS-CSTC Standards Technical Services Co., Ltd.
Shenzhen Branch (SZEMC) Laboratory

Unless otherwise agreed in writing, this document is issued by the Company subject to its General Conditions of Service printed overleaf, available on request or accessible at <https://www.sgs.com/en/Terms-and-Conditions>. Attention is drawn to the limitation of liability, indemnification and jurisdiction issues defined therein. Any holder of this document is advised that information contained hereon reflects the Company's findings at the time of its intervention only and within the limits of Client's instructions, if any. The Company's sole responsibility is to its Client and this document does not exonerate parties to a transaction from exercising all their rights and obligations under the transaction documents. This document cannot be reproduced except in full, without prior written approval of the Company. Any unauthorized alteration, forgery or falsification of the content or appearance of this document is unlawful and offenders may be prosecuted to the fullest extent of the law. Unless otherwise stated the results shown in this test report refer only to the sample(s) tested and such sample(s) are retained for 30 days only.

Attention: To check the authenticity of testing / inspection report & certificate, please contact us at telephone: (86-755) 8307 1443, or email: CN.Doccheck@sgs.com

No.1 Workshop, M-10, Middle Section, Science & Technology Park, Nanshan District, Shenzhen, Guangdong, China 518057 t (86-755) 26012053 f (86-755) 26710594 www.sgs.com.cn
中国·广东·深圳市南山区科技园中区M-10栋1号厂房 邮编: 518057 t (86-755) 26012053 f (86-755) 26710594 sgs.china@sgs.com

SGS-CSTC Standards Technical Services Co., Ltd. Shenzhen Branch

SZEMC-TRF-01 Rev. A/1

Report No.: SZCR250700307902

Page: 11 of 39

Test mode:	Nominal Bandwidth (MHz)	RF Channel		
		Low (L)	Middle (M)	High (H)
		MHz	MHz	MHz
LTE FDD Band 66	1.4	1710.7	1745.0	1779.3
	3	1711.5	1745.0	1778.5
	5	1712.5	1745.0	1777.5
	10	1715.0	1745.0	1775.0
	15	1717.5	1745.0	1772.5
	20	1720.0	1745.0	1770.0
Test mode:	Nominal Bandwidth (MHz)	RF Channel		
		Low (L)	Middle (M)	High (H)
		MHz	MHz	MHz
LTE FDD Band 71	5	665.5	680.5	695.5
	10	668.0	680.5	693.0
	15	670.5	680.5	690.5
	20	673.0	680.5	688.0



Unless otherwise agreed in writing, this document is issued by the Company subject to its General Conditions of Service printed overleaf, available on request or accessible at <https://www.sgs.com/en/Terms-and-Conditions>. Attention is drawn to the limitation of liability, indemnification and jurisdiction issues defined therein. Any holder of this document is advised that information contained hereon reflects the Company's findings at the time of its intervention only and within the limits of Client's instructions, if any. The Company's sole responsibility is to its Client and this document does not exonerate parties to a transaction from exercising all their rights and obligations under the transaction documents. This document cannot be reproduced except in full, without prior written approval of the Company. Any unauthorized alteration, forgery or falsification of the content or appearance of this document is unlawful and offenders may be prosecuted to the fullest extent of the law. Unless otherwise stated the results shown in this test report refer only to the sample(s) tested and such sample(s) are retained for 30 days only.

Attention: To check the authenticity of testing /inspection report & certificate, please contact us at telephone: (86-755) 8307 1443, or email: CN.Doccheck@sgs.com

SGS-CSTC Standards Technical Services Co., Ltd.
Shenzhen Branch (Shenzhen) Laboratory

No.1 Workshop, M-10, Middle Section, Science & Technology Park, Nanshan District, Shenzhen, Guangdong, China 518057 t (86-755) 26012053 f (86-755) 26710594 www.sgsgroup.com.cn
中国·广东·深圳市南山区科技园中区M-10栋1号厂房 邮编:518057 t (86-755) 26012053 f (86-755) 26710594 sgs.china@sgs.com

4.3 Test Environment

Environment Parameter	Selected Values During Tests	
Temperature:	TL	-30°C
	TN	+20°C
	TH	+50°C
Voltage:	VL	3.4 Vdc
	VN	3.8 Vdc
	VH	4.2 Vdc

NOTE: VL= lower extreme test voltage
 VN= nominal voltage
 VH= upper extreme test voltage
 TL= lower extreme test temperature
 TN= normal temperature
 TH= upper extreme test temperature

4.4 Description of Support Units

Description	Manufacturer	Model No.	Serial No.
Debug board	Telit Communications S.p.A.	E54926	--

4.5 Measurement Uncertainty

No.	Item	Measurement Uncertainty
1	Radio Frequency	$\pm 5.4 \times 10^{-8}$
2	Duty cycle	$\pm 0.3\%$
3	Occupied Bandwidth	$\pm 3\%$
4	RF conducted power	$\pm 0.8\text{dB}$
5	RF power density	$\pm 0.4\text{dB}$
6	Conducted Spurious emissions	$\pm 2.7\text{dB}$
7	Radiated Spurious emission test	$\pm 3.1\text{dB}$ (Below 1GHz)
		$\pm 4.4\text{dB}$ (Above 1GHz)
8	Temperature test	$\pm 1^\circ\text{C}$
9	Humidity test	$\pm 3\%$
10	Supply voltages	$\pm 1.5\%$
11	Time	$\pm 3\%$



Unless otherwise agreed in writing, this document is issued by the Company subject to its General Conditions of Service printed overleaf, available on request or accessible at <https://www.sgs.com/en/Terms-and-Conditions>. Attention is drawn to the limitation of liability, indemnification and jurisdiction issues defined therein. Any holder of this document is advised that information contained hereon reflects the Company's findings at the time of its intervention only and within the limits of Client's instructions, if any. The Company's sole responsibility is to its Client and this document does not exonerate parties to a transaction from exercising all their rights and obligations under the transaction documents. This document cannot be reproduced except in full, without prior written approval of the Company. Any unauthorized alteration, forgery or falsification of the content or appearance of this document is unlawful and offenders may be prosecuted to the fullest extent of the law. Unless otherwise stated the results shown in this test report refer only to the sample(s) tested and such sample(s) are retained for 30 days only.

Attention: To check the authenticity of testing /inspection report & certificate, please contact us at telephone: (86-755) 8307 1443, or email: CN.Doccheck@sgs.com

SGS-CSTC Standards Technical Services Co., Ltd.
 Shenzhen Branch (SZEMC) EMC Laboratory

No.1 Workshop, M-10, Middle Section, Science & Technology Park, Nanshan District, Shenzhen, Guangdong, China 518057 t (86-755) 26012053 f (86-755) 26710594 www.sgsgroup.com.cn
 中国·广东·深圳市南山区科技园中区M-10栋1号厂房 邮编: 518057 t (86-755) 26012053 f (86-755) 26710594 sgs.china@sgs.com

SGS-CSTC Standards Technical Services Co., Ltd. Shenzhen Branch

SZEMC-TRF-01 Rev. A/1

Report No.: SZCR250700307902

Page: 13 of 39

4.6 Test Location

All tests were performed at:

SGS-CSTC Standards Technical Services Co., Ltd., Shenzhen Branch

No. 1 Workshop, M-10, Middle Section, Science & Technology Park, Nanshan District, Shenzhen, Guangdong, China. 518057.

Tel: +86 755 2601 2053 Fax: +86 755 2671 0594

No tests were sub-contracted.

4.7 Test Facility

The test facility is recognized, certified, or accredited by the following organizations:

- **A2LA (Certificate No. 3816.01)**

SGS-CSTC Standards Technical Services Co., Ltd., Shenzhen EMC Laboratory is accredited by the American Association for Laboratory Accreditation(A2LA). Certificate No. 3816.01.

- **VCCI (Member No. 1937)**

The 3m Fully-anechoic chamber for above 1GHz, 10m Semi-anechoic chamber for below 1GHz, Shielded Room for Mains Port Conducted Interference Measurement and Telecommunication Port Conducted Interference Measurement of SGS-CSTC Standards Technical Services Co., Ltd. Shenzhen EMC laboratory have been registered in accordance with the Regulations for Voluntary Control Measures with Registration No.: G-20026, R-14188, C-12383 and T-11153 respectively.

- **FCC –Designation Number: CN1336**

SGS-CSTC Standards Technical Services Co., Ltd., Shenzhen EMC Laboratory has been recognized as an accredited testing laboratory.

Designation Number: CN1336. Test Firm Registration Number: 787754.

- **Innovation, Science and Economic Development Canada**

SGS-CSTC Standards Technical Services Co., Ltd., Shenzhen EMC Laboratory has been recognized by ISED as an accredited testing laboratory.

CAB identifier: CN0006.

IC#: 4620C.

4.8 Deviation from Standards

None

4.9 Abnormalities from Standard Conditions

None



Unless otherwise agreed in writing, this document is issued by the Company subject to its General Conditions of Service printed overleaf, available on request or accessible at <https://www.sgs.com/en/Terms-and-Conditions>. Attention is drawn to the limitation of liability, indemnification and jurisdiction issues defined therein. Any holder of this document is advised that information contained hereon reflects the Company's findings at the time of its intervention only and within the limits of Client's instructions, if any. The Company's sole responsibility is to its Client and this document does not exonerate parties to a transaction from exercising all their rights and obligations under the transaction documents. This document cannot be reproduced except in full, without prior written approval of the Company. Any unauthorized alteration, forgery or falsification of the content or appearance of this document is unlawful and offenders may be prosecuted to the fullest extent of the law. Unless otherwise stated the results shown in this test report refer only to the sample(s) tested and such sample(s) are retained for 30 days only.

Attention: To check the authenticity of testing /inspection report & certificate, please contact us at telephone: (86-755) 8307 1443, or email: CN.Doccheck@sgs.com

SGS-CSTC Standards Technical Services Co., Ltd.
Shenzhen Branch EMC Laboratory

No.1 Workshop, M-10, Middle Section, Science & Technology Park, Nanshan District, Shenzhen, Guangdong, China 518057 t (86-755) 26012053 f (86-755) 26710594 www.ssgroup.com.cn
中国·广东·深圳市南山区科技园中区M-10栋1号厂房 邮编:518057 t (86-755) 26012053 f (86-755) 26710594 sgs.china@sgs.com



SGS-CSTC Standards Technical Services Co., Ltd. Shenzhen Branch

SZEMC-TRF-01 Rev. A/1

Report No.: SZCR250700307902

Page:

14 of 39

5 Equipment List

RF conducted test					
Test Equipment	Manufacturer	Model No.	Inventory No.	Cal. Date	Cal. Due date
Programmable DC Source	Chroma	62024P-80-60	SEM011-09	2025-03-06	2026-03-05
MXA Signal Analyzer	KEYSIGHT	N9020B	SEM004-24	2025-03-03	2026-03-02
Measurement Software	TST	TST PASS V2.0	N/A	N/A	N/A
Attenuator	Huber+Suhner	6620_SMA-50-1	SEM021-09	N/A	N/A
Universal Radio Communication Tester	Rohde & Schwarz	CMW 500	SEM010-14	2025-03-03	2026-03-02
Programmable Temperature & Humidity Chamber	Votsch Industrietechnik GmbH	VT 4002	SEM002-15	2025-02-26	2026-02-25
Power Sensor	KEYSIGHT	U2021XA	SEM009-15	2025-03-05	2026-03-04
Coaxial Cable	SGS	N/A	SEM031-01	2025-07-05	2026-07-04

RE in Chamber					
Test Equipment	Manufacturer	Model No.	Inventory No.	Cal. Date	Cal. Due date
3m Fully-Anechoic Chamber	AUDIX	N/A	SEM001-02	2024-05-11	2027-05-10
Signal Analyzer	Rohde & Schwarz	FSV40	SEM008-04	2025-03-04	2026-03-03
Trilog-Broadband Antenna	Schwarzbeck	VULB9168	SEM003-33	2023-09-23	2025-09-22
Substitution Antenna	Schwarzbeck	VULB9168	SEM003-18	2022-08-07	2025-08-06
Horn Antenna	Rohde&Schwarz	HF907	SEM003-07	2023-07-23	2025-07-22
Microwave system amplifier	Agilent	83017A	SEM005-25	2024-09-14	2025-09-13
Measurement Software	AUDIX	e3 V8.2014-6-27	N/A	N/A	N/A
Coaxial Cable	SGS	N/A	SEM026-01	2025-07-05	2026-07-04
Broad-Band Horn Antenna	Schwarzbeck	BBHA 9170	SEM003-15	2024-08-10	2025-08-09
Pre-Amplifier	Compliance Directions Systems Inc.	PAP-2640-50	SEM005-08	2025-03-21	2026-03-20
Signal Generator(9kHz-40GHz)	N5173B	MY53270267	Agilent	2024-09-14	2025-09-13
Broad-Band Horn Antenna	Schwarzbeck	BBHA 9120D	SEM003-32	2023-09-17	2025-09-16



Unless otherwise agreed in writing, this document is issued by the Company subject to its General Conditions of Service printed overleaf, available on request or accessible at <https://www.sgs.com/en/Terms-and-Conditions>. Attention is drawn to the limitation of liability, indemnification and jurisdiction issues defined therein. Any holder of this document is advised that information contained hereon reflects the Company's findings at the time of its intervention only and within the limits of Client's instructions, if any. The Company's sole responsibility is to its Client and this document does not exonerate parties to a transaction from exercising all their rights and obligations under the transaction documents. This document cannot be reproduced except in full, without prior written approval of the Company. Any unauthorized alteration, forgery or falsification of the content or appearance of this document is unlawful and offenders may be prosecuted to the fullest extent of the law. Unless otherwise stated the results shown in this test report refer only to the sample(s) tested and such sample(s) are retained for 30 days only.

Attention: To check the authenticity of testing /inspection report & certificate, please contact us at telephone: (86-755) 8307 1443, or email: CN.Doccheck@sgs.com

SGS-CSTC Standards Technical Services Co., Ltd.
Shenzhen Branch, China, EMC Laboratory.

No.1 Workshop, M-10, Middle Section, Science & Technology Park, Nanshan District, Shenzhen, Guangdong, China 518057 t (86-755) 26012053 f (86-755) 26710594 www.ssgsgroup.com.cn
中国·广东·深圳市南山区科技园中区M-10栋1号厂房 邮编:518057 t (86-755) 26012053 f (86-755) 26710594 sgs.china@sgs.com



SGS-CSTC Standards Technical Services Co., Ltd. Shenzhen Branch

SZEMC-TRF-01 Rev. A/1

Report No.: SZCR250700307902

Page:

15 of 39

Pre-amplifier	Rohde & Schwarz	CH14-H052	SEM005-17	2025-03-21	2026-03-20
Substitution Antenna	Rohde & Schwarz	HF907	SEM003-06	2024-08-03	2025-08-02
Substitution Antenna	ETS-LINDGREN	3160-09	SEM003-12	2024-08-03	2025-08-02
Universal Radio Communication Tester	Rohde & Schwarz	CMW 500	SEM010-03	2025-03-03	2026-03-02

General used equipment					
Equipment	Manufacturer	Model No.	Inventory No.	Cal Date	Cal Due Date
Humidity- Temperature Indicator	deli	8838	SEM002-32	2024-07-24	2025-07-23
Humidity- Temperature Indicator	deli	8838	SEM002-33	2024-07-24	2025-07-23
Barometer	Changchun Meteorological Industry Factory	DYM3	SEM002-01	2025-03-03	2026-03-02



SGS-CSTC Standards Technical Services Co., Ltd.
Shenzhen Branch (Shenzhen) Laboratory

Unless otherwise agreed in writing, this document is issued by the Company subject to its General Conditions of Service printed overleaf, available on request or accessible at <https://www.sgs.com/en/Terms-and-Conditions>. Attention is drawn to the limitation of liability, indemnification and jurisdiction issues defined therein. Any holder of this document is advised that information contained hereon reflects the Company's findings at the time of its intervention only and within the limits of Client's instructions, if any. The Company's sole responsibility is to its Client and this document does not exonerate parties to a transaction from exercising all their rights and obligations under the transaction documents. This document cannot be reproduced except in full, without prior written approval of the Company. Any unauthorized alteration, forgery or falsification of the content or appearance of this document is unlawful and offenders may be prosecuted to the fullest extent of the law. Unless otherwise stated the results shown in this test report refer only to the sample(s) tested and such sample(s) are retained for 30 days only.

Attention: To check the authenticity of testing /inspection report & certificate, please contact us at telephone: (86-755) 8307 1443, or email: CN.Doccheck@sgs.com

No.1 Workshop, M-10, Middle Section, Science & Technology Park, Nanshan District, Shenzhen, Guangdong, China 518057 t (86-755) 26012053 f (86-755) 26710594 www.sgs.com.cn
中国·广东·深圳市南山区科技园中区M-10栋1号厂房 邮编: 518057 t (86-755) 26012053 f (86-755) 26710594 sgs.china@sgs.com

Member of the SGS Group (SGS SA)

6 Radio Spectrum Matter Test Results

6.1 Effective (Isotropic) Radiated Output Power Data

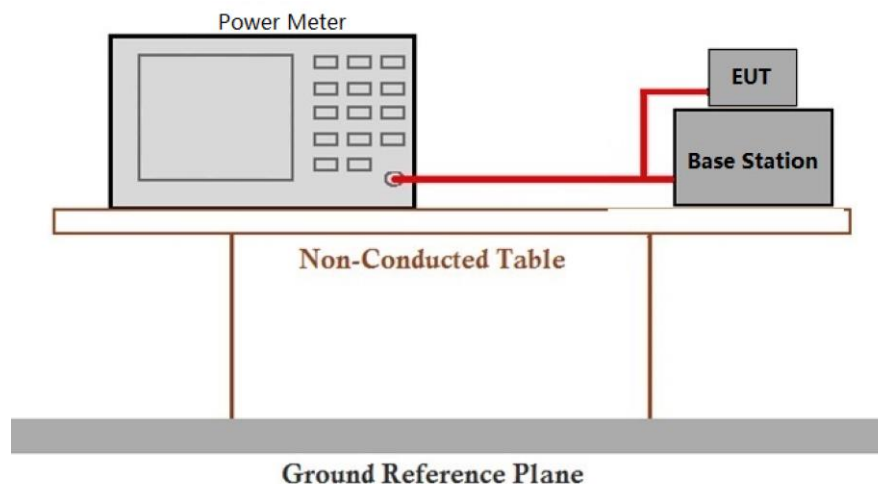
Test Requirement:	§2.1046, §22.913, §24.232, §27.50(b), §27.50(c), §27.50(d), §27.50(h), §27.1507(4), §90.635, §90.542(a)
Test Method:	ANSI C63.26-2015, KDB 971168 D01 v03r01
Limit:	$ERP \leq 7W$ (LTE Band 5,26b) $EIRP \leq 2W$ (LTE Band 2,25) $ERP \leq 3W$ (LTE Band 13) $ERP \leq 3W$ (LTE Band 12,71) $EIRP \leq 1W$ (LTE Band 4, 66) $EIRP \leq 2W$ (LTE Band 7,38,41) $ERP \leq 3W$ (LTE Band 8) $ERP \leq 100W$ (LTE Band 26a) $ERP \leq 30W$ (LTE Band 14)

6.1.1 E.U.T. Operation

Operating Environment:

Temperature: 20.5 °C Humidity: 43.5 % RH Atmospheric Pressure: 1020 mbar
 Test mode 32: TX mode_Keep the EUT in transmitting mode

6.1.2 Test Setup Diagram



6.1.3 Measurement Data

Please refer to Appendix for LTE test data.

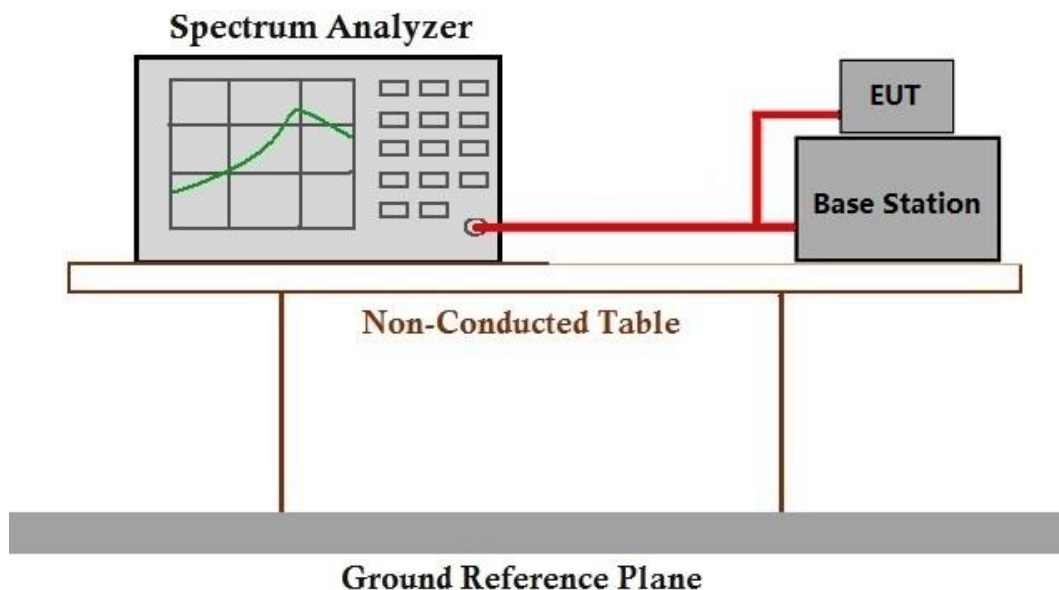
6.2 Peak-Average Ratio

Test Requirement: §22.913, §24.232, §27.50(a), §27.50(d), §27.1507(d)
 Test Method: ANSI C63.26-2015, KDB 971168 D01 v03r01
 Limit: ≤13dB

6.2.1 E.U.T. Operation

Operating Environment:
 Temperature: 20.5 °C Humidity: 43.5 % RH Atmospheric Pressure: 1020 mbar
 Test mode 32: TX mode_Keep the EUT in transmitting mode

6.2.2 Test Setup Diagram



6.2.3 Measurement Data

Please refer to Appendix for LTE test data.

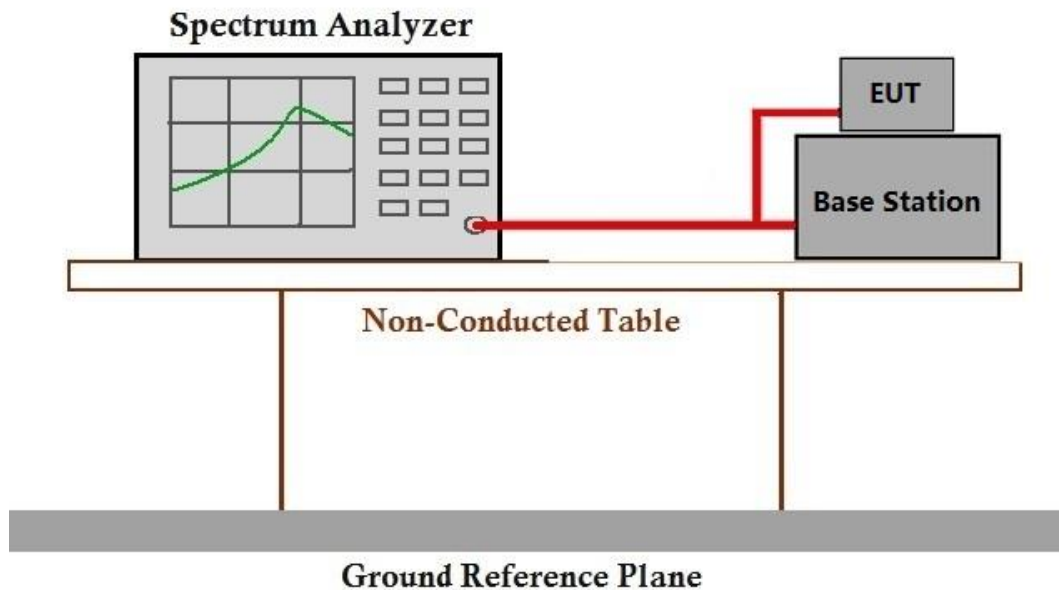
6.3 Bandwidth

Test Requirement: §2.1049(h)
 Test Method: ANSI C63.26-2015, KDB 971168 D01 v03r01
 Limit: OBW: No limit
 EBW: No limit

6.3.1 E.U.T. Operation

Operating Environment:
 Temperature: 20.5 °C Humidity: 43.5 % RH Atmospheric Pressure: 1020 mbar
 Test mode 32: TX mode_Keep the EUT in transmitting mode

6.3.2 Test Setup Diagram



6.3.3 Measurement Data

Please refer to Appendix for LTE test data.

6.4 Band Edge Compliance

Test Requirement: §2.1051, §22.917, §24.238, §27.50(g), §27.50(h), §27.50(m), §27.53(c)
§27.1509, §90.543(e), §90.691

Test Method: ANSI C63.26-2015, KDB 971168 D01 v03r01

Limit: ≤ -13dBm (**LTE Band2,4,5,8,12,25,26b,66,71**)

For **Band 13**:

On any frequency outside the 776–788 MHz band, the power of any emission shall be attenuated outside the band below the transmitter power (P) by at least $43 + 10 \log (P)$ dB;

On all frequencies between 763–775 MHz and 793–805 MHz, by a factor not less than $65 + 10 \log (P)$ dB in a 6.25 kHz band segment, for mobile and portable stations

For operations in the 746–758 MHz, 775–788 MHz, and 805–806 MHz bands, emissions in the band 1559–1610 MHz shall be limited to -70 dBW/MHz(-40dBm/MHz) equivalent isotropically radiated power (EIRP) for wideband signals.

For **Band 14**:

On any frequency between 775–788 MHz, above 805 MHz, and below 758 MHz, by at least $43 + 10 \log (P)$ dB.

For operations in the 758–775 MHz and 788–805 MHz bands, all emissions including harmonics in the band 1559–1610 MHz shall be limited to -70 dBW/MHz(-40dBm/MHz) equivalent isotropically radiated power (EIRP) for wideband signals.

For **Band7,38,41**:

For mobile digital stations, the attenuation factor shall be not less than $40 + 10 \log (P)$ dB on all frequencies between the channel edge and 5 megahertz from the channel edge, $43 + 10 \log (P)$ dB on all frequencies between 5 megahertz and X megahertz from the channel edge, and $55 + 10 \log (P)$ dB on all frequencies more than X megahertz from the channel edge, where X is the greater of 6 megahertz or the actual emission bandwidth as defined in paragraph (m)(6) of this section. In addition, the attenuation factor shall not be less than $43 + 10 \log (P)$ dB on all frequencies between 2490.5 MHz and 2496 MHz and $55 + 10 \log (P)$ dB at or below 2490.5 MHz. Mobile Satellite Service licensees operating on frequencies below 2495 MHz may also submit a documented interference complaint against BRS licensees operating on channel BRS Channel 1 on the same terms and conditions as adjacent channel BRS or EBS licensees.

For **Band26a**:

For any frequency removed from the EA licensee's frequency block by up to and including 37.5 kHz, the power of any emission shall be attenuated below the transmitter power (P) in watts by at least $116 \log_{10}(f/6.1)$ decibels or $50 + 10 \log_{10}(P)$ decibels or 80 decibels, whichever is the lesser attenuation, where f is the frequency removed from the center of the outer channel in the block in kilohertz and where f is greater than 12.5 kHz.

6.4.1 E.U.T. Operation

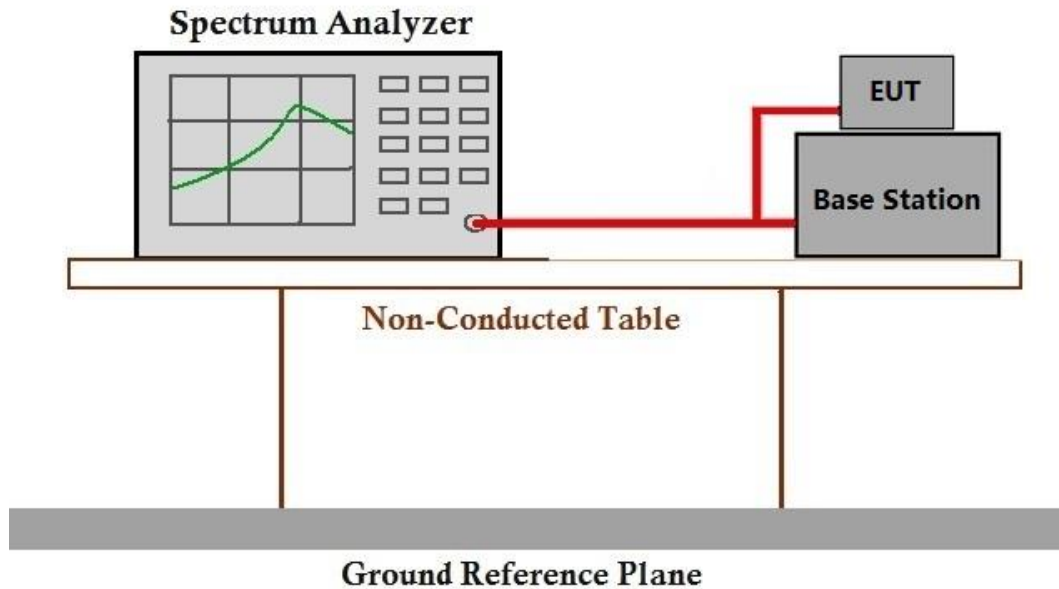
Operating Environment:

Temperature: 20.5 °C Humidity: 43.5 % RH Atmospheric Pressure: 1020 mbar

Test mode 32: TX mode_Keep the EUT in transmitting mode



6.4.2 Test Setup Diagram



6.4.3 Measurement Data

Please refer to Appendix for LTE test data.

6.5 Spurious emissions at antenna terminals

Test Requirement: §2.1051, §22.917, §24.238, §27.50(g), §27.50(h), §27.50(m), §27.53(c)
§27.1509, §90.543(e), §90.691

Test Method: ANSI C63.26-2015, KDB 971168 D01 v03r01

Limit: ≤ -13dBm (**LTE Band2,4,5,8,12,25,26b,66,71**)

For Band 13:

On any frequency outside the 776–788 MHz band, the power of any emission shall be attenuated outside the band below the transmitter power (P) by at least $43 + 10 \log (P)$ dB;

On all frequencies between 763–775 MHz and 793–805 MHz, by a factor not less than $65 + 10 \log (P)$ dB in a 6.25 kHz band segment, for mobile and portable stations

For operations in the 746–758 MHz, 775–788 MHz, and 805–806 MHz bands, emissions in the band 1559–1610 MHz shall be limited to -70 dBW/MHz(-40dBm/MHz) equivalent isotropically radiated power (EIRP) for wideband signals.

For Band 14:

On any frequency between 775–788 MHz, above 805 MHz, and below 758 MHz, by at least $43 + 10 \log (P)$ dB.

For operations in the 758–775 MHz and 788–805 MHz bands, all emissions including harmonics in the band 1559–1610 MHz shall be limited to -70 dBW/MHz(-40dBm/MHz) equivalent isotropically radiated power (EIRP) for wideband signals.

For Band7,38,41:

For mobile digital stations, the attenuation factor shall be not less than $40 + 10 \log (P)$ dB on all frequencies between the channel edge and 5 megahertz from the channel edge, $43 + 10 \log (P)$ dB on all frequencies between 5 megahertz and X megahertz from the channel edge, and $55 + 10 \log (P)$ dB on all frequencies more than X megahertz from the channel edge, where X is the greater of 6 megahertz or the actual emission bandwidth as defined in paragraph (m)(6) of this section. In addition, the attenuation factor shall not be less than $43 + 10 \log (P)$ dB on all frequencies between 2490.5 MHz and 2496 MHz and $55 + 10 \log (P)$ dB at or below 2490.5 MHz. Mobile Satellite Service licensees operating on frequencies below 2495 MHz may also submit a documented interference complaint against BRS licensees operating on channel BRS Channel 1 on the same terms and conditions as adjacent channel BRS or EBS licensees.

For Band26a:

For any frequency removed from the EA licensee's frequency block by up to and including 37.5 kHz, the power of any emission shall be attenuated below the transmitter power (P) in watts by at least $116 \log_{10}(f/6.1)$ decibels or $50 + 10 \log_{10}(P)$ decibels or 80 decibels, whichever is the lesser attenuation, where f is the frequency removed from the center of the outer channel in the block in kilohertz and where f is greater than 12.5 kHz.

6.5.1 E.U.T. Operation

Operating Environment:

Temperature: 20.5 °C Humidity: 43.5 % RH Atmospheric Pressure: 1020 mbar

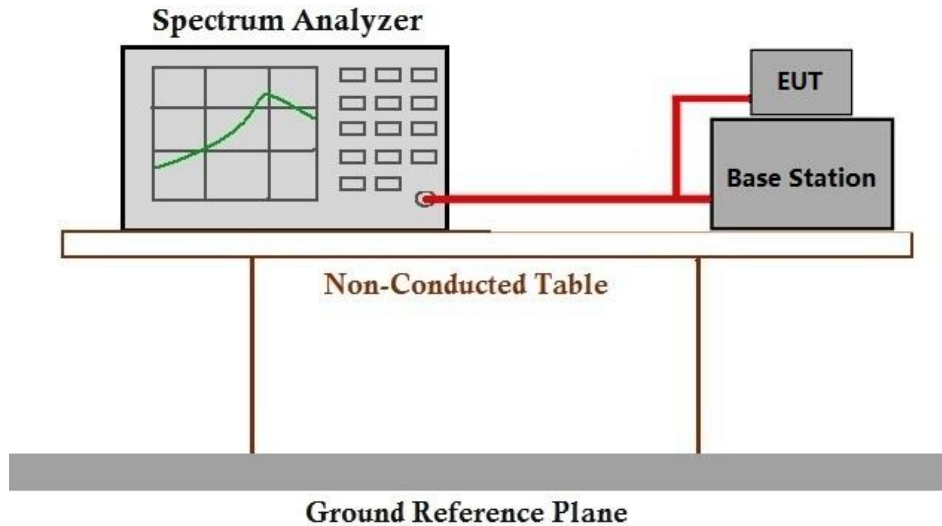
Test mode 32: TX mode_Keep the EUT in transmitting mode



Unless otherwise agreed in writing, this document is issued by the Company subject to its General Conditions of Service printed overleaf, available on request or accessible at <https://www.sgs.com/en/Terms-and-Conditions>. Attention is drawn to the limitation of liability, indemnification and jurisdiction issues defined therein. Any holder of this document is advised that information contained hereon reflects the Company's findings at the time of its intervention only and within the limits of Client's instructions, if any. The Company's sole responsibility is to its Client and this document does not exonerate parties to a transaction from exercising all their rights and obligations under the transaction documents. This document cannot be reproduced except in full, without prior written approval of the Company. Any unauthorized alteration, forgery or falsification of the content or appearance of this document is unlawful and offenders may be prosecuted to the fullest extent of the law. Unless otherwise stated the results shown in this test report refer only to the sample(s) tested and such sample(s) are retained for 30 days only.

Attention: To check the authenticity of testing / inspection report & certificate, please contact us at telephone: (86-755) 8307 1443, or email: CN.Doccheck@sgs.com

6.5.2 Test Setup Diagram



6.5.3 Measurement Data

Please refer to Appendix for LTE test data.

6.6 Field strength of spurious radiation

Test Requirement: §2.1051, §22.917, §24.238, §27.50(g), §27.50(h), §27.50(m), §27.53(c)
§27.1509, §90.543(e), §90.691

Test Method: ANSI C63.26-2015, KDB 971168 D01 v03r01

Limit: ≤ -13dBm (**LTE Band2,4,5,8,12,25,26b,66,71**)

For **Band 13**:

On any frequency outside the 776–788 MHz band, the power of any emission shall be attenuated outside the band below the transmitter power (P) by at least $43 + 10 \log (P)$ dB;

On all frequencies between 763–775 MHz and 793–805 MHz, by a factor not less than $65 + 10 \log (P)$ dB in a 6.25 kHz band segment, for mobile and portable stations

For operations in the 746–758 MHz, 775–788 MHz, and 805–806 MHz bands, emissions in the band 1559–1610 MHz shall be limited to -70 dBW/MHz(-40dBm/MHz) equivalent isotropically radiated power (EIRP) for wideband signals.

For **Band 14**:

On any frequency between 775–788 MHz, above 805 MHz, and below 758 MHz, by at least $43 + 10 \log (P)$ dB.

For operations in the 758–775 MHz and 788–805 MHz bands, all emissions including harmonics in the band 1559–1610 MHz shall be limited to -70 dBW/MHz(-40dBm/MHz) equivalent isotropically radiated power (EIRP) for wideband signals.

For **Band7,38,41**:

For mobile digital stations, the attenuation factor shall be not less than $40 + 10 \log (P)$ dB on all frequencies between the channel edge and 5 megahertz from the channel edge, $43 + 10 \log (P)$ dB on all frequencies between 5 megahertz and X megahertz from the channel edge, and $55 + 10 \log (P)$ dB on all frequencies more than X megahertz from the channel edge, where X is the greater of 6 megahertz or the actual emission bandwidth as defined in paragraph (m)(6) of this section. In addition, the attenuation factor shall not be less than $43 + 10 \log (P)$ dB on all frequencies between 2490.5 MHz and 2496 MHz and $55 + 10 \log (P)$ dB at or below 2490.5 MHz. Mobile Satellite Service licensees operating on frequencies below 2495 MHz may also submit a documented interference complaint against BRS licensees operating on channel BRS Channel 1 on the same terms and conditions as adjacent channel BRS or EBS licensees.

For **Band26a**:

For any frequency removed from the EA licensee's frequency block by up to and including 37.5 kHz, the power of any emission shall be attenuated below the transmitter power (P) in watts by at least $116 \log_{10}(f/6.1)$ decibels or $50 + 10 \log_{10}(P)$ decibels or 80 decibels, whichever is the lesser attenuation, where f is the frequency removed from the center of the outer channel in the block in kilohertz and where f is greater than 12.5 kHz.



SGS-CSTC Standards Technical Services Co., Ltd. Shenzhen Branch

SZEMC-TRF-01 Rev. A/1

Report No.: SZCR250700307902

Page:

24 of 39

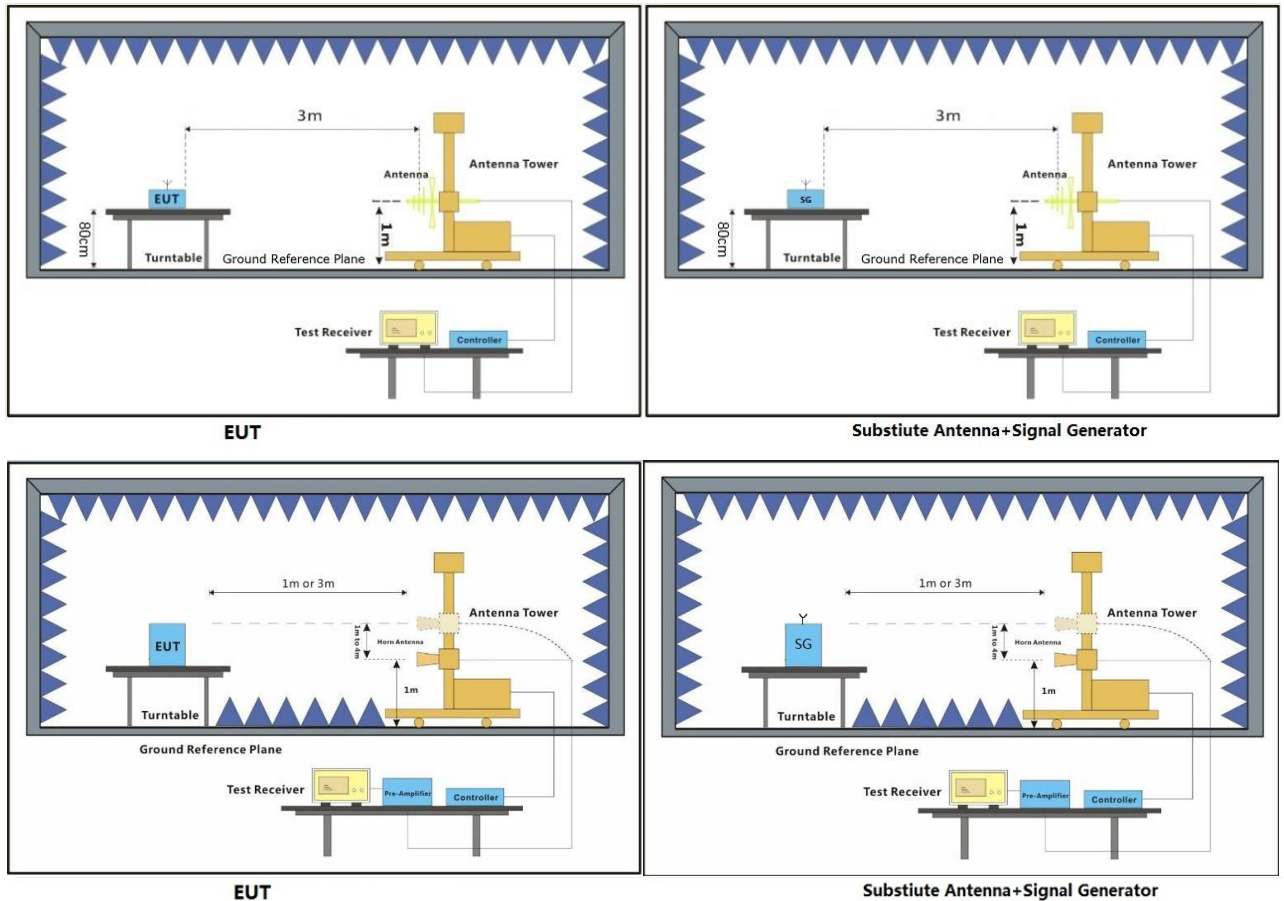
6.6.1 E.U.T. Operation

Operating Environment:

Temperature: 22.1 °C Humidity: 49.5 % RH Atmospheric Pressure: 1020 mbar

Test mode 32: TX mode_Keep the EUT in transmitting mode

6.6.2 Test Setup Diagram



SGS-CSTC Standards Technical Services Co., Ltd. Shenzhen Branch

SZEMC-TRF-01 Rev. A/1

Report No.: SZCR250700307902

Page: 25 of 39

6.6.3 Measurement Procedure and Data

Test Procedure:

- (1) On a test site, the EUT shall be placed on a turntable and in the position closest to the normal use as declared by the user.
- (2) The test antenna shall be oriented initially for vertical polarization located 3m from the EUT to correspond to the transmitter.
- (3) The output of the antenna shall be connected to the measuring receiver and either a peak or quasi-peak detector was used for the measurement as indicated on the report. The detector selection is based on how close the emission level was approaching the limit.
- (4) The transmitter shall be switched on; if possible, without the modulation and the measurement receiver shall be tuned to the frequency of the transmitter under test.
- (5) The test antenna shall be raised and lowered through the specified range of height until the measuring receiver detects a maximum signal level.
- (6) The transmitter shall then be rotated through 360° in the horizontal plane, until the maximum signal level is detected by the measuring receiver.
- (7) The test antenna shall be raised and lowered again through the specified range of height until the measuring receiver detects a maximum signal level.
- (8) The maximum signal level detected by the measuring receiver shall be noted.
- (9) The measurement shall be repeated with the test antenna set to horizontal polarization.
- (10) Replace the antenna with a proper Antenna (substitution antenna).
- (11) The substitution antenna shall be oriented for vertical polarization and, if necessary, the length of the substitution antenna shall be adjusted to correspond to the frequency of transmitting.
- (12) The substitution antenna shall be connected to a calibrated signal generator.
- (13) If necessary, the input attenuator setting of the measuring receiver shall be adjusted in order to increase the sensitivity of the measuring receiver.
- (14) The test antenna shall be raised and lowered through the specified range of the height to ensure that the maximum signal is received.
- (15) The input signal to substitution antenna shall be adjusted to the level that produces a level detected by the measuring receiver, that is equal to the level noted while the transmitter radiated power was measured, corrected for the change of input attenuation setting of the measuring receiver.
- (16) The input level to the substitution antenna shall be recorded as power level in dBm, corrected for any change of input attenuator setting of the measuring receiver.
- (17) The measurement shall be repeated with the test antenna and the substitution antenna oriented for horizontal polarization.



SGS-CSTC Standards Technical Services Co., Ltd.
Shenzhen Branch (Shenzhen EMC Laboratory)

Unless otherwise agreed in writing, this document is issued by the Company subject to its General Conditions of Service printed overleaf, available on request or accessible at <https://www.sgs.com/en/Terms-and-Conditions>. Attention is drawn to the limitation of liability, indemnification and jurisdiction issues defined therein. Any holder of this document is advised that information contained hereon reflects the Company's findings at the time of its intervention only and within the limits of Client's instructions, if any. The Company's sole responsibility is to its Client and this document does not exonerate parties to a transaction from exercising all their rights and obligations under the transaction documents. This document cannot be reproduced except in full, without prior written approval of the Company. Any unauthorized alteration, forgery or falsification of the content or appearance of this document is unlawful and offenders may be prosecuted to the fullest extent of the law. Unless otherwise stated the results shown in this test report refer only to the sample(s) tested and such sample(s) are retained for 30 days only.

Attention: To check the authenticity of testing / inspection report & certificate, please contact us at telephone: (86-755) 8307 1443, or email: CN.Doccheck@sgs.com

No.1 Workshop, M-10, Middle Section, Science & Technology Park, Nanshan District, Shenzhen, Guangdong, China 518057 t (86-755) 26012053 f (86-755) 26710594 www.sgsgroup.com.cn
中国·广东·深圳市南山区科技园中区M-10栋1号厂房 邮编: 518057 t (86-755) 26012053 f (86-755) 26710594 sgs.china@sgs.com

SGS-CSTC Standards Technical Services Co., Ltd. Shenzhen Branch

SZEMC-TRF-01 Rev. A/1

Report No.: SZCR250700307902

Page:

26 of 39

LTE Band 2-Low channel, Modulation: QPSK, Bandwidth:20MHz, 1RB#0								
Frequency (MHz)	EIRP (dBm)	Limit (dBm)	Over Limit (dB)	S.G. Power (dBm)	Cable Loss (dB)	Antenna Gain (dBi)	Polarization (H/V)	Result
3702.0	-57.57	-13	-44.57	-62.43	3.58	8.44	Horizontal	Pass
5553.0	-55.0	-13	-42.0	-60.71	4.74	10.45	Horizontal	Pass
7404.0	-55.98	-13	-42.98	-62.66	4.94	11.62	Horizontal	Pass
3702.0	-59.1	-13	-46.1	-63.96	3.58	8.44	Vertical	Pass
5553.0	-53.96	-13	-40.96	-59.67	4.74	10.45	Vertical	Pass
7404.0	-55.86	-13	-42.86	-62.54	4.94	11.62	Vertical	Pass

LTE Band 2-Middle channel, Modulation: QPSK, Bandwidth:20MHz, 1RB#0								
Frequency (MHz)	EIRP (dBm)	Limit (dBm)	Over Limit (dB)	S.G. Power (dBm)	Cable Loss (dB)	Antenna Gain (dBi)	Polarization (H/V)	Result
3742.0	-59.97	-13	-46.97	-64.85	3.61	8.49	Horizontal	Pass
5613.0	-57.13	-13	-44.13	-62.84	4.74	10.45	Horizontal	Pass
7484.0	-58.67	-13	-45.67	-65.45	4.94	11.72	Horizontal	Pass
3742.0	-57.78	-13	-44.78	-62.66	3.61	8.49	Vertical	Pass
5613.0	-56.93	-13	-43.93	-62.64	4.74	10.45	Vertical	Pass
7484.0	-56.77	-13	-43.77	-63.55	4.94	11.72	Vertical	Pass

LTE Band 2-High channel, Modulation: QPSK, Bandwidth:20MHz, 1RB#0								
Frequency (MHz)	EIRP (dBm)	Limit (dBm)	Over Limit (dB)	S.G. Power (dBm)	Cable Loss (dB)	Antenna Gain (dBi)	Polarization (H/V)	Result
3782.0	-58.15	-13	-45.15	-63.05	3.65	8.55	Horizontal	Pass
5673.0	-56.34	-13	-43.34	-62.04	4.75	10.45	Horizontal	Pass
7564.0	-57.1	-13	-44.1	-63.97	4.95	11.82	Horizontal	Pass
3782.0	-57.18	-13	-44.18	-62.08	3.65	8.55	Vertical	Pass
5673.0	-56.52	-13	-43.52	-62.22	4.75	10.45	Vertical	Pass
7564.0	-57.48	-13	-44.48	-64.35	4.95	11.82	Vertical	Pass

SGS-CSTC Standards Technical Services Co., Ltd. Shenzhen Branch

SZEMC-TRF-01 Rev. A/1

Report No.: SZCR250700307902

Page: 27 of 39

LTE Band 4-Low channel, Modulation: QPSK, Bandwidth:20MHz, 1RB#0								
Frequency (MHz)	EIRP (dBm)	Limit (dBm)	Over Limit (dB)	S.G. Power (dBm)	Cable Loss (dB)	Antenna Gain (dBi)	Polarization (H/V)	Result
3422.0	-58.64	-13	-45.64	-63.26	3.36	7.98	Horizontal	Pass
5133.0	-52.68	-13	-39.68	-58.29	4.61	10.22	Horizontal	Pass
6844.0	-55.93	-13	-42.93	-61.96	4.9	10.93	Horizontal	Pass
3422.0	-58.99	-13	-45.99	-63.61	3.36	7.98	Vertical	Pass
5133.0	-54.45	-13	-41.45	-60.06	4.61	10.22	Vertical	Pass
6844.0	-57.29	-13	-44.29	-63.32	4.9	10.93	Vertical	Pass

LTE Band 4-Middle channel, Modulation: QPSK, Bandwidth:20MHz, 1RB#0								
Frequency (MHz)	EIRP (dBm)	Limit (dBm)	Over Limit (dB)	S.G. Power (dBm)	Cable Loss (dB)	Antenna Gain (dBi)	Polarization (H/V)	Result
3447.0	-57.48	-13	-44.48	-62.15	3.37	8.04	Horizontal	Pass
5170.5	-55.38	-13	-42.38	-61.01	4.62	10.25	Horizontal	Pass
6894.0	-56.07	-13	-43.07	-62.16	4.9	10.99	Horizontal	Pass
3447.0	-57.29	-13	-44.29	-61.96	3.37	8.04	Vertical	Pass
5170.5	-54.74	-13	-41.74	-60.37	4.62	10.25	Vertical	Pass
6894.0	-55.99	-13	-42.99	-62.08	4.9	10.99	Vertical	Pass

LTE Band 4-High channel, Modulation: QPSK, Bandwidth:20MHz, 1RB#0								
Frequency (MHz)	EIRP (dBm)	Limit (dBm)	Over Limit (dB)	S.G. Power (dBm)	Cable Loss (dB)	Antenna Gain (dBi)	Polarization (H/V)	Result
3472.0	-58.84	-13	-45.84	-63.55	3.39	8.1	Horizontal	Pass
5208.0	-54.87	-13	-41.87	-60.5	4.64	10.27	Horizontal	Pass
6944.0	-57.11	-13	-44.11	-63.26	4.91	11.06	Horizontal	Pass
3472.0	-59.49	-13	-46.49	-64.2	3.39	8.1	Vertical	Pass
5208.0	-55.26	-13	-42.26	-60.89	4.64	10.27	Vertical	Pass
6944.0	-55.46	-13	-42.46	-61.61	4.91	11.06	Vertical	Pass

SGS-CSTC Standards Technical Services Co., Ltd. Shenzhen Branch

SZEMC-TRF-01 Rev. A/1

Report No.: SZCR250700307902

Page:

28 of 39

LTE Band 5-Low channel, Modulation: QPSK, Bandwidth:10MHz, 1RB#0								
Frequency (MHz)	EIRP (dBm)	Limit (dBm)	Over Limit (dB)	S.G. Power (dBm)	Cable Loss (dB)	Antenna Gain (dBi)	Polarization (H/V)	Result
1649.0	-63.54	-13	-50.54	-66.42	2.62	5.5	Horizontal	Pass
2473.5	-60.13	-13	-47.13	-62.83	3.06	5.76	Horizontal	Pass
3298.0	-58.95	-13	-45.95	-63.31	3.3	7.66	Horizontal	Pass
1649.0	-63.79	-13	-50.79	-66.67	2.62	5.5	Vertical	Pass
2473.5	-61.05	-13	-48.05	-63.75	3.06	5.76	Vertical	Pass
3298.0	-58.07	-13	-45.07	-62.43	3.3	7.66	Vertical	Pass

LTE Band 5-Middle channel, Modulation: QPSK, Bandwidth:10MHz, 1RB#0								
Frequency (MHz)	EIRP (dBm)	Limit (dBm)	Over Limit (dB)	S.G. Power (dBm)	Cable Loss (dB)	Antenna Gain (dBi)	Polarization (H/V)	Result
1664.0	-62.69	-13	-49.69	-65.53	2.63	5.47	Horizontal	Pass
2496.0	-60.53	-13	-47.53	-63.26	3.08	5.81	Horizontal	Pass
3328.0	-56.73	-13	-43.73	-61.16	3.31	7.74	Horizontal	Pass
1664.0	-62.36	-13	-49.36	-65.2	2.63	5.47	Vertical	Pass
2496.0	-60.92	-13	-47.92	-63.65	3.08	5.81	Vertical	Pass
3328.0	-57.7	-13	-44.7	-62.13	3.31	7.74	Vertical	Pass

LTE Band 5-High channel, Modulation: QPSK, Bandwidth:10MHz, 1RB#0								
Frequency (MHz)	EIRP (dBm)	Limit (dBm)	Over Limit (dB)	S.G. Power (dBm)	Cable Loss (dB)	Antenna Gain (dBi)	Polarization (H/V)	Result
1679.0	-62.83	-13	-49.83	-65.63	2.63	5.43	Horizontal	Pass
2518.5	-62.35	-13	-49.35	-65.13	3.08	5.86	Horizontal	Pass
3358.0	-58.75	-13	-45.75	-63.24	3.33	7.82	Horizontal	Pass
1679.0	-63.87	-13	-50.87	-66.67	2.63	5.43	Vertical	Pass
2518.5	-61.95	-13	-48.95	-64.73	3.08	5.86	Vertical	Pass
3358.0	-59.12	-13	-46.12	-63.61	3.33	7.82	Vertical	Pass

SGS-CSTC Standards Technical Services Co., Ltd. Shenzhen Branch

SZEMC-TRF-01 Rev. A/1

Report No.: SZCR250700307902

Page: 29 of 39

LTE Band 7-Low channel, Modulation: QPSK, Bandwidth:20MHz, 1RB#0								
Frequency (MHz)	EIRP (dBm)	Limit (dBm)	Over Limit (dB)	S.G. Power (dBm)	Cable Loss (dB)	Antenna Gain (dBi)	Polarization (H/V)	Result
5002.0	-53.58	-25	-28.58	-59.15	4.57	10.14	Horizontal	Pass
7503.0	-56.29	-25	-31.29	-63.09	4.94	11.74	Horizontal	Pass
10004.0	-55.19	-25	-30.19	-62.76	5.46	13.03	Horizontal	Pass
5002.0	-54.28	-25	-29.28	-59.85	4.57	10.14	Vertical	Pass
7503.0	-55.17	-25	-30.17	-61.97	4.94	11.74	Vertical	Pass
10004.0	-54.18	-25	-29.18	-61.75	5.46	13.03	Vertical	Pass

LTE Band 7-Middle channel, Modulation: QPSK, Bandwidth:20MHz, 1RB#0								
Frequency (MHz)	EIRP (dBm)	Limit (dBm)	Over Limit (dB)	S.G. Power (dBm)	Cable Loss (dB)	Antenna Gain (dBi)	Polarization (H/V)	Result
5052.0	-54.56	-25	-29.56	-60.14	4.59	10.17	Horizontal	Pass
7578.0	-57.82	-25	-32.82	-64.7	4.95	11.83	Horizontal	Pass
10104.0	-54.44	-25	-29.44	-62.01	5.48	13.05	Horizontal	Pass
5052.0	-54.46	-25	-29.46	-60.04	4.59	10.17	Vertical	Pass
7578.0	-59.01	-25	-34.01	-65.89	4.95	11.83	Vertical	Pass
10104.0	-54.31	-25	-29.31	-61.88	5.48	13.05	Vertical	Pass

LTE Band 7-High channel, Modulation: QPSK, Bandwidth:20MHz, 1RB#0								
Frequency (MHz)	EIRP (dBm)	Limit (dBm)	Over Limit (dB)	S.G. Power (dBm)	Cable Loss (dB)	Antenna Gain (dBi)	Polarization (H/V)	Result
5102.0	-53.6	-25	-28.6	-59.2	4.6	10.2	Horizontal	Pass
7653.0	-56.38	-25	-31.38	-63.35	4.95	11.92	Horizontal	Pass
10204.0	-51.58	-25	-26.58	-59.16	5.49	13.07	Horizontal	Pass
5102.0	-54.78	-25	-29.78	-60.38	4.6	10.2	Vertical	Pass
7653.0	-56.87	-25	-31.87	-63.84	4.95	11.92	Vertical	Pass
10204.0	-53.29	-25	-28.29	-60.87	5.49	13.07	Vertical	Pass

SGS-CSTC Standards Technical Services Co., Ltd. Shenzhen Branch

SZEMC-TRF-01 Rev. A/1

Report No.: SZCR250700307902

Page:

30 of 39

LTE Band 12-Low channel, Modulation: QPSK, Bandwidth:10MHz, 1RB#0								
Frequency (MHz)	EIRP (dBm)	Limit (dBm)	Over Limit (dB)	S.G. Power (dBm)	Cable Loss (dB)	Antenna Gain (dBi)	Polarization (H/V)	Result
1399.0	-63.09	-13	-50.09	-65.86	2.47	5.24	Horizontal	Pass
2098.5	-63.67	-13	-50.67	-65.74	2.79	4.86	Horizontal	Pass
2798.0	-61.45	-13	-48.45	-64.81	3.12	6.48	Horizontal	Pass
1399.0	-64.6	-13	-51.6	-67.37	2.47	5.24	Vertical	Pass
2098.5	-62.18	-13	-49.18	-64.25	2.79	4.86	Vertical	Pass
2798.0	-60.51	-13	-47.51	-63.87	3.12	6.48	Vertical	Pass

LTE Band 12-Middle channel, Modulation: QPSK, Bandwidth:10MHz, 1RB#0								
Frequency (MHz)	EIRP (dBm)	Limit (dBm)	Over Limit (dB)	S.G. Power (dBm)	Cable Loss (dB)	Antenna Gain (dBi)	Polarization (H/V)	Result
1406.0	-64.14	-13	-51.14	-66.94	2.48	5.28	Horizontal	Pass
2109.0	-62.19	-13	-49.19	-64.27	2.8	4.88	Horizontal	Pass
2812.0	-59.62	-13	-46.62	-63.01	3.12	6.51	Horizontal	Pass
1406.0	-64.52	-13	-51.52	-67.32	2.48	5.28	Vertical	Pass
2109.0	-62.92	-13	-49.92	-65.0	2.8	4.88	Vertical	Pass
2812.0	-59.27	-13	-46.27	-62.66	3.12	6.51	Vertical	Pass

LTE Band 12-High channel, Modulation: QPSK, Bandwidth:10MHz, 1RB#0								
Frequency (MHz)	EIRP (dBm)	Limit (dBm)	Over Limit (dB)	S.G. Power (dBm)	Cable Loss (dB)	Antenna Gain (dBi)	Polarization (H/V)	Result
1413.0	-64.26	-13	-51.26	-67.1	2.49	5.33	Horizontal	Pass
2119.5	-63.08	-13	-50.08	-65.18	2.81	4.91	Horizontal	Pass
2826.0	-60.75	-13	-47.75	-64.16	3.13	6.54	Horizontal	Pass
1413.0	-64.81	-13	-51.81	-67.65	2.49	5.33	Vertical	Pass
2119.5	-63.17	-13	-50.17	-65.27	2.81	4.91	Vertical	Pass
2826.0	-61.65	-13	-48.65	-65.06	3.13	6.54	Vertical	Pass



Unless otherwise agreed in writing, this document is issued by the Company subject to its General Conditions of Service printed overleaf, available on request or accessible at <https://www.sgs.com/en/Terms-and-Conditions>. Attention is drawn to the limitation of liability, indemnification and jurisdiction issues defined therein. Any holder of this document is advised that information contained hereon reflects the Company's findings at the time of its intervention only and within the limits of Client's instructions, if any. The Company's sole responsibility is to its Client and this document does not exonerate parties to a transaction from exercising all their rights and obligations under the transaction documents. This document cannot be reproduced except in full, without prior written approval of the Company. Any unauthorized alteration, forgery or falsification of the content or appearance of this document is unlawful and offenders may be prosecuted to the fullest extent of the law. Unless otherwise stated the results shown in this test report refer only to the sample(s) tested and such sample(s) are retained for 30 days only.

Attention: To check the authenticity of testing /inspection report & certificate, please contact us at telephone: (86-755) 8307 1443, or email: CN.Doccheck@sgs.com

SGS-CSTC Standards Technical Services Co., Ltd.
Shenzhen Branch Testing & Calibration Laboratory

No.1 Workshop, M-10, Middle Section, Science & Technology Park, Nanshan District, Shenzhen, Guangdong, China 518057 t (86-755) 26012053 f (86-755) 26710594 www.sgs.com.cn
中国·广东·深圳市南山区科技园中区M-10栋1号厂房 邮编:518057 t (86-755) 26012053 f (86-755) 26710594 sgs.china@sgs.com

SGS-CSTC Standards Technical Services Co., Ltd. Shenzhen Branch

SZEMC-TRF-01 Rev. A/1

Report No.: SZCR250700307902

Page:

31 of 39

LTE Band 13-Middlechannel, Modulation: QPSK, Bandwidth:10MHz, 1RB#0								
Frequency (MHz)	EIRP (dBm)	Limit (dBm)	Over Limit (dB)	S.G. Power (dBm)	Cable Loss (dB)	Antenna Gain (dBi)	Polarization (H/V)	Result
1555.0	-64.26	-13	-51.26	-67.4	2.6	5.74	Horizontal	Pass
2332.5	-62.05	-13	-49.05	-64.51	2.96	5.42	Horizontal	Pass
3110.0	-59.0	-13	-46.0	-63.0	3.2	7.2	Horizontal	Pass
1555.0	-63.86	-13	-50.86	-67.0	2.6	5.74	Vertical	Pass
2332.5	-64.36	-13	-51.36	-66.82	2.96	5.42	Vertical	Pass
3110.0	-59.89	-13	-46.89	-63.89	3.2	7.2	Vertical	Pass

LTE Band 14-Middle channel, Modulation: QPSK, Bandwidth:10MHz, 1RB#0								
Frequency (MHz)	EIRP (dBm)	Limit (dBm)	Over Limit (dB)	S.G. Power (dBm)	Cable Loss (dB)	Antenna Gain (dBi)	Polarization (H/V)	Result
1577.0	-63.56	-40	-23.56	-66.65	2.6	5.69	Horizontal	Pass
2365.5	-59.55	-13	-46.55	-62.07	2.98	5.5	Horizontal	Pass
3154.0	-57.53	-13	-44.53	-61.6	3.23	7.3	Horizontal	Pass
1577.0	-63.55	-40	-23.55	-66.64	2.6	5.69	Vertical	Pass
2365.5	-61.45	-13	-48.45	-63.97	2.98	5.5	Vertical	Pass
3154.0	-57.15	-13	-44.15	-61.22	3.23	7.3	Vertical	Pass



Unless otherwise agreed in writing, this document is issued by the Company subject to its General Conditions of Service printed overleaf, available on request or accessible at <https://www.sgs.com/en/Terms-and-Conditions>. Attention is drawn to the limitation of liability, indemnification and jurisdiction issues defined therein. Any holder of this document is advised that information contained hereon reflects the Company's findings at the time of its intervention only and within the limits of Client's instructions, if any. The Company's sole responsibility is to its Client and this document does not exonerate parties to a transaction from exercising all their rights and obligations under the transaction documents. This document cannot be reproduced except in full, without prior written approval of the Company. Any unauthorized alteration, forgery or falsification of the content or appearance of this document is unlawful and offenders may be prosecuted to the fullest extent of the law. Unless otherwise stated the results shown in this test report refer only to the sample(s) tested and such sample(s) are retained for 30 days only.

Attention: To check the authenticity of testing /inspection report & certificate, please contact us at telephone: (86-755) 8307 1443, or email: CN.Doccheck@sgs.com

SGS-CSTC Standards Technical Services Co., Ltd.
Shenzhen Branch Technical Services Co., Ltd. Laboratory.

No.1 Workshop, M-10, Middle Section, Science & Technology Park, Nanshan District, Shenzhen, Guangdong, China 518057 t (86-755) 26012053 f (86-755) 26710594 www.sgsgroup.com.cn
中国·广东·深圳市南山区科技园中区M-10栋1号厂房 邮编:518057 t (86-755) 26012053 f (86-755) 26710594 sgs.china@sgs.com

SGS-CSTC Standards Technical Services Co., Ltd. Shenzhen Branch

SZEMC-TRF-01 Rev. A/1

Report No.: SZCR250700307902

Page: 32 of 39

LTE Band 25-Low channel, Modulation: QPSK, Bandwidth:20MHz, 1RB#0								
Frequency (MHz)	EIRP (dBm)	Limit (dBm)	Over Limit (dB)	S.G. Power (dBm)	Cable Loss (dB)	Antenna Gain (dBi)	Polarization (H/V)	Result
3702.0	-58.83	-13	-45.83	-63.69	3.58	8.44	Horizontal	Pass
5553.0	-54.9	-13	-41.9	-60.61	4.74	10.45	Horizontal	Pass
7404.0	-54.83	-13	-41.83	-61.51	4.94	11.62	Horizontal	Pass
3702.0	-58.38	-13	-45.38	-63.24	3.58	8.44	Vertical	Pass
5553.0	-54.72	-13	-41.72	-60.43	4.74	10.45	Vertical	Pass
7404.0	-55.9	-13	-42.9	-62.58	4.94	11.62	Vertical	Pass

LTE Band 25-Middle channel, Modulation: QPSK, Bandwidth:20MHz, 1RB#0								
Frequency (MHz)	EIRP (dBm)	Limit (dBm)	Over Limit (dB)	S.G. Power (dBm)	Cable Loss (dB)	Antenna Gain (dBi)	Polarization (H/V)	Result
3747.0	-59.32	-13	-46.32	-64.2	3.62	8.5	Horizontal	Pass
5620.5	-54.54	-13	-41.54	-60.25	4.74	10.45	Horizontal	Pass
7494.0	-56.48	-13	-43.48	-63.27	4.94	11.73	Horizontal	Pass
3747.0	-58.56	-13	-45.56	-63.44	3.62	8.5	Vertical	Pass
5620.5	-56.67	-13	-43.67	-62.38	4.74	10.45	Vertical	Pass
7494.0	-54.64	-13	-41.64	-61.43	4.94	11.73	Vertical	Pass

LTE Band 25-High channel, Modulation: QPSK, Bandwidth:20MHz, 1RB#0								
Frequency (MHz)	EIRP (dBm)	Limit (dBm)	Over Limit (dB)	S.G. Power (dBm)	Cable Loss (dB)	Antenna Gain (dBi)	Polarization (H/V)	Result
3792.0	-56.37	-13	-43.37	-61.27	3.66	8.56	Horizontal	Pass
5688.0	-54.23	-13	-41.23	-59.93	4.75	10.45	Horizontal	Pass
7584.0	-56.61	-13	-43.61	-63.5	4.95	11.84	Horizontal	Pass
3792.0	-59.24	-13	-46.24	-64.14	3.66	8.56	Vertical	Pass
5688.0	-56.37	-13	-43.37	-62.07	4.75	10.45	Vertical	Pass
7584.0	-56.15	-13	-43.15	-63.04	4.95	11.84	Vertical	Pass

SGS-CSTC Standards Technical Services Co., Ltd. Shenzhen Branch

SZEMC-TRF-01 Rev. A/1

Report No.: SZCR250700307902

Page: 33 of 39

LTE Band 26-Low channel, Modulation: QPSK, Bandwidth:15MHz, 1RB#0								
Frequency (MHz)	EIRP (dBm)	Limit (dBm)	Over Limit (dB)	S.G. Power (dBm)	Cable Loss (dB)	Antenna Gain (dBi)	Polarization (H/V)	Result
1649.5	-62.16	-13	-49.16	-65.04	2.62	5.5	Horizontal	Pass
2474.25	-61.37	-13	-48.37	-64.07	3.06	5.76	Horizontal	Pass
3299.0	-58.84	-13	-45.84	-63.21	3.3	7.67	Horizontal	Pass
1649.5	-64.84	-13	-51.84	-67.72	2.62	5.5	Vertical	Pass
2474.25	-61.75	-13	-48.75	-64.45	3.06	5.76	Vertical	Pass
3299.0	-57.48	-13	-44.48	-61.85	3.3	7.67	Vertical	Pass

LTE Band 26-Middle channel, Modulation: QPSK, Bandwidth:15MHz, 1RB#0								
Frequency (MHz)	EIRP (dBm)	Limit (dBm)	Over Limit (dB)	S.G. Power (dBm)	Cable Loss (dB)	Antenna Gain (dBi)	Polarization (H/V)	Result
1659.5	-64.49	-13	-51.49	-67.35	2.62	5.48	Horizontal	Pass
2489.25	-61.2	-13	-48.2	-63.92	3.07	5.79	Horizontal	Pass
3319.0	-58.67	-13	-45.67	-63.08	3.31	7.72	Horizontal	Pass
1659.5	-65.29	-13	-52.29	-68.15	2.62	5.48	Vertical	Pass
2489.25	-60.42	-13	-47.42	-63.14	3.07	5.79	Vertical	Pass
3319.0	-58.31	-13	-45.31	-62.72	3.31	7.72	Vertical	Pass

LTE Band 26-High channel, Modulation: QPSK, Bandwidth:15MHz, 1RB#0								
Frequency (MHz)	EIRP (dBm)	Limit (dBm)	Over Limit (dB)	S.G. Power (dBm)	Cable Loss (dB)	Antenna Gain (dBi)	Polarization (H/V)	Result
1669.5	-66.04	-13	-53.04	-68.86	2.63	5.45	Horizontal	Pass
2504.25	-61.82	-13	-48.82	-64.57	3.08	5.83	Horizontal	Pass
3339.0	-59.77	-13	-46.77	-64.22	3.32	7.77	Horizontal	Pass
1669.5	-62.83	-13	-49.83	-65.65	2.63	5.45	Vertical	Pass
2504.25	-62.58	-13	-49.58	-65.33	3.08	5.83	Vertical	Pass
3339.0	-58.34	-13	-45.34	-62.79	3.32	7.77	Vertical	Pass

SGS-CSTC Standards Technical Services Co., Ltd. Shenzhen Branch

SZEMC-TRF-01 Rev. A/1

Report No.: SZCR250700307902

Page: 34 of 39

LTE Band 38-Low channel, Modulation: QPSK, Bandwidth:20MHz, 1RB#0								
Frequency (MHz)	EIRP (dBm)	Limit (dBm)	Over Limit (dB)	S.G. Power (dBm)	Cable Loss (dB)	Antenna Gain (dBi)	Polarization (H/V)	Result
5142.0	-54.29	-25	-29.29	-59.9	4.62	10.23	Horizontal	Pass
7713.0	-55.68	-25	-30.68	-62.71	4.96	11.99	Horizontal	Pass
10284.0	-53.37	-25	-28.37	-60.94	5.51	13.08	Horizontal	Pass
5142.0	-54.31	-25	-29.31	-59.92	4.62	10.23	Vertical	Pass
7713.0	-57.26	-25	-32.26	-64.29	4.96	11.99	Vertical	Pass
10284.0	-55.91	-25	-30.91	-63.48	5.51	13.08	Vertical	Pass

LTE Band 38-Middle channel, Modulation: QPSK, Bandwidth:20MHz, 1RB#0								
Frequency (MHz)	EIRP (dBm)	Limit (dBm)	Over Limit (dB)	S.G. Power (dBm)	Cable Loss (dB)	Antenna Gain (dBi)	Polarization (H/V)	Result
5172.0	-56.35	-25	-31.35	-61.97	4.63	10.25	Horizontal	Pass
7758.0	-56.68	-25	-31.68	-63.76	4.96	12.04	Horizontal	Pass
10344.0	-54.6	-25	-29.6	-62.17	5.52	13.09	Horizontal	Pass
5172.0	-55.6	-25	-30.6	-61.22	4.63	10.25	Vertical	Pass
7758.0	-57.56	-25	-32.56	-64.64	4.96	12.04	Vertical	Pass
10344.0	-54.3	-25	-29.3	-61.87	5.52	13.09	Vertical	Pass

LTE Band 38-High channel, Modulation: QPSK, Bandwidth:20MHz, 1RB#0								
Frequency (MHz)	EIRP (dBm)	Limit (dBm)	Over Limit (dB)	S.G. Power (dBm)	Cable Loss (dB)	Antenna Gain (dBi)	Polarization (H/V)	Result
5202.0	-56.36	-25	-31.36	-62.0	4.63	10.27	Horizontal	Pass
7803.0	-56.48	-25	-31.48	-63.62	4.96	12.1	Horizontal	Pass
10404.0	-54.77	-25	-29.77	-62.35	5.52	13.1	Horizontal	Pass
5202.0	-54.73	-25	-29.73	-60.37	4.63	10.27	Vertical	Pass
7803.0	-57.44	-25	-32.44	-64.58	4.96	12.1	Vertical	Pass
10404.0	-53.62	-25	-28.62	-61.2	5.52	13.1	Vertical	Pass

SGS-CSTC Standards Technical Services Co., Ltd. Shenzhen Branch

SZEMC-TRF-01 Rev. A/1

Report No.: SZCR250700307902

Page:

35 of 39

LTE Band 41-Low channel, Modulation: QPSK, Bandwidth:20MHz, 1RB#0								
Frequency (MHz)	EIRP (dBm)	Limit (dBm)	Over Limit (dB)	S.G. Power (dBm)	Cable Loss (dB)	Antenna Gain (dBi)	Polarization (H/V)	Result
4994.0	-54.02	-25	-29.02	-59.58	4.57	10.13	Horizontal	Pass
7491.0	-57.34	-25	-32.34	-64.13	4.94	11.73	Horizontal	Pass
9988.0	-55.97	-25	-30.97	-63.55	5.46	13.04	Horizontal	Pass
4994.0	-54.53	-25	-29.53	-60.09	4.57	10.13	Vertical	Pass
7491.0	-55.56	-25	-30.56	-62.35	4.94	11.73	Vertical	Pass
9988.0	-54.9	-25	-29.9	-62.48	5.46	13.04	Vertical	Pass

LTE Band 41-Middle channel, Modulation: QPSK, Bandwidth:20MHz, 1RB#0								
Frequency (MHz)	EIRP (dBm)	Limit (dBm)	Over Limit (dB)	S.G. Power (dBm)	Cable Loss (dB)	Antenna Gain (dBi)	Polarization (H/V)	Result
5168.0	-55.8	-25	-30.8	-61.42	4.62	10.24	Horizontal	Pass
7752.0	-57.3	-25	-32.3	-64.38	4.96	12.04	Horizontal	Pass
10336.0	-55.37	-25	-30.37	-62.95	5.51	13.09	Horizontal	Pass
5168.0	-55.91	-25	-30.91	-61.53	4.62	10.24	Vertical	Pass
7752.0	-58.99	-25	-33.99	-66.07	4.96	12.04	Vertical	Pass
10336.0	-53.4	-25	-28.4	-60.98	5.51	13.09	Vertical	Pass

LTE Band 41-High channel, Modulation: QPSK, Bandwidth:20MHz, 1RB#0								
Frequency (MHz)	EIRP (dBm)	Limit (dBm)	Over Limit (dB)	S.G. Power (dBm)	Cable Loss (dB)	Antenna Gain (dBi)	Polarization (H/V)	Result
5342.0	-52.81	-25	-27.81	-58.48	4.68	10.35	Horizontal	Pass
8013.0	-56.48	-25	-31.48	-63.85	4.98	12.35	Horizontal	Pass
10684.0	-55.19	-25	-30.19	-62.74	5.63	13.18	Horizontal	Pass
5342.0	-55.05	-25	-30.05	-60.72	4.68	10.35	Vertical	Pass
8013.0	-58.11	-25	-33.11	-65.48	4.98	12.35	Vertical	Pass
10684.0	-57.61	-25	-32.61	-65.16	5.63	13.18	Vertical	Pass



Unless otherwise agreed in writing, this document is issued by the Company subject to its General Conditions of Service printed overleaf, available on request or accessible at <https://www.sgs.com/en/Terms-and-Conditions>. Attention is drawn to the limitation of liability, indemnification and jurisdiction issues defined therein. Any holder of this document is advised that information contained hereon reflects the Company's findings at the time of its intervention only and within the limits of Client's instructions, if any. The Company's sole responsibility is to its Client and this document does not exonerate parties to a transaction from exercising all their rights and obligations under the transaction documents. This document cannot be reproduced except in full, without prior written approval of the Company. Any unauthorized alteration, forgery or falsification of the content or appearance of this document is unlawful and offenders may be prosecuted to the fullest extent of the law. Unless otherwise stated the results shown in this test report refer only to the sample(s) tested and such sample(s) are retained for 30 days only.

Attention: To check the authenticity of testing /inspection report & certificate, please contact us at telephone: (86-755) 8307 1443, or email: CN.Doccheck@sgs.com

SGS-CSTC Standards Technical Services Co., Ltd.
Shenzhen Branch Technical Services Laboratory

No.1 Workshop, M-10, Middle Section, Science & Technology Park, Nanshan District, Shenzhen, Guangdong, China 518057 t (86-755) 26012053 f (86-755) 26710594 www.sgs.com.cn
中国·广东·深圳市南山区科技园中区M-10栋1号厂房 邮编:518057 t (86-755) 26012053 f (86-755) 26710594 sgs.china@sgs.com

SGS-CSTC Standards Technical Services Co., Ltd. Shenzhen Branch

SZEMC-TRF-01 Rev. A/1

Report No.: SZCR250700307902

Page: 36 of 39

LTE Band 66-Low channel, Modulation: QPSK, Bandwidth:20MHz, 1RB#0								
Frequency (MHz)	EIRP (dBm)	Limit (dBm)	Over Limit (dB)	S.G. Power (dBm)	Cable Loss (dB)	Antenna Gain (dBi)	Polarization (H/V)	Result
3422.0	-58.23	-13	-45.23	-62.85	3.36	7.98	Horizontal	Pass
5133.0	-55.11	-13	-42.11	-60.72	4.61	10.22	Horizontal	Pass
6844.0	-57.99	-13	-44.99	-64.02	4.9	10.93	Horizontal	Pass
3422.0	-58.81	-13	-45.81	-63.43	3.36	7.98	Vertical	Pass
5133.0	-55.56	-13	-42.56	-61.17	4.61	10.22	Vertical	Pass
6844.0	-56.68	-13	-43.68	-62.71	4.9	10.93	Vertical	Pass

LTE Band 66-Middle channel, Modulation: QPSK, Bandwidth:20MHz, 1RB#0								
Frequency (MHz)	EIRP (dBm)	Limit (dBm)	Over Limit (dB)	S.G. Power (dBm)	Cable Loss (dB)	Antenna Gain (dBi)	Polarization (H/V)	Result
3472.0	-56.8	-13	-43.8	-61.51	3.39	8.1	Horizontal	Pass
5208.0	-56.49	-13	-43.49	-62.12	4.64	10.27	Horizontal	Pass
6944.0	-55.7	-13	-42.7	-61.85	4.91	11.06	Horizontal	Pass
3472.0	-57.07	-13	-44.07	-61.78	3.39	8.1	Vertical	Pass
5208.0	-55.01	-13	-42.01	-60.64	4.64	10.27	Vertical	Pass
6944.0	-56.36	-13	-43.36	-62.51	4.91	11.06	Vertical	Pass

LTE Band 66-High channel, Modulation: QPSK, Bandwidth:20MHz, 1RB#0								
Frequency (MHz)	EIRP (dBm)	Limit (dBm)	Over Limit (dB)	S.G. Power (dBm)	Cable Loss (dB)	Antenna Gain (dBi)	Polarization (H/V)	Result
3522.0	-57.7	-13	-44.7	-62.48	3.42	8.2	Horizontal	Pass
5283.0	-56.12	-13	-43.12	-61.78	4.66	10.32	Horizontal	Pass
7044.0	-56.68	-13	-43.68	-62.94	4.92	11.18	Horizontal	Pass
3522.0	-56.66	-13	-43.66	-61.44	3.42	8.2	Vertical	Pass
5283.0	-53.74	-13	-40.74	-59.4	4.66	10.32	Vertical	Pass
7044.0	-55.84	-13	-42.84	-62.1	4.92	11.18	Vertical	Pass

SGS-CSTC Standards Technical Services Co., Ltd. Shenzhen Branch

SZEMC-TRF-01 Rev. A/1

Report No.: SZCR250700307902

Page:

37 of 39

LTE Band 71-Low channel, Modulation: QPSK, Bandwidth:20MHz, 1RB#0								
Frequency (MHz)	EIRP (dBm)	Limit (dBm)	Over Limit (dB)	S.G. Power (dBm)	Cable Loss (dB)	Antenna Gain (dBi)	Polarization (H/V)	Result
1328.0	-63.4	-13	-50.4	-65.79	2.4	4.79	Horizontal	Pass
1992.0	-62.41	-13	-49.41	-64.33	2.72	4.64	Horizontal	Pass
2656.0	-59.46	-13	-46.46	-62.52	3.1	6.16	Horizontal	Pass
1328.0	-64.51	-13	-51.51	-66.9	2.4	4.79	Vertical	Pass
1992.0	-61.6	-13	-48.6	-63.52	2.72	4.64	Vertical	Pass
2656.0	-58.66	-13	-45.66	-61.72	3.1	6.16	Vertical	Pass

LTE Band 71-Middle channel, Modulation: QPSK, Bandwidth:20MHz, 1RB#0								
Frequency (MHz)	EIRP (dBm)	Limit (dBm)	Over Limit (dB)	S.G. Power (dBm)	Cable Loss (dB)	Antenna Gain (dBi)	Polarization (H/V)	Result
1348.0	-65.72	-13	-52.72	-68.22	2.42	4.92	Horizontal	Pass
2022.0	-63.17	-13	-50.17	-65.1	2.74	4.67	Horizontal	Pass
2696.0	-59.18	-13	-46.18	-62.32	3.11	6.25	Horizontal	Pass
1348.0	-65.24	-13	-52.24	-67.74	2.42	4.92	Vertical	Pass
2022.0	-63.63	-13	-50.63	-65.56	2.74	4.67	Vertical	Pass
2696.0	-58.85	-13	-45.85	-61.99	3.11	6.25	Vertical	Pass

LTE Band 71-High channel, Modulation: QPSK, Bandwidth:20MHz, 1RB#0								
Frequency (MHz)	EIRP (dBm)	Limit (dBm)	Over Limit (dB)	S.G. Power (dBm)	Cable Loss (dB)	Antenna Gain (dBi)	Polarization (H/V)	Result
1358.0	-63.22	-13	-50.22	-65.77	2.43	4.98	Horizontal	Pass
2037.0	-61.49	-13	-48.49	-63.45	2.75	4.71	Horizontal	Pass
2716.0	-58.25	-13	-45.25	-61.44	3.11	6.3	Horizontal	Pass
1358.0	-62.07	-13	-49.07	-64.62	2.43	4.98	Vertical	Pass
2037.0	-60.41	-13	-47.41	-62.37	2.75	4.71	Vertical	Pass
2716.0	-58.42	-13	-45.42	-61.61	3.11	6.3	Vertical	Pass

Note: All modes have been tested and we found QPSK test mode has the worst test result. Only record the worst test result.



Unless otherwise agreed in writing, this document is issued by the Company subject to its General Conditions of Service printed overleaf, available on request or accessible at <https://www.sgs.com/en/Terms-and-Conditions>. Attention is drawn to the limitation of liability, indemnification and jurisdiction issues defined therein. Any holder of this document is advised that information contained hereon reflects the Company's findings at the time of its intervention only and within the limits of Client's instructions, if any. The Company's sole responsibility is to its Client and this document does not exonerate parties to a transaction from exercising all their rights and obligations under the transaction documents. This document cannot be reproduced except in full, without prior written approval of the Company. Any unauthorized alteration, forgery or falsification of the content or appearance of this document is unlawful and offenders may be prosecuted to the fullest extent of the law. Unless otherwise stated the results shown in this test report refer only to the sample(s) tested and such sample(s) are retained for 30 days only.

Attention: To check the authenticity of testing / inspection report & certificate, please contact us at telephone: (86-755) 8307 1443, or email: CN.Doccheck@sgs.com

SGS-CSTC Standards Technical Services Co., Ltd.
Shenzhen Branch Technical Services Laboratory

No.1 Workshop, M-10, Middle Section, Science & Technology Park, Nanshan District, Shenzhen, Guangdong, China 518057 t (86-755) 26012053 f (86-755) 26710594 www.sgs.com.cn
中国·广东·深圳市南山区科技园中区M-10栋1号厂房 邮编:518057 t (86-755) 26012053 f (86-755) 26710594 sgs.china@sgs.com

6.7 Frequency stability

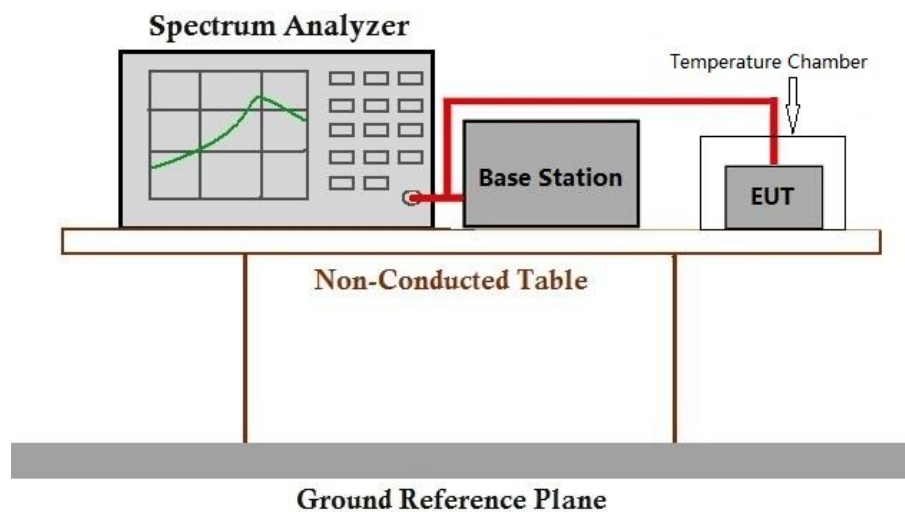
Test Requirement: \$2.1055, \$22.355, \$24.235, \$27.54, \$90.213
 Test Method: ANSI C63.26-2015, KDB 971168 D01 v03r01
 Limit: $\leq \pm 2.5\text{ppm}$.

6.7.1 E.U.T. Operation

Operating Environment:

Temperature: 20.5 °C Humidity: 43.5 % RH Atmospheric Pressure: 1020 mbar
 Test mode 32: TX mode_Keep the EUT in transmitting mode

6.7.2 Test Setup Diagram



6.7.3 Measurement Data

Please refer to Appendix for LTE test data.

7 Test Setup Photo

Refer to Appendix - Test Setup Photo for SZCR2507003079MO

8 EUT Constructional Details (EUT Photos)

Refer to Appendix – External and Internal Photos for SZCR2507003079MO

- End of the Report -

