

QUICK START GUIDE

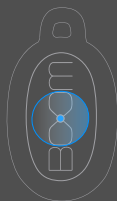
WHAT'S IN THE BOX:

- URCHIN Speaker
- Interchangeable Silicone Skin
- USB Power Supply and Micro USB Cable
- AUX Input Cable
- Adhesive Screw
- Suction Cup
- Carabiner

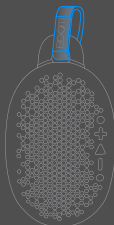
READY FOR ANYTHING™:

The URCHIN is ready for all your on the go needs, from listening to music to answering your phone. It is water**, shock, and dust resistant. Take it with you in the shower, to the beach, on a hike, or attach it to your bike handle. The URCHIN's looped handle design and threaded insert allows for many different attachment methods. Use the included accessories shown below or use household items like a rope or zipties. Check out other optional attachment methods and other color options for the removable silicone skin at shop.boommovement.com.

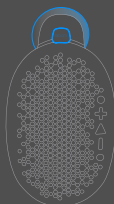
Adhesive Screw



Carabiner



Suction Cup



WARRANTY:

We want you to have the best possible experience with your BOOM Product. If you experience any issues with the product, please let us know. For full information on warranty coverage, please visit us on the web at boommovement.com/support

** Water Resistant: IPX4
Splashing water for up to 5 minutes

QUICK START GUIDE

POWERING THE URCHIN:

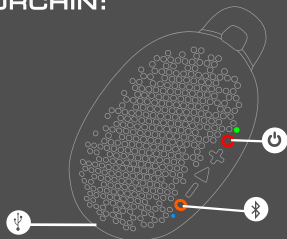
To turn ON the URCHIN, press and hold the power button (pictured in red) for 2 seconds. The power LED, located to the right of the power button, will turn solid green when the Urchin is ON.

To turn OFF the URCHIN, press and hold the power button for 2 seconds. The power LED will flash green and turn off when the Urchin is OFF.

To CHARGE the URCHIN, plug the Micro USB cable into the input behind the port door. The power LED will turn red to indicate the URCHIN is charging. When charging is complete, the power LED will turn off.

PAIRING WITH THE URCHIN:

To pair your device with the URCHIN, press and hold the Bluetooth button (pictured in orange) for 3 seconds. The Bluetooth LED, located to the left of the Bluetooth button, will flash blue when the URCHIN is in pairing mode. In the settings on your device, select "Urchin R4A" and connect. Once your device has paired successfully, the URCHIN will make a tone and the Bluetooth LED will turn solid blue.



USING THE URCHIN:



Volume Up

Press Once:
Play / Pause

Answer / Hangup
Phone Call



Press Twice:
Track Forward

Press Three Times:
Track Back



Volume Down

