




Photograph 1. Conducted Emissions, Test Setup




Photograph 2. Radiated Emissions, Test Setup, 30 MHz – 1 GHz, PoE Adapter



Photograph 3. Radiated Emissions, Test Setup, Above 1 GHz, PoE Adapter




Photograph 4. Radiated Emissions, Test Setup, 30 MHz – 1 GHz, DC Adapter




Photograph 5. Radiated Emissions, Test Setup, Above 1 GHz, DC Adapter




Photograph 6. Conducted Emissions, 15.207(a), Test Setup




Photograph 7. Radiated Spurious Emissions, Test Setup, 30 MHz – 1 GHz, 5 dBi Omni



Photograph 8. Radiated Spurious Emissions, Test Setup, 1 GHz – 18 GHz, 5 dBi Omni



Photograph 9. Radiated Spurious Emissions, Test Setup, 30 MHz – 1 GHz, 19 dBi Patch



Photograph 10. Radiated Spurious Emissions, Test Setup, 1 GHz – 18 GHz, 19 dBi Patch