



15 Exhibit B - Test Setup Photographs


15.1 Radiated Emission below 1 GHz Front View @ACC-ANT-ABGN230-N





15.2 Radiated Emission below 1 GHz Rear View @ACC-ANT-ABGN230-N





15.3 Radiated Emission above 1 GHz Front View @ACC-ANT-ABGN230-N**15.4 Radiated Emission above 1 GHz Rear View @ACC-ANT-ABGN230-N**


15.5 Radiated Emission below 1 GHz Front View @ACC-ANT-06ABGN-0607-PT**15.6 Radiated Emission below 1 GHz Rear View @ACC-ANT-06ABGN-0607-PT**


15.7 Radiated Emission above 1 GHz Front View @ACC-ANT-06ABGN-0607-PT**15.8 Radiated Emission above 1 GHz Rear View @ACC-ANT-06ABGN-0607-PT**



15.9 Radiated Emission below 1 GHz Front View @ACC-ANT-BG080-NM**15.10 Radiated Emission below 1 GHz Rear View @ACC-ANT-BG080-NM**

15.11 Radiated Emission above 1 GHz Front View @ACC-ANT-BG080-NM**15.12 Radiated Emission above 1 GHz Rear View @ACC-ANT-BG080-NM**

15.13 Radiated Emission below 1 GHz Front View @ACC-ANT-A080-NM-1**15.14 Radiated Emission below 1 GHz Rear View @ACC-ANT-A080-NM-1**

15.15 Radiated Emission above 1 GHz Front View @ACC-ANT-A080-NM-1**15.16 Radiated Emission above 1 GHz Rear View @ACC-ANT-A080-NM-1**


15.17 Radiated Emission below 1 GHz Front View @MERU-ANT-PI622**15.18 Radiated Emission below 1 GHz Rear View @MERU-ANT-PI622**

15.19 Radiated Emission above 1 GHz Front View @ACC-ANT-A080-NM-1**15.20 Radiated Emission above 1 GHz Rear View @ACC-ANT-A080-NM-1**

15.21 Conducted Emission Front View @ACC-ANT-ABGN230-W



15.22 Conducted Emission side View @ACC-ANT-ABGN230-W



15.23 Conducted Emission Front View @ACC-ANT-A080-NM-2



15.24 Conducted Emission side View @ACC-ANT-A080-NM-2

