

1. TEST SETUP PHOTOGRAPHS

1.1. Photo of Radiated Emission Measurement (Z Position)




Fig.1




Fig.2

1.2. Photo of Power Line Conducted Emission Measurement




Fig.1