


Appendix D. Photographs of EUT and Setup

The photographs of EUT and setup for SAR testing are shown as follows.


<Photographs of EUT>




Front Face of EUT



Rear Face of EUT




Front Face of Antenna




Rear Face of Antenna

<Photographs of Module SAR Test Setup>




Front Face of EUT Tested at 5 mm



Rear Face of EUT Tested at 5 mm



Left Side of EUT Tested at 5 mm



Right Side of EUT Tested at 5 mm



Top Side of EUT Tested at 5 mm



Bottom Side of EUT Tested at 5 mm