


Electronic label

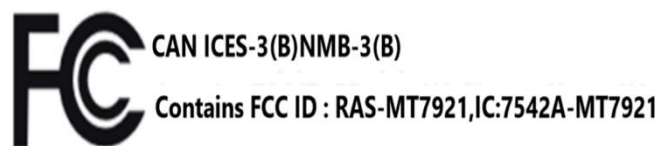


Electronic label location

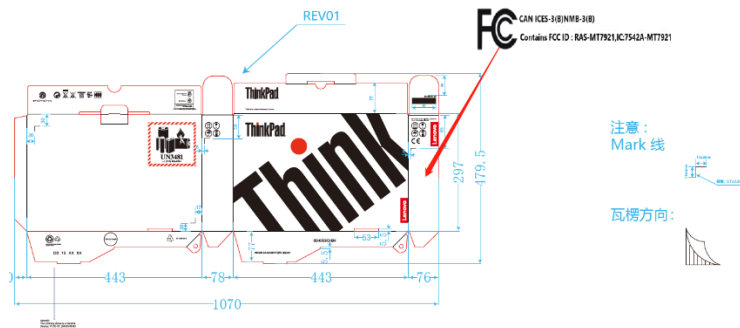


1. The E-label information be accessed through the following steps
 - Restart the computer. When the logo screen is displayed, press F9. The E-label screen is displayed.
 - Restart the computer. When the logo screen is displayed, press Enter or tap the prompt to enter the Startup Interrupt menu. Then, press F9 or tap the Regulatory Information option. The E-label screen is displayed.
2. The end user can access the electronic label without requiring special access codes, permissions or SIM/USIM card.
3. The information of E-label is programmed by Lenovo, and can't be modified by any third party.
4. The customer declared that packaging will contain the information (Figure 1) that meets the regulatory required when time of importation. Please refer to the figure below.

Figure 1:



location:



5. The physical labels please refer to the next page.