
Appendix A. System Check Data

Test Laboratory: DEKRA

Date: 2024/12/04

System Performance Check_2450MHz-Head**DUT: Dipole 2450 MHz; Type: D2450V2**

Communication System: UID 0, CW; Frequency: 2450 MHz

Communication System PAR: 0 dB

Medium parameters used: $f = 2450$ MHz; $\sigma = 1.83$ S/m; $\epsilon_r = 40.51$; $\rho = 1000$ kg/m³

Phantom section: Flat Section

Measurement Standard: DASYS (IEEE/IEC/ANSI C63.19-2011)

DASY Configuration:

- Probe: EX3DV4 - SN3979; ConvF(6.39, 8.11, 6.76) @ 2450 MHz; Calibrated: 2024/11/20
- Sensor-Surface: 1.4mm (Mechanical Surface Detection)
- Electronics: DAE4 Sn1425; Calibrated: 2024/11/18
- Phantom: ELI 5.0; Type: QDOVA002AA; Serial: 1199
- Measurement SW: DASYS2, Version 52.10 (4);

Configuration/2450MHz-Head/Area Scan (8x9x1): Measurement grid: dx=12mm, dy=12mm

Maximum value of SAR (measured) = 20.6 W/kg

Configuration/2450MHz-Head/Zoom Scan (7x7x7)/Cube 0: Measurement grid: dx=5mm, dy=5mm, dz=5mm

Reference Value = 112.8 V/m; Power Drift = 0.11 dB

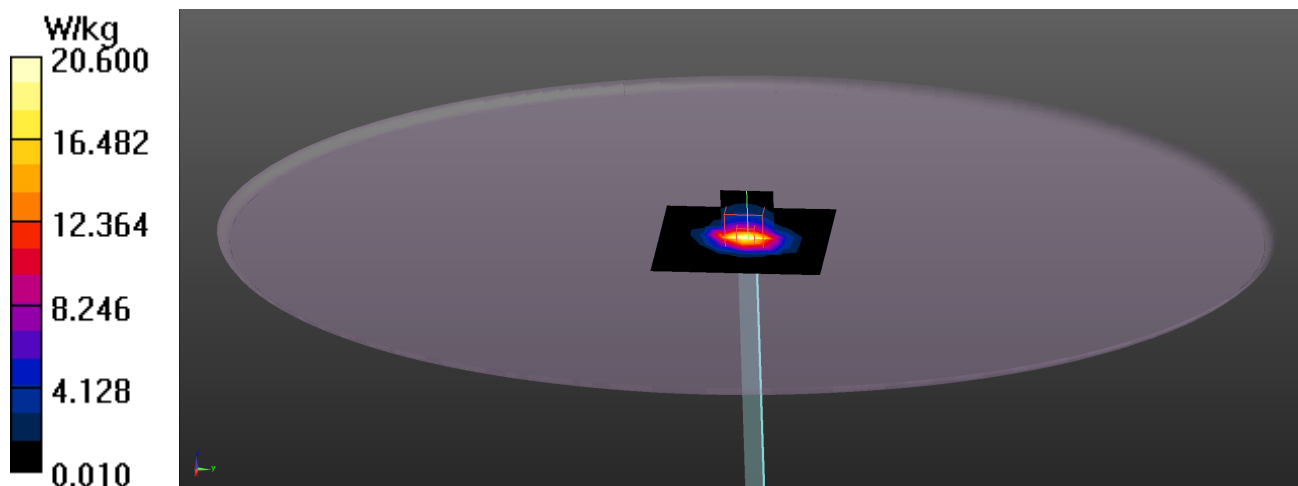
Peak SAR (extrapolated) = 25.6 W/kg

SAR(1 g) = 13.7 W/kg; SAR(10 g) = 6.55 W/kg

Smallest distance from peaks to all points 3 dB below = 9 mm

Ratio of SAR at M2 to SAR at M1 = 50.4%

Maximum value of SAR (measured) = 22.4 W/kg



Test Laboratory: DEKRA

Date: 2024/12/05

System Performance Check_5250MHz-Head**DUT: D5GHzV2; Type: D5GHzV2**

Communication System: UID 0, CW; Frequency: 5250 MHz

Communication System PAR: 0 dB

Medium parameters used: $f = 5250$ MHz; $\sigma = 4.76$ S/m; $\epsilon_r = 37.01$; $\rho = 1000$ kg/m³

Phantom section: Flat Section

Measurement Standard: DASY5 (IEEE/IEC/ANSI C63.19-2011)

DASY Configuration:

- Probe: EX3DV4 - SN3979; ConvF(4.53, 5.75, 4.8) @ 5250 MHz; Calibrated: 2024/11/20
- Sensor-Surface: 1.4mm (Mechanical Surface Detection)
- Electronics: DAE4 Sn1425; Calibrated: 2024/11/18
- Phantom: ELI 5.0; Type: QDOVA002AA; Serial: 1199
- Measurement SW: DASY52, Version 52.10 (4);

Configuration/5250MHz-Head/Area Scan (8x8x1): Measurement grid: dx=10mm, dy=10mm

Maximum value of SAR (measured) = 12.6 W/kg

Configuration/5250MHz-Head/Zoom Scan (7x7x7)/Cube 0: Measurement grid: dx=4mm, dy=4mm, dz=1.4mm

Reference Value = 70.60 V/m; Power Drift = 0.08 dB

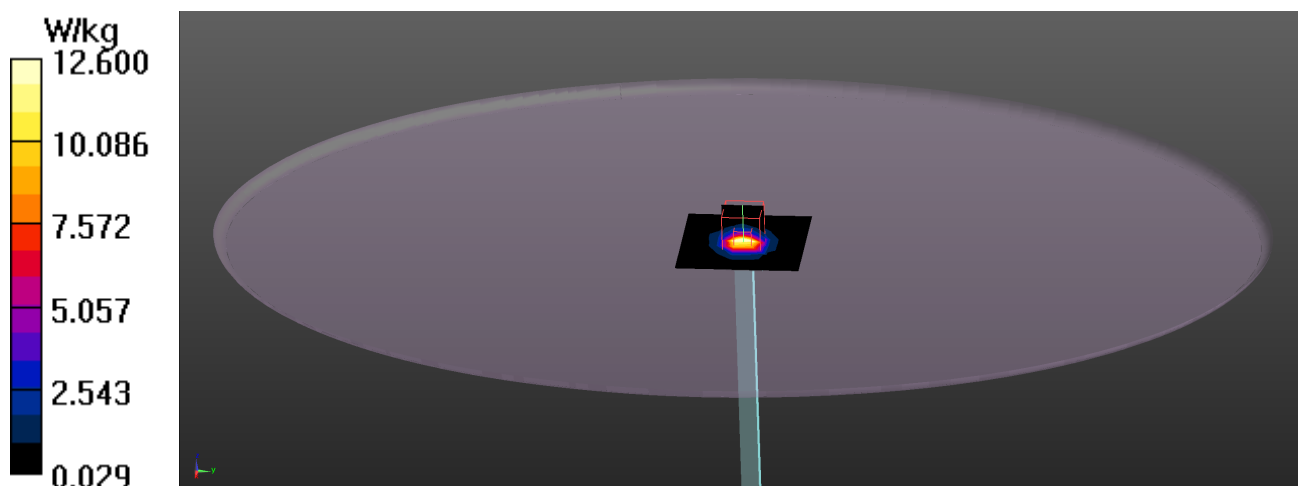
Peak SAR (extrapolated) = 26.5 W/kg

SAR(1 g) = 8.13 W/kg; SAR(10 g) = 2.39 W/kg

Smallest distance from peaks to all points 3 dB below = 7.2 mm

Ratio of SAR at M2 to SAR at M1 = 66.8%

Maximum value of SAR (measured) = 19.9 W/kg



Test Laboratory: DEKRA

Date: 2024/12/05

System Performance Check_5600MHz-Head

DUT: D5GHzV2; Type: D5GHzV2

Communication System: UID 0, CW; Frequency: 5600 MHz

Communication System PAR: 0 dB

Medium parameters used: $f = 5600$ MHz; $\sigma = 5.24$ S/m; $\epsilon_r = 36.04$; $\rho = 1000$ kg/m³

Phantom section: Flat Section

Measurement Standard: DASY5 (IEEE/IEC/ANSI C63.19-2011)

DASY Configuration:

- Probe: EX3DV4 - SN3979; ConvF(4.33, 5.49, 4.58) @ 5600 MHz; Calibrated: 2024/11/20
- Sensor-Surface: 1.4mm (Mechanical Surface Detection)
- Electronics: DAE4 Sn1425; Calibrated: 2024/11/18
- Phantom: ELI 5.0; Type: QDOVA002AA; Serial: 1199
- Measurement SW: DASY52, Version 52.10 (4);

Configuration/5600MHz-Head/Area Scan (8x8x1): Measurement grid: dx=10mm, dy=10mm
 Maximum value of SAR (measured) = 14.5 W/kg

Configuration/5600MHz-Head/Zoom Scan (7x7x7)/Cube 0: Measurement grid: dx=4mm, dy=4mm, dz=1.4mm

Reference Value = 70.95 V/m; Power Drift = 0.08 dB

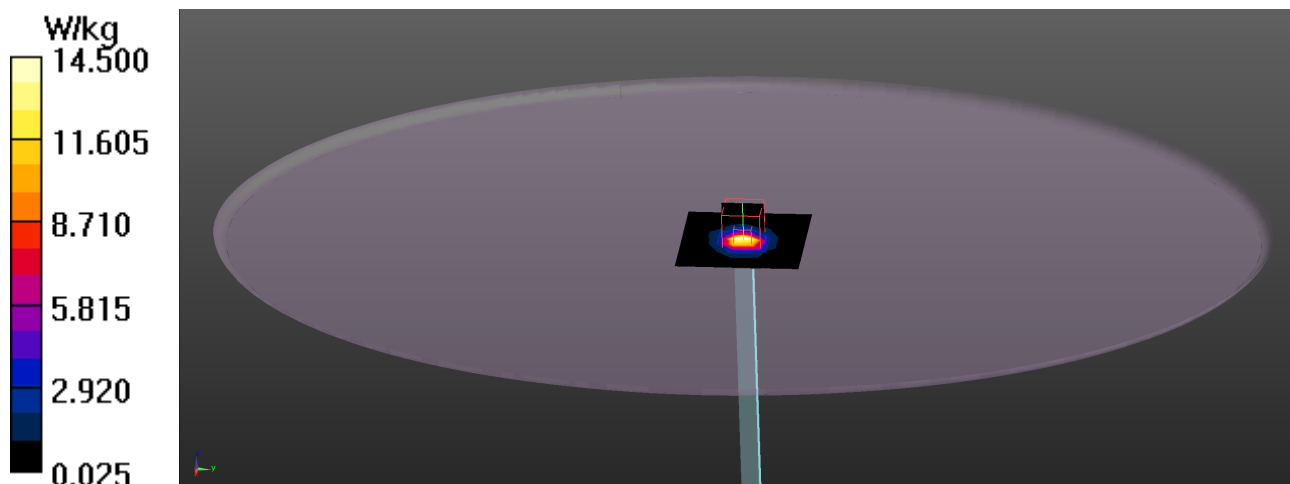
Peak SAR (extrapolated) = 30.5 W/kg

SAR(1 g) = 8.45 W/kg; SAR(10 g) = 2.41 W/kg

Smallest distance from peaks to all points 3 dB below = 7.4 mm

Ratio of SAR at M2 to SAR at M1 = 64.2%

Maximum value of SAR (measured) = 22.7 W/kg



Test Laboratory: DEKRA

Date: 2024/12/05

System Performance Check_5800MHz-Head**DUT: D5GHzV2; Type: D5GHzV2**

Communication System: UID 0, CW; Frequency: 5800 MHz

Communication System PAR: 0 dB

Medium parameters used: $f = 5800$ MHz; $\sigma = 5.51$ S/m; $\epsilon_r = 35.49$; $\rho = 1000$ kg/m³

Phantom section: Flat Section

Measurement Standard: DASY5 (IEEE/IEC/ANSI C63.19-2011)

DASY Configuration:

- Probe: EX3DV4 - SN3979; ConvF(4.23, 5.36, 4.47) @ 5800 MHz; Calibrated: 2024/11/20
- Sensor-Surface: 1.4mm (Mechanical Surface Detection)
- Electronics: DAE4 Sn1425; Calibrated: 2024/11/18
- Phantom: ELI 5.0; Type: QDOVA002AA; Serial: 1199
- Measurement SW: DASY52, Version 52.10 (4);

Configuration/5800MHz-Head/Area Scan (8x8x1): Measurement grid: dx=10mm, dy=10mm

Maximum value of SAR (measured) = 13.5 W/kg

Configuration/5800MHz-Head/Zoom Scan (7x7x7)/Cube 0: Measurement grid: dx=4mm, dy=4mm, dz=1.4mm

Reference Value = 67.58 V/m; Power Drift = 0.06 dB

Peak SAR (extrapolated) = 32.0 W/kg

SAR(1 g) = 8.29 W/kg; SAR(10 g) = 2.4 W/kg

Smallest distance from peaks to all points 3 dB below = 7.2 mm

Ratio of SAR at M2 to SAR at M1 = 64.2%

Maximum value of SAR (measured) = 21.1 W/kg

