

---

## Appendix A. System Check Data

Test Laboratory: DEKRA

Date: 2024/11/21

**System Performance Check\_2450MHz-Head****DUT: Dipole 2450 MHz; Type: D2450V2**

Communication System: UID 0, CW; Frequency: 2450 MHz

Communication System PAR: 0 dB

Medium parameters used:  $f = 2450$  MHz;  $\sigma = 1.8$  S/m;  $\epsilon_r = 39.18$ ;  $\rho = 1000$  kg/m<sup>3</sup>

Phantom section: Flat Section

Measurement Standard: DASYS (IEEE/IEC/ANSI C63.19-2011)

**DASY Configuration:**

- Probe: EX3DV4 - SN3801; ConvF(7.41, 7.41, 7.41) @ 2450 MHz; Calibrated: 2024/06/20
- Sensor-Surface: 1.4mm (Mechanical Surface Detection)
- Electronics: DAE4 Sn1305; Calibrated: 2024/04/18
- Phantom: SAM with left table; Type: SAM;
- Measurement SW: DASYS2, Version 52.10 (4);

**Configuration/2450MHz-Head/Area Scan (8x9x1):** Measurement grid: dx=12mm, dy=12mm  
Maximum value of SAR (measured) = 18.6 W/kg**Configuration/2450MHz-Head/Zoom Scan (7x7x7)/Cube 0:** Measurement grid: dx=5mm, dy=5mm, dz=5mm

Reference Value = 115.7 V/m; Power Drift = 0.04 dB

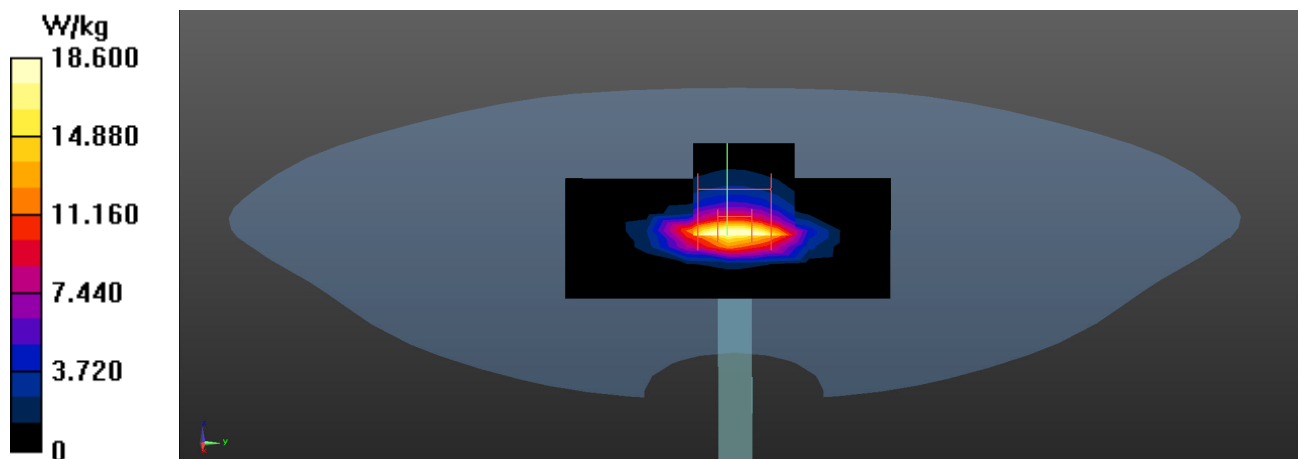
Peak SAR (extrapolated) = 27.4 W/kg

**SAR(1 g) = 13.1 W/kg; SAR(10 g) = 6.11 W/kg**

Smallest distance from peaks to all points 3 dB below = 9 mm

Ratio of SAR at M2 to SAR at M1 = 48.8%

Maximum value of SAR (measured) = 22.0 W/kg



Test Laboratory: DEKRA

Date: 2024/11/24

**System Performance Check\_5250MHz-Head****DUT: Dipole 5GHz; Type: D5GHzV2**

Communication System: UID 0, CW; Frequency: 5250 MHz

Communication System PAR: 0 dB

Medium parameters used:  $f = 5250$  MHz;  $\sigma = 4.69$  S/m;  $\epsilon_r = 36.35$ ;  $\rho = 1000$  kg/m<sup>3</sup>

Phantom section: Flat Section

Measurement Standard: DASYS (IEEE/IEC/ANSI C63.19-2011)

**DASY Configuration:**

- Probe: EX3DV4 - SN3801; ConvF(5.23, 5.23, 5.23) @ 5250 MHz; Calibrated: 2024/06/20
- Sensor-Surface: 1.4mm (Mechanical Surface Detection)
- Electronics: DAE4 Sn1305; Calibrated: 2024/04/18
- Phantom: SAM with left table; Type: SAM;
- Measurement SW: DASYS2, Version 52.10 (4);

**Configuration/5250MHz-Head/Area Scan (8x8x1):** Measurement grid: dx=10mm, dy=10mm  
Maximum value of SAR (measured) = 12.4 W/kg**Configuration/5250MHz-Head/Zoom Scan (7x7x7)/Cube 0:** Measurement grid: dx=4mm, dy=4mm, dz=1.4mm

Reference Value = 70.30 V/m; Power Drift = 0.15 dB

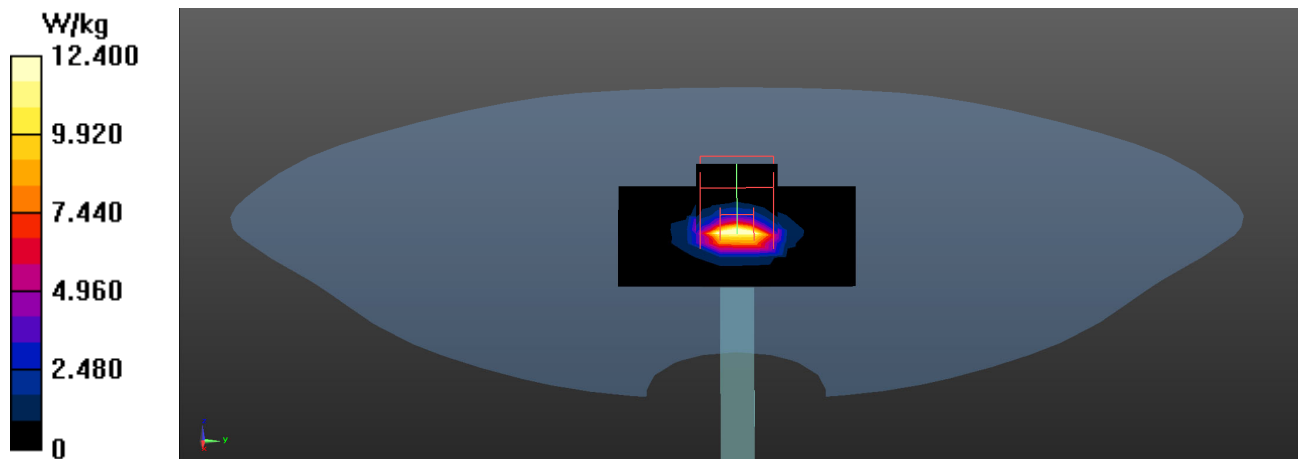
Peak SAR (extrapolated) = 29.3 W/kg

**SAR(1 g) = 7.66 W/kg; SAR(10 g) = 2.21 W/kg**

Smallest distance from peaks to all points 3 dB below = 7.2 mm

Ratio of SAR at M2 to SAR at M1 = 65.3%

Maximum value of SAR (measured) = 19.1 W/kg



Test Laboratory: DEKRA

Date: 2024/11/24

**System Performance Check\_5600MHz-Head****DUT: Dipole 5GHz; Type: D5GHzV2**

Communication System: UID 0, CW; Frequency: 5600 MHz

Communication System PAR: 0 dB

Medium parameters used:  $f = 5600$  MHz;  $\sigma = 5.14$  S/m;  $\epsilon_r = 35.38$ ;  $\rho = 1000$  kg/m<sup>3</sup>

Phantom section: Flat Section

Measurement Standard: DASYS (IEEE/IEC/ANSI C63.19-2011)

**DASY Configuration:**

- Probe: EX3DV4 - SN3801; ConvF(4.63, 4.63, 4.63) @ 5600 MHz; Calibrated: 2024/06/20
- Sensor-Surface: 1.4mm (Mechanical Surface Detection)
- Electronics: DAE4 Sn1305; Calibrated: 2024/04/18
- Phantom: SAM with left table; Type: SAM;
- Measurement SW: DASYS2, Version 52.10 (4);

**Configuration/5600MHz-Head/Area Scan (8x8x1):** Measurement grid: dx=10mm, dy=10mm  
Maximum value of SAR (measured) = 16.0 W/kg**Configuration/5600MHz-Head/Zoom Scan (7x7x7)/Cube 0:** Measurement grid: dx=4mm, dy=4mm, dz=1.4mm

Reference Value = 70.73 V/m; Power Drift = 0.18 dB

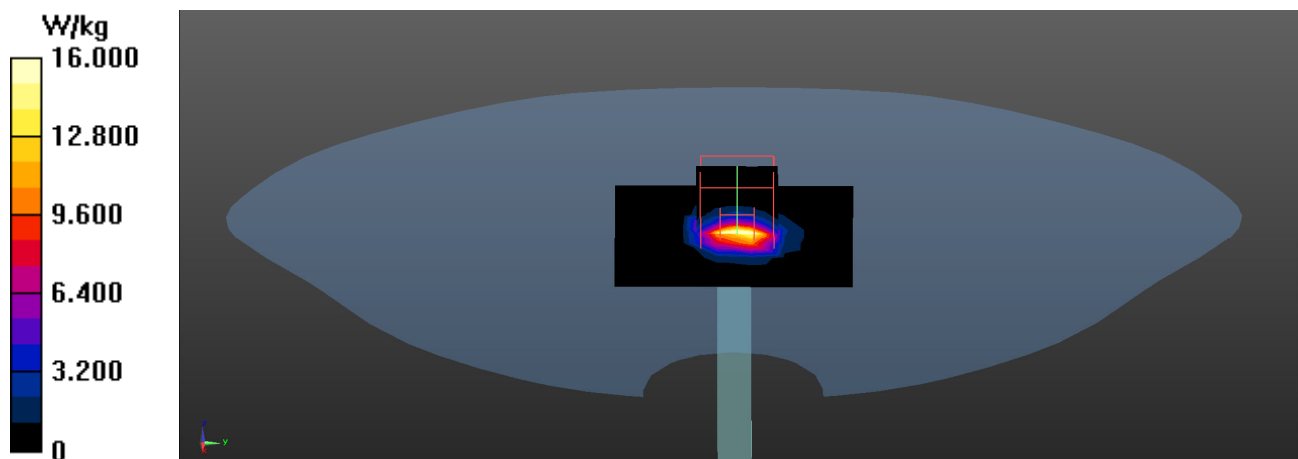
Peak SAR (extrapolated) = 33.5 W/kg

**SAR(1 g) = 8.29 W/kg; SAR(10 g) = 2.31 W/kg**

Smallest distance from peaks to all points 3 dB below = 7.2 mm

Ratio of SAR at M2 to SAR at M1 = 61.5%

Maximum value of SAR (measured) = 22.0 W/kg



Test Laboratory: DEKRA

Date: 2024/11/24

**System Performance Check\_5800MHz-Head****DUT: Dipole 5GHz; Type: D5GHzV2**

Communication System: UID 0, CW; Frequency: 5800 MHz

Communication System PAR: 0 dB

Medium parameters used:  $f = 5800$  MHz;  $\sigma = 5.41$  S/m;  $\epsilon_r = 34.83$ ;  $\rho = 1000$  kg/m<sup>3</sup>

Phantom section: Flat Section

Measurement Standard: DASYS (IEEE/IEC/ANSI C63.19-2011)

**DASY Configuration:**

- Probe: EX3DV4 - SN3801; ConvF(4.89, 4.89, 4.89) @ 5800 MHz; Calibrated: 2024/06/20
- Sensor-Surface: 1.4mm (Mechanical Surface Detection)
- Electronics: DAE4 Sn1305; Calibrated: 2024/04/18
- Phantom: SAM with left table; Type: SAM;
- Measurement SW: DASYS2, Version 52.10 (4);

**Configuration/5800MHz-Head/Area Scan (8x8x1):** Measurement grid: dx=10mm, dy=10mm  
Maximum value of SAR (measured) = 11.9 W/kg**Configuration/5800MHz-Head/Zoom Scan (7x7x7)/Cube 0:** Measurement grid: dx=4mm, dy=4mm, dz=1.4mm

Reference Value = 67.86 V/m; Power Drift = -0.02 dB

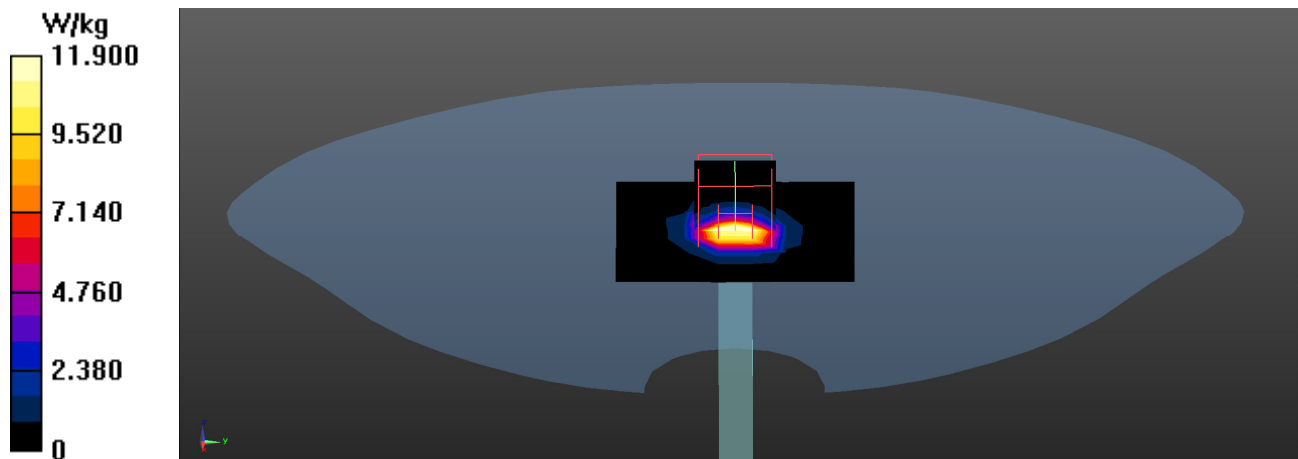
Peak SAR (extrapolated) = 34.4 W/kg

**SAR(1 g) = 7.91 W/kg; SAR(10 g) = 2.25 W/kg**

Smallest distance from peaks to all points 3 dB below = 7.2 mm

Ratio of SAR at M2 to SAR at M1 = 61%

Maximum value of SAR (measured) = 19.7 W/kg



Test Laboratory: DEKRA

Date: 2024/11/28

**System Performance Check\_5800MHz-Head****DUT: Dipole 5GHz; Type: D5GHzV2**

Communication System: UID 0, CW; Frequency: 5800 MHz

Communication System PAR: 0 dB

Medium parameters used:  $f = 5800$  MHz;  $\sigma = 5.38$  S/m;  $\epsilon_r = 34.8$ ;  $\rho = 1000$  kg/m<sup>3</sup>

Phantom section: Flat Section

Measurement Standard: DASYS (IEEE/IEC/ANSI C63.19-2011)

**DASY Configuration:**

- Probe: EX3DV4 - SN7631; ConvF(5.14, 5.14, 5.14) @ 5800 MHz; Calibrated: 2024/02/21
- Sensor-Surface: 1.4mm (Mechanical Surface Detection)
- Electronics: DAE4 Sn1651; Calibrated: 2024/02/15
- Phantom: Twin-SAM V8.0; Type: QD 000 P41 AA; Serial: 2030
- Measurement SW: DASYS2, Version 52.10 (4); SEMCAD X Version 14.6.14 (7501)

**Configuration/5800MHz-Head/Area Scan (8x8x1):** Measurement grid: dx=10mm, dy=10mm  
Maximum value of SAR (measured) = 14.7 W/kg**Configuration/5800MHz-Head/Zoom Scan (7x7x7)/Cube 0:** Measurement grid: dx=4mm, dy=4mm, dz=1.4mm

Reference Value = 73.47 V/m; Power Drift = 0.06 dB

Peak SAR (extrapolated) = 34.5 W/kg

**SAR(1 g) = 8.12 W/kg; SAR(10 g) = 2.29 W/kg**

Smallest distance from peaks to all points 3 dB below = 7.4 mm

Ratio of SAR at M2 to SAR at M1 = 58.9%

Maximum value of SAR (measured) = 24.1 W/kg

