

Appendix B - System Performance Check Plots

Date: 2022/12/1

System Performance Check at 2450 MHz

DUT: D2450V2_SN712

Communication System: UID 0, CW (0); Frequency: 2450 MHz; Duty Cycle: 1:1

Medium parameters used (interpolated): $f = 2450$ MHz; $\sigma = 1.774$ S/m; $\epsilon_r = 40.214$; $\rho = 1000$ kg/m³

Phantom section: Flat Section

Measurement Standard: DASY5 (IEEE/IEC/ANSI C63.19-2007)

DASY5.2 Configuration:

- Area Scan setting - Find Secondary Maximum Within: 2.0dB and with a peak SAR value greater than 0.5 W/Kg
- Probe: EX3DV4 - SN3977; ConvF(7.44, 7.44, 7.44) @ 2450 MHz; Calibrated: 2022/7/26
- Sensor-Surface: 1.4mm (Mechanical Surface Detection)
- Electronics: DAE4 Sn779; Calibrated: 2022/7/19
- Phantom: ELI; Type: QD OVA 001 BB; Serial: 1036
- Measurement SW: DASY52, Version 52.10 (4); SEMCAD X Version 14.6.14 (7501)

System Performance Check at 2450MHz/Area Scan (81x81x1): Interpolated grid: dx=1.200 mm, dy=1.200 mm
Maximum value of SAR (interpolated) = 4.28 W/kg

System Performance Check at 2450MHz/Zoom Scan (7x7x7)/Cube 0: Measurement grid: dx=5mm, dy=5mm, dz=5mm

Reference Value = 50.65 V/m; Power Drift = -0.11 dB

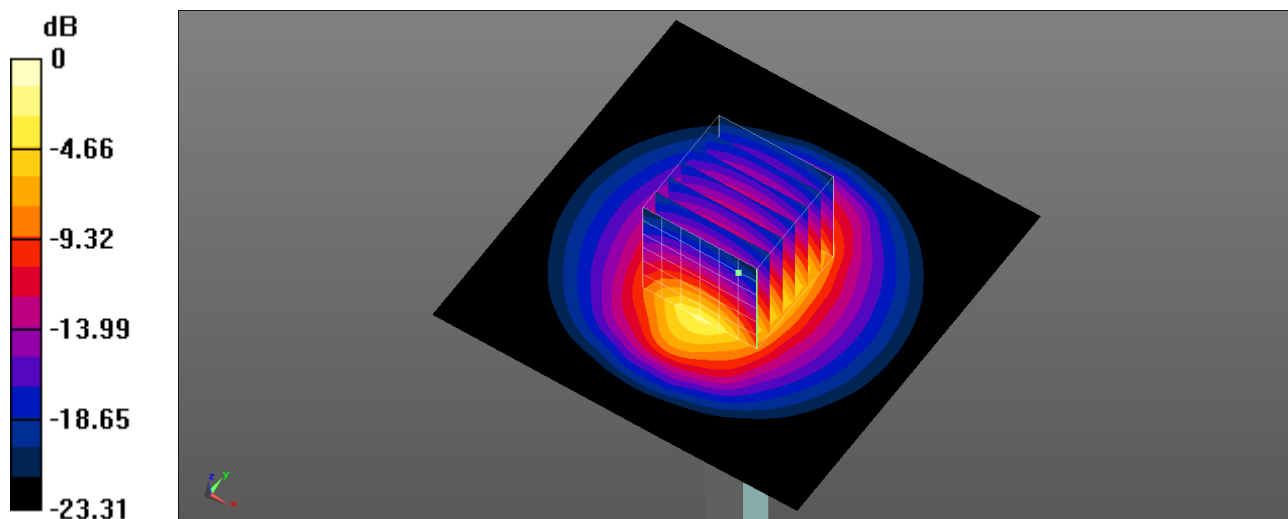
Peak SAR (extrapolated) = 5.29 W/kg

SAR(1 g) = 2.55 W/kg; SAR(10 g) = 1.18 W/kg

Smallest distance from peaks to all points 3 dB below = 9 mm

Ratio of SAR at M2 to SAR at M1 = 48.5%

Maximum value of SAR (measured) = 4.28 W/kg



0 dB = 4.28 W/kg = 6.31 dBW/kg

Date: 2022/12/2

System Performance Check at 5250 MHz

DUT: D5GHzV2_SN1021

Communication System: UID 0, CW (0); Frequency: 5250 MHz; Duty Cycle: 1:1
Medium parameters used: $f = 5250 \text{ MHz}$; $\sigma = 4.739 \text{ S/m}$; $\epsilon_r = 36.822$; $\rho = 1000 \text{ kg/m}^3$
Phantom section: Flat Section
Measurement Standard: DASY5 (IEEE/IEC/ANSI C63.19-2007)

DASY5.2 Configuration:

- Area Scan setting - Find Secondary Maximum Within: 2.0 dB and with a peak SAR value greater than 0.5 W/Kg
- Probe: EX3DV4 - SN3977; ConvF(5.01, 5.01, 5.01) @ 5250 MHz; Calibrated: 2022/7/26
- Sensor-Surface: 1.4 mm (Mechanical Surface Detection)
- Electronics: DAE4 Sn779; Calibrated: 2022/7/19
- Phantom: ELI; Type: QD OVA 001 BB; Serial: 1036
- Measurement SW: DASY52, Version 52.10 (4); SEMCAD X Version 14.6.14 (7501)

System Performance Check at 5250 MHz/Area Scan (91x91x1): Interpolated grid: $dx=1.000 \text{ mm}$, $dy=1.000 \text{ mm}$
Maximum value of SAR (interpolated) = 9.59 W/kg

System Performance Check at 5250 MHz/Zoom Scan (7x7x7)/Cube 0: Measurement grid: $dx=4 \text{ mm}$, $dy=4 \text{ mm}$, $dz=1.4 \text{ mm}$

Reference Value = 51.43 V/m; Power Drift = -0.1 dB

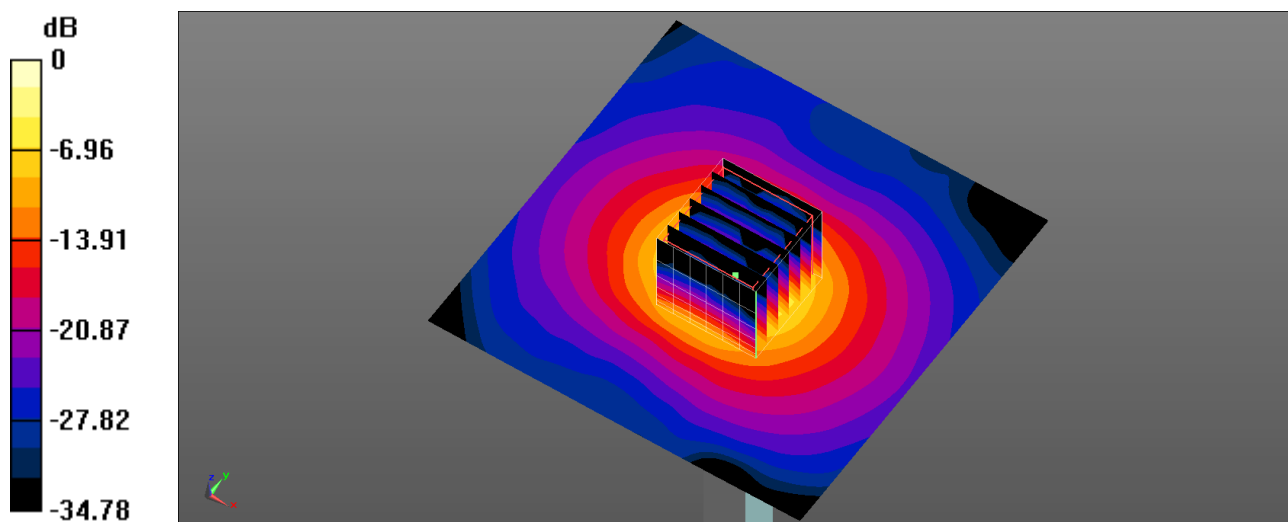
Peak SAR (extrapolated) = 17.47 W/kg

SAR(1 g) = 4.09 W/kg; SAR(10 g) = 1.17 W/kg

Smallest distance from peaks to all points 3 dB below = 7.8 mm

Ratio of SAR at M2 to SAR at M1 = 62.6%

Maximum value of SAR (measured) = 9.92 W/kg



0 dB = 9.92 W/kg = 9.92 dBW/kg

Date: 2022/12/2

System Performance Check at 5600 MHz

DUT: D5GHzV2_SN1021

Communication System: UID 0, CW (0); Frequency: 5600 MHz; Duty Cycle: 1:1
Medium parameters used: $f = 5600$ MHz; $\sigma = 5.103$ S/m; $\epsilon_r = 36.156$; $\rho = 1000$ kg/m³
Phantom section: Flat Section
Measurement Standard: DASY5 (IEEE/IEC/ANSI C63.19-2007)

DASY5.2 Configuration:

- Area Scan setting - Find Secondary Maximum Within: 2.0dB and with a peak SAR value greater than 0.5 W/Kg
- Probe: EX3DV4 - SN3977; ConvF(4.61, 4.61, 4.61) @ 5600 MHz; Calibrated: 2022/7/26
- Sensor-Surface: 1.4mm (Mechanical Surface Detection)
- Electronics: DAE4 Sn779; Calibrated: 2022/7/19
- Phantom: ELI; Type: QD OVA 001 BB; Serial: 1036
- Measurement SW: DASY52, Version 52.10 (4); SEMCAD X Version 14.6.14 (7501)

System Performance Check at 5600MHz/Area Scan (91x91x1): Interpolated grid: dx=1.000 mm, dy=1.000 mm
Maximum value of SAR (interpolated) = 10.6 W/kg

System Performance Check at 5600MHz/Zoom Scan (7x7x7)/Cube 0: Measurement grid: dx=4mm, dy=4mm, dz=1.4mm

Reference Value = 50.63 V/m; Power Drift = -0.07 dB

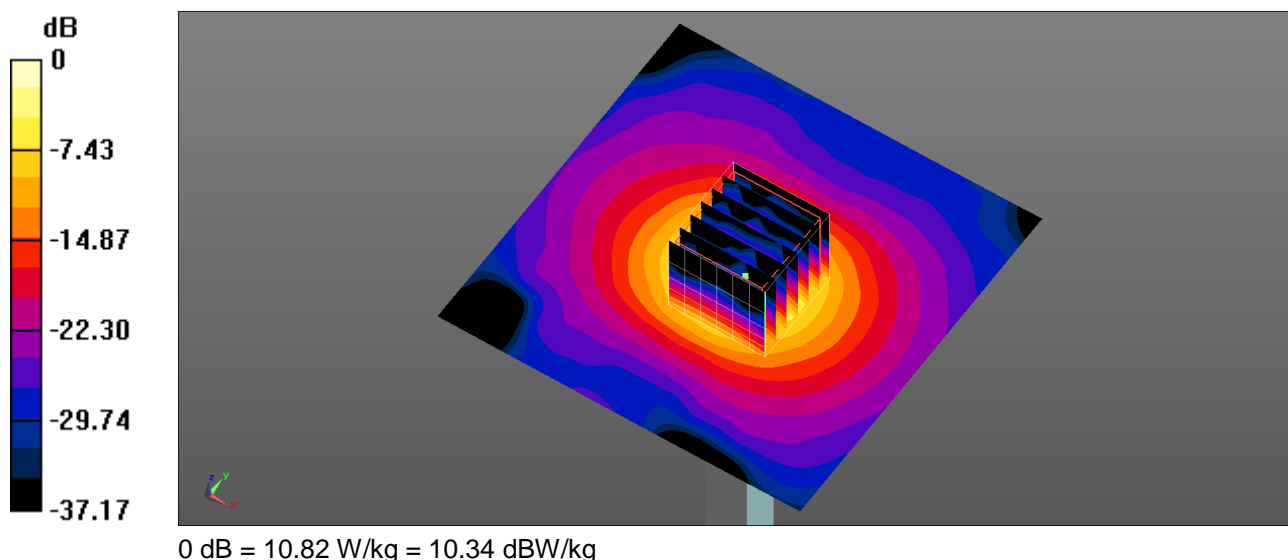
Peak SAR (extrapolated) = 20.12 W/kg

SAR(1 g) = 4.31 W/kg; SAR(10 g) = 1.23 W/kg

Smallest distance from peaks to all points 3 dB below = 8.1 mm

Ratio of SAR at M2 to SAR at M1 = 58.8%

Maximum value of SAR (measured) = 10.9 W/kg



Date: 2022/12/3

System Performance Check at 5750 MHz

DUT: D5GHzV2_SN1021

Communication System: UID 0, CW (0); Frequency: 5750 MHz; Duty Cycle: 1:1
Medium parameters used: $f = 5750$ MHz; $\sigma = 5.215$ S/m; $\epsilon_r = 35.693$; $\rho = 1000$ kg/m³
Phantom section: Flat Section
Measurement Standard: DASY5 (IEEE/IEC/ANSI C63.19-2007)

DASY5.2 Configuration:

- Area Scan setting - Find Secondary Maximum Within: 2.0dB and with a peak SAR value greater than 0.5 W/Kg
- Probe: EX3DV4 - SN3977; ConvF(4.65, 4.65, 4.65) @ 5750 MHz; Calibrated: 2022/7/26
- Sensor-Surface: 1.4mm (Mechanical Surface Detection)
- Electronics: DAE4 Sn779; Calibrated: 2022/7/19
- Phantom: ELI; Type: QD OVA 001 BB; Serial: 1036
- Measurement SW: DASY52, Version 52.10 (4); SEMCAD X Version 14.6.14 (7501)

System Performance Check at 5750MHz/Area Scan (91x91x1): Interpolated grid: dx=1.000 mm, dy=1.000 mm
Maximum value of SAR (interpolated) = 9.93 W/kg

System Performance Check at 5750MHz/Zoom Scan (7x7x7)/Cube 0: Measurement grid: dx=4mm, dy=4mm, dz=1.4mm

Reference Value = 48.31 V/m; Power Drift = -0.09 dB

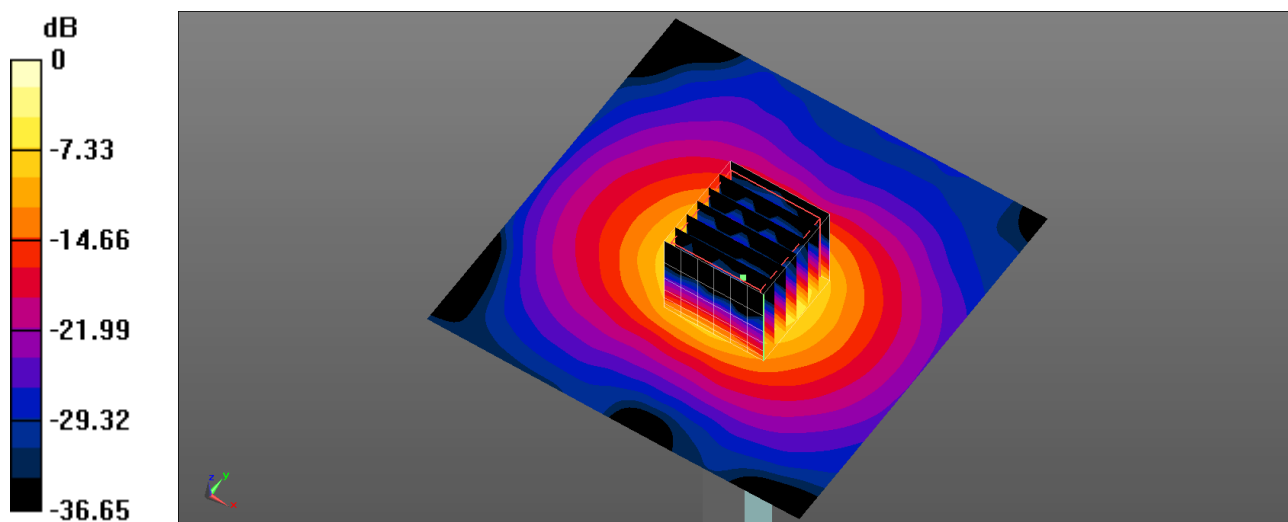
Peak SAR (extrapolated) = 19.19 W/kg

SAR(1 g) = 3.94 W/kg; SAR(10 g) = 1.13 W/kg

Smallest distance from peaks to all points 3 dB below = 7.9 mm

Ratio of SAR at M2 to SAR at M1 = 59.3%

Maximum value of SAR (measured) = 10.12 W/kg



0 dB = 10.05 W/kg = 10.05 dBW/kg

Date: 2022/12/4

System Performance Check at 5800 MHz

DUT: D5GHzV2_SN1040

Communication System: UID 0, CW (0); Frequency: 5800 MHz; Duty Cycle: 1:1
Medium parameters used: $f = 5800$ MHz; $\sigma = 5.288$ S/m; $\epsilon_r = 35.738$; $\rho = 1000$ kg/m³
Phantom section: Flat Section
Measurement Standard: DASYS (IEEE/IEC/ANSI C63.19-2007)

DASY5.2 Configuration:

- Area Scan setting - Find Secondary Maximum Within: 2.0 dB and with a peak SAR value greater than 0.5 W/Kg
- Probe: EX3DV4 - SN7756; ConvF(4.6, 4.6, 4.6) @ 5800 MHz; Calibrated: 2022/8/26
- Sensor-Surface: 1.4 mm (Mechanical Surface Detection)
- Electronics: DAE4 Sn779; Calibrated: 2022/7/19
- Phantom: ELI; Type: QD OVA 001 BB; Serial: 1036
- Measurement SW: DASY52, Version 52.10 (4); SEMCAD X Version 14.6.14 (7501)

System Performance Check at 5800MHz/Area Scan (91x91x1): Interpolated grid: $dx=1.000$ mm, $dy=1.000$ mm
Maximum value of SAR (interpolated) = 10.0 W/kg

System Performance Check at 5800MHz/Zoom Scan (7x7x7)/Cube 0: Measurement grid: $dx=4$ mm, $dy=4$ mm, $dz=1.4$ mm

Reference Value = 49.43 V/m; Power Drift = 0.05 dB

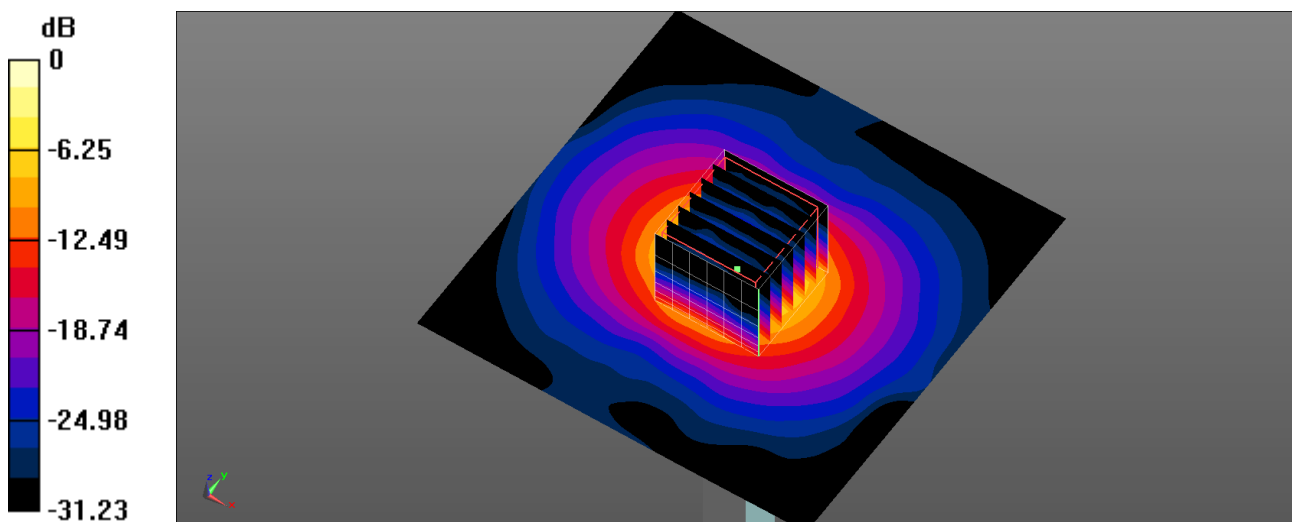
Peak SAR (extrapolated) = 19.3 W/kg

SAR(1 g) = 3.95 W/kg; SAR(10 g) = 1.07 W/kg

Smallest distance from peaks to all points 3 dB below = 7.4 mm

Ratio of SAR at M2 to SAR at M1 = 59.2%

Maximum value of SAR (measured) = 10.5 W/kg



0 dB = 10.5 W/kg = 10.21 dBW/kg

System Performance Check Report

Summary

Dipole	Frequency [MHz]
D6.5GHzV2 - SN1016	6500.0

Exposure Conditions

Phantom Section, TSL	Test Distance [mm]	Band	Group, UID	Frequency [MHz], Channel Number	Conversion Factor	TSL Conductivity [S/m]	TSL Permittivity
Flat,	0		, 0--	6500.0, 0	5.5	6.01	35

Hardware Setup

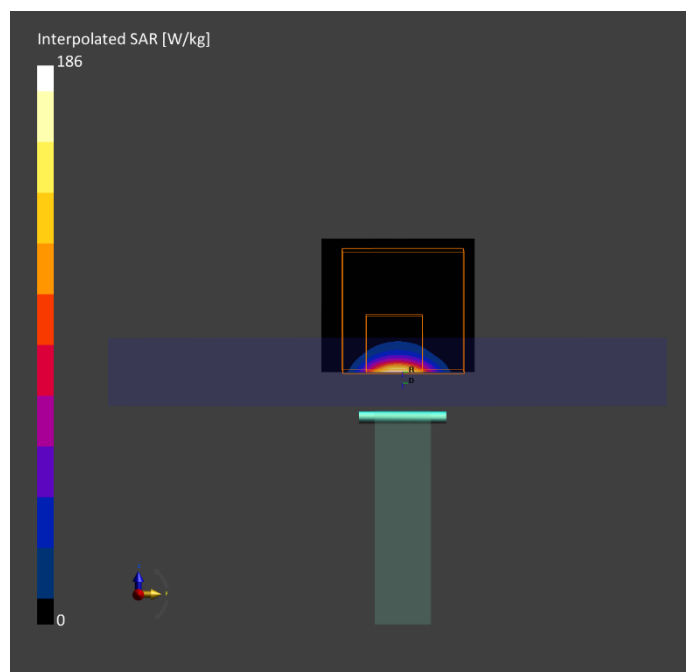
Phantom	TSL, Measured Date	Probe, Calibration Date	DAE, Calibration Date
ELI V5.0 (20deg probe tilt) - 1175	HSL6G	EX3DV4 - SN3847, 2022-03-24	DAE4 Sn541, 2022-03-23

Scan Setup

	Area Scan	Zoom Scan
Grid Extents [mm]	51.0 x 85.0	22.0 x 22.0 x 22.0
Grid Steps [mm]	8.5 x 8.5	3.4 x 3.4 x 1.4
Sensor Surface [mm]	3.0	1.4

Measurement Results

	Area Scan	Zoom Scan
Date	2022-11-28	2022-11-28
psSAR1g [W/Kg]	25.1	28.2
psSAR10g [W/Kg]	4.86	5.27
psPDab (1.0cm2, sq) [W/m2]		282
psPDab (4.0cm2, sq) [W/m2]		128
Power Drift [dB]	0.03	-0.17
TSL Correction	Positive only	Positive only
M2/M1 [%]		47.7
Dist 3dB Peak [mm]		4.7



System Performance Check Report

Device under Test Properties

Model, Manufacturer	Dimensions [mm]	IMEI	DUT Type
5G Verification Source 10 GHz	100.0 x 100.0 x 100.0	SN: 2003	-

Exposure Conditions

Phantom Section	Position, Test Distance [mm]	Band	Group, UID	Frequency [MHz], Channel Number	Conversion Factor
5G Air	10.00	Validation band	CW,	10000.0, 10000	1.0

Hardware Setup

Phantom	Medium	Probe, Calibration Date	DAE, Calibration Date
mmWave- 5G Phantom	Air	EUmmWV4 - SN9639_F1-55GHz, 2022-08-24	DAE4 Sn541, 2022-03-23

Scan Setup

	5G Scan
Grid Extents [mm]	120.0 x 120.0
Grid Steps [lambda]	0.25 x 0.25
Sensor Surface [mm]	10.0
MAIA	N/A

Measurement Results

	5G Scan
Date	2022-12-06
Avg. Area [cm ²]	4.00
psPDn+ [W/m ²]	151
psPDtot+ [W/m ²]	153
psPDmod+ [W/m ²]	156
E _{max} [V/m]	278
H _{max} [A/m]	0.734
Power Drift [dB]	0.11

