

TEST REPORT

Application No.: SZCR2501000049WM
Applicant: Guangdong OPPO Mobile Telecommunications Corp.,Ltd.
Address of Applicant: NO.18 Haibin Road, Wusha, Chang'an Town, Dongguan City, Guangdong, China
Manufacturer: Guangdong OPPO Mobile Telecommunications Corp.,Ltd.
Address of Manufacturer: NO.18 Haibin Road, Wusha, Chang'an Town, Dongguan City, Guangdong, China

Equipment Under Test (EUT):
EUT Name: Mobile Phone
Model No.: CPH2699, A501OP, OPG05
Trade Mark: OPPO
FCC ID: R9C-OP24264
Standard(s) : 47 CFR Part 15, Subpart B
Date of Receipt: 2025-01-03
Date of Test: 2025-01-09 to 2025-01-10
Date of Issue: 2025-01-14

Test Result:	Pass*
---------------------	--------------

* In the configuration tested, the EUT complied with the standards specified above.



Keny Xu
EMC Laboratory Manager



Revision Record				
Version	Chapter	Date	Modifier	Remark
01		2025-01-14		Original

Authorized for issue by:			
		<i>Sherlock Fang</i>	
		Sherlock Fang/Project Engineer	
		<i>Eric Fu</i>	
		Eric Fu/Reviewer	



Unless otherwise agreed in writing, this document is issued by the Company subject to its General Conditions of Service printed overleaf, available on request or accessible at <https://www.sgs.com/en/Terms-and-Conditions>. Attention is drawn to the limitation of liability, indemnification and jurisdiction issues defined therein. Any holder of this document is advised that information contained hereon reflects the Company's findings at the time of its intervention only and within the limits of Client's instructions, if any. The Company's sole responsibility is to its Client and this document does not exonerate parties to a transaction from exercising all their rights and obligations under the transaction documents. This document cannot be reproduced except in full, without prior written approval of the Company. Any unauthorized alteration, forgery or falsification of the content or appearance of this document is unlawful and offenders may be prosecuted to the fullest extent of the law. Unless otherwise stated the results shown in this test report refer only to the sample(s) tested and such sample(s) are retained for 30 days only.

Attention: To check the authenticity of testing /inspection report & certificate, please contact us at telephone: (86-755) 8307 1443, or email: CN.Doccheck@sgs.com

2 Test Summary

Emission Part				
Item	Standard	Method	Requirement	Result
Conducted Emissions at Mains Terminals (150kHz-30MHz)	47 CFR Part 15, Subpart B	ANSI C63.4:2014	15.107(a);Class B	Pass
Radiated Emissions (30MHz-1GHz)		ANSI C63.4:2014	15.109(a);Class B	Pass
Radiated Emissions (Above 1GHz)		ANSI C63.4:2014	15.109(g);Class B	Pass

Remark:

This product has three model names, namely CPH2699, A501OP, OPG05. The only difference between the three is the model name.



Unless otherwise agreed in writing, this document is issued by the Company subject to its General Conditions of Service printed overleaf, available on request or accessible at <https://www.sgs.com/en/Terms-and-Conditions>. Attention is drawn to the limitation of liability, indemnification and jurisdiction issues defined therein. Any holder of this document is advised that information contained hereon reflects the Company's findings at the time of its intervention only and within the limits of Client's instructions, if any. The Company's sole responsibility is to its Client and this document does not exonerate parties to a transaction from exercising all their rights and obligations under the transaction documents. This document cannot be reproduced except in full, without prior written approval of the Company. Any unauthorized alteration, forgery or falsification of the content or appearance of this document is unlawful and offenders may be prosecuted to the fullest extent of the law. Unless otherwise stated the results shown in this test report refer only to the sample(s) tested and such sample(s) are retained for 30 days only.

Attention: To check the authenticity of testing /inspection report & certificate, please contact us at telephone: (86-755) 8307 1443, or email: CN.Doccheck@sgs.com

3 Contents

	Page
1 Cover Page	1
2 Test Summary	3
3 Contents	4
4 General Information	5
4.1 Details of E.U.T.	5
4.2 Test modes.....	5
4.3 Description of Support Units	6
4.4 Measurement Uncertainty	6
4.5 Test Location.....	7
4.6 Test Facility	7
4.7 Deviation from Standards.....	7
4.8 Abnormalities from Standard Conditions	7
5 Equipment List	8
6 Emission Test Results	10
6.1 Conducted Emissions at Mains Terminals (150kHz-30MHz)	10
6.1.1 E.U.T. Operation	10
6.1.2 Test Mode Description	10
6.1.3 Test Setup Diagram	11
6.1.4 Measurement Procedure and Data.....	11
6.2 Radiated Emissions (30MHz-1GHz)	14
6.2.1 E.U.T. Operation	14
6.2.2 Test Mode Description	14
6.2.3 Test Setup Diagram	15
6.2.4 Measurement Procedure and Data.....	15
6.3 Radiated Emissions (Above 1GHz).....	22
6.3.1 E.U.T. Operation	22
6.3.2 Test Mode Description	22
6.3.3 Test Setup Diagram	23
6.3.4 Measurement Procedure and Data.....	23
7 Test Setup Photo	28
8 EUT Constructional Details (EUT Photos)	28



Unless otherwise agreed in writing, this document is issued by the Company subject to its General Conditions of Service printed overleaf, available on request or accessible at <https://www.sgs.com/en/Terms-and-Conditions>. Attention is drawn to the limitation of liability, indemnification and jurisdiction issues defined therein. Any holder of this document is advised that information contained hereon reflects the Company's findings at the time of its intervention only and within the limits of Client's instructions, if any. The Company's sole responsibility is to its Client and this document does not exonerate parties to a transaction from exercising all their rights and obligations under the transaction documents. This document cannot be reproduced except in full, without prior written approval of the Company. Any unauthorized alteration, forgery or falsification of the content or appearance of this document is unlawful and offenders may be prosecuted to the fullest extent of the law. Unless otherwise stated the results shown in this test report refer only to the sample(s) tested and such sample(s) are retained for 30 days only.

Attention: To check the authenticity of testing /inspection report & certificate, please contact us at telephone: (86-755) 8307 1443, or email: CN.Doccheck@sgs.com

SGS-CSTC Standards Technical Services Co., Ltd. Shenzhen Branch
 No.1 Workshop, M-10, Middle Section, Science & Technology Park, Nanshan District, Shenzhen, Guangdong, China 518057 t (86-755) 26012053 f (86-755) 26710594 www.sgs.com.cn
 中国·广东·深圳市南山区科技园中区M-10栋1号厂房 邮编: 518057 t (86-755) 26012053 f (86-755) 26710594 sgs.china@sgs.com

4 General Information

4.1 Details of E.U.T.

Power supply:	DC 3.92V from internal rechargeable battery which can be charged by AC/DC adapter
---------------	---

Remark: The information in this section is provided by the applicant or manufacturer, SGS is not liable to the accuracy, suitability, reliability or/and integrity of the information.

Item No.	Mode No.	Manufacturer	Remark
Adapter 1	VCB4JAUH	Jiangsu Chenyang Electron Co., Ltd	/
Adapter 2	VCB4JAUH	Huizhou Golden Lake Industrial Co., Ltd.	/
USB cable 1	DL129	/	/
USB cable 2	DL154	/	/
Battery 1	BLPB87	Dongguan NVT Technology Co., Ltd	EUT1
Battery 2	BLPB87	Chongqing Cosmx Battery Co.,LTD	EUT2

Remark: Adapter 1 and 2 were selected to test.

4.2 Test modes

Pretest these modes to find the worst case and show the worse data in the test items:	19	Transfer data between the EUT1 and the PC+USB Cable1
	20	Transfer data between the EUT1 and the PC+USB Cable2
	21	Transfer data between the EUT2 and the PC+USB Cable(worst)
	22	Telecom Idle+EUT(worst)+NFC+playing MP4+USB cable(worst)+Adapter1/earphone
	23	Telecom Idle+EUT(worst)+NFC+playing MP4+USB cable(worst)+Adapter2/earphone
	24	Telecom Idle+EUT(worst)+NFC+BT+WLAN5G+USB cable(worst)+Adapter(worst)/earphone
	25	Telecom Idle+EUT(worst)+NFC+camera(Front)+USB cable(worst)+Adapter(worst)/earphone
	26	Telecom Idle+EUT(worst)+NFC+camera(Back)+USB cable(worst)+Adapter(worst)/earphone
	27	Telecom Idle+EUT(worst)+NFC+BT+WLAN2.4G+GNSS+OTG output
	28	GSM 850(RX)+EUT(worst)+NFC+BT+WLAN2.4G+USB cable(worst)+Adapter(worst)/earphone
	29	WCDMA Band 5(RX)+EUT(worst)+NFC+BT+WLAN2.4G+USB cable(worst)+Adapter(worst)/earphone
	30	LTE band 5(RX)+EUT(worst)+NFC+BT+WLAN2.4G+USB cable(worst)+Adapter(worst)/earphone
	31	LTE band 12(RX)+EUT(worst)+NFC+BT+WLAN2.4G+USB cable(worst)+Adapter(worst)/earphone



Unless otherwise agreed in writing, this document is issued by the Company subject to its General Conditions of Service printed overleaf, available on request or accessible at <https://www.sgs.com/en/Terms-and-Conditions>. Attention is drawn to the limitation of liability, indemnification and jurisdiction issues defined therein. Any holder of this document is advised that information contained hereon reflects the Company's findings at the time of its intervention only and within the limits of Client's instructions, if any. The Company's sole responsibility is to its Client and this document does not exonerate parties to a transaction from exercising all their rights and obligations under the transaction documents. This document cannot be reproduced except in full, without prior written approval of the Company. Any unauthorized alteration, forgery or falsification of the content or appearance of this document is unlawful and offenders may be prosecuted to the fullest extent of the law. Unless otherwise stated the results shown in this test report refer only to the sample(s) tested and such sample(s) are retained for 30 days only.

	32 LTE band 17(RX)+EUT(worst)+NFC+BT+WLAN2.4G+USB cable(worst)+Adapter(worst)/earphone
	33 LTE band 26(RX)+EUT(worst)+NFC+BT+WLAN2.4G+USB cable(worst)+Adapter(worst)/earphone

4.3 Description of Support Units

Description	Manufacturer	Model No.	Serial No.
Router	NETGEAR	DGN2200	REF. No.SEA22A00
Laptop	Lenovo	T14	REF. No.SEA18F04
Mouse	Lenovo	M-U0025-O	REF. No.:SEA24A00
Earphone	OPPO	MH135	/

4.4 Measurement Uncertainty

Test Item	Measurement Uncertainty
Conducted Emissions at Mains Terminals (150kHz-30MHz)	± 3.1dB
Radiated Emissions (30MHz-1GHz)	± 6.0dB for 3m; ± 5.0dB for 10m
Radiated Emissions (Above 1GHz)	± 4.6dB

Remark:

The U_{lab} (lab Uncertainty) is less than $U_{CISPR/ETSI}$ (CISPR/ETSI Uncertainty), so the test results

- compliance is deemed to occur if no measured disturbance level exceeds the disturbance limit;
- non-compliance is deemed to occur if any measured disturbance level exceeds the disturbance limit.



Unless otherwise agreed in writing, this document is issued by the Company subject to its General Conditions of Service printed overleaf, available on request or accessible at <https://www.sgs.com/en/Terms-and-Conditions>. Attention is drawn to the limitation of liability, indemnification and jurisdiction issues defined therein. Any holder of this document is advised that information contained hereon reflects the Company's findings at the time of its intervention only and within the limits of Client's instructions, if any. The Company's sole responsibility is to its Client and this document does not exonerate parties to a transaction from exercising all their rights and obligations under the transaction documents. This document cannot be reproduced except in full, without prior written approval of the Company. Any unauthorized alteration, forgery or falsification of the content or appearance of this document is unlawful and offenders may be prosecuted to the fullest extent of the law. Unless otherwise stated the results shown in this test report refer only to the sample(s) tested and such sample(s) are retained for 30 days only.

4.5 Test Location

All tests were performed at:

SGS-CSTC Standards Technical Services Co., Ltd., Shenzhen Branch

No. 1 Workshop, M-10, Middle Section, Science & Technology Park, Nanshan District, Shenzhen, Guangdong, China. 518057.

Tel: +86 755 2601 2053 Fax: +86 755 2671 0594

No tests were sub-contracted.

4.6 Test Facility

The test facility is recognized, certified, or accredited by the following organizations:

• **A2LA (Certificate No. 3816.01)**

SGS-CSTC Standards Technical Services Co., Ltd., Shenzhen EMC Laboratory is accredited by the American Association for Laboratory Accreditation(A2LA). Certificate No. 3816.01.

• **VCCI (Member No. 1937)**

The 3m Fully-anechoic chamber for above 1GHz, 10m Semi-anechoic chamber for below 1GHz, Shielded Room for Mains Port Conducted Interference Measurement and Telecommunication Port Conducted Interference Measurement of SGS-CSTC Standards Technical Services Co., Ltd. Shenzhen EMC laboratory have been registered in accordance with the Regulations for Voluntary Control Measures with Registration No.: G-20026, R-14188, C-12383 and T-11153 respectively.

• **FCC –Designation Number: CN1336**

SGS-CSTC Standards Technical Services Co., Ltd., Shenzhen EMC Laboratory has been recognized as an accredited testing laboratory.

Designation Number: CN1336. Test Firm Registration Number: 787754.

• **Innovation, Science and Economic Development Canada**

SGS-CSTC Standards Technical Services Co., Ltd., Shenzhen EMC Laboratory has been recognized by ISED as an accredited testing laboratory.

CAB identifier: CN0006.

IC#: 4620C.

4.7 Deviation from Standards

None

4.8 Abnormalities from Standard Conditions

None



5 Equipment List

Conducted Emissions at Mains Terminals (150kHz-30MHz)					
Equipment	Manufacturer	Model No.	Inventory No.	Cal Date	Cal Due Date
Shielding Room	ZhongYu Electron	GB-88	SEM001-06	2022-05-14	2025-05-13
EMI Test Receiver	Rohde&Schwarz	ESR	SZ-WRG-M-047	2025-01-08	2026-01-07
Measurement Software	AUDIX	e3 V8.2014-6-27a	N/A	N/A	N/A
Coaxial Cable	SGS	N/A	SEM024-01	2024-07-06	2025-07-05
LISN	Rohde&Schwarz	ENV216	SEM007-01	2024-08-15	2025-08-14
LISN	ETS-LINDGREN	3816/2	SEM007-02	2024-03-14	2025-03-13

Radiated Emissions (30MHz-1GHz)					
Equipment	Manufacturer	Model No.	Inventory No.	Cal Date	Cal Due Date
3m Semi-Anechoic Chamber	ETS-LINDGREN	N/A	SEM001-01	2023-06-19	2026-06-18
MXE EMI Receiver	Agilent Technologies	N9038A	SEM004-15	2024-08-14	2025-08-13
BiConiLog Antenna	ETS-LINDGREN	3142C	SEM003-01	2023-09-16	2025-09-15
Pre-Amplifier	Agilent Technologies	8447D	SEM005-01	2024-03-14	2025-03-13
Measurement Software	AUDIX	e3 V8.2014-6-27	N/A	N/A	N/A
Coaxial Cable	SGS	N/A	SEM025-01	2024-07-06	2025-07-05

Radiated Emissions (Above 1GHz)					
Equipment	Manufacturer	Model No.	Inventory No.	Cal Date	Cal Due Date
3m Fully-Anechoic Chamber	AUDIX	N/A	SEM001-02	2024-05-11	2027-05-10
Signal Analyzer	Rohde & Schwarz	FSV40	SEM008-04	2024-03-15	2025-03-14
Horn Antenna	Rohde&Schwarz	HF907	SEM003-07	2023-07-23	2025-07-22
Microwave system amplifier	Agilent	83017A	SEM005-25	2024-09-14	2025-09-13
Measurement Software	AUDIX	e3 V8.2014-6-27	N/A	N/A	N/A
Coaxial Cable	SGS	N/A	SEM026-01	2024-07-06	2025-07-05



Unless otherwise agreed in writing, this document is issued by the Company subject to its General Conditions of Service printed overleaf, available on request or accessible at <https://www.sgs.com/en/Terms-and-Conditions>. Attention is drawn to the limitation of liability, indemnification and jurisdiction issues defined therein. Any holder of this document is advised that information contained hereon reflects the Company's findings at the time of its intervention only and within the limits of Client's instructions, if any. The Company's sole responsibility is to its Client and this document does not exonerate parties to a transaction from exercising all their rights and obligations under the transaction documents. This document cannot be reproduced except in full, without prior written approval of the Company. Any unauthorized alteration, forgery or falsification of the content or appearance of this document is unlawful and offenders may be prosecuted to the fullest extent of the law. Unless otherwise stated the results shown in this test report refer only to the sample(s) tested and such sample(s) are retained for 30 days only.

Attention: To check the authenticity of testing /inspection report & certificate, please contact us at telephone: (86-755) 8307 1443, or email: CN.Doccheck@sgs.com

General used equipment					
Equipment	Manufacturer	Model No.	Inventory No.	Cal Date	Cal Due Date
Humidity/ Temperature Indicator	deli	8838	SEM002-32	2024-07-24	2025-07-23
Humidity/ Temperature Indicator	deli	8838	SEM002-33	2024-07-24	2025-07-23
Barometer	Changchun Meteorological Industry Factory	DYM3	SEM002-01	2024-03-18	2025-03-17



Unless otherwise agreed in writing, this document is issued by the Company subject to its General Conditions of Service printed overleaf, available on request or accessible at <https://www.sgs.com/en/Terms-and-Conditions>. Attention is drawn to the limitation of liability, indemnification and jurisdiction issues defined therein. Any holder of this document is advised that information contained hereon reflects the Company's findings at the time of its intervention only and within the limits of Client's instructions, if any. The Company's sole responsibility is to its Client and this document does not exonerate parties to a transaction from exercising all their rights and obligations under the transaction documents. This document cannot be reproduced except in full, without prior written approval of the Company. Any unauthorized alteration, forgery or falsification of the content or appearance of this document is unlawful and offenders may be prosecuted to the fullest extent of the law. Unless otherwise stated the results shown in this test report refer only to the sample(s) tested and such sample(s) are retained for 30 days only.

Attention: To check the authenticity of testing /inspection report & certificate, please contact us at telephone: (86-755) 8307 1443, or email: CN.Doccheck@sgs.com

6 Emission Test Results

6.1 Conducted Emissions at Mains Terminals (150kHz-30MHz)

Test Requirement: 47 CFR Part 15, Subpart B

Test Method: ANSI C63.4:2014

Limit:

0.15M-0.5MHz 66dB(μV)-56dB(μV) quasi-peak, 56dB(μV)-46dB(μV) average

0.5M-5MHz 56dB(μV) quasi-peak, 46dB(μV) average

5M-30MHz 60dB(μV) quasi-peak, 50dB(μV) average

Detector: Peak for pre-scan (9kHz resolution bandwidth) 0.15M to 30MHz

6.1.1 E.U.T. Operation

Operating Environment:

Temperature: 23.5 °C Humidity: 45.5 % RH Atmospheric Pressure: 1020 mbar

6.1.2 Test Mode Description

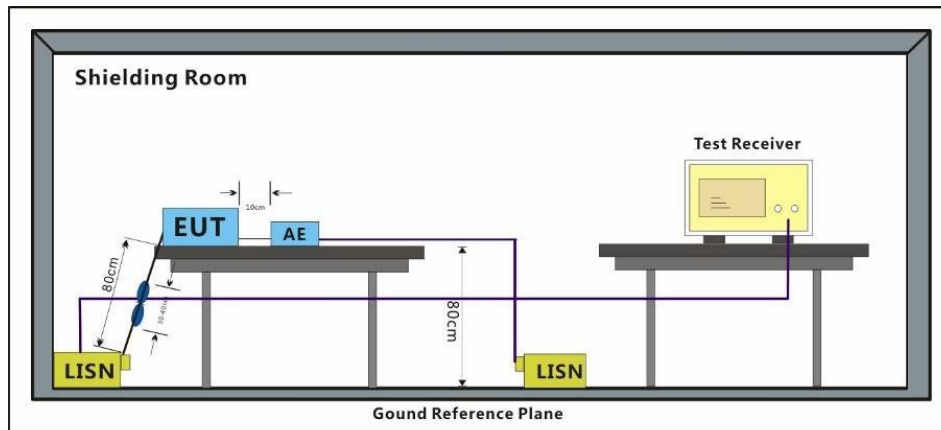
Pre-scan / Final test	Mode Code	Description
Final test	22	Telecom Idle+EUT(worst)+NFC+playing MP4+USB cable(worst)+Adapter1/earphone
Pre-scan	23	Telecom Idle+EUT(worst)+NFC+playing MP4+USB cable(worst)+Adapter2/earphone
Pre-scan	24	Telecom Idle+EUT(worst)+NFC+BT+WLAN5G+USB cable(worst)+Adapter(worst)/earphone
Pre-scan	25	Telecom Idle+EUT(worst)+NFC+camera(Front)+USB cable(worst)+Adapter(worst)/earphone
Pre-scan	26	Telecom Idle+EUT(worst)+NFC+camera(Back)+USB cable(worst)+Adapter(worst)/earphone
Pre-scan	27	Telecom Idle+EUT(worst)+NFC+BT+WLAN2.4G+GNSS+OTG output
Pre-scan	28	GSM 850(RX)+EUT(worst)+NFC+BT+WLAN2.4G+USB cable(worst)+Adapter(worst)/earphone
Pre-scan	29	WCDMA Band 5(RX)+EUT(worst)+NFC+BT+WLAN2.4G+USB cable(worst)+Adapter(worst)/earphone
Pre-scan	30	LTE band 5(RX)+EUT(worst)+NFC+BT+WLAN2.4G+USB cable(worst)+Adapter(worst)/earphone



Unless otherwise agreed in writing, this document is issued by the Company subject to its General Conditions of Service printed overleaf, available on request or accessible at <https://www.sgs.com/en/Terms-and-Conditions>. Attention is drawn to the limitation of liability, indemnification and jurisdiction issues defined therein. Any holder of this document is advised that information contained hereon reflects the Company's findings at the time of its intervention only and within the limits of Client's instructions, if any. The Company's sole responsibility is to its Client and this document does not exonerate parties to a transaction from exercising all their rights and obligations under the transaction documents. This document cannot be reproduced except in full, without prior written approval of the Company. Any unauthorized alteration, forgery or falsification of the content or appearance of this document is unlawful and offenders may be prosecuted to the fullest extent of the law. Unless otherwise stated the results shown in this test report refer only to the sample(s) tested and such sample(s) are retained for 30 days only.

Attention: To check the authenticity of testing /inspection report & certificate, please contact us at telephone: (86-755) 8307 1443, or email: CN.Doccheck@sgs.com

6.1.3 Test Setup Diagram



6.1.4 Measurement Procedure and Data

An initial pre-scan was performed with peak detector. Quasi-Peak or Average measurement were performed at the frequencies with maximized peak emission were detected.

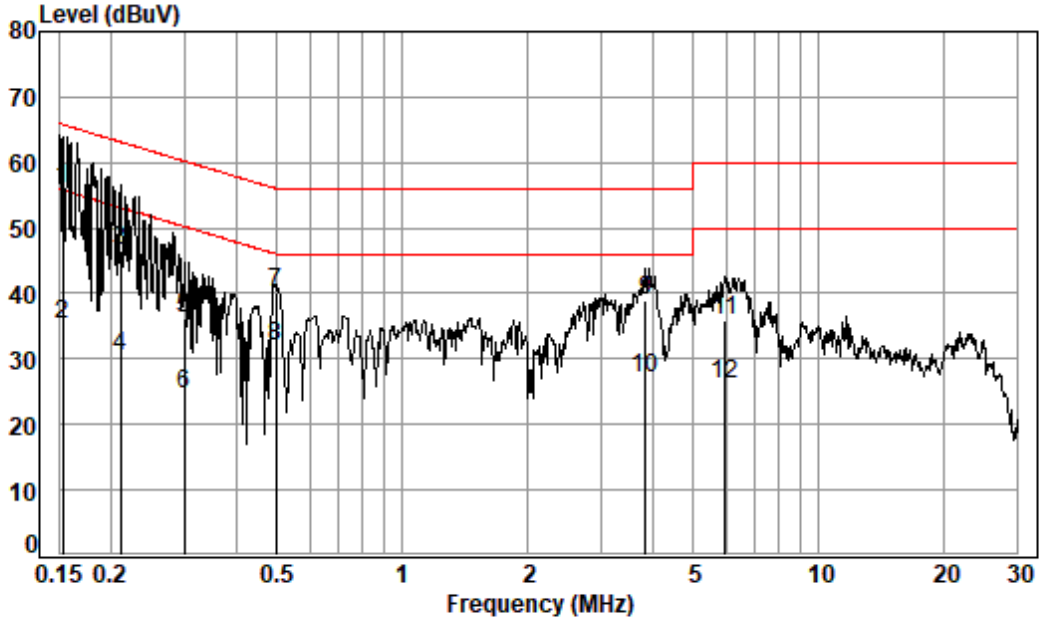
Remark: Level= Read Level+ Cable Loss+ LISN Factor



Unless otherwise agreed in writing, this document is issued by the Company subject to its General Conditions of Service printed overleaf, available on request or accessible at <https://www.sgs.com/en/Terms-and-Conditions>. Attention is drawn to the limitation of liability, indemnification and jurisdiction issues defined therein. Any holder of this document is advised that information contained hereon reflects the Company's findings at the time of its intervention only and within the limits of Client's instructions, if any. The Company's sole responsibility is to its Client and this document does not exonerate parties to a transaction from exercising all their rights and obligations under the transaction documents. This document cannot be reproduced except in full, without prior written approval of the Company. Any unauthorized alteration, forgery or falsification of the content or appearance of this document is unlawful and offenders may be prosecuted to the fullest extent of the law. Unless otherwise stated the results shown in this test report refer only to the sample(s) tested and such sample(s) are retained for 30 days only.

Attention: To check the authenticity of testing /inspection report & certificate, please contact us at telephone: (86-755) 8307 1443, or email: CN.Doccheck@sgs.com

Test Mode: 22; Line: Live line



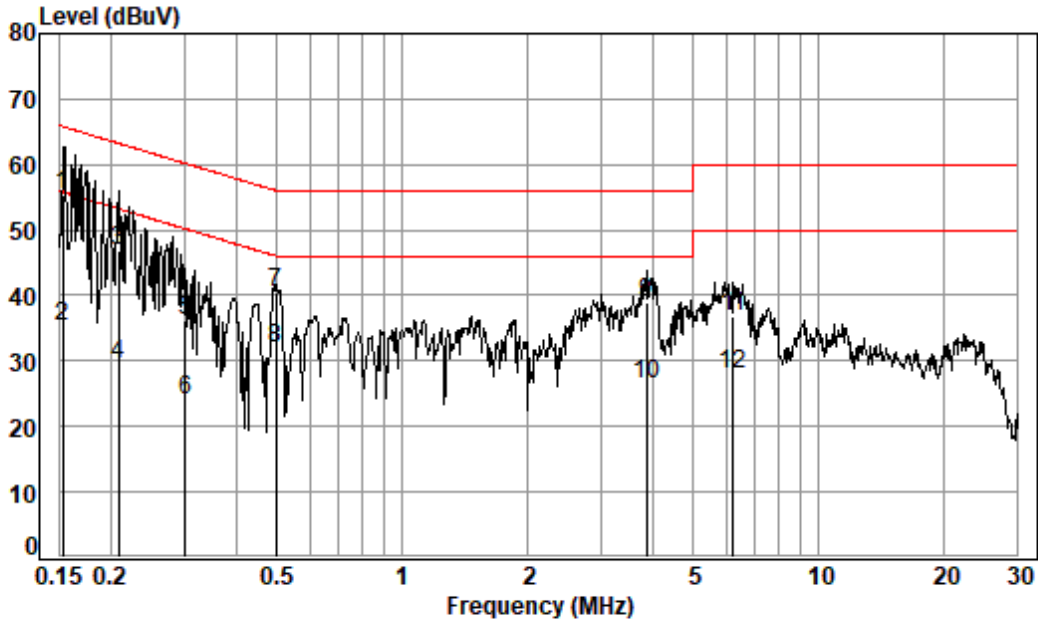
Site : Shielding Room
 Condition: Line
 Job No. : 00049WM
 Test mode: 22

	Freq	Cable Loss	LISN Factor	Read Level	Limit Line	Over Limit	Remark
	MHz	dB	dB	dBuV	dBuV	dB	
1 *	0.1532	0.06	10.19	45.70	55.95	65.82	-9.87 QP
2	0.1532	0.06	10.19	24.89	35.14	55.82	-20.68 Average
3	0.2117	0.06	10.08	36.36	46.50	63.14	-16.64 QP
4	0.2117	0.06	10.08	20.17	30.31	53.14	-22.83 Average
5	0.3003	0.07	9.85	26.17	36.09	60.24	-24.15 QP
6	0.3003	0.07	9.85	14.81	24.73	50.24	-25.51 Average
7	0.4994	0.08	9.54	30.41	40.03	56.01	-15.98 QP
8 *	0.4994	0.08	9.54	22.31	31.93	46.01	-14.08 Average
9	3.8399	0.12	9.65	29.22	38.99	56.00	-17.01 QP
10	3.8399	0.12	9.65	17.31	27.08	46.00	-18.92 Average
11	5.9608	0.14	9.67	26.11	35.92	60.00	-24.08 QP
12	5.9608	0.14	9.67	16.38	26.19	50.00	-23.81 Average



Unless otherwise agreed in writing, this document is issued by the Company subject to its General Conditions of Service printed overleaf, available on request or accessible at <https://www.sgs.com/en/Terms-and-Conditions>. Attention is drawn to the limitation of liability, indemnification and jurisdiction issues defined therein. Any holder of this document is advised that information contained hereon reflects the Company's findings at the time of its intervention only and within the limits of Client's instructions, if any. The Company's sole responsibility is to its Client and this document does not exonerate parties to a transaction from exercising all their rights and obligations under the transaction documents. This document cannot be reproduced except in full, without prior written approval of the Company. Any unauthorized alteration, forgery or falsification of the content or appearance of this document is unlawful and offenders may be prosecuted to the fullest extent of the law. Unless otherwise stated the results shown in this test report refer only to the sample(s) tested and such sample(s) are retained for 30 days only.

Test Mode: 22; Line: Neutral Line



Site : Shielding Room
 Condition: Neutral
 Job No. : 00049WM
 Test mode: 22

	Freq	Cable Loss	LISN Factor	Read Level	Limit Line	Over Limit	Remark
	MHz	dB	dB	dBuV	dBuV	dB	
1 *	0.1532	0.06	10.15	45.30	55.51	65.82	-10.31 QP
2	0.1532	0.06	10.15	25.14	35.35	55.82	-20.47 Average
3	0.2094	0.06	10.04	36.89	46.99	63.23	-16.24 QP
4	0.2094	0.06	10.04	19.48	29.58	53.23	-23.65 Average
5	0.3019	0.07	9.77	26.27	36.11	60.19	-24.08 QP
6	0.3019	0.07	9.77	14.08	23.92	50.19	-26.27 Average
7	0.4994	0.08	9.71	30.66	40.45	56.01	-15.56 QP
8 *	0.4994	0.08	9.71	22.21	32.00	46.01	-14.01 Average
9	3.8603	0.12	9.55	29.21	38.88	56.00	-17.12 QP
10	3.8603	0.12	9.55	16.94	26.61	46.00	-19.39 Average
11	6.2189	0.15	9.62	27.09	36.86	60.00	-23.14 QP
12	6.2189	0.15	9.62	18.36	28.13	50.00	-21.87 Average



Unless otherwise agreed in writing, this document is issued by the Company subject to its General Conditions of Service printed overleaf, available on request or accessible at <https://www.sgs.com/en/Terms-and-Conditions>. Attention is drawn to the limitation of liability, indemnification and jurisdiction issues defined therein. Any holder of this document is advised that information contained hereon reflects the Company's findings at the time of its intervention only and within the limits of Client's instructions, if any. The Company's sole responsibility is to its Client and this document does not exonerate parties to a transaction from exercising all their rights and obligations under the transaction documents. This document cannot be reproduced except in full, without prior written approval of the Company. Any unauthorized alteration, forgery or falsification of the content or appearance of this document is unlawful and offenders may be prosecuted to the fullest extent of the law. Unless otherwise stated the results shown in this test report refer only to the sample(s) tested and such sample(s) are retained for 30 days only.

6.2 Radiated Emissions (30MHz-1GHz)

Test Requirement: 47 CFR Part 15, Subpart B

Test Method: ANSI C63.4:2014

Measurement Distance: 3m

Limit:

FREQUENCY (MHz)	dBµV/m (At 10m)	dBµV/m (At 3m)
	Class B	Class B
30MHz -88MHz	29.5	40.0
88MHz-216MHz	33.1	43.5
216MHz-960MHz	35.6	46.0
960MHz-1000MHz	43.5	54.0

Detector: Peak for pre-scan (120kHz resolution bandwidth) 30M to 1000MHz

6.2.1 E.U.T. Operation

Operating Environment:

Temperature: 20.2 °C

Humidity: 45.2 % RH

Atmospheric Pressure: 1020 mbar

6.2.2 Test Mode Description

Pre-scan / Final test	Mode Code	Description
Final test	19	Transfer data between the EUT1 and the PC+USB Cable1
Final test	20	Transfer data between the EUT1 and the PC+USB Cable2
Pre-scan	21	Transfer data between the EUT2 and the PC+USB Cable(worst)
Final test	22	Telecom Idle+EUT(worst)+NFC+playing MP4+USB cable(worst)+Adapter1/earphone
Pre-scan	23	Telecom Idle+EUT(worst)+NFC+playing MP4+USB cable(worst)+Adapter2/earphone
Pre-scan	24	Telecom Idle+EUT(worst)+NFC+BT+WLAN5G+USB cable(worst)+Adapter(worst)/earphone
Pre-scan	25	Telecom Idle+EUT(worst)+NFC+camera(Front)+USB cable(worst)+Adapter(worst)/earphone
Pre-scan	26	Telecom Idle+EUT(worst)+NFC+camera(Back)+USB cable(worst)+Adapter(worst)/earphone
Pre-scan	27	Telecom Idle+EUT(worst)+NFC+BT+WLAN2.4G+GNSS+OTG output
Pre-scan	28	GSM 850(RX)+EUT(worst)+NFC+BT+WLAN2.4G+USB cable(worst)+Adapter(worst)/earphone
Pre-scan	29	WCDMA Band 5(RX)+EUT(worst)+NFC+BT+WLAN2.4G+USB cable(worst)+Adapter(worst)/earphone



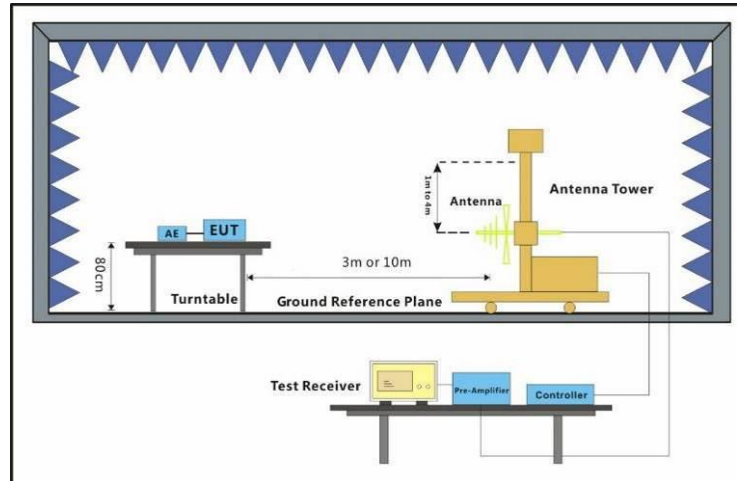
Unless otherwise agreed in writing, this document is issued by the Company subject to its General Conditions of Service printed overleaf, available on request or accessible at <https://www.sgs.com/en/Terms-and-Conditions>. Attention is drawn to the limitation of liability, indemnification and jurisdiction issues defined therein. Any holder of this document is advised that information contained hereon reflects the Company's findings at the time of its intervention only and within the limits of Client's instructions, if any. The Company's sole responsibility is to its Client and this document does not exonerate parties to a transaction from exercising all their rights and obligations under the transaction documents. This document cannot be reproduced except in full, without prior written approval of the Company. Any unauthorized alteration, forgery or falsification of the content or appearance of this document is unlawful and offenders may be prosecuted to the fullest extent of the law. Unless otherwise stated the results shown in this test report refer only to the sample(s) tested and such sample(s) are retained for 30 days only.

Attention: To check the authenticity of testing /inspection report & certificate, please contact us at telephone: (86-755) 8307 1443, or email: CN.Doccheck@sgs.com

SGS-CSTC Standards Technical Services Co., Ltd. Shenzhen Branch
 No.1 Workshop, M-10, Middle Section, Science & Technology Park, Nanshan District, Shenzhen, Guangdong, China 518057 t (86-755) 26012053 f (86-755) 26710594 www.sgsgroup.com.cn
 中国·广东·深圳市南山区科技园中区M-10栋1号厂房 邮编: 518057 t (86-755) 26012053 f (86-755) 26710594 sgs.china@sgs.com

Pre-scan	30	LTE band 5(RX)+EUT(worst)+NFC+BT+WLAN2.4G+USB cable(worst)+Adapter(worst)/earphone
----------	----	--

6.2.3 Test Setup Diagram



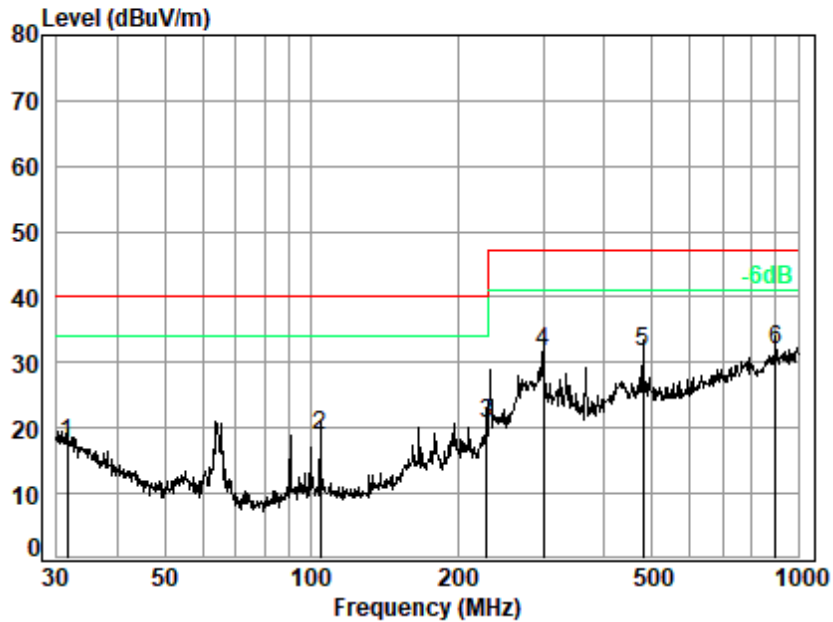
6.2.4 Measurement Procedure and Data

An initial pre-scan was performed in the chamber using the spectrum analyser in peak detection mode. Quasi-peak measurements were conducted based on the peak sweep graph. The EUT was measured by BiConiLog antenna with 2 orthogonal polarities.

Remark: $Level = Read\ Level + Cable\ Loss + Antenna\ Factor - Preamp\ Factor$



Test Mode: 19; Polarity: Horizontal



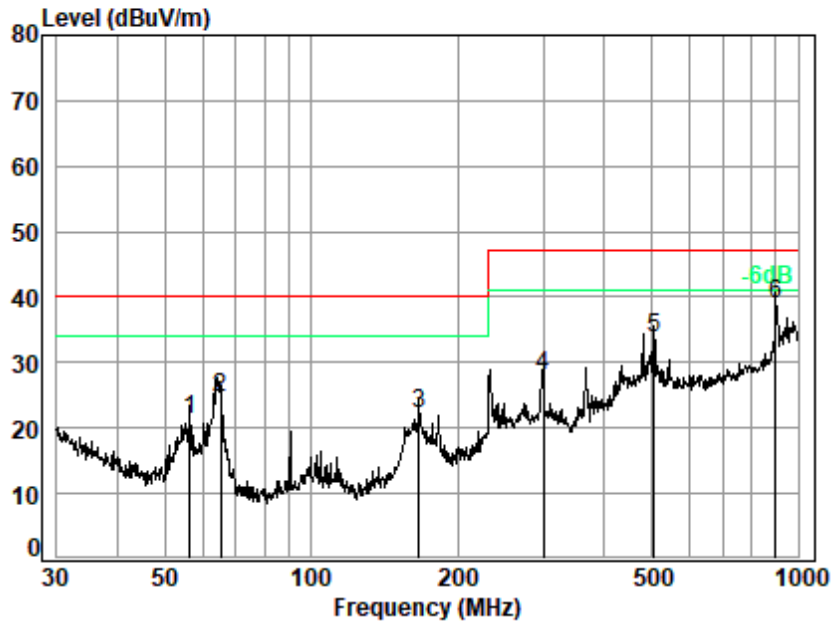
Site : chamber
 Condition: 3m HORIZONTAL
 Job No. : 00049WM
 Test Mode: 19

	Ant Freq	Cable Factor	Preamp Loss	Read Level	Limit Level	Over Line	Remark
	MHz	dB/m	dB	dBuV	dBuV/m	dBuV/m	dB
1	31.510	20.50	0.69	27.79	24.26	17.66	40.00 -22.34 QP
2	104.170	12.22	1.25	27.57	33.04	18.94	40.00 -21.06 QP
3	229.293	16.35	1.91	27.05	29.46	20.67	40.00 -19.33 QP
4	299.316	17.94	2.20	26.75	38.29	31.68	47.00 -15.32 QP
5	480.528	22.75	2.86	27.48	33.47	31.60	47.00 -15.40 QP
6 q	900.147	27.82	4.12	26.76	26.80	31.98	47.00 -15.02 QP



Unless otherwise agreed in writing, this document is issued by the Company subject to its General Conditions of Service printed overleaf, available on request or accessible at <https://www.sgs.com/en/Terms-and-Conditions>. Attention is drawn to the limitation of liability, indemnification and jurisdiction issues defined therein. Any holder of this document is advised that information contained hereon reflects the Company's findings at the time of its intervention only and within the limits of Client's instructions, if any. The Company's sole responsibility is to its Client and this document does not exonerate parties to a transaction from exercising all their rights and obligations under the transaction documents. This document cannot be reproduced except in full, without prior written approval of the Company. Any unauthorized alteration, forgery or falsification of the content or appearance of this document is unlawful and offenders may be prosecuted to the fullest extent of the law. Unless otherwise stated the results shown in this test report refer only to the sample(s) tested and such sample(s) are retained for 30 days only.

Test Mode: 19; Polarity: Vertical



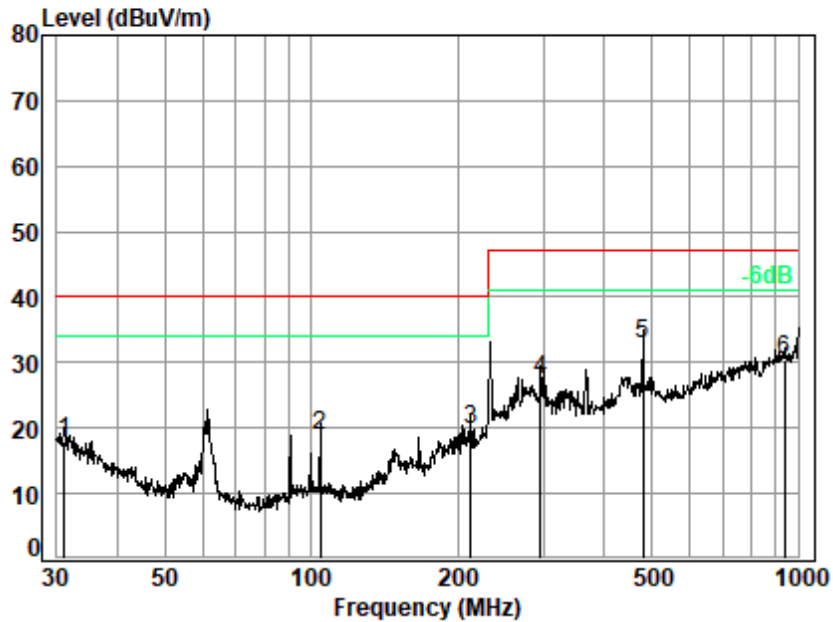
Site : chamber
 Condition: 3m VERTICAL
 Job No. : 00049WM
 Test Mode: 19

	Ant Freq	Cable Factor	Preamp Loss	Read Level	Limit Level	Over Line	Remark
	MHz	dB/m	dB	dBuV	dBuV/m	dBuV/m	dB
1	56.395	11.81	0.92	27.72	36.31	21.32	40.00 -18.68 QP
2	65.114	11.02	0.99	27.69	40.28	24.60	40.00 -15.40 QP
3	166.068	13.16	1.62	27.31	34.82	22.29	40.00 -17.71 QP
4	299.316	17.94	2.20	26.75	34.69	28.08	47.00 -18.92 QP
5	506.479	23.09	2.94	27.59	35.29	33.73	47.00 -13.27 QP
6 q	896.997	27.93	4.11	26.79	33.63	38.88	47.00 -8.12 QP



Unless otherwise agreed in writing, this document is issued by the Company subject to its General Conditions of Service printed overleaf, available on request or accessible at <https://www.sgs.com/en/Terms-and-Conditions>. Attention is drawn to the limitation of liability, indemnification and jurisdiction issues defined therein. Any holder of this document is advised that information contained hereon reflects the Company's findings at the time of its intervention only and within the limits of Client's instructions, if any. The Company's sole responsibility is to its Client and this document does not exonerate parties to a transaction from exercising all their rights and obligations under the transaction documents. This document cannot be reproduced except in full, without prior written approval of the Company. Any unauthorized alteration, forgery or falsification of the content or appearance of this document is unlawful and offenders may be prosecuted to the fullest extent of the law. Unless otherwise stated the results shown in this test report refer only to the sample(s) tested and such sample(s) are retained for 30 days only.

Test Mode: 20; Polarity: Horizontal



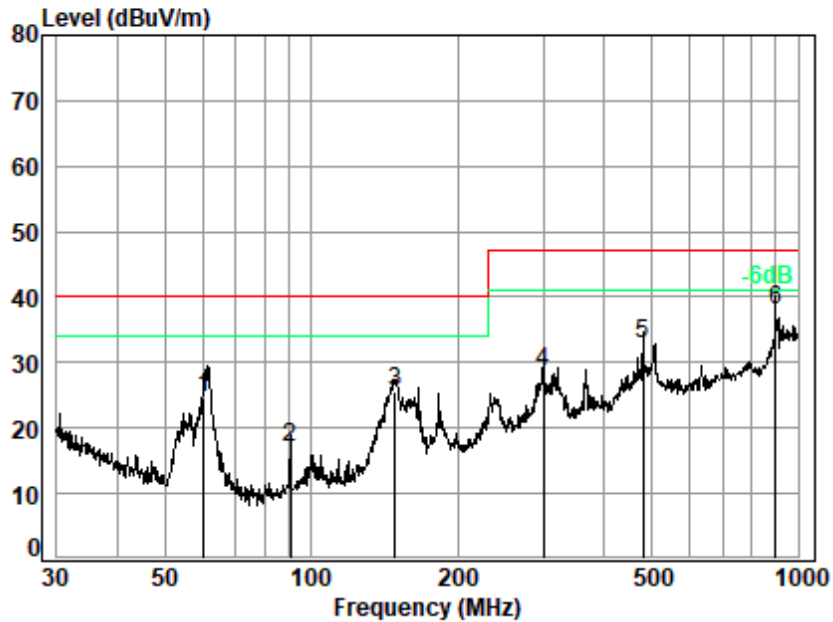
Site : chamber
 Condition: 3m HORIZONTAL
 Job No. : 00049WM
 Test Mode: 20

	Ant Freq	Cable Factor	Preamp Loss	Read Level	Limit Level	Over Limit	Remark	
	MHz	dB/m	dB	dBuV	dBuV/m	dBuV/m	dB	
1	31.071	20.71	0.68	27.79	24.37	17.97	40.00 -22.03	QP
2	104.170	12.22	1.25	27.57	32.92	18.82	40.00 -21.18	QP
3	213.015	14.79	1.83	27.12	30.27	19.77	40.00 -20.23	QP
4	296.184	17.57	2.19	26.77	34.46	27.45	47.00 -19.55	QP
5	480.528	22.75	2.86	27.48	34.81	32.94	47.00 -14.06	QP
6	938.833	28.15	4.22	26.49	24.43	30.31	47.00 -16.69	QP



Unless otherwise agreed in writing, this document is issued by the Company subject to its General Conditions of Service printed overleaf, available on request or accessible at <https://www.sgs.com/en/Terms-and-Conditions>. Attention is drawn to the limitation of liability, indemnification and jurisdiction issues defined therein. Any holder of this document is advised that information contained hereon reflects the Company's findings at the time of its intervention only and within the limits of Client's instructions, if any. The Company's sole responsibility is to its Client and this document does not exonerate parties to a transaction from exercising all their rights and obligations under the transaction documents. This document cannot be reproduced except in full, without prior written approval of the Company. Any unauthorized alteration, forgery or falsification of the content or appearance of this document is unlawful and offenders may be prosecuted to the fullest extent of the law. Unless otherwise stated the results shown in this test report refer only to the sample(s) tested and such sample(s) are retained for 30 days only.

Test Mode: 20; Polarity: Vertical



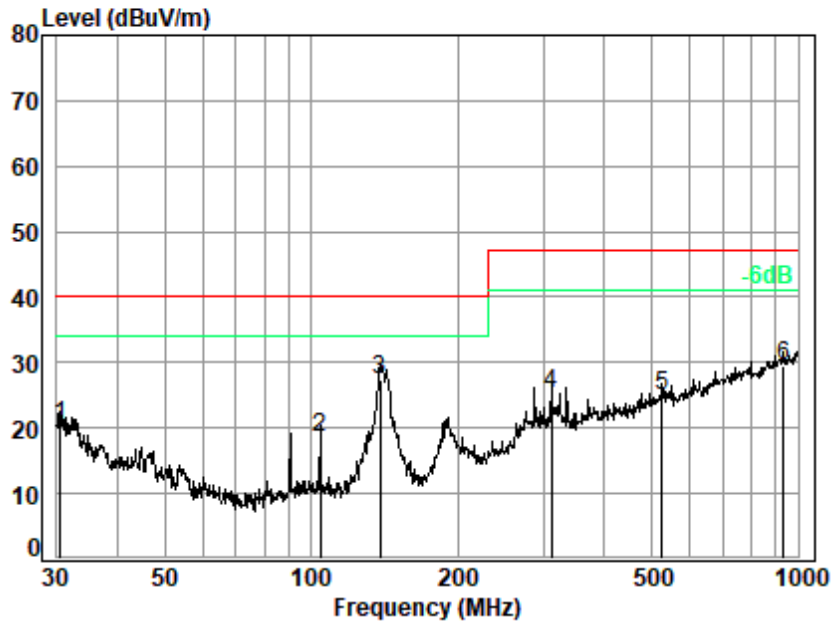
Site : chamber
 Condition: 3m VERTICAL
 Job No. : 00049WM
 Test Mode: 20

	Ant Freq	Cable Factor	Preamp Loss	Read Level	Limit Level	Over Line	Remark
	MHz	dB/m	dB	dBuV	dBuV/m	dBuV/m	dB
1	60.069	11.47	0.95	27.71	39.86	24.57	40.00 -15.43 QP
2	90.537	11.77	1.16	27.62	31.61	16.92	40.00 -23.08 QP
3	148.963	12.93	1.53	27.38	38.36	25.44	40.00 -14.56 QP
4	299.316	17.94	2.20	26.75	35.20	28.59	47.00 -18.41 QP
5	480.528	22.75	2.86	27.48	34.58	32.71	47.00 -14.29 QP
6 q	896.997	27.93	4.11	26.79	32.89	38.14	47.00 -8.86 QP



Unless otherwise agreed in writing, this document is issued by the Company subject to its General Conditions of Service printed overleaf, available on request or accessible at <https://www.sgs.com/en/Terms-and-Conditions>. Attention is drawn to the limitation of liability, indemnification and jurisdiction issues defined therein. Any holder of this document is advised that information contained hereon reflects the Company's findings at the time of its intervention only and within the limits of Client's instructions, if any. The Company's sole responsibility is to its Client and this document does not exonerate parties to a transaction from exercising all their rights and obligations under the transaction documents. This document cannot be reproduced except in full, without prior written approval of the Company. Any unauthorized alteration, forgery or falsification of the content or appearance of this document is unlawful and offenders may be prosecuted to the fullest extent of the law. Unless otherwise stated the results shown in this test report refer only to the sample(s) tested and such sample(s) are retained for 30 days only.

Test Mode: 22; Polarity: Horizontal



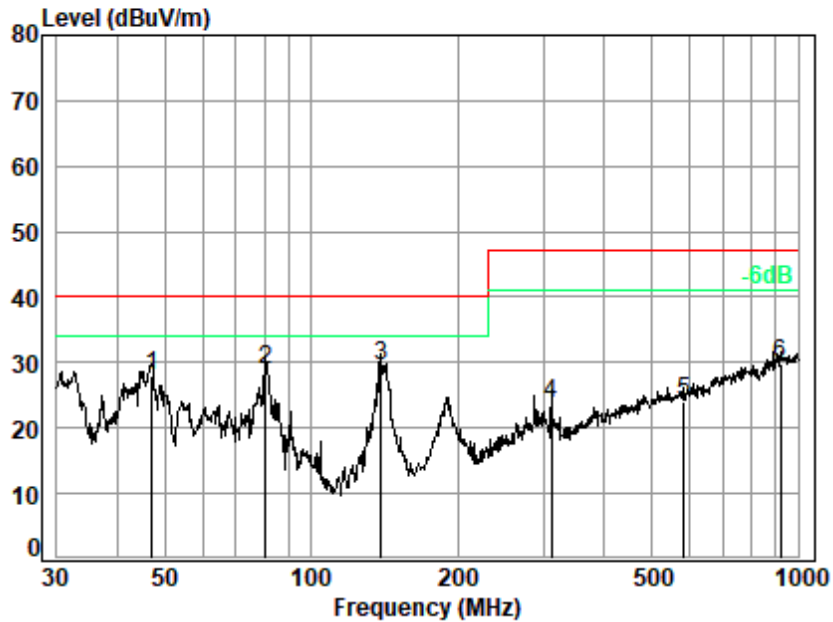
Site : chamber
 Condition: 3m HORIZONTAL
 Job No. : 00049WM
 Test Mode: 22

	Ant Freq	Cable Factor	Preamp Loss	Read Level	Limit Level	Over Line	Remark
	MHz	dB/m	dB	dBuV	dBuV/m	dBuV/m	dB
1	30.531	20.95	0.68	27.79	26.60	40.00	-19.56 QP
2	104.170	12.22	1.25	27.57	32.51	40.00	-21.59 QP
3 q	138.387	11.66	1.47	27.43	41.73	40.00	-12.57 QP
4	311.087	18.41	2.25	26.80	31.30	47.00	-21.84 QP
5	526.397	23.24	3.01	27.67	26.21	47.00	-22.21 QP
6	932.272	28.16	4.21	26.53	23.70	47.00	-17.46 QP



Unless otherwise agreed in writing, this document is issued by the Company subject to its General Conditions of Service printed overleaf, available on request or accessible at <https://www.sgs.com/en/Terms-and-Conditions>. Attention is drawn to the limitation of liability, indemnification and jurisdiction issues defined therein. Any holder of this document is advised that information contained hereon reflects the Company's findings at the time of its intervention only and within the limits of Client's instructions, if any. The Company's sole responsibility is to its Client and this document does not exonerate parties to a transaction from exercising all their rights and obligations under the transaction documents. This document cannot be reproduced except in full, without prior written approval of the Company. Any unauthorized alteration, forgery or falsification of the content or appearance of this document is unlawful and offenders may be prosecuted to the fullest extent of the law. Unless otherwise stated the results shown in this test report refer only to the sample(s) tested and such sample(s) are retained for 30 days only.

Test Mode: 22; Polarity: Vertical



Site : chamber
 Condition: 3m VERTICAL
 Job No. : 00049WM
 Test Mode: 22

	Ant Freq	Cable Factor	Preamp Loss	Read Level	Limit Level	Over Line	Remark
	MHz	dB/m	dB	dBuV	dBuV/m	dBuV/m	dB
1	46.995	13.64	0.84	27.74	41.18	27.92	40.00 -12.08 QP
2	80.644	10.50	1.09	27.65	44.98	28.92	40.00 -11.08 QP
3 q	139.361	11.75	1.48	27.42	43.63	29.44	40.00 -10.56 QP
4	311.087	18.41	2.25	26.80	29.88	23.74	47.00 -23.26 QP
5	582.743	24.05	3.19	27.90	24.70	24.04	47.00 -22.96 QP
6	919.287	28.17	4.17	26.63	23.99	29.70	47.00 -17.30 QP



Unless otherwise agreed in writing, this document is issued by the Company subject to its General Conditions of Service printed overleaf, available on request or accessible at <https://www.sgs.com/en/Terms-and-Conditions>. Attention is drawn to the limitation of liability, indemnification and jurisdiction issues defined therein. Any holder of this document is advised that information contained hereon reflects the Company's findings at the time of its intervention only and within the limits of Client's instructions, if any. The Company's sole responsibility is to its Client and this document does not exonerate parties to a transaction from exercising all their rights and obligations under the transaction documents. This document cannot be reproduced except in full, without prior written approval of the Company. Any unauthorized alteration, forgery or falsification of the content or appearance of this document is unlawful and offenders may be prosecuted to the fullest extent of the law. Unless otherwise stated the results shown in this test report refer only to the sample(s) tested and such sample(s) are retained for 30 days only.

6.3 Radiated Emissions (Above 1GHz)

Test Requirement: 47 CFR Part 15, Subpart B

Test Method: ANSI C63.4:2014

Measurement Distance: 3m

Limit:

Above 1GHz 74(dBµV/m) peak, 54(dBµV/m) average at 3m distance
83.54(dBµV/m) peak, 63.54(dBµV/m) average at 1m distance

Detector: Peak for pre-scan (1MHz resolution bandwidth) 1GHz to 40GHz

6.3.1 E.U.T. Operation

Operating Environment:

Temperature: 18.3 °C Humidity: 42.5 % RH Atmospheric Pressure: 1020 mbar

6.3.2 Test Mode Description

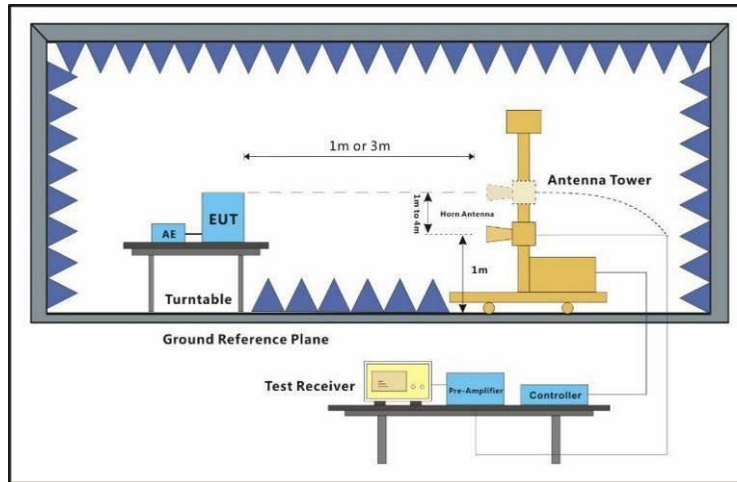
Pre-scan / Final test	Mode Code	Description
Pre-scan	19	Transfer data between the EUT1 and the PC+USB Cable1
Pre-scan	20	Transfer data between the EUT1 and the PC+USB Cable2
Final test	21	Transfer data between the EUT2 and the PC+USB Cable(worst)
Final test	22	Telecom Idle+EUT(worst)+NFC+playing MP4+USB cable(worst)+Adapter1/earphone
Pre-scan	23	Telecom Idle+EUT(worst)+NFC+playing MP4+USB cable(worst)+Adapter2/earphone
Pre-scan	24	Telecom Idle+EUT(worst)+NFC+BT+WLAN5G+USB cable(worst)+Adapter(worst)/earphone
Pre-scan	25	Telecom Idle+EUT(worst)+NFC+camera(Front)+USB cable(worst)+Adapter(worst)/earphone
Pre-scan	26	Telecom Idle+EUT(worst)+NFC+camera(Back)+USB cable(worst)+Adapter(worst)/earphone
Pre-scan	27	Telecom Idle+EUT(worst)+NFC+BT+WLAN2.4G+GNSS+OTG output
Pre-scan	28	GSM 850(RX)+EUT(worst)+NFC+BT+WLAN2.4G+USB cable(worst)+Adapter(worst)/earphone
Pre-scan	29	WCDMA Band 5(RX)+EUT(worst)+NFC+BT+WLAN2.4G+USB cable(worst)+Adapter(worst)/earphone
Pre-scan	30	LTE band 5(RX)+EUT(worst)+NFC+BT+WLAN2.4G+USB cable(worst)+Adapter(worst)/earphone



Unless otherwise agreed in writing, this document is issued by the Company subject to its General Conditions of Service printed overleaf, available on request or accessible at <https://www.sgs.com/en/Terms-and-Conditions>. Attention is drawn to the limitation of liability, indemnification and jurisdiction issues defined therein. Any holder of this document is advised that information contained hereon reflects the Company's findings at the time of its intervention only and within the limits of Client's instructions, if any. The Company's sole responsibility is to its Client and this document does not exonerate parties to a transaction from exercising all their rights and obligations under the transaction documents. This document cannot be reproduced except in full, without prior written approval of the Company. Any unauthorized alteration, forgery or falsification of the content or appearance of this document is unlawful and offenders may be prosecuted to the fullest extent of the law. Unless otherwise stated the results shown in this test report refer only to the sample(s) tested and such sample(s) are retained for 30 days only.

Attention: To check the authenticity of testing /inspection report & certificate, please contact us at telephone: (86-755) 8307 1443, or email: CN.Doccheck@sgs.com
 No.1 Workshop, M-10, Middle Section, Science & Technology Park, Nanshan District, Shenzhen, Guangdong, China 518057 t (86-755) 26012053 f (86-755) 26710594 www.sgs.com.cn
 中国·广东·深圳市南山区科技园中区M-10栋1号厂房 邮编: 518057 t (86-755) 26012053 f (86-755) 26710594 sgs.china@sgs.com

6.3.3 Test Setup Diagram



6.3.4 Measurement Procedure and Data

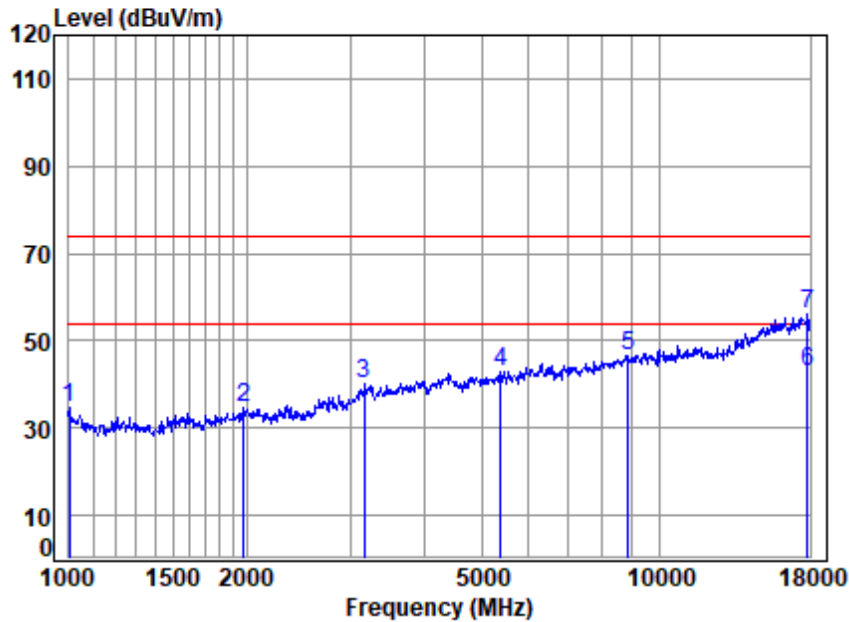
An initial pre-scan was performed in the chamber using the spectrum analyser in peak detection mode. Average measurements were conducted based on the peak sweep graph. The EUT was measured by Horn antenna with 2 orthogonal polarities.

The red line show in graphic is the limit in standard used in this section.

Remark: $Level = Read\ Level + Cable\ Loss + Antenna\ Factor - Preamp\ Factor$



Test Mode: 21; Polarity: Horizontal



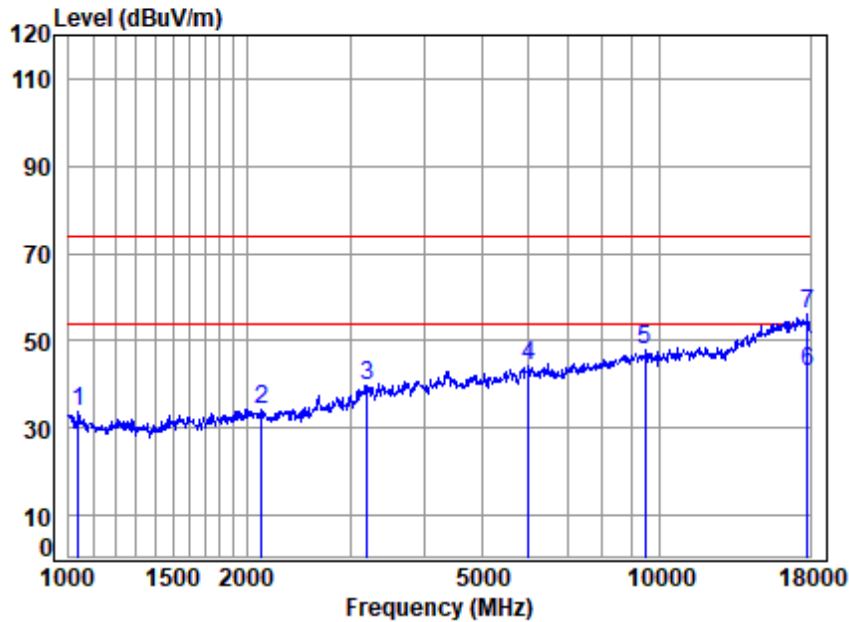
Site : chamber
 Condition: 3m HORIZONTAL
 Job No : 00049WM
 Mode : 21

	Freq	Cable Loss	Ant Factor	Preamp Factor	Read Level	Limit Level	Limit Line	Over Limit	Remark
	MHz	dB	dB/m	dB	dBuV	dBuV/m	dBuV/m	dB	
1	1002.895	5.94	26.21	54.60	56.97	34.52	74.00	-39.48	Peak
2	1978.082	5.05	28.41	54.90	56.19	34.75	74.00	-39.25	Peak
3	3168.500	6.07	32.65	54.87	56.16	40.01	74.00	-33.99	Peak
4	5377.354	8.14	34.51	53.76	53.80	42.69	74.00	-31.31	Peak
5	8866.062	10.33	37.20	53.54	52.74	46.73	74.00	-27.27	Peak
6	q17844.590	14.75	43.90	52.48	36.90	43.07	54.00	-10.93	Average
7	p17844.590	14.75	43.90	52.48	49.76	55.93	74.00	-18.07	Peak



Unless otherwise agreed in writing, this document is issued by the Company subject to its General Conditions of Service printed overleaf, available on request or accessible at <https://www.sgs.com/en/Terms-and-Conditions>. Attention is drawn to the limitation of liability, indemnification and jurisdiction issues defined therein. Any holder of this document is advised that information contained hereon reflects the Company's findings at the time of its intervention only and within the limits of Client's instructions, if any. The Company's sole responsibility is to its Client and this document does not exonerate parties to a transaction from exercising all their rights and obligations under the transaction documents. This document cannot be reproduced except in full, without prior written approval of the Company. Any unauthorized alteration, forgery or falsification of the content or appearance of this document is unlawful and offenders may be prosecuted to the fullest extent of the law. Unless otherwise stated the results shown in this test report refer only to the sample(s) tested and such sample(s) are retained for 30 days only.

Test Mode: 21; Polarity: Vertical



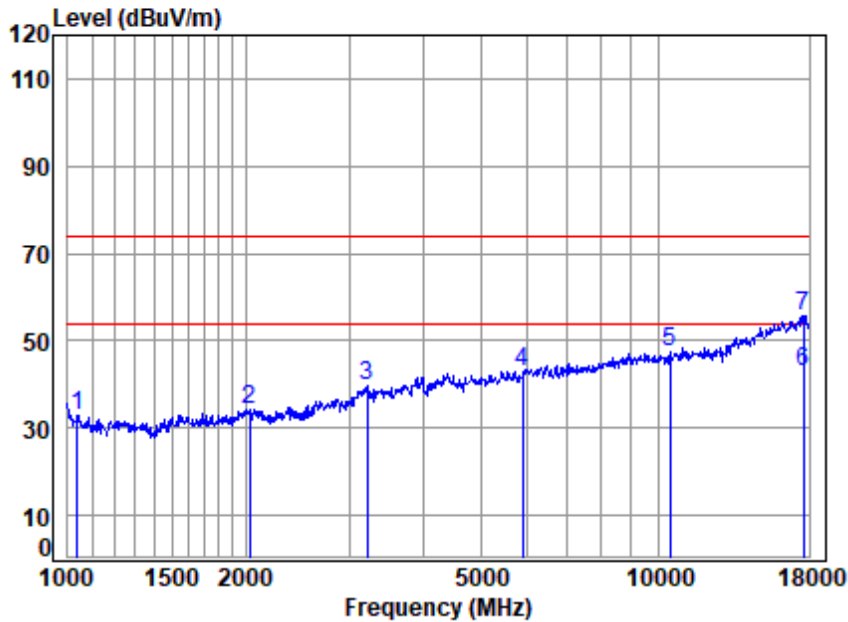
Site : chamber
 Condition: 3m VERTICAL
 Job No : 00049WM
 Mode : 21

	Freq	Cable Loss	Ant Factor	Preamp Factor	Read Level	Limit Level	Over Limit	Remark
	MHz	dB	dB/m	dB	dBuV	dBuV/m	dBuV/m	dB
1	1038.290	5.85	25.07	54.62	57.42	33.72	74.00	-40.28 Peak
2	2120.171	5.16	28.56	54.91	55.51	34.32	74.00	-39.68 Peak
3	3205.345	6.09	32.81	54.84	55.81	39.87	74.00	-34.13 Peak
4	6001.626	8.77	34.90	53.10	53.50	44.07	74.00	-29.93 Peak
5	9475.497	10.64	37.45	53.40	53.15	47.84	74.00	-26.16 Peak
6	q17793.090	14.74	43.89	52.50	36.90	43.03	54.00	-10.97 Average
7	p17793.090	14.74	43.89	52.50	49.98	56.11	74.00	-17.89 Peak



Unless otherwise agreed in writing, this document is issued by the Company subject to its General Conditions of Service printed overleaf, available on request or accessible at <https://www.sgs.com/en/Terms-and-Conditions>. Attention is drawn to the limitation of liability, indemnification and jurisdiction issues defined therein. Any holder of this document is advised that information contained hereon reflects the Company's findings at the time of its intervention only and within the limits of Client's instructions, if any. The Company's sole responsibility is to its Client and this document does not exonerate parties to a transaction from exercising all their rights and obligations under the transaction documents. This document cannot be reproduced except in full, without prior written approval of the Company. Any unauthorized alteration, forgery or falsification of the content or appearance of this document is unlawful and offenders may be prosecuted to the fullest extent of the law. Unless otherwise stated the results shown in this test report refer only to the sample(s) tested and such sample(s) are retained for 30 days only.

Test Mode: 22; Polarity: Horizontal



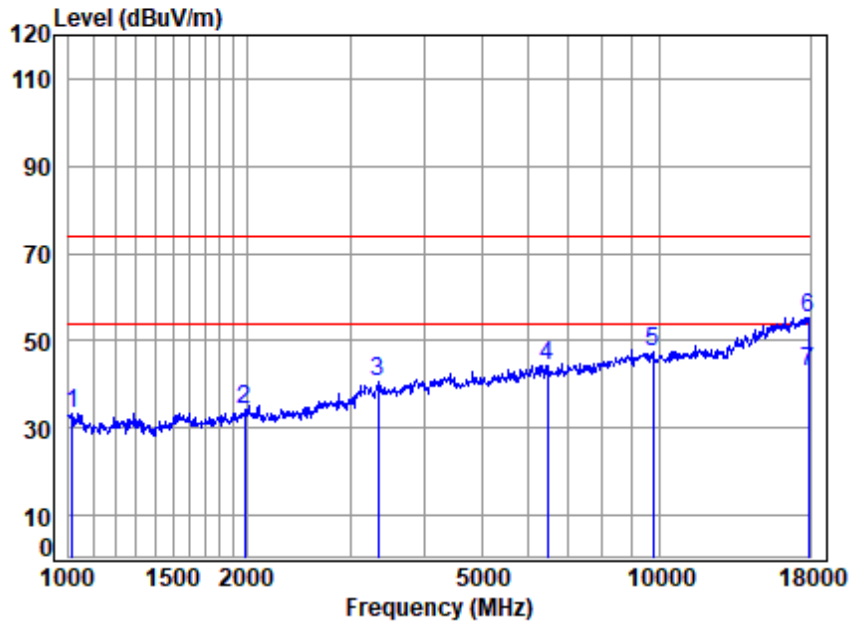
Site : chamber
 Condition: 3m HORIZONTAL
 Job No : 00049WM
 Mode : 22

	Freq	Cable Loss	Ant Factor	Preamp Factor	Read Level	Limit Level	Limit Line	Over Limit	Remark
	MHz	dB	dB/m	dB	dBuV	dBuV/m	dBuV/m	dB	
1	1038.290	5.85	25.07	54.62	56.58	32.88	74.00	-41.12	Peak
2	2030.214	5.09	28.92	54.90	55.24	34.35	74.00	-39.65	Peak
3	3214.623	6.10	32.67	54.83	55.88	39.82	74.00	-34.18	Peak
4	5898.442	8.68	34.59	53.20	53.05	43.12	74.00	-30.88	Peak
5	10453.970	11.09	37.21	53.11	52.08	47.27	74.00	-26.73	Peak
6	q17639.470	14.69	43.68	52.58	37.12	42.91	54.00	-11.09	Average
7	p17639.470	14.69	43.68	52.58	49.97	55.76	74.00	-18.24	Peak



Unless otherwise agreed in writing, this document is issued by the Company subject to its General Conditions of Service printed overleaf, available on request or accessible at <https://www.sgs.com/en/Terms-and-Conditions>. Attention is drawn to the limitation of liability, indemnification and jurisdiction issues defined therein. Any holder of this document is advised that information contained hereon reflects the Company's findings at the time of its intervention only and within the limits of Client's instructions, if any. The Company's sole responsibility is to its Client and this document does not exonerate parties to a transaction from exercising all their rights and obligations under the transaction documents. This document cannot be reproduced except in full, without prior written approval of the Company. Any unauthorized alteration, forgery or falsification of the content or appearance of this document is unlawful and offenders may be prosecuted to the fullest extent of the law. Unless otherwise stated the results shown in this test report refer only to the sample(s) tested and such sample(s) are retained for 30 days only.

Test Mode: 22; Polarity: Vertical



Site : chamber
 Condition: 3m VERTICAL
 Job No : 00049WM
 Mode : 22

	Freq	Cable Loss	Ant Factor	Preamp Factor	Read Level	Level	Limit Line	Over Limit	Remark
	MHz	dB	dB/m	dB	dBuV	dBuV/m	dBuV/m	dB	
1	1014.557	5.91	25.83	54.61	56.30	33.43	74.00	-40.57	Peak
2	1983.808	5.06	28.51	54.90	55.68	34.35	74.00	-39.65	Peak
3	3347.371	6.18	32.05	54.73	57.16	40.66	74.00	-33.34	Peak
4	6470.026	8.83	35.54	53.15	53.15	44.37	74.00	-29.63	Peak
5	9753.371	10.56	37.39	53.29	52.61	47.27	74.00	-26.73	Peak
6	p17896.250	14.77	43.90	52.45	49.22	55.44	74.00	-18.56	Peak
7	q17896.250	14.77	43.90	52.45	36.53	42.75	54.00	-11.25	Average



Unless otherwise agreed in writing, this document is issued by the Company subject to its General Conditions of Service printed overleaf, available on request or accessible at <https://www.sgs.com/en/Terms-and-Conditions>. Attention is drawn to the limitation of liability, indemnification and jurisdiction issues defined therein. Any holder of this document is advised that information contained hereon reflects the Company's findings at the time of its intervention only and within the limits of Client's instructions, if any. The Company's sole responsibility is to its Client and this document does not exonerate parties to a transaction from exercising all their rights and obligations under the transaction documents. This document cannot be reproduced except in full, without prior written approval of the Company. Any unauthorized alteration, forgery or falsification of the content or appearance of this document is unlawful and offenders may be prosecuted to the fullest extent of the law. Unless otherwise stated the results shown in this test report refer only to the sample(s) tested and such sample(s) are retained for 30 days only.

7 Test Setup Photo

Please refer to SZCR2501000049 Appendix_Setup Photo

8 EUT Constructional Details (EUT Photos)

Refer to Appendix – External and Internal Photos for SZCR2501000049WM

- End of the Report -

