Mode	31	
	Band Edge	
	U-NII-3_5.725-5.85_802.11a_CH149_5745MHz	
ANT	8	
Pol.	Vertical	Fundamental
Peak	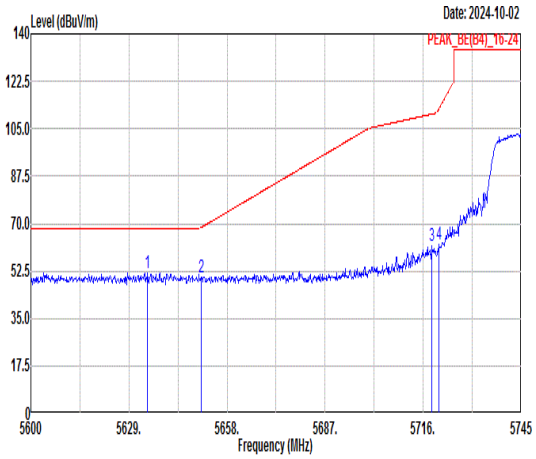 Freq Level Limit Line Margin (dB) Read Level Ant Factor Cable Loss Preamp Factor APos TPos Remark 1 5634.51 51.87 68.30 -16.43 38.60 36.09 9.83 32.65 336 243 PEAK 2 5650.46 50.37 68.64 -18.27 37.06 36.11 9.86 32.66 336 243 PEAK 3 5718.61 61.60 110.41 -48.81 48.07 36.21 10.01 32.69 336 243 PEAK 4 5720.64 62.11 112.26 -50.15 48.58 36.21 10.01 32.69 336 243 PEAK	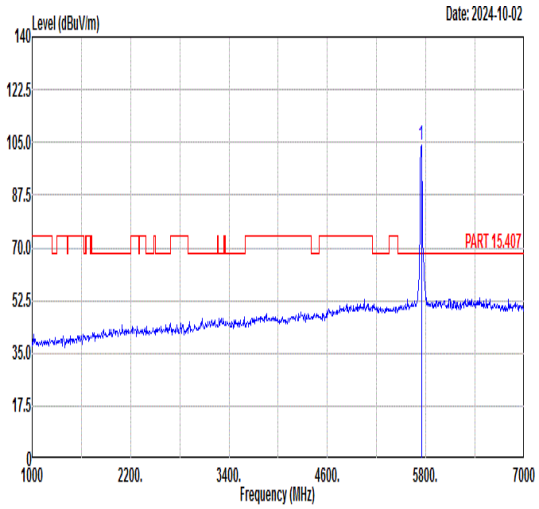 Freq Level Limit Line Margin (dB) Read Level Ant Factor Cable Loss Preamp Factor APos TPos Remark 1 5745.00 104.05 ------ ------ 90.45 36.24 10.06 32.70 336 243 PEAK
Avg	Blank	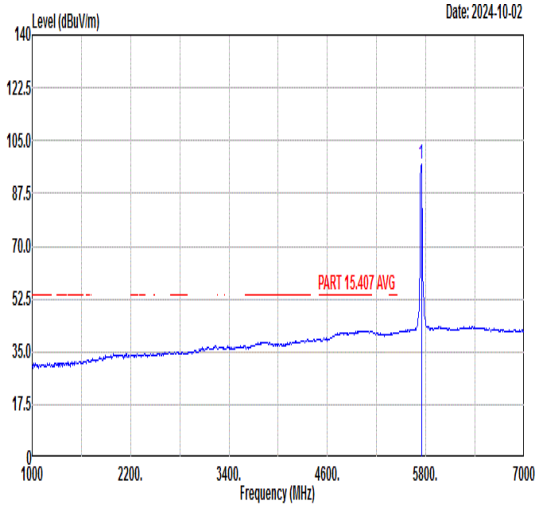 Freq Level Limit Line Margin (dB) Read Level Ant Factor Cable Loss Preamp Factor APos TPos Remark 1 5745.00 97.25 ------ ------ 83.65 36.24 10.06 32.70 336 243 AVERAGE

Mode	31	
	Harmonic	
	U-NII-3_5.725-5.85_802.11a_CH149_5745MHz	
ANT	8	
Pol.	Horizontal	Vertical
Peak Avg	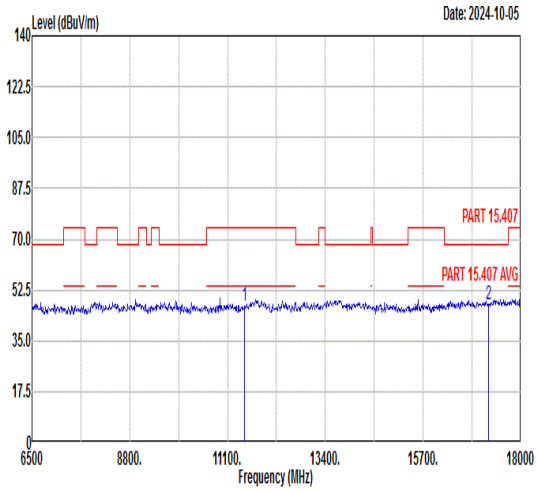 Freq Level Limit Line Margin Read Level Ant Factor Cable Loss Preamp Factor APos TPos Remark MHz dBuV/m dBuV/m dB dBuV dB/m dB dB cm deg 1 11490.00 46.78 74.00 -27.22 45.41 39.20 12.87 50.70 --- --- Peak 2 17235.00 47.64 68.30 -20.66 42.00 41.86 15.72 51.94 --- --- Peak	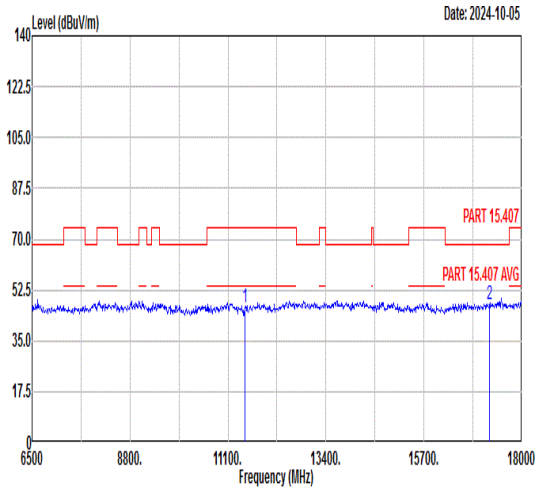 Freq Level Limit Line Margin Read Level Ant Factor Cable Loss Preamp Factor APos TPos Remark MHz dBuV/m dBuV/m dB dBuV dB/m dB dB cm deg 1 11490.00 46.57 74.00 -27.43 45.20 39.20 12.87 50.70 --- --- Peak 2 17235.00 47.38 68.30 -20.92 41.74 41.86 15.72 51.94 --- --- Peak

Mode	32	
	Harmonic	
	U-NII-3_5.725-5.85_802.11a_CH157_5785MHz	
ANT	8	
Pol.	Horizontal	Vertical
Peak Avg	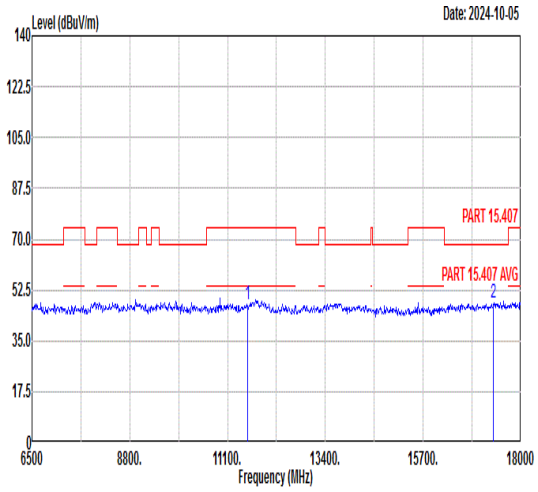 Freq Level Limit Line Margin Read Level Ant Factor Cable Loss Preamp Factor APos TPos Remark MHz dBuV/m dBuV/m dB dBuV dB/m dB dB cm deg 1 11570.00 47.40 74.00 -26.60 45.90 39.23 12.93 50.66 --- --- Peak 2 17355.00 47.93 68.30 -20.37 42.19 41.99 15.81 52.06 --- --- Peak	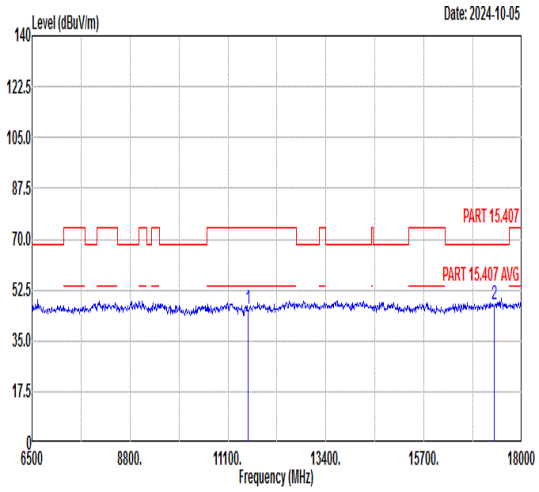 Freq Level Limit Line Margin Read Level Ant Factor Cable Loss Preamp Factor APos TPos Remark MHz dBuV/m dBuV/m dB dBuV dB/m dB dB cm deg 1 11570.00 45.97 74.00 -28.03 44.47 39.23 12.93 50.66 --- --- Peak 2 17355.00 47.46 68.30 -20.84 41.72 41.99 15.81 52.06 --- --- Peak

Mode	33
	Band Edge
	U-NII-3_5.725-5.85_802.11a_CH165_5825MHz
ANT	8

Pol.	Horizontal	Fundamental
Peak	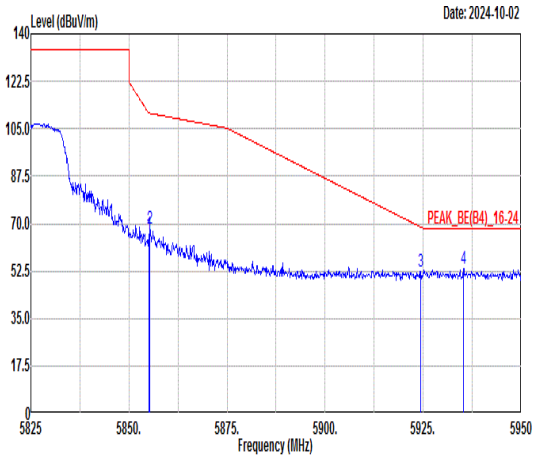 Freq Level Limit Line Margin (dB) Read Level Ant Factor Cable Loss Preamp Factor APos TPos Remark 1 5855.00 66.07 110.80 -44.73 52.12 36.40 10.29 32.74 126 299 PEAK 2 5855.38 68.14 110.69 -42.55 54.19 36.40 10.29 32.74 126 299 PEAK 3 5924.38 52.49 68.76 -16.27 38.33 36.49 10.44 32.77 126 299 PEAK 4 5935.25 53.34 68.30 -14.96 39.14 36.51 10.46 32.77 126 299 PEAK	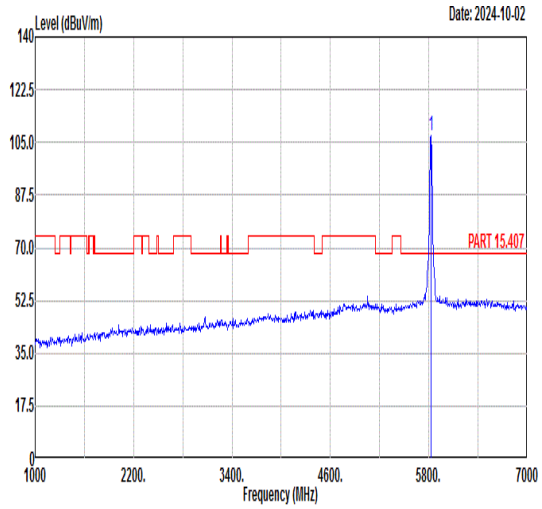 Freq Level Limit Line Margin (dB) Read Level Ant Factor Cable Loss Preamp Factor APos TPos Remark 1 5825.00 107.31 ------ ------ 93.46 36.35 10.23 32.73 126 299 PEAK
Avg	Blank	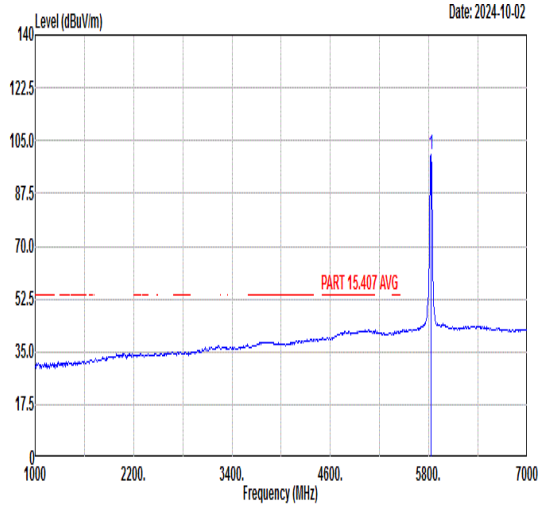 Freq Level Limit Line Margin (dB) Read Level Ant Factor Cable Loss Preamp Factor APos TPos Remark 1 5825.00 100.54 ------ ------ 86.69 36.35 10.23 32.73 126 299 AVERAGE

Mode	33
	Band Edge
	U-NII-3_5.725-5.85_802.11a_CH165_5825MHz
ANT	8

Pol.	Vertical	Fundamental
Peak	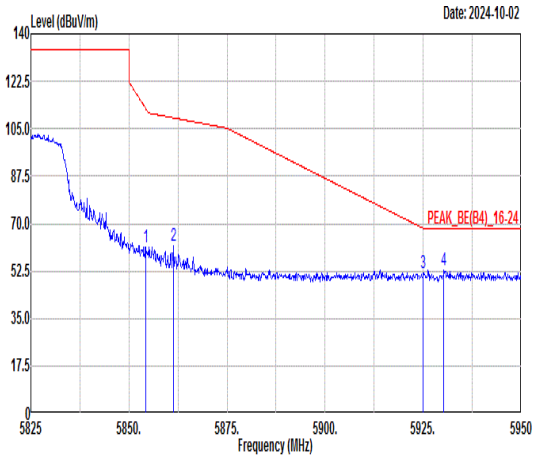 Freq Level Limit Line Margin (dB) Read Level Ant Factor Cable Loss Preamp Factor APos TPos Remark 1 5854.38 61.53 112.22 -50.69 47.58 36.40 10.29 32.74 304 257 PEAK 2 5861.38 61.90 109.01 -47.11 47.92 36.41 10.31 32.74 304 257 PEAK 3 5925.00 51.86 68.30 -16.44 37.70 36.49 10.44 32.77 304 257 PEAK 4 5930.25 52.81 68.30 -15.49 38.63 36.50 10.45 32.77 304 257 PEAK	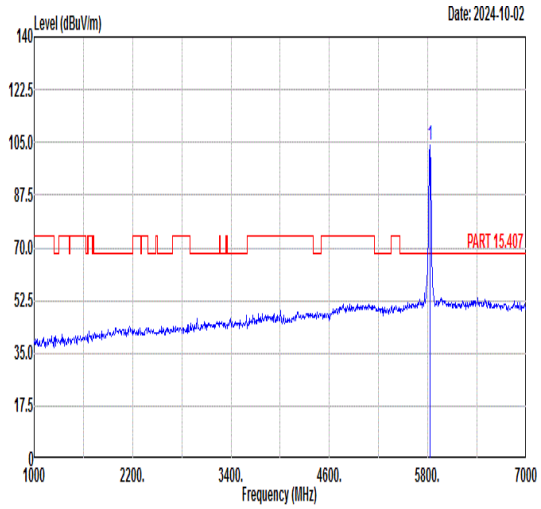 Freq Level Limit Line Margin (dB) Read Level Ant Factor Cable Loss Preamp Factor APos TPos Remark 1 5825.00 103.95 ------ ------ 90.10 36.35 10.23 32.73 304 257 PEAK
Avg	Blank	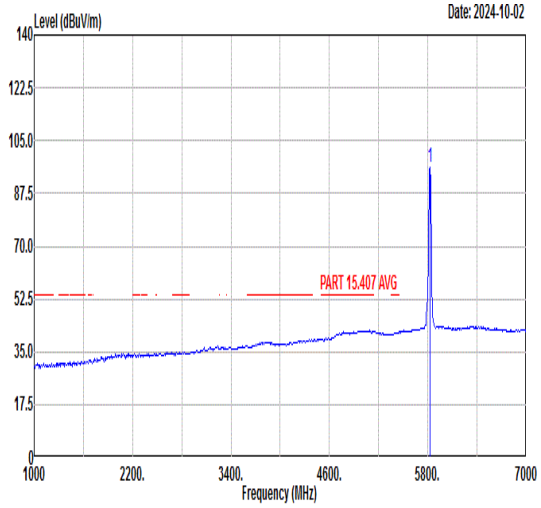 Freq Level Limit Line Margin (dB) Read Level Ant Factor Cable Loss Preamp Factor APos TPos Remark 1 5825.00 96.20 ------ ------ 82.35 36.35 10.23 32.73 304 257 AVERAGE

Mode	33	
	Harmonic	
	U-NII-3_5.725-5.85_802.11a_CH165_5825MHz	
ANT	8	
Pol.	Horizontal	Vertical
Peak Avg	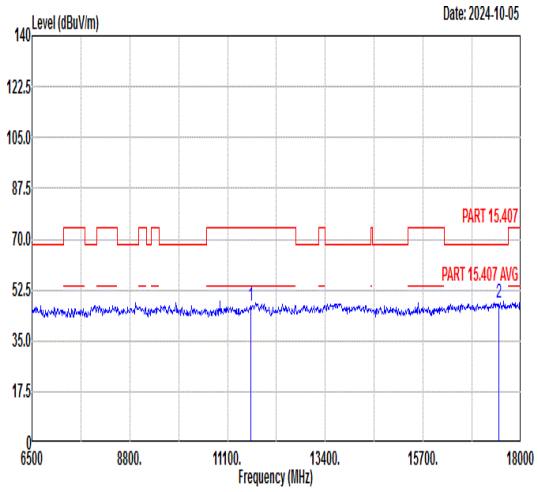 Freq Level Limit Line Margin Read Level Ant Factor Cable Loss Preamp Factor APos TPos Remark MHz dBuV/m dBuV/m dB dBuV dB/m dB dB cm deg 1 11650.00 47.08 74.00 -26.92 45.44 39.26 12.99 50.61 --- --- Peak 2 17475.00 47.96 68.30 -20.34 42.11 42.12 15.90 52.17 --- --- Peak	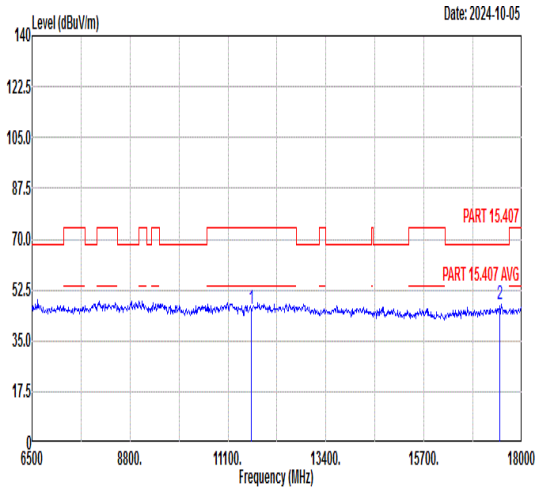 Freq Level Limit Line Margin Read Level Ant Factor Cable Loss Preamp Factor APos TPos Remark MHz dBuV/m dBuV/m dB dBuV dB/m dB dB cm deg 1 11650.00 46.12 74.00 -27.88 44.48 39.26 12.99 50.61 --- --- Peak 2 17475.00 47.63 68.30 -20.67 41.78 42.12 15.90 52.17 --- --- Peak

Mode	34	
	Band Edge	
	U-NII-3_5.725-5.85_802.11n HT20_CH149_5745MHz	
ANT	8	
Pol.	Horizontal	Fundamental
Peak	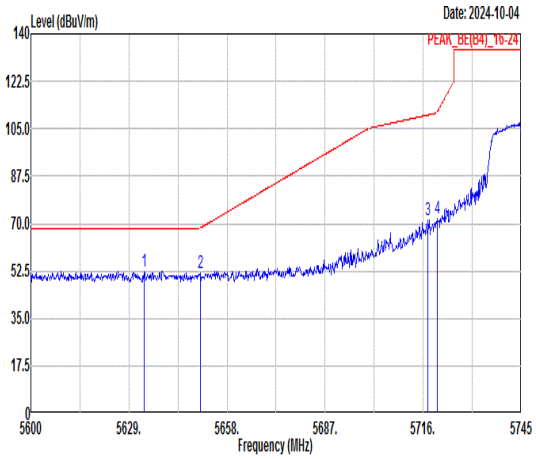 Freq Level Limit Line Margin (dB) Read Level Ant Factor Cable Loss Preamp Factor APos TPos Remark 1 5633.50 52.33 68.30 -15.97 39.06 36.09 9.83 32.65 100 292 PEAK 2 5650.03 51.85 68.32 -16.47 38.54 36.11 9.86 32.66 100 292 PEAK 3 5717.45 71.48 110.09 -38.61 57.97 36.20 10.00 32.69 100 292 PEAK 4 5720.21 71.98 111.27 -39.29 58.45 36.21 10.01 32.69 100 292 PEAK	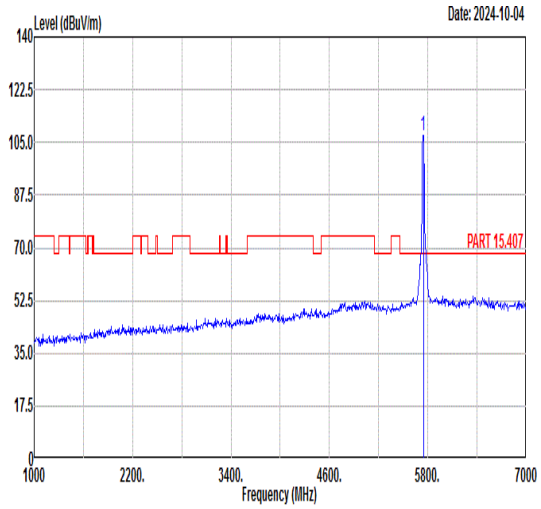 Freq Level Limit Line Margin (dB) Read Level Ant Factor Cable Loss Preamp Factor APos TPos Remark 1 5745.00 107.35 ------ ------ 93.76 36.24 10.05 32.70 100 292 PEAK
Avg	Blank	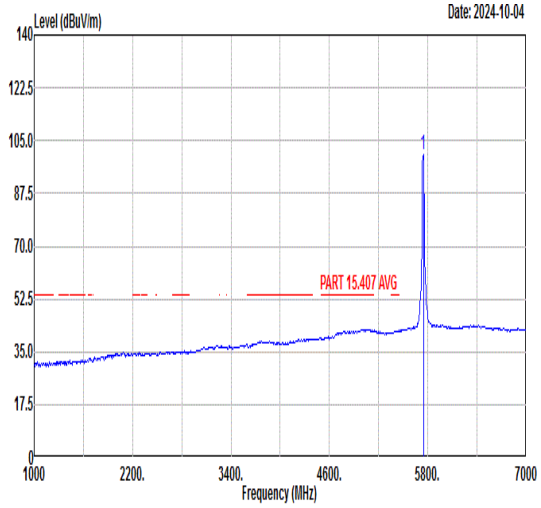 Freq Level Limit Line Margin (dB) Read Level Ant Factor Cable Loss Preamp Factor APos TPos Remark 1 5745.00 100.43 ------ ------ 86.83 36.24 10.06 32.70 100 292 AVERAGE

Mode	34	
	Band Edge	
	U-NII-3_5.725-5.85_802.11n HT20_CH149_5745MHz	
ANT	8	
Pol.	Vertical	Fundamental
Peak	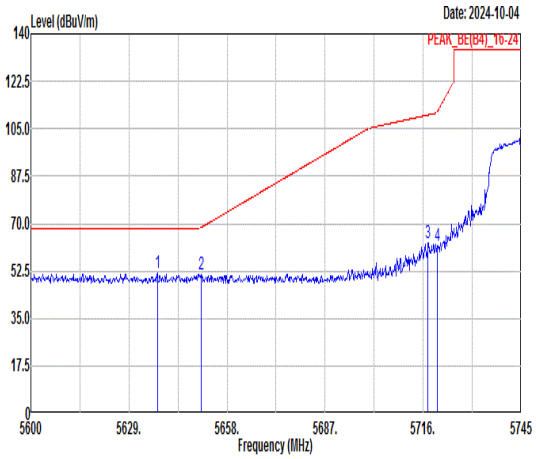 Freq Level Limit Line Margin (dB) Read Level Ant Factor Cable Loss Preamp Factor APos TPos Remark 1 5637.41 51.97 68.30 -16.33 38.70 36.09 9.83 32.65 400 251 PEAK 2 5650.32 51.05 68.53 -17.48 37.74 36.11 9.86 32.66 400 251 PEAK 3 5717.45 63.11 110.09 -46.98 49.60 36.20 10.00 32.69 400 251 PEAK 4 5720.21 61.85 111.27 -49.42 48.32 36.21 10.01 32.69 400 251 PEAK	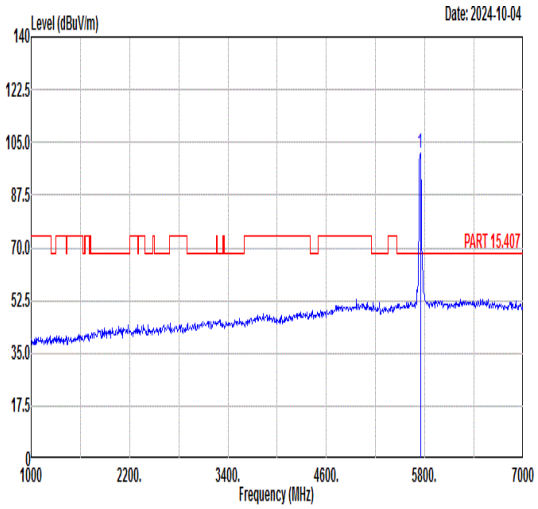 Freq Level Limit Line Margin (dB) Read Level Ant Factor Cable Loss Preamp Factor APos TPos Remark 1 5745.00 101.69 ------ ------ 88.09 36.24 10.06 32.70 400 251 PEAK
Avg	Blank	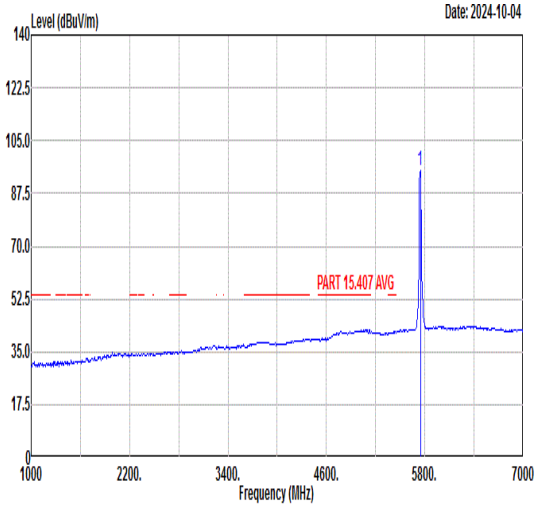 Freq Level Limit Line Margin (dB) Read Level Ant Factor Cable Loss Preamp Factor APos TPos Remark 1 5745.00 95.17 ------ ------ 81.57 36.24 10.06 32.70 400 251 AVERAGE

Mode	34	
	Harmonic	
	U-NII-3_5.725-5.85_802.11n HT20_CH149_5745MHz	
ANT	8	
Pol.	Horizontal	Vertical
Peak Avg	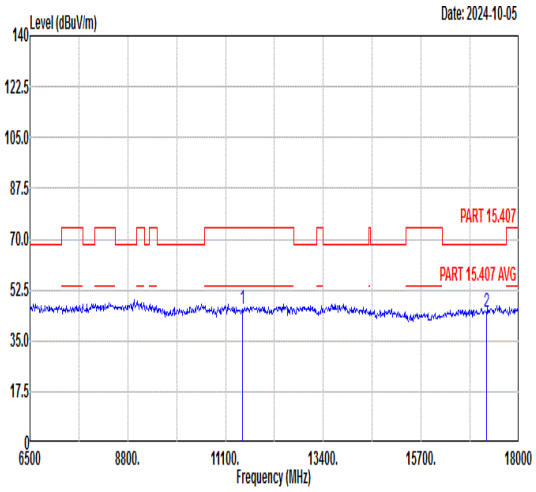 Freq Level Limit Line Margin Read Level Ant Factor Cable Loss Preamp Factor APos TPos Remark MHz dBuV/m dBuV/m dB dBuV dB/m dB dB cm deg 1 11490.00 46.14 74.00 -27.86 44.77 39.20 12.87 50.70 --- --- Peak 2 17235.00 45.04 68.30 -23.26 39.40 41.86 15.72 51.94 --- --- Peak	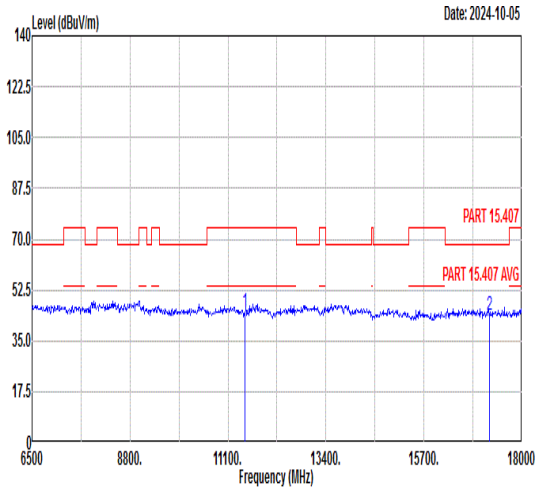 Freq Level Limit Line Margin Read Level Ant Factor Cable Loss Preamp Factor APos TPos Remark MHz dBuV/m dBuV/m dB dBuV dB/m dB dB cm deg 1 11490.00 44.66 74.00 -29.34 43.29 39.20 12.87 50.70 --- --- Peak 2 17235.00 44.05 68.30 -24.25 38.41 41.86 15.72 51.94 --- --- Peak

Mode	35	
	Harmonic	
	U-NII-3_5.725-5.85_802.11n HT20_CH157_5785MHz	
ANT	8	
Pol.	Horizontal	Vertical
Peak Avg	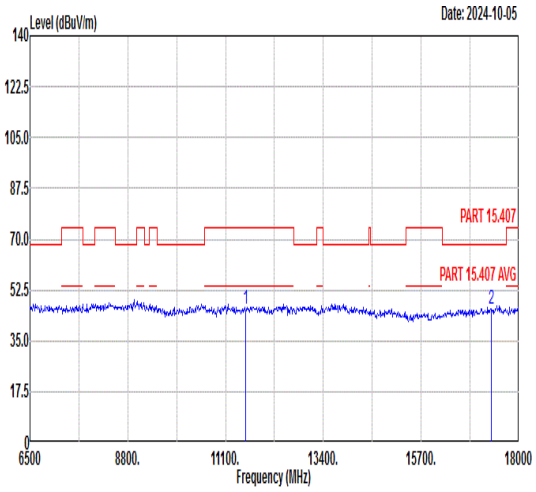 Freq Level Limit Line Margin Read Level Ant Factor Cable Loss Preamp Factor APos TPos Remark MHz dBuV/m dBuV/m dB dBuV dB/m dB dB cm deg 1 11570.00 46.06 74.00 -27.94 44.56 39.23 12.93 50.66 --- --- Peak 2 17355.00 45.91 68.30 -22.39 40.17 41.99 15.81 52.06 --- --- Peak	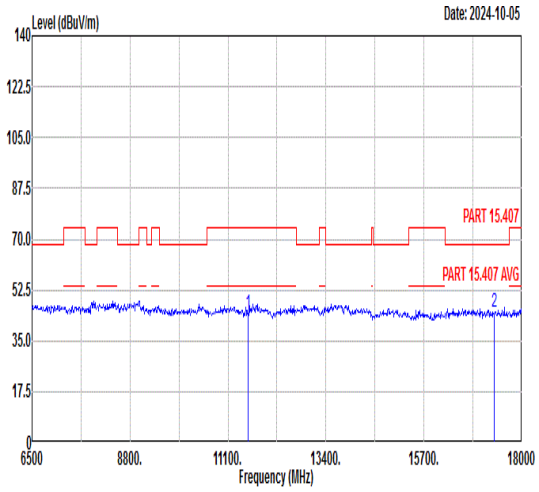 Freq Level Limit Line Margin Read Level Ant Factor Cable Loss Preamp Factor APos TPos Remark MHz dBuV/m dBuV/m dB dBuV dB/m dB dB cm deg 1 11570.00 44.45 74.00 -29.55 42.95 39.23 12.93 50.66 --- --- Peak 2 17355.00 44.72 68.30 -23.58 38.98 41.99 15.81 52.06 --- --- Peak

Mode	36	
	Band Edge	
	U-NII-3_5.725-5.85_802.11n HT20_CH165_5825MHz	
ANT	8	
Pol.	Horizontal	Fundamental
Peak	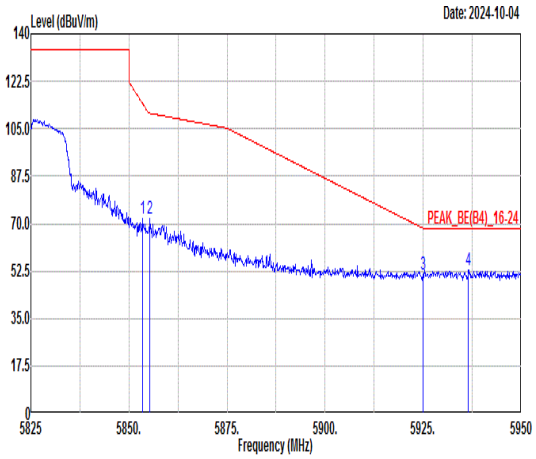 Freq Level Limit Line Margin (dB) Read Level Ant Factor Cable Loss Preamp Factor APos TPos Remark 1 5853.50 72.03 114.22 -42.19 58.09 36.39 10.29 32.74 100 293 PEAK 2 5855.38 71.85 110.69 -38.84 57.90 36.40 10.29 32.74 100 293 PEAK 3 5925.00 51.50 68.30 -16.80 37.34 36.49 10.44 32.77 100 293 PEAK 4 5936.50 52.86 68.30 -15.44 38.66 36.51 10.46 32.77 100 293 PEAK	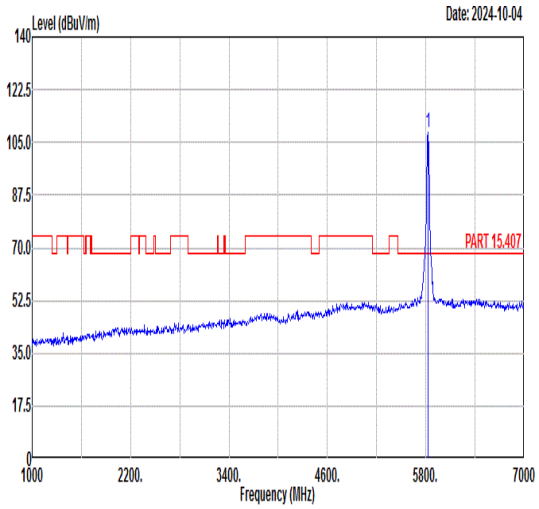 Freq Level Limit Line Margin (dB) Read Level Ant Factor Cable Loss Preamp Factor APos TPos Remark 1 5825.00 108.07 ------ ------ 94.22 36.35 10.23 32.73 100 293 PEAK
Avg	Blank	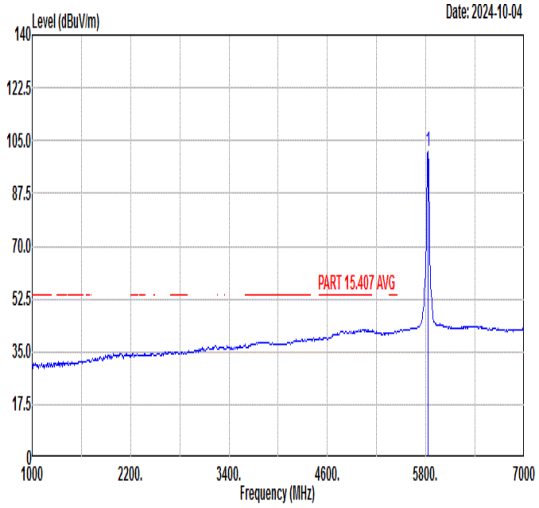 Freq Level Limit Line Margin (dB) Read Level Ant Factor Cable Loss Preamp Factor APos TPos Remark 1 5825.00 101.61 ------ ------ 87.76 36.35 10.23 32.73 100 293 AVERAGE

Mode	36	
	Band Edge	
	U-NII-3_5.725-5.85_802.11n HT20_CH165_5825MHz	
ANT	8	
Pol.	Vertical	Fundamental
Peak	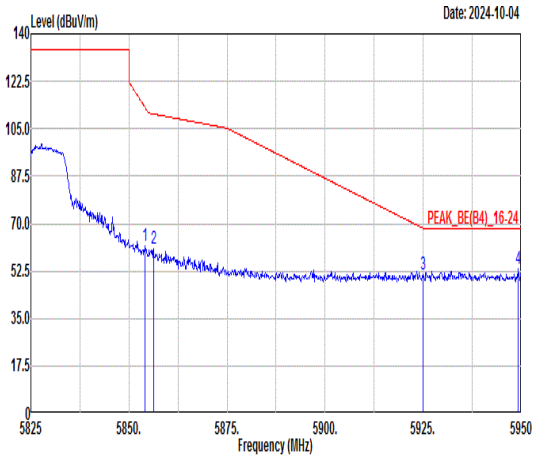 Freq Level Limit Line Margin (dB) Read Level Ant Factor Cable Loss Preamp Factor APos TPos Remark 1 5854.13 61.84 112.79 -50.95 47.89 36.40 10.29 32.74 100 190 PEAK 2 5856.25 60.62 110.45 -49.83 46.67 36.40 10.29 32.74 100 190 PEAK 3 5924.88 51.36 68.39 -17.03 37.20 36.49 10.44 32.77 100 190 PEAK 4 5949.25 53.52 68.30 -14.78 39.28 36.53 10.49 32.78 100 190 PEAK	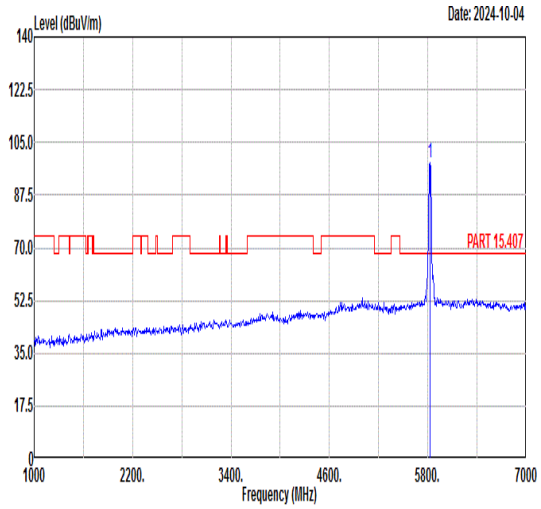 Freq Level Limit Line Margin (dB) Read Level Ant Factor Cable Loss Preamp Factor APos TPos Remark 1 5825.00 98.25 ------ ------ 84.38 36.36 10.24 32.73 100 190 PEAK
Avg	Blank	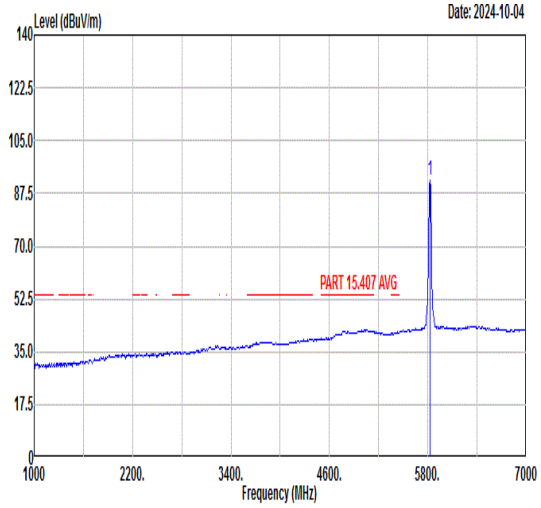 Freq Level Limit Line Margin (dB) Read Level Ant Factor Cable Loss Preamp Factor APos TPos Remark 1 5825.00 91.81 ------ ------ 77.94 36.36 10.24 32.73 100 190 AVERAGE

Mode	36	
	Harmonic	
	U-NII-3_5.725-5.85_802.11n HT20_CH165_5825MHz	
ANT	8	
Pol.	Horizontal	Vertical
Peak Avg	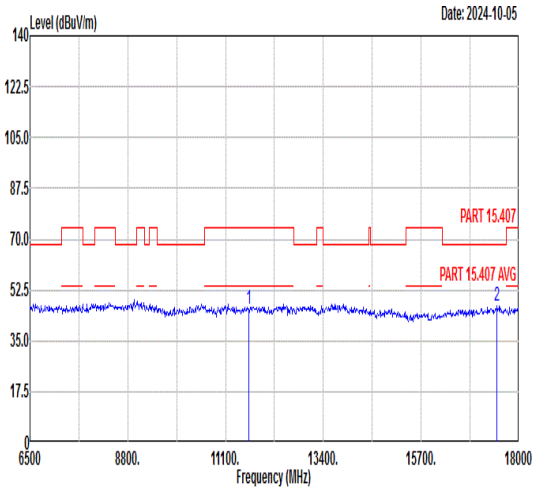 Freq Level Limit Line Margin Read Level Ant Factor Cable Loss Preamp Factor APos TPos Remark MHz dBuV/m dBuV/m dB dBuV dB/m dB dB cm deg 1 11650.00 46.18 74.00 -27.82 44.54 39.26 12.99 50.61 --- --- Peak 2 17475.00 47.23 68.30 -21.07 41.38 42.12 15.90 52.17 --- --- Peak	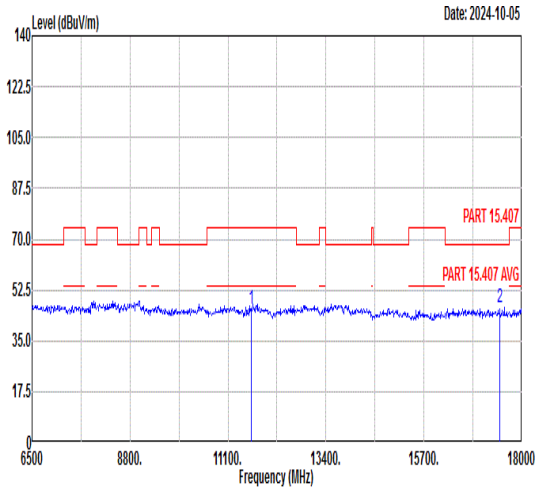 Freq Level Limit Line Margin Read Level Ant Factor Cable Loss Preamp Factor APos TPos Remark MHz dBuV/m dBuV/m dB dBuV dB/m dB dB cm deg 1 11650.00 45.87 74.00 -28.13 44.23 39.26 12.99 50.61 --- --- Peak 2 17475.00 46.31 68.30 -21.99 40.46 42.12 15.90 52.17 --- --- Peak

Mode	37	
	Band Edge - L	
	U-NII-3_5.725-5.85_802.11n HT40_CH151_5755MHz	
ANT	8	
Pol.	Horizontal	Fundamental
Peak	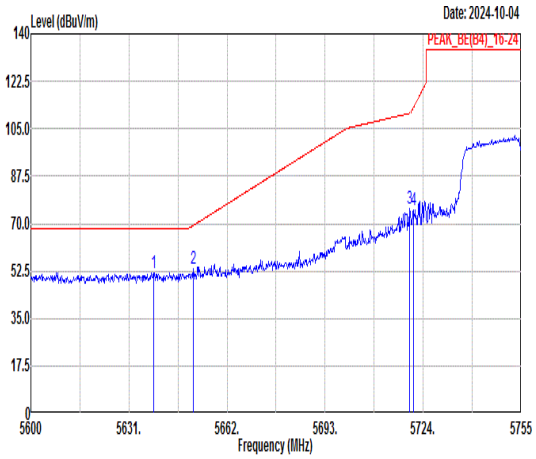 Freq Level Limit Line Margin (dB) Read Level Ant Factor Cable Loss Preamp Factor APos TPos Remark 1 5638.91 51.98 68.30 -16.32 38.71 36.09 9.84 32.66 100 306 PEAK 2 5651.31 53.24 69.27 -16.03 39.93 36.11 9.86 32.66 100 306 PEAK 3 5719.66 75.33 110.71 -35.38 61.80 36.21 10.01 32.69 100 306 PEAK 4 5721.06 75.26 113.21 -37.95 61.73 36.21 10.01 32.69 100 306 PEAK	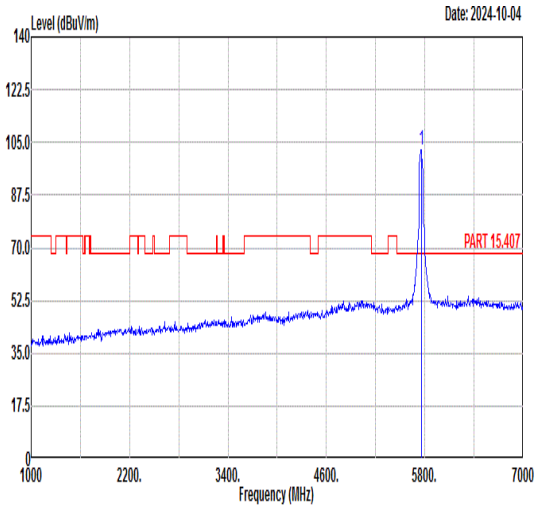 Freq Level Limit Line Margin (dB) Read Level Ant Factor Cable Loss Preamp Factor APos TPos Remark 1 5755.00 102.64 ------ ------ 89.01 36.25 10.08 32.70 100 306 PEAK
Avg	Blank	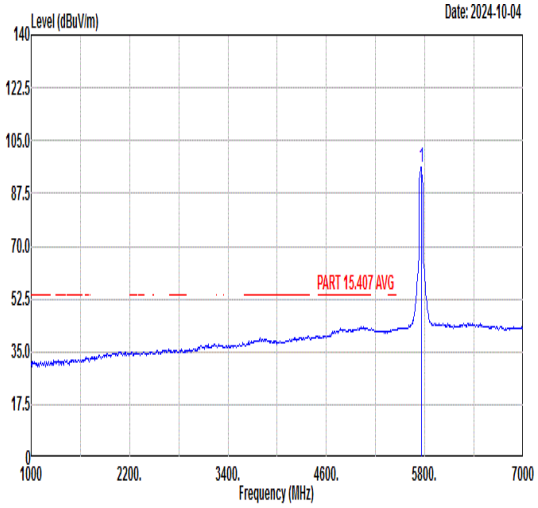 Freq Level Limit Line Margin (dB) Read Level Ant Factor Cable Loss Preamp Factor APos TPos Remark 1 5755.00 96.26 ------ ------ 82.63 36.25 10.08 32.70 100 306 AVERAGE

Mode	37	
	Band Edge - R	
	U-NII-3_5.725-5.85_802.11n HT40_CH151_5755MHz	
ANT	8	
Pol.	Horizontal	Fundamental
Peak	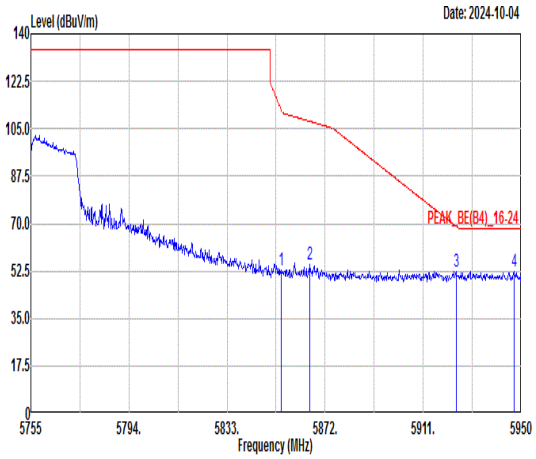 Freq Level Limit Line Margin (dB) Read Level Ant Factor Cable Loss Preamp Factor APos TPos Remark MHz dBuV/m dBuV/m dBuV dB/m dB dB cm deg 1 5854.45 52.66 112.05 -59.39 38.71 36.40 10.29 32.74 100 306 PEAK 2 5865.96 54.97 107.73 -52.76 41.00 36.41 10.31 32.75 100 306 PEAK 3 5924.07 52.25 68.99 -16.74 38.09 36.49 10.44 32.77 100 306 PEAK 4 5947.08 52.24 68.30 -16.06 38.00 36.53 10.49 32.78 100 306 PEAK	Blank

Mode	37
	Band Edge - L
	U-NII-3_5.725-5.85_802.11n HT40_CH151_5755MHz
ANT	8

Pol.	Vertical	Fundamental
Peak	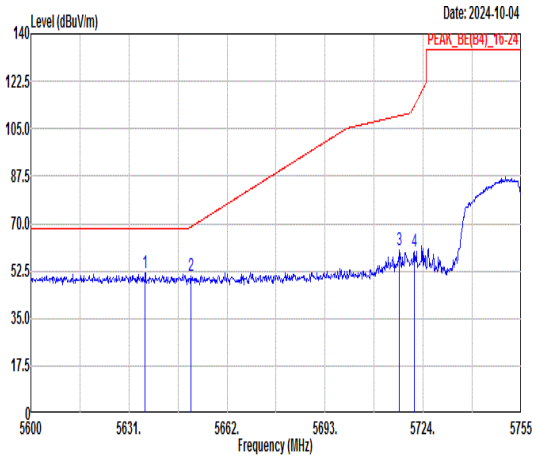 Freq Level Limit Line Margin (dB) Read Level Ant Factor Cable Loss Preamp Factor APos TPos Remark MHz dBuV/m dBuV/m dBuV dB/m dB dB cm deg 1 5636.12 51.77 68.30 -16.53 38.50 36.09 9.83 32.65 400 71 PEAK 2 5650.53 50.65 68.69 -18.04 37.34 36.11 9.86 32.66 400 71 PEAK 3 5716.56 60.07 109.84 -49.77 46.56 36.20 10.00 32.69 400 71 PEAK 4 5721.21 59.68 113.56 -53.88 46.15 36.21 10.01 32.69 400 71 PEAK	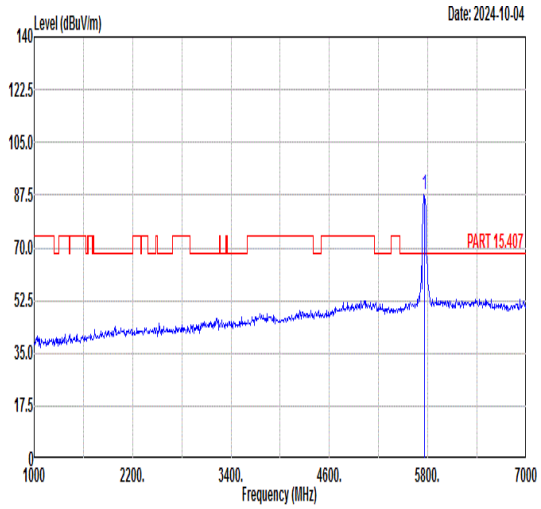 Freq Level Limit Line Margin (dB) Read Level Ant Factor Cable Loss Preamp Factor APos TPos Remark MHz dBuV/m dBuV/m dBuV dB/m dB dB cm deg 1 5755.00 87.58 ------ ------ 73.95 36.25 10.08 32.70 400 71 PEAK
Avg	Blank	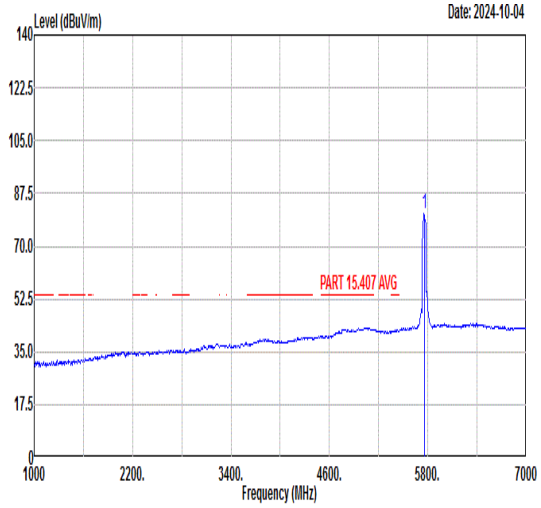 Freq Level Limit Line Margin (dB) Read Level Ant Factor Cable Loss Preamp Factor APos TPos Remark MHz dBuV/m dBuV/m dBuV dB/m dB dB cm deg 1 5755.00 80.74 ------ ------ 67.11 36.25 10.08 32.70 400 71 AVERAGE

Mode	37	
	Band Edge - R	
	U-NII-3_5.725-5.85_802.11n HT40_CH151_5755MHz	
ANT	8	
Pol.	Vertical	Fundamental
Peak	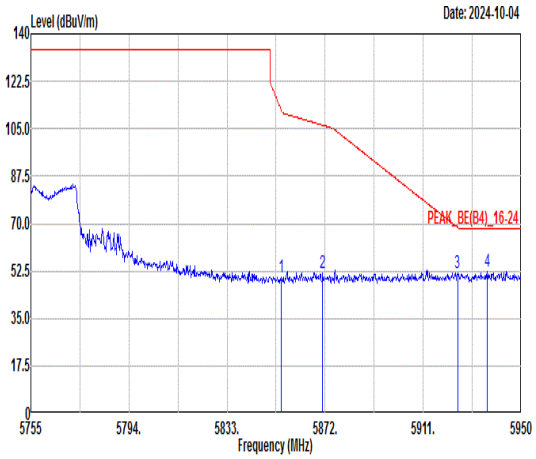 Freq Level Limit Line Margin (dB) Read Level Ant Factor Cable Loss Preamp Factor APos TPos Remark MHz dBuV/m dBuV/m dBuV dB/m dB dB cm deg 1 5854.45 50.08 112.05 -61.97 36.13 36.40 10.29 32.74 400 71 PEAK 2 5871.03 51.78 106.31 -54.53 37.78 36.42 10.33 32.75 400 71 PEAK 3 5924.65 51.78 68.56 -16.78 37.62 36.49 10.44 32.77 400 71 PEAK 4 5936.55 52.47 68.30 -15.83 38.27 36.51 10.46 32.77 400 71 PEAK	Blank

Mode	38	
	Band Edge - L	
	U-NII-3_5.725-5.85_802.11n HT40_CH159_5795MHz	
ANT	8	
Pol.	Horizontal	Fundamental
Peak	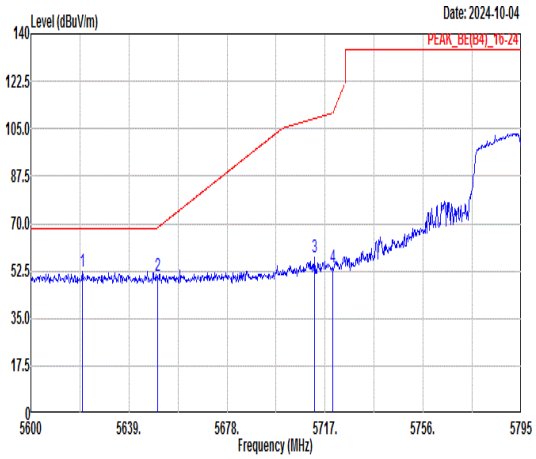 Freq Level Limit Line Margin (dB) Read Level Ant Factor Cable Loss Preamp Factor APos TPos Remark 1 5620.48 52.15 68.30 -16.15 38.93 36.07 9.80 32.65 110 306 PEAK 2 5650.51 50.89 68.67 -17.78 37.58 36.11 9.86 32.66 110 306 PEAK 3 5712.91 57.40 108.82 -51.42 43.90 36.20 9.99 32.69 110 306 PEAK 4 5720.12 53.70 111.07 -57.37 40.17 36.21 10.01 32.69 110 306 PEAK	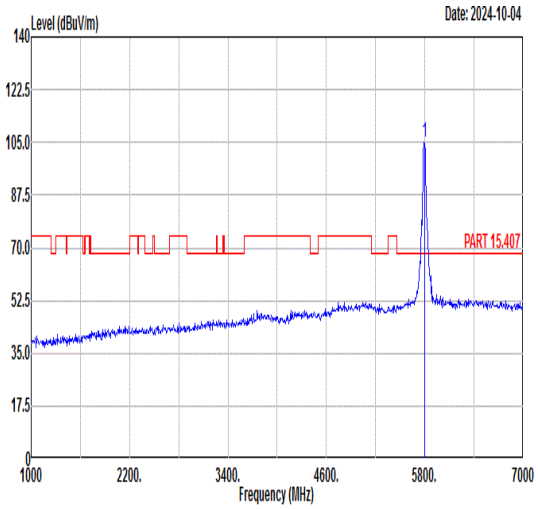 Freq Level Limit Line Margin (dB) Read Level Ant Factor Cable Loss Preamp Factor APos TPos Remark 1 5795.00 104.88 ------ ------ 91.15 36.30 10.15 32.72 110 306 PEAK
Avg	Blank	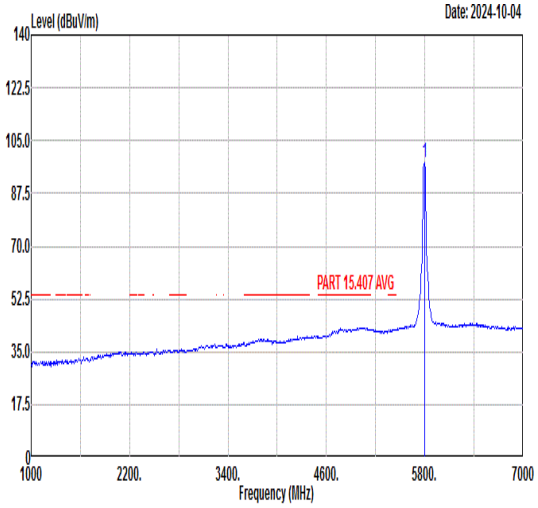 Freq Level Limit Line Margin (dB) Read Level Ant Factor Cable Loss Preamp Factor APos TPos Remark 1 5795.00 97.83 ------ ------ 84.08 36.31 10.16 32.72 110 306 AVERAGE

Mode	38	
	Band Edge - R	
	U-NII-3_5.725-5.85_802.11n HT40_CH159_5795MHz	
ANT	8	
Pol.	Horizontal	Fundamental
Peak	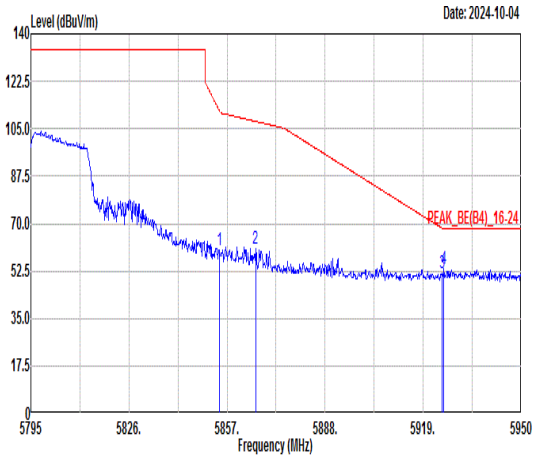 Freq Level Limit Line Margin (dB) Read Level Ant Factor Cable Loss Preamp Factor APos TPos Remark MHz dBuV/m dBuV/m dBuV dB/m dB dB cm deg 1 5854.68 60.27 111.54 -51.27 46.32 36.40 10.29 32.74 110 306 PEAK 2 5865.99 60.99 107.72 -46.73 47.01 36.41 10.32 32.75 110 306 PEAK 3 5924.89 51.81 68.38 -16.57 37.65 36.49 10.44 32.77 110 306 PEAK 4 5925.51 53.56 68.30 -14.74 39.39 36.50 10.44 32.77 110 306 PEAK	Blank

Mode	38	
	Band Edge - L	
	U-NII-3_5.725-5.85_802.11n HT40_CH159_5795MHz	
ANT	8	
Pol.	Vertical	Fundamental
Peak	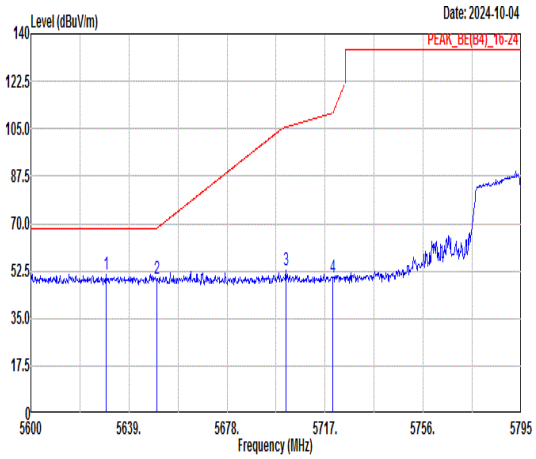 Freq Level Limit Line Margin (dB) Read Level Ant Factor Cable Loss Preamp Factor APos TPos Remark MHz dBuV/m dBuV/m dBuV dB/m dB dB cm deg 1 5629.84 51.44 68.30 -16.86 38.19 36.08 9.82 32.65 300 87 PEAK 2 5650.12 49.82 68.39 -18.57 36.51 36.11 9.86 32.66 300 87 PEAK 3 5701.40 52.91 105.59 -52.68 39.44 36.18 9.97 32.68 300 87 PEAK 4 5720.12 50.23 111.07 -60.84 36.70 36.21 10.01 32.69 300 87 PEAK	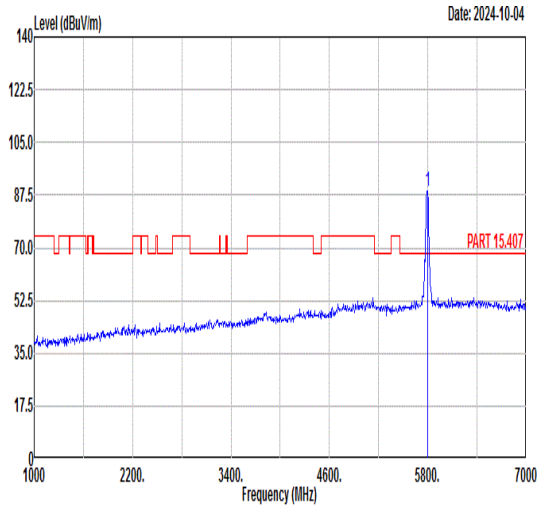 Freq Level Limit Line Margin (dB) Read Level Ant Factor Cable Loss Preamp Factor APos TPos Remark MHz dBuV/m dBuV/m dBuV dB/m dB dB cm deg 1 5795.00 88.77 ------ ------ 75.04 36.30 10.15 32.72 300 87 PEAK
Avg	Blank	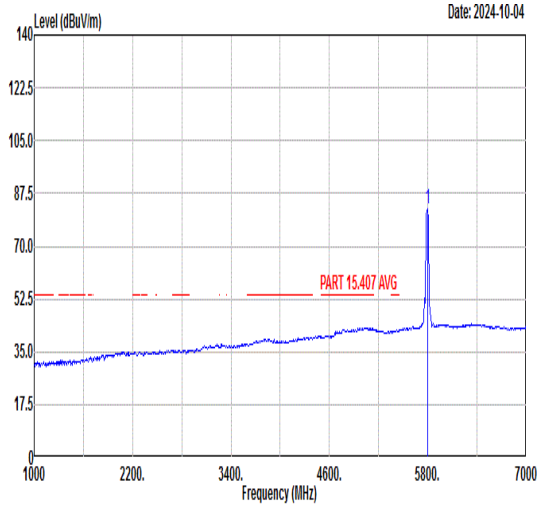 Freq Level Limit Line Margin (dB) Read Level Ant Factor Cable Loss Preamp Factor APos TPos Remark MHz dBuV/m dBuV/m dBuV dB/m dB dB cm deg 1 5795.00 82.34 ------ ------ 68.59 36.31 10.16 32.72 300 87 AVERAGE

Mode	38	
	Band Edge - R	
	U-NII-3_5.725-5.85_802.11n HT40_CH159_5795MHz	
ANT	8	
Pol.	Vertical	Fundamental
Peak	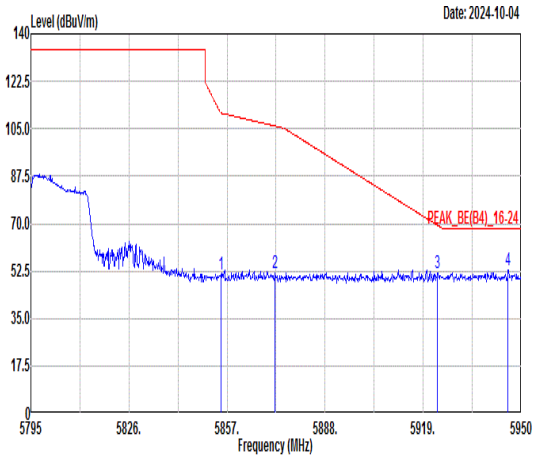 Freq Level Limit Line Margin (dB) Read Level Ant Factor Cable Loss Preamp Factor APos TPos Remark MHz dBuV/m dBuV/m dBuV dB/m dB dB cm deg 1 5854.99 51.45 110.83 -59.38 37.50 36.40 10.29 32.74 300 87 PEAK 2 5872.19 51.80 105.99 -54.19 37.80 36.42 10.33 32.75 300 87 PEAK 3 5923.50 51.99 69.41 -17.42 37.83 36.49 10.44 32.77 300 87 PEAK 4 5945.82 52.74 68.30 -15.56 38.52 36.52 10.48 32.78 300 87 PEAK	Blank

Mode	38	
	Harmonic	
	U-NII-3_5.725-5.85_802.11n HT40_CH159_5795MHz	
ANT	8	
Pol.	Horizontal	Vertical
Peak Avg	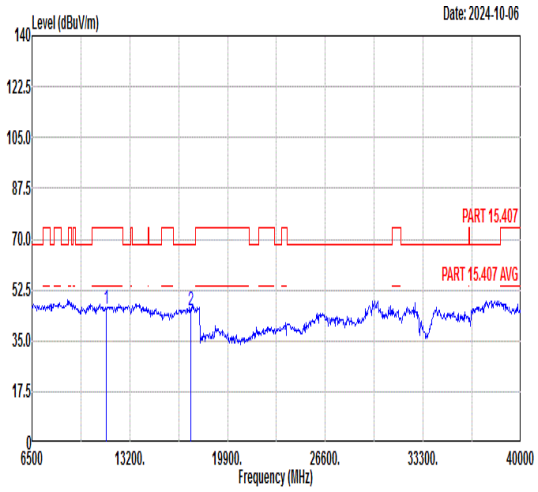 Freq Level Limit Line Margin Read Level Ant Factor Cable Loss Preamp Factor APos TPos Remark MHz dBuV/m dBuV/m dB dBuV dB/m dB dB cm deg 1 11590.00 45.87 74.00 -28.13 44.33 39.24 12.95 50.65 --- --- Peak 2 17385.00 45.66 68.30 -22.64 39.89 42.02 15.83 52.08 --- --- Peak	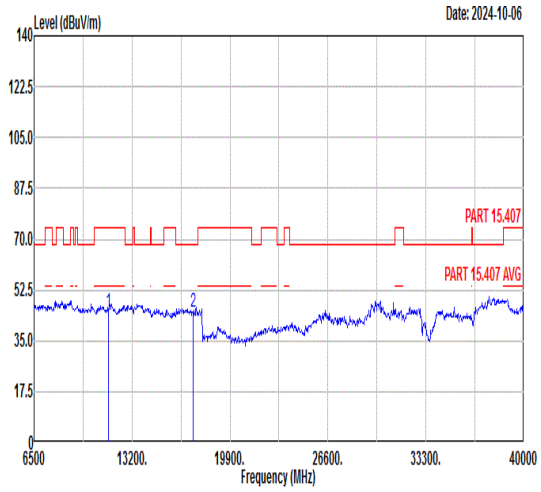 Freq Level Limit Line Margin Read Level Ant Factor Cable Loss Preamp Factor APos TPos Remark MHz dBuV/m dBuV/m dB dBuV dB/m dB dB cm deg 1 11590.00 44.86 74.00 -29.14 43.32 39.24 12.95 50.65 --- --- Peak 2 17385.00 45.14 68.30 -23.16 39.37 42.02 15.83 52.08 --- --- Peak

Mode	39	
	Band Edge - L	
	U-NII-3_5.725-5.85_802.11ac VHT80_CH155_5775MHz	
ANT	8	
Pol.	Horizontal	Fundamental
Peak	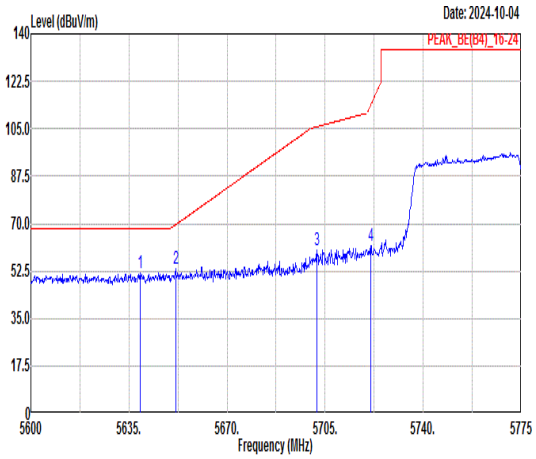 Freq Level Limit Line Margin (dB) Read Level Ant Factor Cable Loss Preamp Factor APos TPos Remark 1 5639.03 MHz 52.04 dBuV/m 68.30 dBuV/m -16.26 38.77 dBuV 36.09 dB/m 9.84 dB 32.66 dB 100 cm 283 deg PEAK 2 5651.63 53.24 69.50 -16.26 39.93 36.11 9.86 32.66 100 283 PEAK 3 5702.03 60.45 105.77 -45.32 46.98 36.18 9.97 32.68 100 283 PEAK 4 5721.28 61.71 113.71 -52.00 48.18 36.21 10.01 32.69 100 283 PEAK	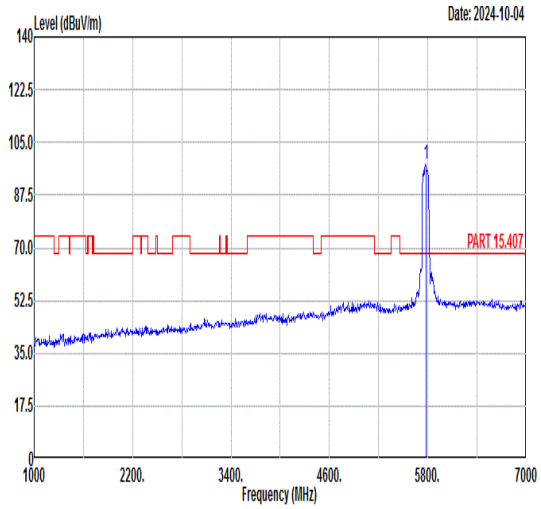 Freq Level Limit Line Margin (dB) Read Level Ant Factor Cable Loss Preamp Factor APos TPos Remark 1 5775.00 MHz 97.51 dBuV/m ------ ------ 83.83 dBuV 36.28 dB/m 10.11 dB 32.71 dB 100 cm 283 deg PEAK
Avg	Blank	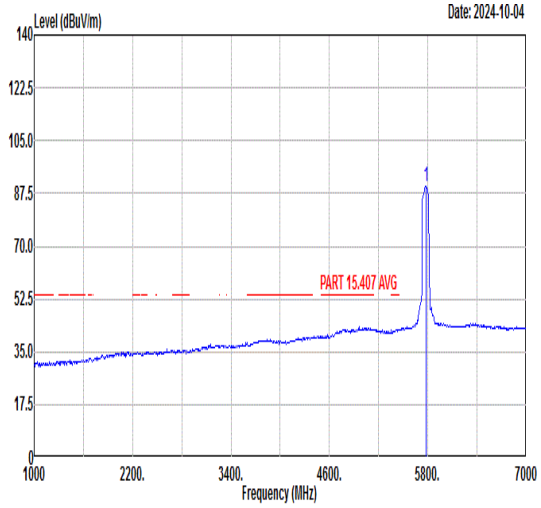 Freq Level Limit Line Margin (dB) Read Level Ant Factor Cable Loss Preamp Factor APos TPos Remark 1 5775.00 MHz 89.79 dBuV/m ------ ------ 76.11 dBuV 36.28 dB/m 10.11 dB 32.71 dB 100 cm 283 deg AVERAGE

Mode	39	
	Band Edge - R	
	U-NII-3_5.725-5.85_802.11ac VHT80_CH155_5775MHz	
ANT	8	
Pol.	Horizontal	Fundamental
Peak	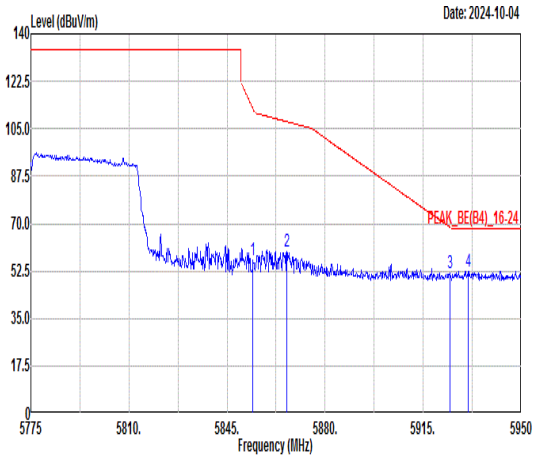 Freq Level Limit Line Margin (dB) Read Level Ant Factor Cable Loss Preamp Factor APos TPos Remark MHz dBuV/m dBuV/m dBuV dB/m dB dB cm deg 1 5854.28 56.27 112.45 -56.18 42.32 36.40 10.29 32.74 100 283 PEAK 2 5866.35 59.70 107.62 -47.92 45.72 36.41 10.32 32.75 100 283 PEAK 3 5924.63 51.91 68.58 -16.67 37.75 36.49 10.44 32.77 100 283 PEAK 4 5931.10 52.55 68.30 -15.75 38.37 36.50 10.45 32.77 100 283 PEAK	Blank

Mode	39	
	Band Edge - L	
	U-NII-3_5.725-5.85_802.11ac VHT80_CH155_5775MHz	
ANT	8	
Pol.	Vertical	Fundamental
Peak	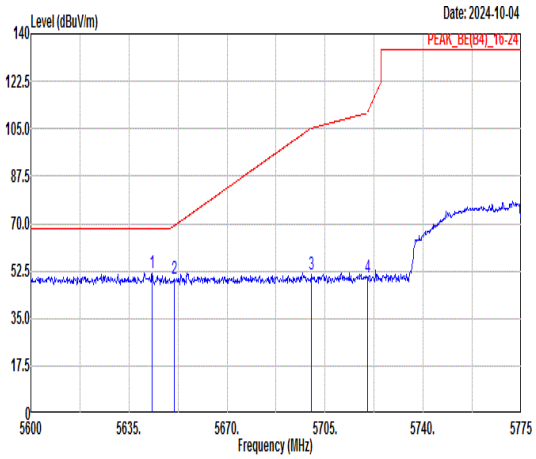 Freq Level Limit Line Margin (dB) Read Level Ant Factor Cable Loss Preamp Factor APos TPos Remark 1 5643.23 51.94 68.30 -16.36 38.65 36.10 9.85 32.66 330 0 PEAK 2 5651.28 49.87 69.24 -19.37 36.56 36.11 9.86 32.66 330 0 PEAK 3 5700.10 51.03 105.23 -54.20 37.56 36.18 9.97 32.68 330 0 PEAK 4 5720.05 50.14 110.91 -60.77 36.61 36.21 10.01 32.69 330 0 PEAK	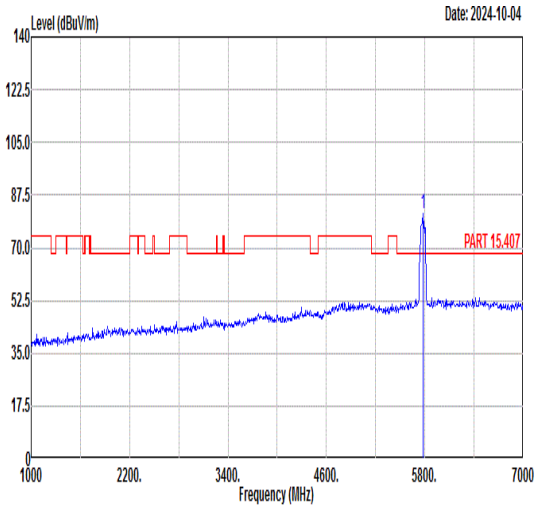 Freq Level Limit Line Margin (dB) Read Level Ant Factor Cable Loss Preamp Factor APos TPos Remark 1 5775.00 81.11 ------ ------ 67.40 36.29 10.13 32.71 330 0 PEAK
Avg	Blank	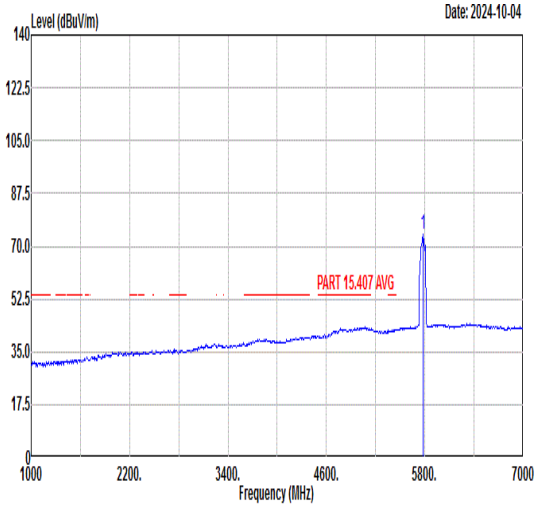 Freq Level Limit Line Margin (dB) Read Level Ant Factor Cable Loss Preamp Factor APos TPos Remark 1 5775.00 73.89 ------ ------ 60.18 36.29 10.13 32.71 330 0 AVERAGE

Mode	39	
	Band Edge - R	
	U-NII-3_5.725-5.85_802.11ac VHT80_CH155_5775MHz	
ANT	8	
Pol.	Vertical	Fundamental
Peak	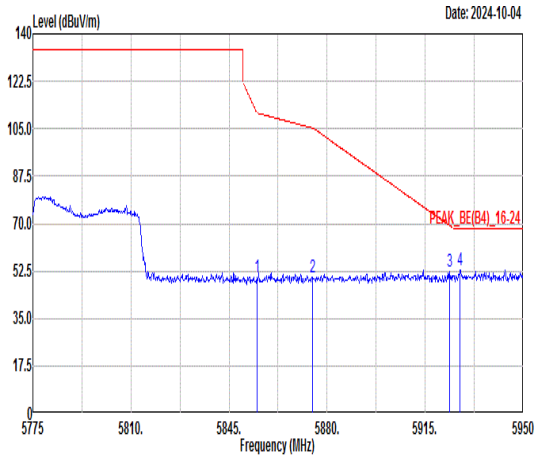 Freq Level Limit Line Margin (dB) Read Level Ant Factor Cable Loss Preamp Factor APos TPos Remark MHz dBuV/m dBuV/m dBuV dB/m dB dB cm deg 1 5854.98 49.99 110.86 -60.87 36.04 36.40 10.29 32.74 330 0 PEAK 2 5874.93 50.40 105.22 -54.82 36.40 36.42 10.33 32.75 330 0 PEAK 3 5923.75 52.07 69.22 -17.15 37.91 36.49 10.44 32.77 330 0 PEAK 4 5927.43 52.86 68.30 -15.44 38.69 36.50 10.44 32.77 330 0 PEAK	Blank

Mode	40	
	LF	
	U-NII-1_5.15-5.25_802.11n HT40_CH38_5190MHz	
ANT	8	
Pol.	Horizontal	Vertical
QP/ Peak	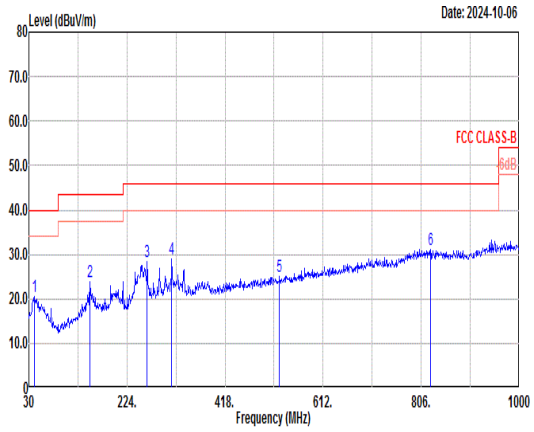	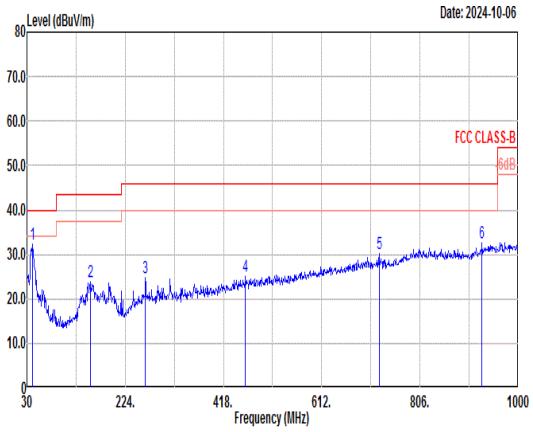

Horizontal:

	Freq	Level	Limit Line	Margin	Read Level	Ant Factor	Cable Loss	Preamp Factor	APos	TPos	Remark
	MHz	dBuV/m	dBuV/m	dB	dBuV	dB/m	dB	dB	cm	deg	
1	40.67	20.60	40.00	-19.40	35.69	19.30	0.62	35.01	---	---	Peak
2	151.25	23.83	43.50	-19.67	38.76	18.91	1.26	35.10	---	---	Peak
3	263.77	28.39	46.00	-17.61	43.67	18.00	1.69	34.97	---	---	Peak
4	312.27	28.96	46.00	-17.04	42.62	19.39	1.85	34.90	---	---	Peak
5	525.67	25.14	46.00	-20.86	33.60	23.79	2.40	34.65	---	---	Peak
6	824.43	31.07	46.00	-14.93	34.07	28.31	2.99	34.30	---	---	Peak

Vertical:

	Freq	Level	Limit Line	Margin	Read Level	Ant Factor	Cable Loss	Preamp Factor	APos	TPos	Remark
	MHz	dBuV/m	dBuV/m	dB	dBuV	dB/m	dB	dB	cm	deg	
1	41.64	32.23	40.00	-7.77	47.28	19.34	0.63	35.02	---	---	Peak
2	155.13	23.83	43.50	-19.67	38.99	18.67	1.27	35.10	---	---	Peak
3	263.77	24.76	46.00	-21.24	40.04	18.00	1.69	34.97	---	---	Peak
4	461.65	24.92	46.00	-21.08	34.50	22.89	2.23	34.70	---	---	Peak
5	725.49	30.21	46.00	-15.79	34.50	27.35	2.81	34.45	---	---	Peak
6	928.22	32.75	46.00	-13.25	34.77	29.02	3.20	34.24	---	---	Peak

Mode	41	
	LF	
	U-NII-3_5.725-5.85_802.11ac VHT80_CH155	
ANT	8	
Pol.	Horizontal	Vertical
QP/ Peak	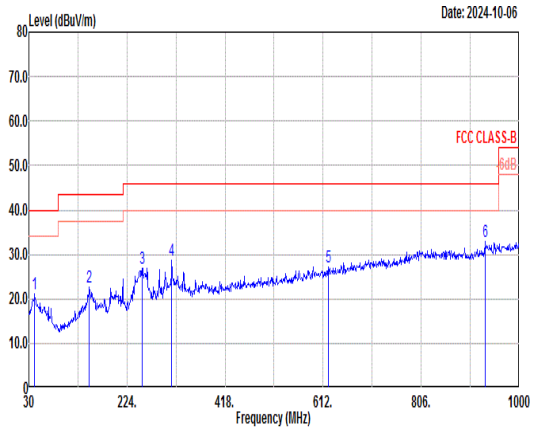	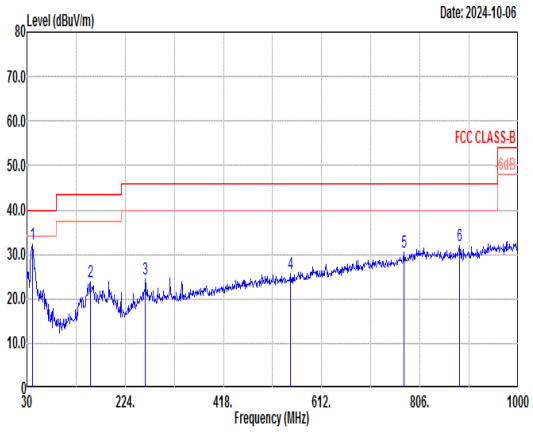

Horizontal:

	Freq	Level	Limit Line	Margin	Read Level	Ant Factor	Cable Loss	Preamp Factor	APos	TPos	Remark
	MHz	dBuV/m	dBuV/m	dB	dBuV	dB/m	dB	dB	cm	deg	
1	41.64	21.07	40.00	-18.93	36.12	19.34	0.63	35.02	---	---	Peak
2	149.31	22.60	43.50	-20.90	37.51	18.94	1.25	35.10	---	---	Peak
3	254.07	26.97	46.00	-19.03	42.60	17.70	1.66	34.99	---	---	Peak
4	312.27	28.82	46.00	-17.18	42.48	19.39	1.85	34.90	---	---	Peak
5	621.70	27.23	46.00	-18.77	32.97	26.16	2.60	34.50	---	---	Peak
6	932.10	32.77	46.00	-13.23	34.73	29.07	3.21	34.24	---	---	Peak

Vertical:

	Freq	Level	Limit Line	Margin	Read Level	Ant Factor	Cable Loss	Preamp Factor	APos	TPos	Remark
	MHz	dBuV/m	dBuV/m	dB	dBuV	dB/m	dB	dB	cm	deg	
1	40.67	32.34	40.00	-7.66	47.43	19.30	0.62	35.01	---	---	Peak
2	155.13	23.93	43.50	-19.57	39.09	18.67	1.27	35.10	---	---	Peak
3	263.77	24.56	46.00	-21.44	39.84	18.00	1.69	34.97	---	---	Peak
4	550.89	25.65	46.00	-20.35	33.57	24.22	2.46	34.60	---	---	Peak
5	774.96	30.36	46.00	-15.64	34.11	27.71	2.89	34.35	---	---	Peak
6	884.57	32.03	46.00	-13.97	34.52	28.68	3.13	34.30	---	---	Peak

Mode	42	
	Band Edge - L	
	U-NII-1_5.15-5.25_802.11n HT40_CH38_5190MHz+LTE B13 Link CO_TX	
ANT	8	
Pol.	Horizontal	Fundamental
Peak	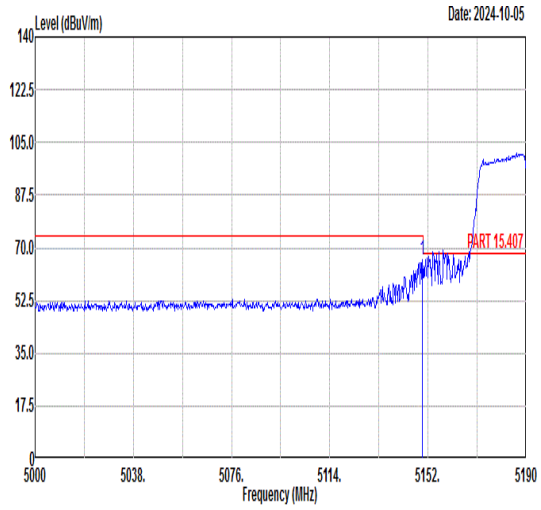 Freq Level Limit Line Margin Read Level Ant Factor Cable Loss Preamp Factor APos TPos Remark MHz dBuV/m dBuV/m dB dBuV dB/m dB dB cm deg 1 5149.91 66.09 74.00 -7.91 54.11 36.11 8.54 32.67 100 297 PEAK	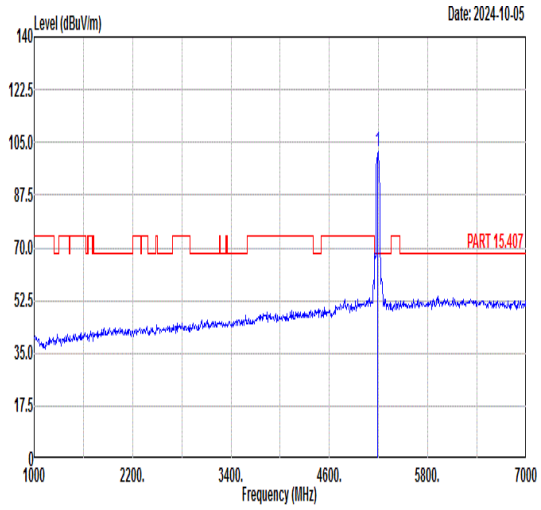 Freq Level Limit Line Margin Read Level Ant Factor Cable Loss Preamp Factor APos TPos Remark MHz dBuV/m dBuV/m dB dBuV dB/m dB dB cm deg 1 5190.00 102.03 ------ ------ 89.99 36.08 8.62 32.66 100 297 PEAK
Avg	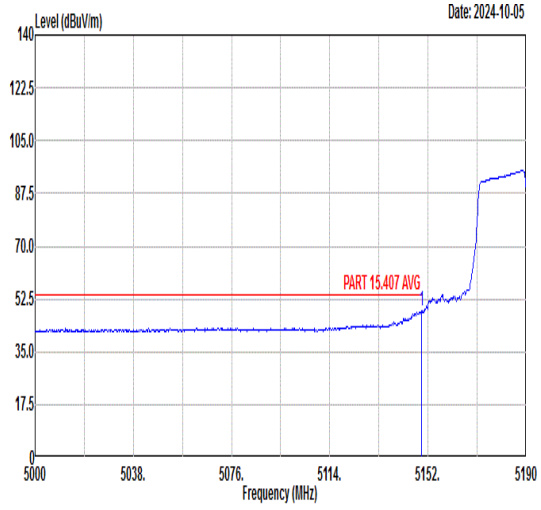 Freq Level Limit Line Margin Read Level Ant Factor Cable Loss Preamp Factor APos TPos Remark MHz dBuV/m dBuV/m dB dBuV dB/m dB dB cm deg 1 5149.53 48.56 54.00 -5.44 36.59 36.11 8.53 32.67 100 297 AVERAGE	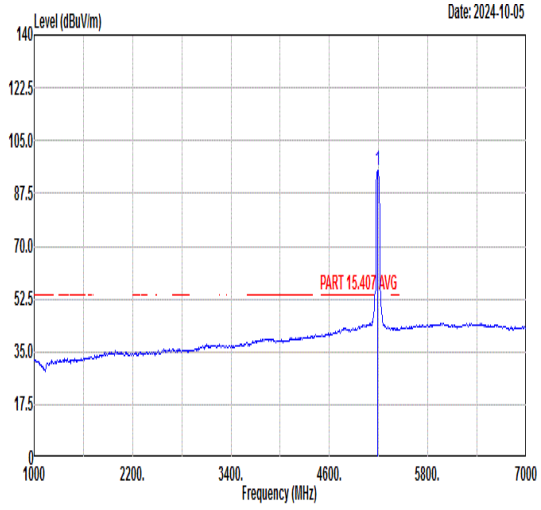 Freq Level Limit Line Margin Read Level Ant Factor Cable Loss Preamp Factor APos TPos Remark MHz dBuV/m dBuV/m dB dBuV dB/m dB dB cm deg 1 5190.00 95.19 ------ ------ 83.15 36.08 8.62 32.66 100 297 AVERAGE

Mode	42	
	Band Edge - R	
	U-NII-1_5.15-5.25_802.11n HT40_CH38_5190MHz+LTE B13 Link CO_TX	
ANT	8	
Pol.	Horizontal	Fundamental
Peak	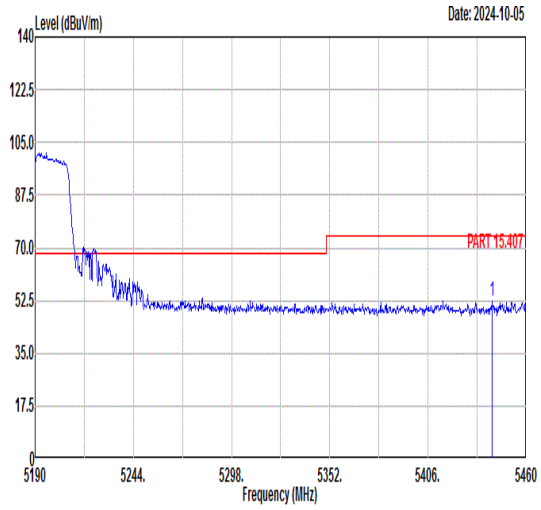 Limit Read Ant Cable Preamp APos TPos Freq Level Line Margin Level Factor Loss Factor Remark MHz dBuV/m dBuV/m dB dBuV dB/m dB dB cm deg 1 5441.10 52.17 74.00 -21.83 39.16 35.94 9.68 32.61 100 297 PEAK	Blank
Avg	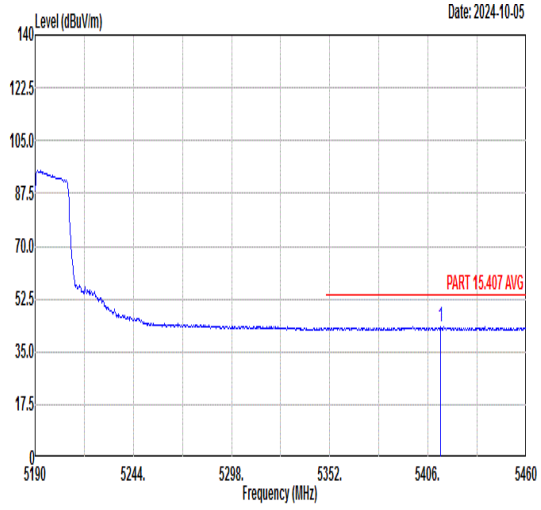 Limit Read Ant Cable Preamp APos TPos Freq Level Line Margin Level Factor Loss Factor Remark MHz dBuV/m dBuV/m dB dBuV dB/m dB dB cm deg 1 5412.75 43.28 54.00 -10.72 30.29 35.95 9.66 32.62 100 297 AVERAGE	Blank

Mode	42	
	Band Edge - L	
	U-NII-1_5.15-5.25_802.11n HT40_CH38_5190MHz+LTE B13 Link CO_TX	
ANT	8	
Pol.	Vertical	Fundamental
Peak	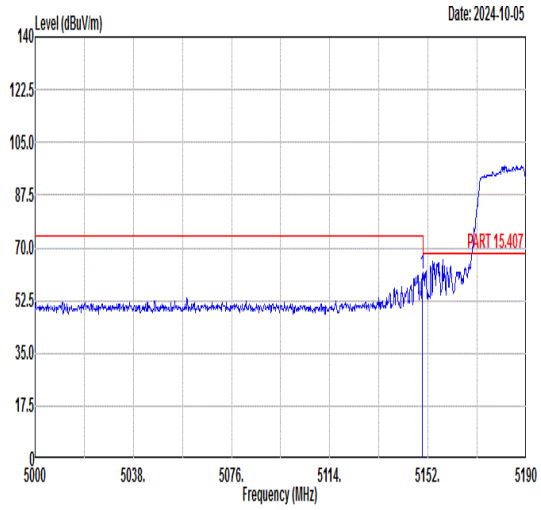 Freq Level Limit Line Margin Read Level Ant Factor Cable Loss Preamp Factor APos TPos Remark MHz dBuV/m dBuV/m dB dBuV dB/m dB dB cm deg 1 5149.72 61.43 74.00 -12.57 49.45 36.11 8.54 32.67 318 249 PEAK	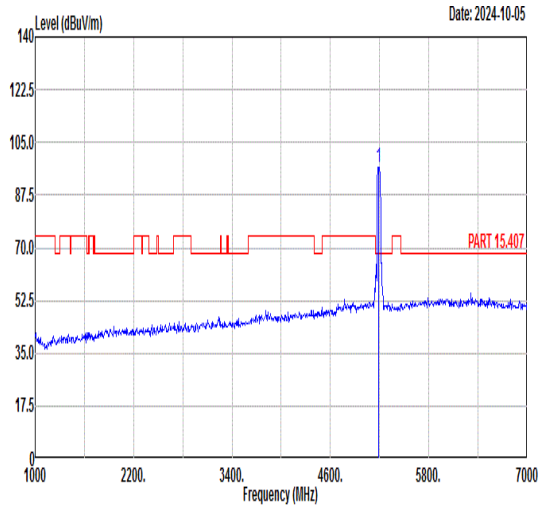 Freq Level Limit Line Margin Read Level Ant Factor Cable Loss Preamp Factor APos TPos Remark MHz dBuV/m dBuV/m dB dBuV dB/m dB dB cm deg 1 5190.00 96.92 ------ ------ 84.90 36.09 8.59 32.66 318 249 PEAK
Avg	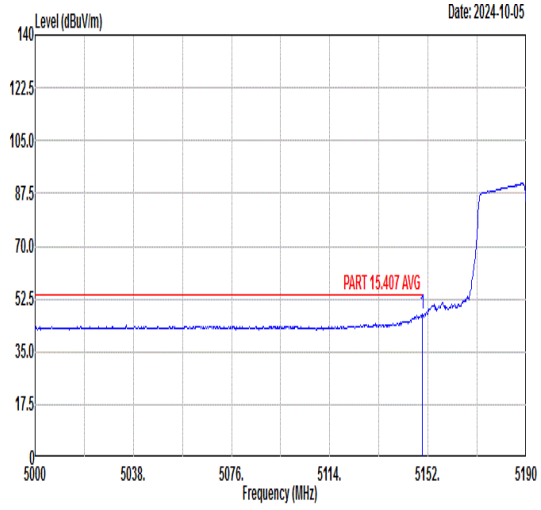 Freq Level Limit Line Margin Read Level Ant Factor Cable Loss Preamp Factor APos TPos Remark MHz dBuV/m dBuV/m dB dBuV dB/m dB dB cm deg 1 5149.91 47.29 54.00 -6.71 35.31 36.11 8.54 32.67 318 249 AVERAGE	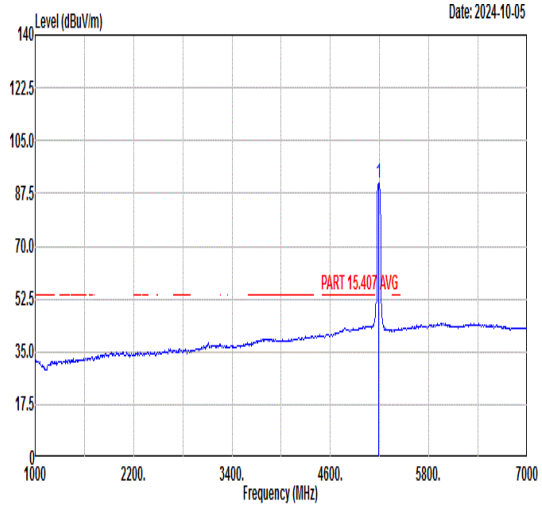 Freq Level Limit Line Margin Read Level Ant Factor Cable Loss Preamp Factor APos TPos Remark MHz dBuV/m dBuV/m dB dBuV dB/m dB dB cm deg 1 5190.00 90.84 ------ ------ 78.80 36.08 8.62 32.66 318 249 AVERAGE

Mode	42	
	Band Edge - R	
	U-NII-1_5.15-5.25_802.11n HT40_CH38_5190MHz+LTE B13 Link CO_TX	
ANT	8	
Pol.	Vertical	Fundamental
Peak	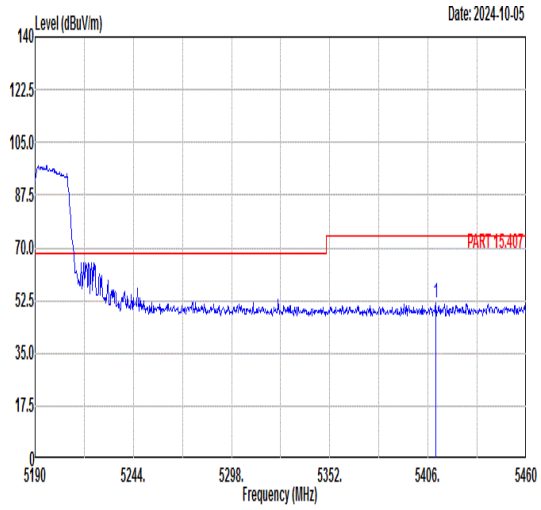 Limit Read Ant Cable Preamp APos TPos Freq Level Line Margin Level Factor Loss Factor Remark MHz dBuV/m dBuV/m dB dBuV dB/m dB dB cm deg 1 5410.32 51.59 74.00 -22.41 38.60 35.95 9.66 32.62 318 249 PEAK	Blank
Avg	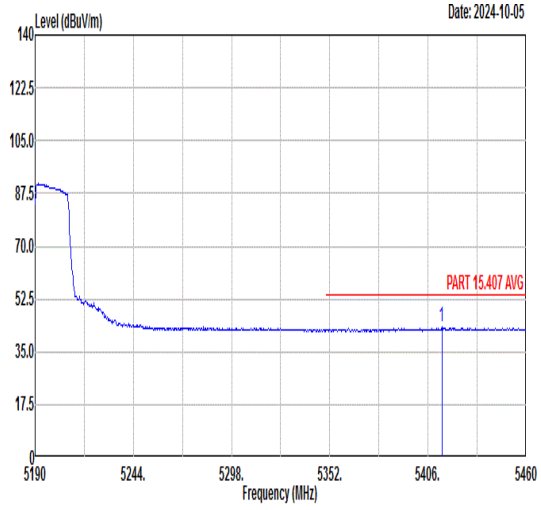 Limit Read Ant Cable Preamp APos TPos Freq Level Line Margin Level Factor Loss Factor Remark MHz dBuV/m dBuV/m dB dBuV dB/m dB dB cm deg 1 5413.56 43.29 54.00 -10.71 30.30 35.95 9.66 32.62 318 249 AVERAGE	Blank

Mode	42	
	Harmonic	
	U-NII-1_5.15-5.25_802.11n HT40_CH38_5190MHz+LTE B13 Link CO_TX	
ANT	8	
Pol.	Horizontal	Vertical
Peak Avg	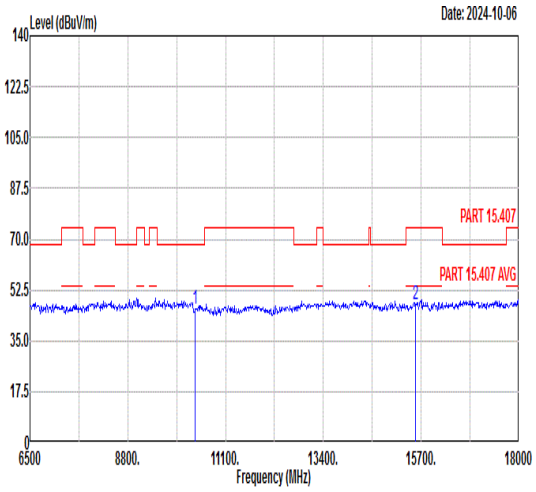 Freq Level Limit Line Margin Read Level Ant Factor Cable Loss Preamp Factor APos TPos Remark MHz dBuV/m dBuV/m dB dBuV dB/m dB dB cm deg 1 10380.00 45.77 68.30 -22.53 45.72 38.75 12.08 50.78 --- --- Peak 2 15570.00 47.72 74.00 -26.28 43.82 40.76 14.60 51.46 --- --- Peak	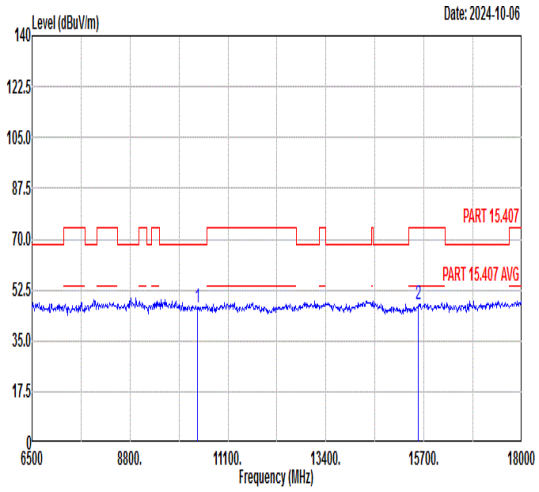 Freq Level Limit Line Margin Read Level Ant Factor Cable Loss Preamp Factor APos TPos Remark MHz dBuV/m dBuV/m dB dBuV dB/m dB dB cm deg 1 10380.00 46.32 68.30 -21.98 46.27 38.75 12.08 50.78 --- --- Peak 2 15570.00 47.76 74.00 -26.24 43.86 40.76 14.60 51.46 --- --- Peak

Mode	43
	Band Edge - L
	U-NII-1_5.15-5.25_802.11n HT40_CH38_5190MHz+LTE B13 Link+BLE 2M CH01 CO_TX
ANT	8

Pol.	Horizontal	Fundamental
Peak	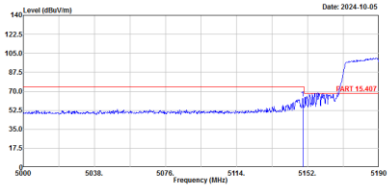 Freq Level Limit Line Margin Read Level Ant Factor Cable Loss Preamp Factor APos TPos Remark MHz dBuV/m dBuV/m dB dBuV dB/m dB dB cm deg 1 5149.34 63.58 74.00 -10.42 51.61 36.11 8.53 32.67 100 300 PEAK	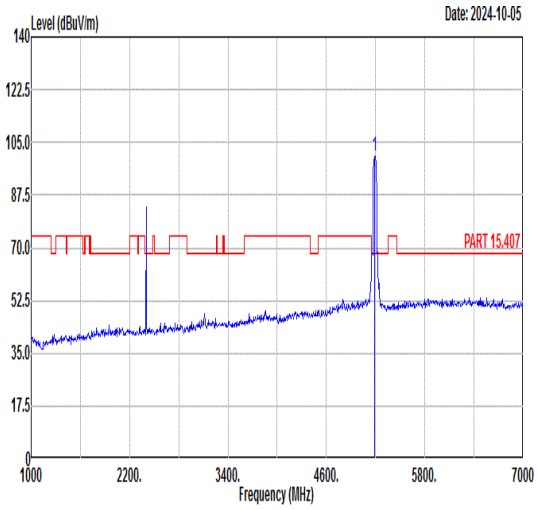 Freq Level Limit Line Margin Read Level Ant Factor Cable Loss Preamp Factor APos TPos Remark MHz dBuV/m dBuV/m dB dBuV dB/m dB dB cm deg 1 5190.00 100.47 ------ ------ 88.43 36.08 8.62 32.66 100 300 PEAK
Avg	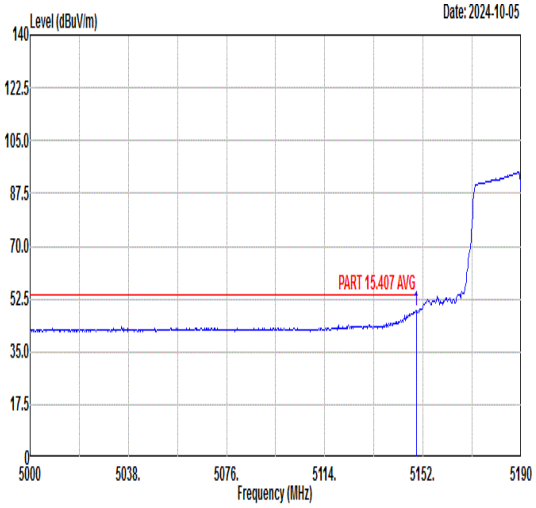 Freq Level Limit Line Margin Read Level Ant Factor Cable Loss Preamp Factor APos TPos Remark MHz dBuV/m dBuV/m dB dBuV dB/m dB dB cm deg 1 5149.34 48.75 54.00 -5.25 36.78 36.11 8.53 32.67 100 300 AVERAGE	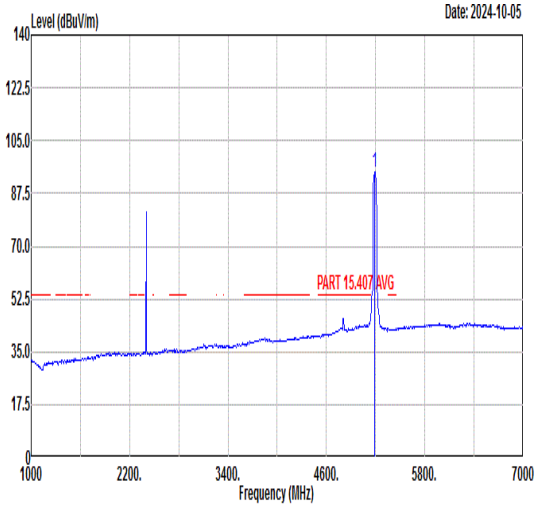 Freq Level Limit Line Margin Read Level Ant Factor Cable Loss Preamp Factor APos TPos Remark MHz dBuV/m dBuV/m dB dBuV dB/m dB dB cm deg 1 5190.00 94.51 ------ ------ 82.47 36.08 8.62 32.66 100 300 AVERAGE

Mode	43	
	Band Edge - R	
	U-NII-1_5.15-5.25_802.11n HT40_CH38_5190MHz+LTE B13 Link+BLE 2M CH01 CO_TX	
ANT	8	
Pol.	Horizontal	Fundamental
Peak	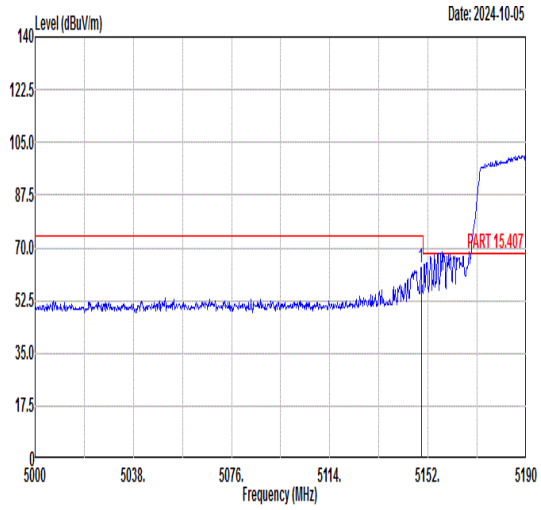 Freq Level Limit Line Margin Read Level Ant Factor Cable Loss Preamp Factor APos TPos Remark MHz dBuV/m dBuV/m dB dBuV dB/m dB dB cm deg 1 5149.34 63.58 74.00 -10.42 51.61 36.11 8.53 32.67 100 300 PEAK	Blank
Avg	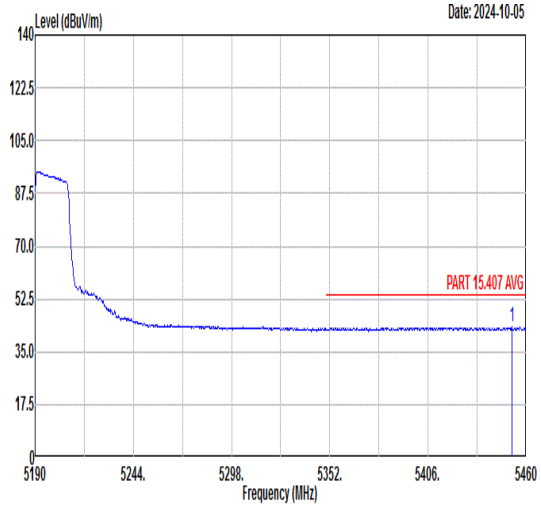 Freq Level Limit Line Margin Read Level Ant Factor Cable Loss Preamp Factor APos TPos Remark MHz dBuV/m dBuV/m dB dBuV dB/m dB dB cm deg 1 5452.17 43.11 54.00 -10.89 30.11 35.93 9.68 32.61 100 300 AVERAGE	Blank

Mode	43	
	Band Edge - L	
	U-NII-1_5.15-5.25_802.11n HT40_CH38_5190MHz+LTE B13 Link+BLE 2M CH01 CO_TX	
ANT	8	
Pol.	Vertical	Fundamental
Peak	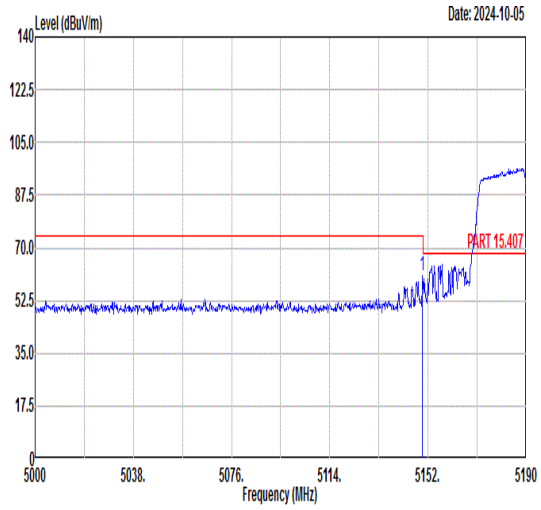 Freq Level Limit Line Margin (dB) Read Level Ant Factor Cable Loss Preamp Factor APos TPos Remark 1 5149.91 60.51 74.00 -13.49 48.53 36.11 8.54 32.67 300 242 PEAK	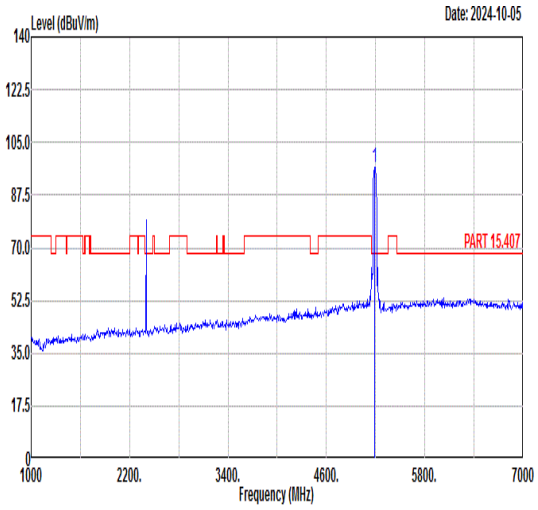 Freq Level Limit Line Margin (dB) Read Level Ant Factor Cable Loss Preamp Factor APos TPos Remark 1 5190.00 96.71 ------ ------ 84.67 36.08 8.62 32.66 300 242 PEAK
Avg	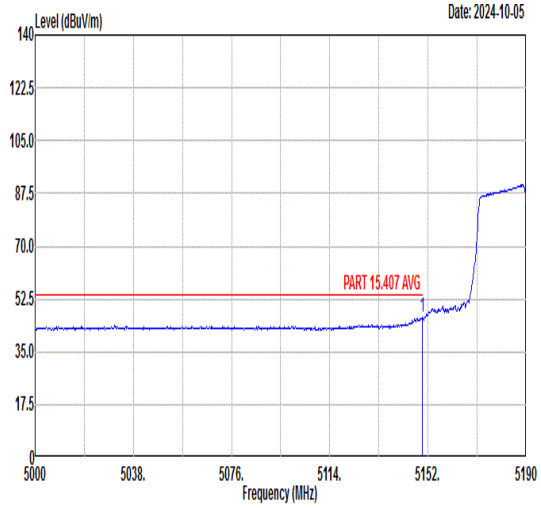 Freq Level Limit Line Margin (dB) Read Level Ant Factor Cable Loss Preamp Factor APos TPos Remark 1 5149.91 46.30 54.00 -7.70 34.32 36.11 8.54 32.67 300 242 AVERAGE	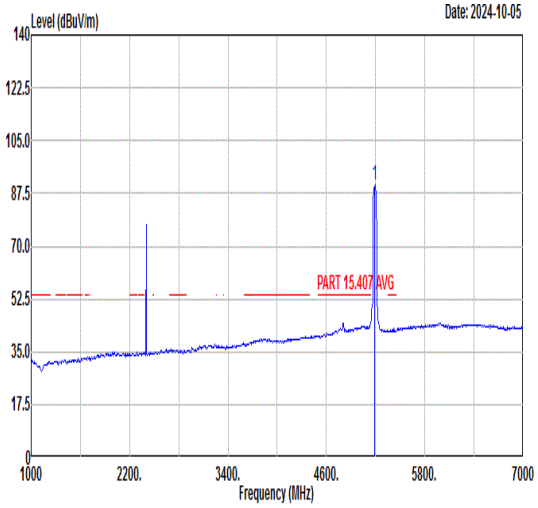 Freq Level Limit Line Margin (dB) Read Level Ant Factor Cable Loss Preamp Factor APos TPos Remark 1 5190.00 90.26 ------ ------ 78.22 36.08 8.62 32.66 300 242 AVERAGE

Mode	43	
	Band Edge - R	
	U-NII-1_5.15-5.25_802.11n HT40_CH38_5190MHz+LTE B13 Link+BLE 2M CH01 CO_TX	
ANT	8	
Pol.	Vertical	Fundamental
Peak	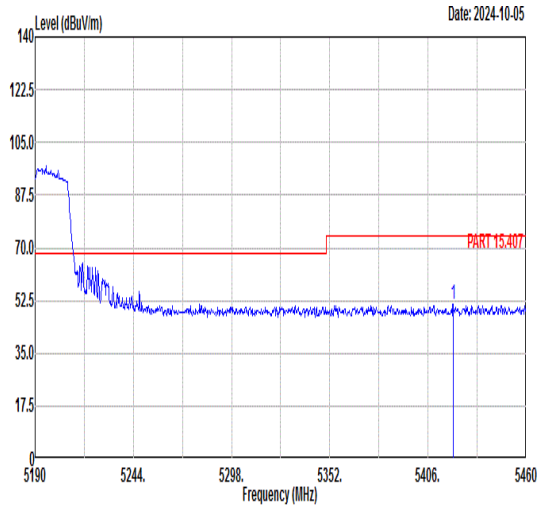 Limit Margin Read Ant Cable Preamp APos TPos Freq Level Line (dB) Level Factor Loss Factor Remark MHz dBuV/m dBuV/m dBuV dB/m dB dB cm deg 1 5419.77 51.14 74.00 -22.86 38.14 35.95 9.67 32.62 300 242 PEAK	Blank
Avg	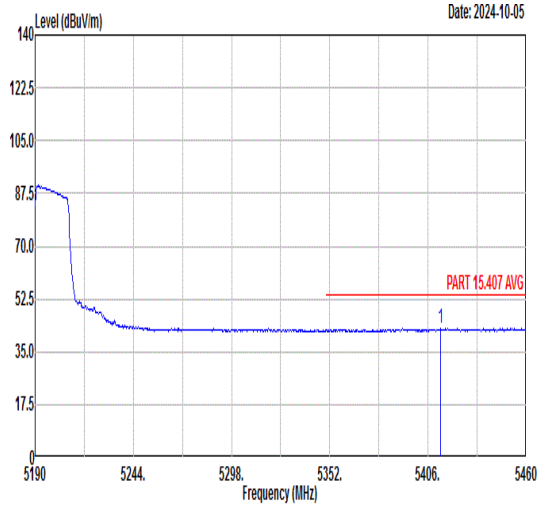 Limit Margin Read Ant Cable Preamp APos TPos Freq Level Line (dB) Level Factor Loss Factor Remark MHz dBuV/m dBuV/m dBuV dB/m dB dB cm deg 1 5413.02 42.81 54.00 -11.19 29.82 35.95 9.66 32.62 300 242 AVERAGE	Blank

Mode	43	
	Band Edge	
	U-NII-1_5.15-5.25_802.11n HT40_CH38_5190MHz+LTE B13 Link+BLE 2M CH01 CO_TX	
ANT	8	
Pol.	Horizontal	Fundamental
Peak	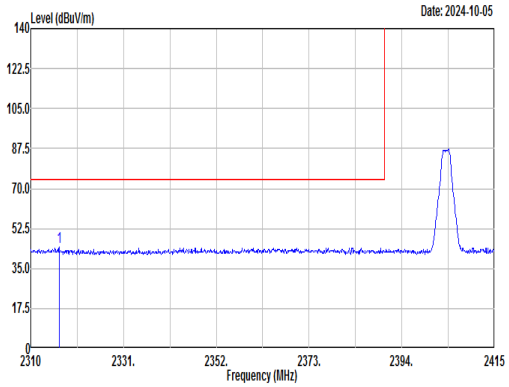 Freq Level Limit Line Margin (dB) Read Level Ant Factor Cable Loss Preamp Factor APos TPos Remark 1 2316.41 44.24 74.00 -29.76 41.69 30.74 5.30 33.49 400 333 PEAK	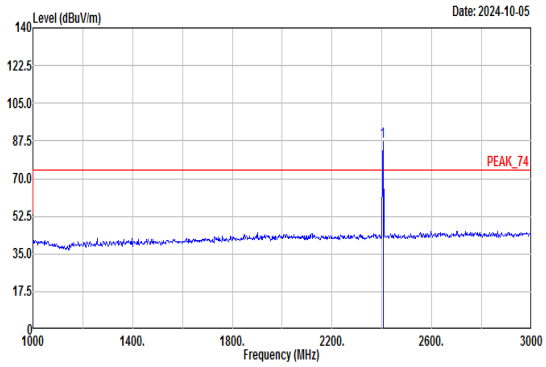 Freq Level Limit Line Margin (dB) Read Level Ant Factor Cable Loss Preamp Factor APos TPos Remark 1 2404.00 87.17 ------ ------ 84.62 30.72 5.37 33.54 400 333 PEAK
Avg	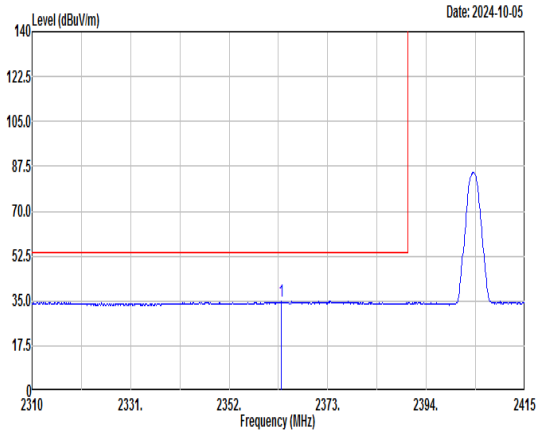 Freq Level Limit Line Margin (dB) Read Level Ant Factor Cable Loss Preamp Factor APos TPos Remark 1 2363.13 34.73 54.00 -19.27 32.18 30.73 5.34 33.52 400 333 AVERAGE	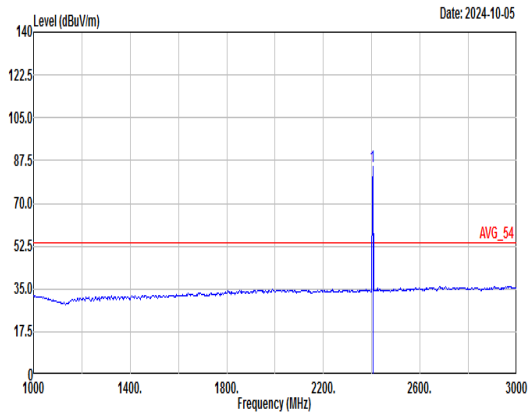 Freq Level Limit Line Margin (dB) Read Level Ant Factor Cable Loss Preamp Factor APos TPos Remark 1 2404.00 85.03 ------ ------ 82.48 30.72 5.37 33.54 400 333 AVERAGE

Mode	43	
	Band Edge	
	U-NII-1_5.15-5.25_802.11n HT40_CH38_5190MHz+LTE B13 Link+BLE 2M CH01 CO_TX	
ANT	8	
Pol.	Vertical	Fundamental
Peak	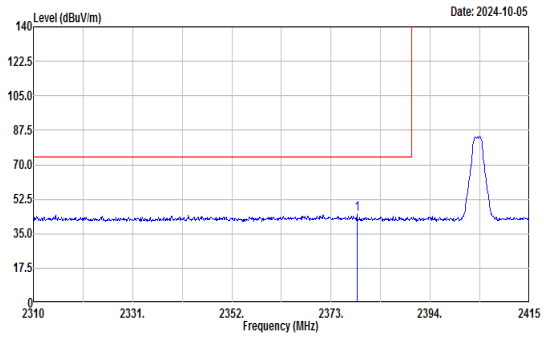 Freq Level Limit Line Margin (dB) Read Level Ant Factor Cable Loss Preamp Factor APos TPos Remark MHz dBuV/m dBuV/m dBuV dB/m dB dB cm deg 1 2378.46 44.84 74.00 -29.16 42.30 30.72 5.35 33.53 390 246 PEAK	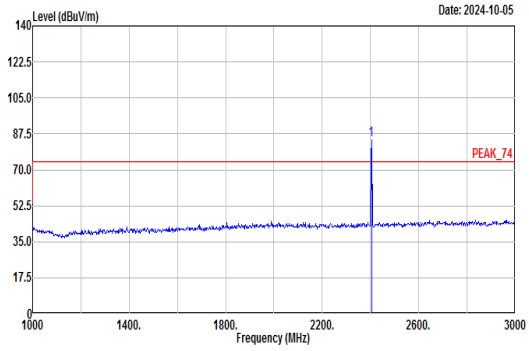 Freq Level Limit Line Margin (dB) Read Level Ant Factor Cable Loss Preamp Factor APos TPos Remark MHz dBuV/m dBuV/m dBuV dB/m dB dB cm deg 1 2404.00 84.46 ------ ------ 81.91 30.72 5.37 33.54 390 246 PEAK
Avg	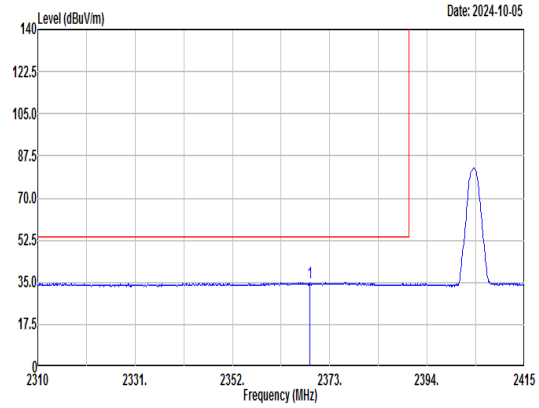 Freq Level Limit Line Margin (dB) Read Level Ant Factor Cable Loss Preamp Factor APos TPos Remark MHz dBuV/m dBuV/m dBuV dB/m dB dB cm deg 1 2368.70 34.85 54.00 -19.15 32.30 30.73 5.34 33.52 390 246 AVERAGE	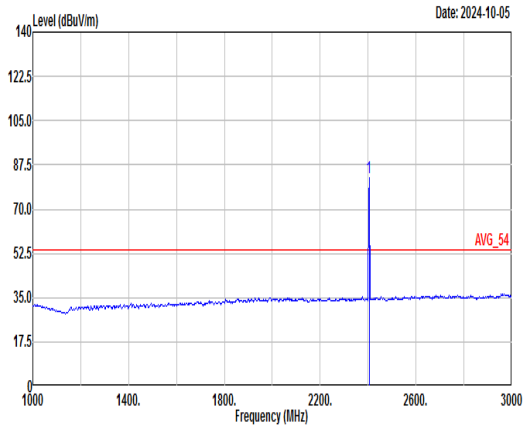 Freq Level Limit Line Margin (dB) Read Level Ant Factor Cable Loss Preamp Factor APos TPos Remark MHz dBuV/m dBuV/m dBuV dB/m dB dB cm deg 1 2404.00 82.29 ------ ------ 79.74 30.72 5.37 33.54 390 246 AVERAGE

Mode	43	
	Harmonic	
	U-NII-1_5.15-5.25_802.11n HT40_CH38_5190MHz+LTE B13 Link+BLE 2M CH01 CO_TX	
ANT	8	
Pol.	Horizontal	Vertical
Peak Avg	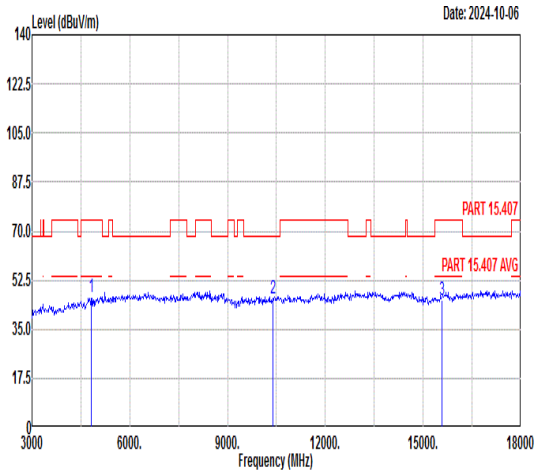 Freq Level Limit Line Margin Read Level Ant Factor Cable Loss Preamp Factor APos TPos Remark MHz dBuV/m dBuV/m dB dBuV dB/m dB dB cm deg 1 4808.00 46.69 74.00 -27.31 53.61 35.74 8.92 51.58 --- --- Peak 2 10380.00 46.06 68.30 -22.24 46.01 38.75 12.08 50.78 --- --- Peak 3 15570.00 45.32 74.00 -28.68 41.42 40.76 14.60 51.46 --- --- Peak	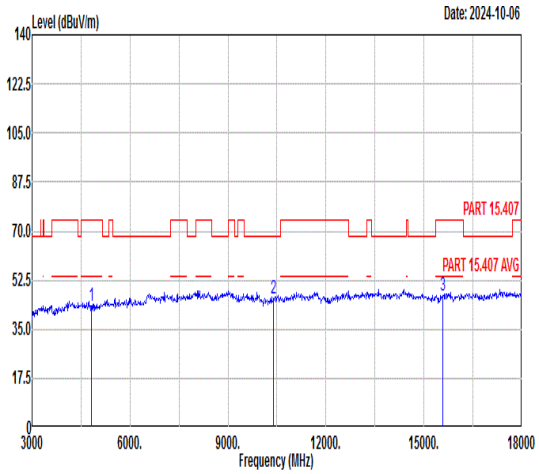 Freq Level Limit Line Margin Read Level Ant Factor Cable Loss Preamp Factor APos TPos Remark MHz dBuV/m dBuV/m dB dBuV dB/m dB dB cm deg 1 4808.00 43.33 74.00 -30.67 50.25 35.74 8.92 51.58 --- --- Peak 2 10380.00 45.80 68.30 -22.50 45.75 38.75 12.08 50.78 --- --- Peak 3 15570.00 47.18 74.00 -26.82 43.28 40.76 14.60 51.46 --- --- Peak

Appendix D. Duty Cycle Plots

Band	Duty Cycle(%)	T(ms)	1/T(kHz)	VBW Setting
802.11a	97.55	1.395	0.717	1KHz
802.11n HT20	97.39	1.305	0.766	1KHz
802.11n HT40	94.89	0.65	1.538	3KHz
802.11ac VHT80	83.12	0.32	3.125	10KHZ

802.11a

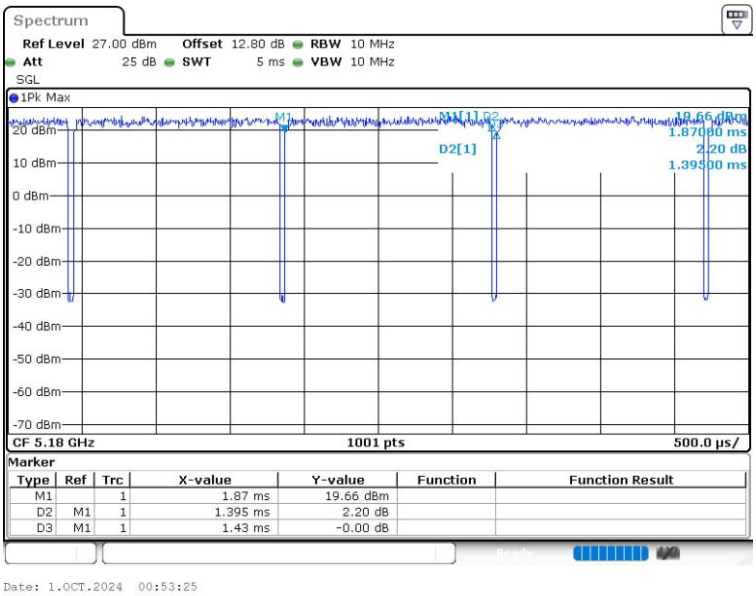

802.11n HT20

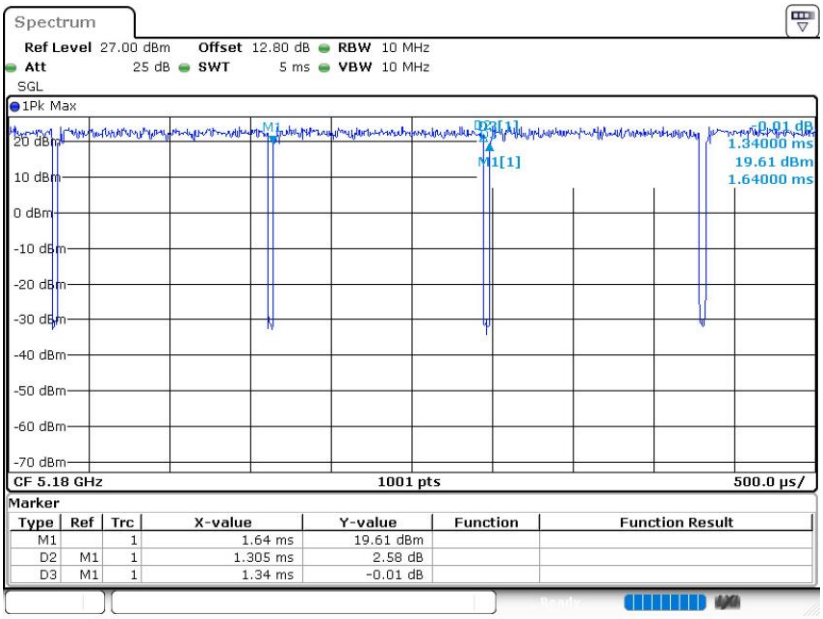

802.11n HT40

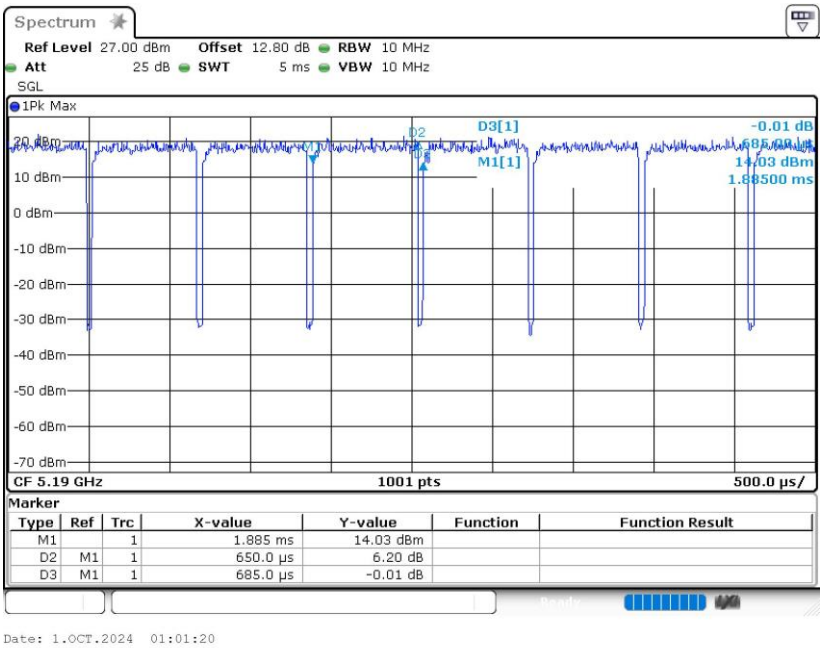

802.11ac VHT80

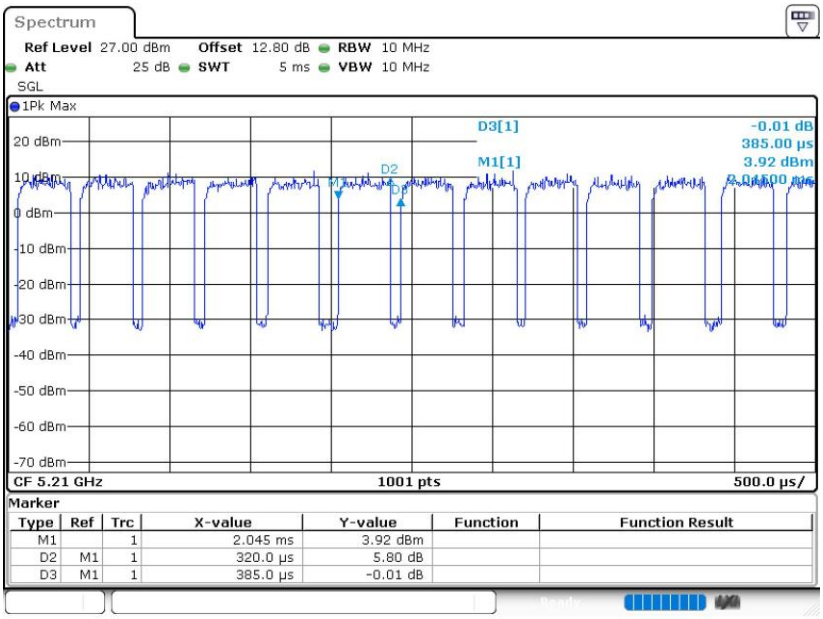

Date: 1.OCT.2024 01:12:33