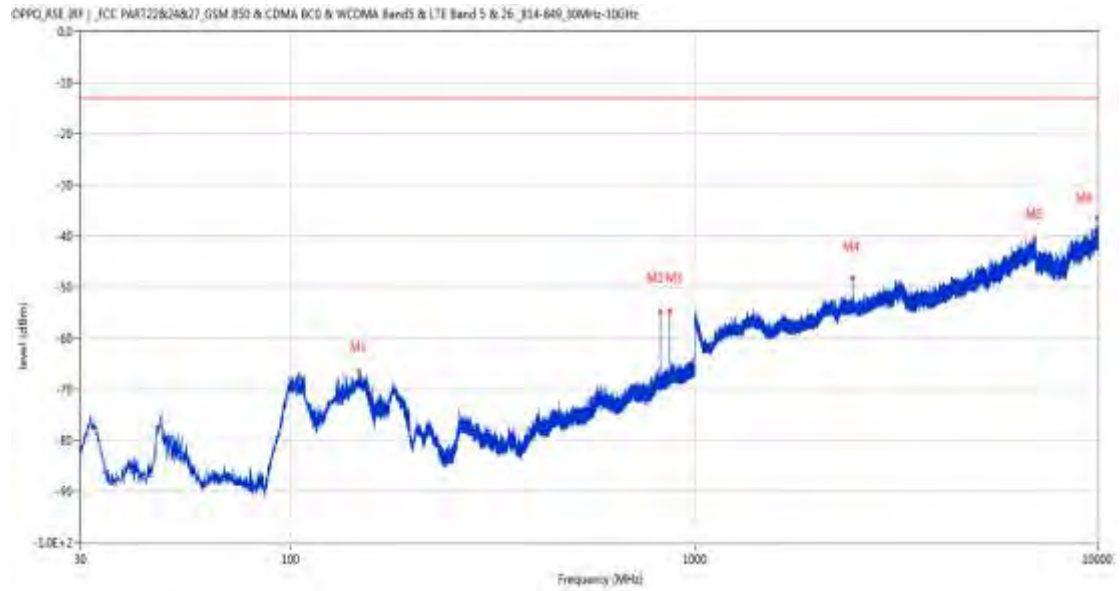


## **Annex A.7. Field Strength of Spurious Radiation**

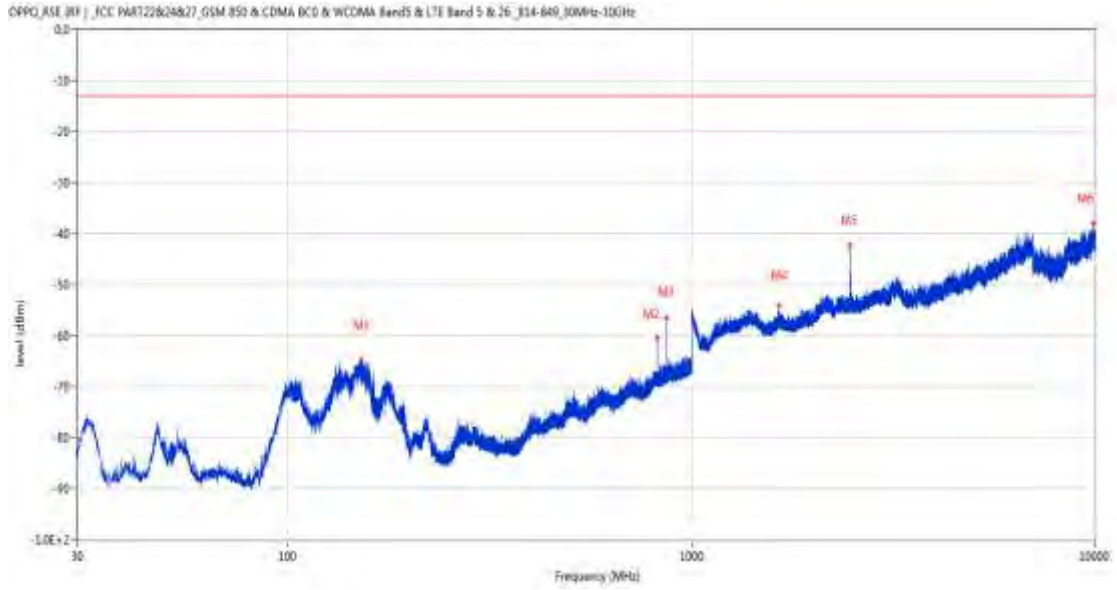
Up Antenna  
 GSM  
 1 GSM 850  
 1.1 GSM 850 Low Channel

RSE-H&H GSM 850 CH128



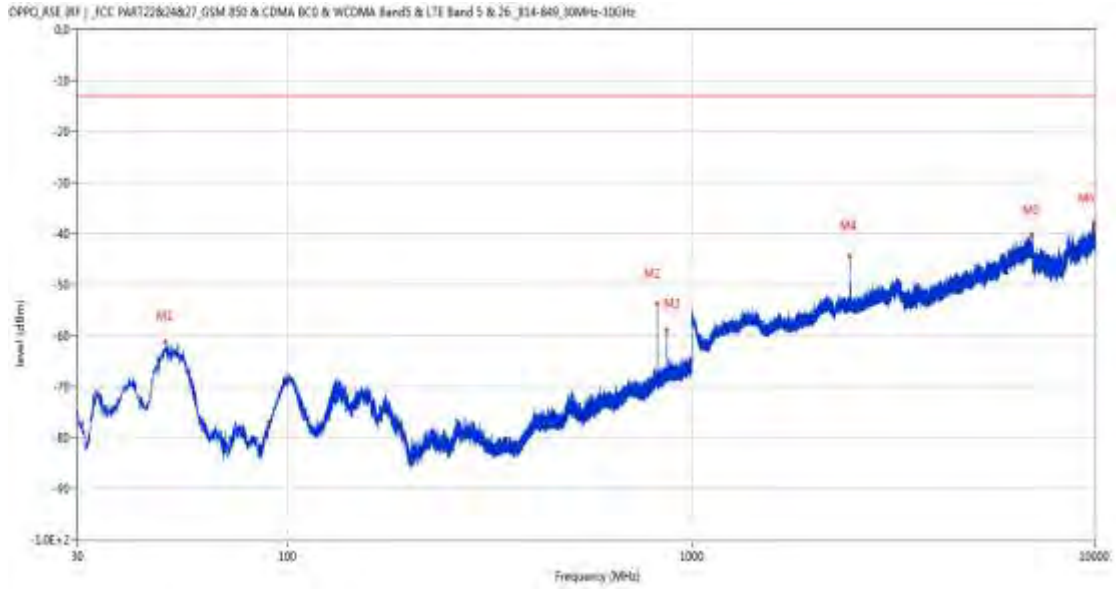
Frequency (MHz)	Result (dBm)	Factor (dB)	PK Limit (dBm)	Over Limit (dB)	Table (o)	ANT	EUT	Verdict
147.467	-66.51	-15.80	-13.0	-53.51	88.00	Horizontal	Horizontal	Pass
824.284	-54.99	2.02	-13.0	-41.99	18.00	Horizontal	Horizontal	N/A
869.147	-54.78	2.21	-13.0	-41.78	161.00	Horizontal	Horizontal	N/A
2473.100	-48.22	-0.25	-13.0	-35.22	165.00	Horizontal	Horizontal	Pass
6984.800	-40.68	13.62	-13.0	-27.68	235.00	Horizontal	Horizontal	Pass
9941.349	-36.61	19.21	-13.0	-23.61	105.00	Horizontal	Horizontal	Pass

RSE-H&V GSM 850 CH128



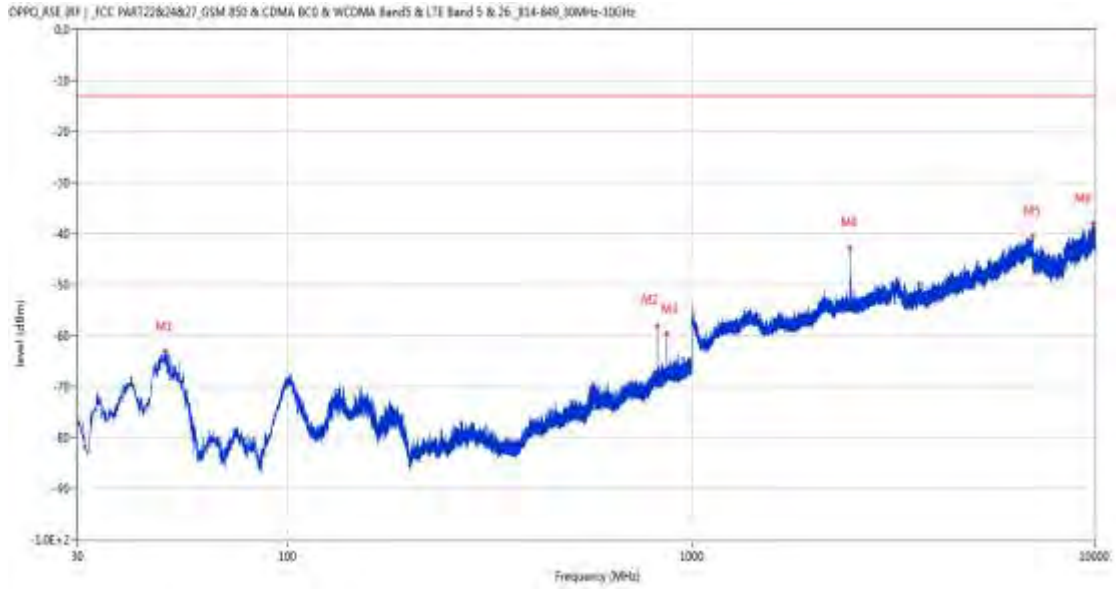
Frequency (MHz)	Result (dBm)	Factor (dB)	PK Limit (dBm)	Over Limit (dB)	Table (o)	ANT	EUT	Verdict
151.395	-64.78	-15.71	-13.0	-51.78	106.00	Horizontal	Vertical	Pass
824.236	-60.33	2.01	-13.0	-47.33	282.00	Horizontal	Vertical	N/A
869.147	-56.51	2.21	-13.0	-43.51	168.00	Horizontal	Vertical	N/A
1649.000	-54.17	-4.25	-13.0	-41.17	249.00	Horizontal	Vertical	Pass
2472.900	-42.28	-0.26	-13.0	-29.28	128.00	Horizontal	Vertical	Pass
9884.500	-38.02	18.37	-13.0	-25.02	43.00	Horizontal	Vertical	Pass

RSE-V&V GSM 850 CH128



Frequency (MHz)	Result (dBm)	Factor (dB)	PK Limit (dBm)	Over Limit (dB)	Table (o)	ANT	EUT	Verdict
49.594	-61.29	-15.42	-13.0	-48.29	123.00	Vertical	Vertical	Pass
824.284	-53.94	2.02	-13.0	-40.94	53.00	Vertical	Vertical	N/A
869.244	-58.95	2.21	-13.0	-45.95	112.00	Vertical	Vertical	N/A
2473.100	-44.39	-0.25	-13.0	-31.39	212.00	Vertical	Vertical	Pass
6987.800	-40.27	13.65	-13.0	-27.27	195.00	Vertical	Vertical	Pass
9942.100	-37.89	19.22	-13.0	-24.89	28.00	Vertical	Vertical	Pass

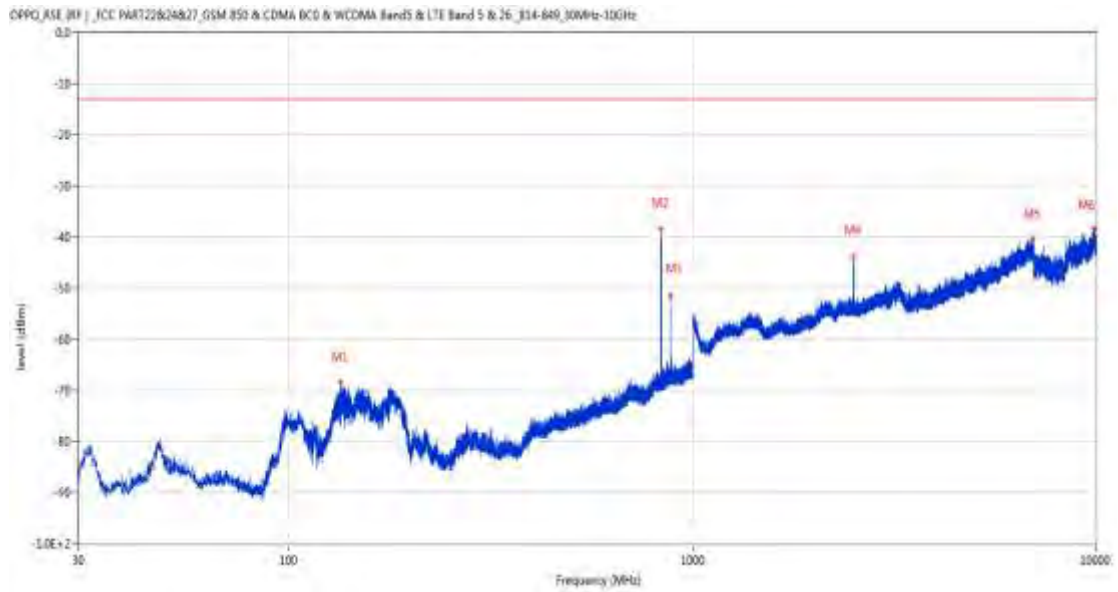
RSE-V&H GSM 850 CH128



Frequency (MHz)	Result (dBm)	Factor (dB)	PK Limit (dBm)	Over Limit (dB)	Table (o)	ANT	EUT	Verdict
49.400	-63.07	-15.51	-13.0	-50.07	176.00	Vertical	Horizontal	Pass
824.284	-58.25	2.02	-13.0	-45.25	208.00	Vertical	Horizontal	N/A
869.196	-59.53	2.21	-13.0	-46.53	106.00	Vertical	Horizontal	N/A
2472.900	-42.95	-0.26	-13.0	-29.95	360.00	Vertical	Horizontal	Pass
6997.800	-40.71	13.96	-13.0	-27.71	322.00	Vertical	Horizontal	Pass
9905.050	-37.91	18.75	-13.0	-24.91	358.00	Vertical	Horizontal	Pass

## 1.2 GSM 850 Middle Channel

RSE-H&H GSM 850 CH190



Frequency (MHz)	Result (dBm)	Factor (dB)	PK Limit (dBm)	Over Limit (dB)	Table (o)	ANT	EUT	Verdict
134.469	-68.45	-16.80	-13.0	-55.45	102.00	Horizontal	Horizontal	Pass
836.555	-38.42	2.18	-13.0	-25.42	352.00	Horizontal	Horizontal	N/A
881.612	-51.51	2.73	-13.0	-38.51	324.00	Horizontal	Horizontal	N/A
2509.900	-43.93	-0.11	-13.0	-30.93	94.00	Horizontal	Horizontal	Pass
6990.000	-40.49	13.82	-13.0	-27.49	80.00	Horizontal	Horizontal	Pass
9906.250	-38.32	18.76	-13.0	-25.32	277.00	Horizontal	Horizontal	Pass

RSE-H&V GSM 850 CH190



Frequency (MHz)	Result (dBm)	Factor (dB)	PK Limit (dBm)	Over Limit (dB)	Table (o)	ANT	EUT	Verdict
134.469	-66.29	-16.80	-13.0	-53.29	73.00	Horizontal	Vertical	Pass
836.652	-42.71	2.18	-13.0	-29.71	282.00	Horizontal	Vertical	N/A
881.563	-52.38	2.73	-13.0	-39.38	325.00	Horizontal	Vertical	N/A
1673.300	-54.77	-4.46	-13.0	-41.77	233.00	Horizontal	Vertical	Pass
2509.700	-40.55	-0.10	-13.0	-27.55	133.00	Horizontal	Vertical	Pass
9935.950	-36.88	19.12	-13.0	-23.88	139.00	Horizontal	Vertical	Pass

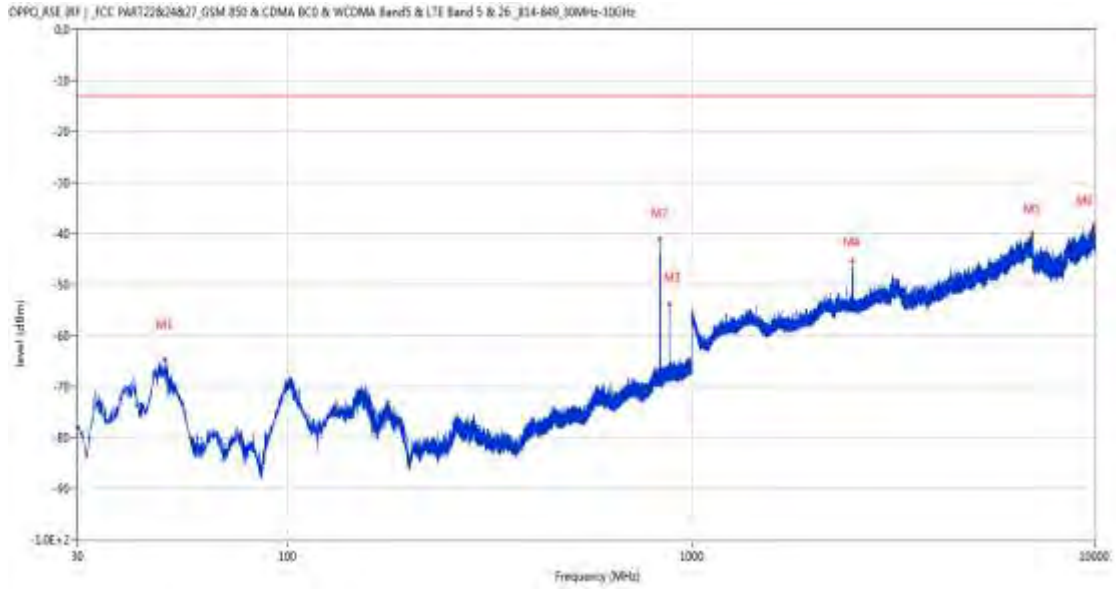
RSE-V&V GSM 850 CH190



Frequency (MHz)	Result (dBm)	Factor (dB)	PK Limit (dBm)	Over Limit (dB)	Table (o)	ANT	EUT	Verdict
52.164	-67.81	-14.99	-13.0	-54.81	69.00	Vertical	Vertical	Pass
836.652	-35.05	2.18	-13.0	-22.05	91.00	Vertical	Vertical	N/A
881.660	-54.32	2.74	-13.0	-41.32	54.00	Vertical	Vertical	N/A
2510.100	-43.97	-0.11	-13.0	-30.97	13.00	Vertical	Vertical	Pass
6993.600	-39.88	13.91	-13.0	-26.88	306.00	Vertical	Vertical	Pass
9847.000	-38.65	18.22	-13.0	-25.65	187.00	Vertical	Vertical	Pass



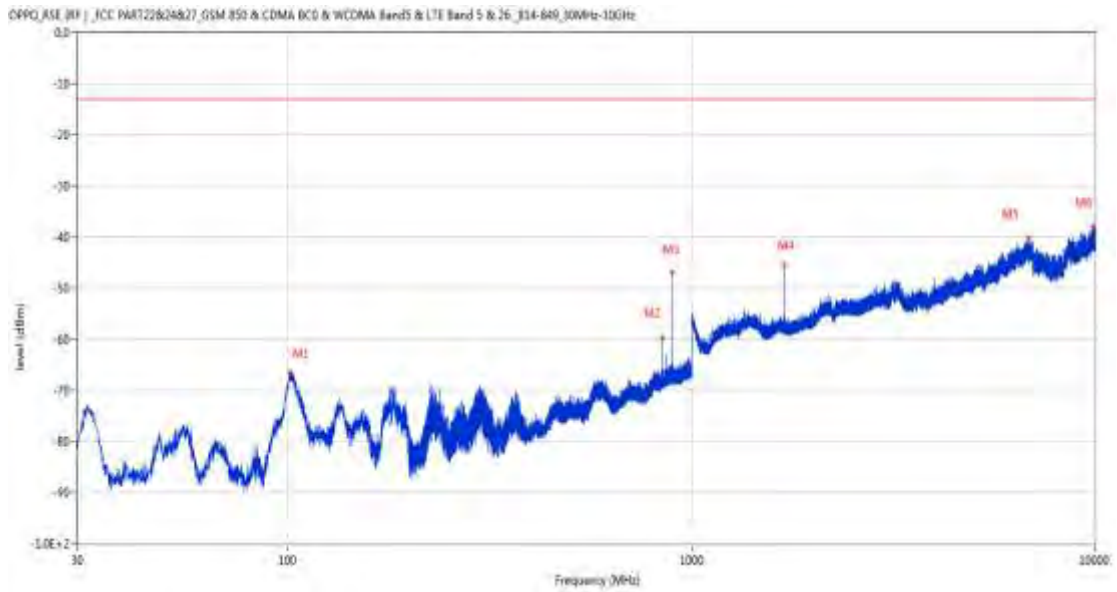
RSE-V&H GSM 850 CH190



Frequency (MHz)	Result (dBm)	Factor (dB)	PK Limit (dBm)	Over Limit (dB)	Table (o)	ANT	EUT	Verdict
49.400	-64.72	-15.51	-13.0	-51.72	77.00	Vertical	Horizontal	Pass
836.555	-41.01	2.18	-13.0	-28.01	208.00	Vertical	Horizontal	N/A
881.612	-53.79	2.73	-13.0	-40.79	105.00	Vertical	Horizontal	N/A
2509.900	-45.61	-0.11	-13.0	-32.61	19.00	Vertical	Horizontal	Pass
7000.000	-39.99	13.90	-13.0	-26.99	360.00	Vertical	Horizontal	Pass
9974.200	-38.42	19.30	-13.0	-25.42	168.00	Vertical	Horizontal	Pass

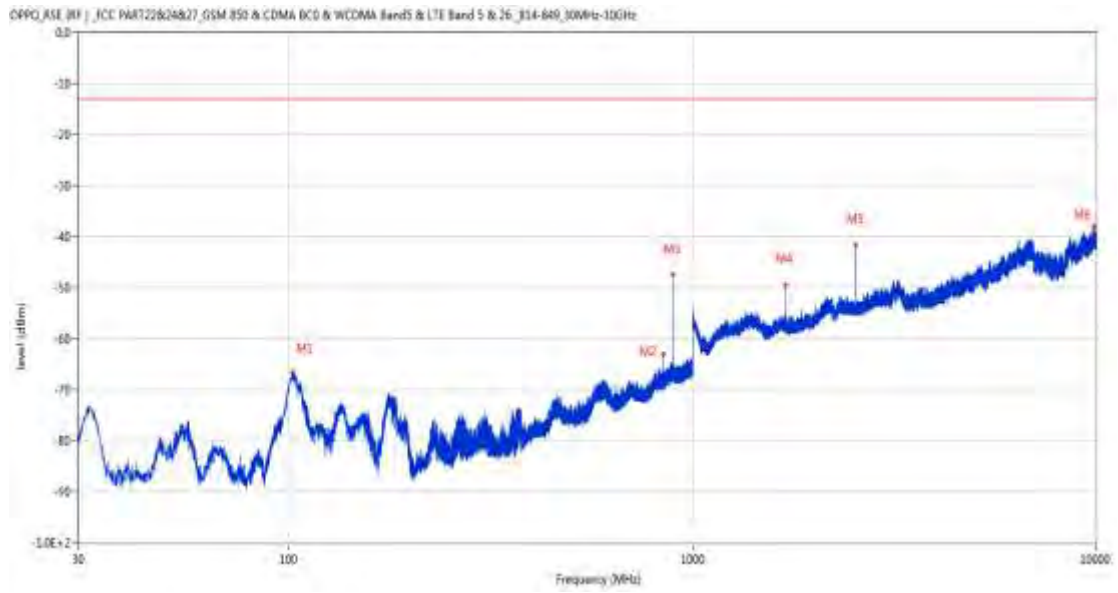
### 1.3 GSM 850 High Channel

RSE-H&H GSM 850 CH251



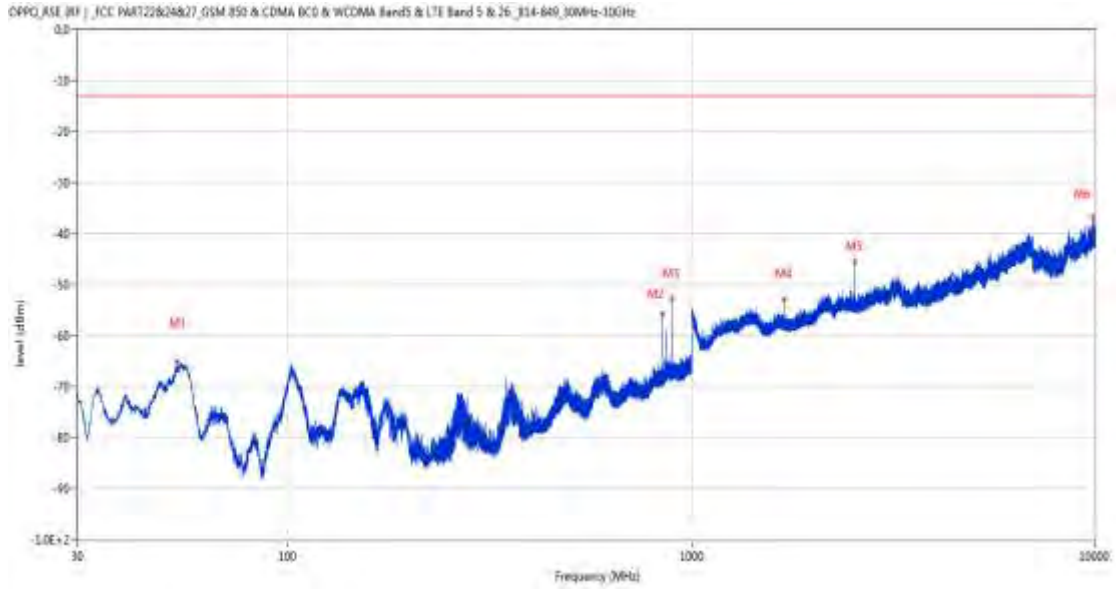
Frequency (MHz)	Result (dBm)	Factor (dB)	PK Limit (dBm)	Over Limit (dB)	Table (o)	ANT	EUT	Verdict
101.052	-66.55	-21.21	-13.0	-53.55	305.00	Horizontal	Horizontal	Pass
848.825	-59.73	2.29	-13.0	-46.73	230.00	Horizontal	Horizontal	N/A
893.882	-46.87	2.48	-13.0	-33.87	146.00	Horizontal	Horizontal	N/A
1697.900	-45.51	-4.86	-13.0	-32.51	0.00	Horizontal	Horizontal	Pass
6846.400	-40.20	12.57	-13.0	-27.20	229.00	Horizontal	Horizontal	Pass
9904.300	-38.02	18.74	-13.0	-25.02	39.00	Horizontal	Horizontal	Pass

RSE-H&V GSM 850 CH251



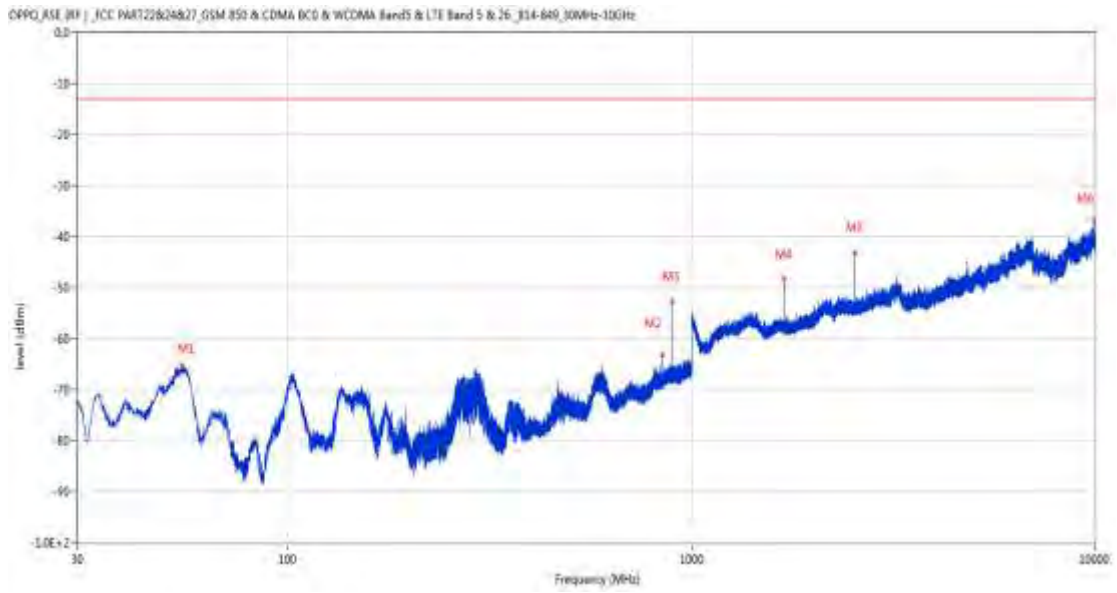
Frequency (MHz)	Result (dBm)	Factor (dB)	PK Limit (dBm)	Over Limit (dB)	Table (o)	ANT	EUT	Verdict
101.974	-66.49	-21.33	-13.0	-53.49	317.00	Horizontal	Vertical	Pass
848.874	-63.12	2.29	-13.0	-50.12	313.00	Horizontal	Vertical	N/A
893.737	-47.41	2.49	-13.0	-34.41	148.00	Horizontal	Vertical	N/A
1697.700	-49.36	-4.84	-13.0	-36.36	213.00	Horizontal	Vertical	Pass
2546.400	-41.56	-0.22	-13.0	-28.56	24.00	Horizontal	Vertical	Pass
9912.401	-37.88	18.82	-13.0	-24.88	73.00	Horizontal	Vertical	Pass

RSE-V&V GSM 850 CH251



Frequency (MHz)	Result (dBm)	Factor (dB)	PK Limit (dBm)	Over Limit (dB)	Table (o)	ANT	EUT	Verdict
52.892	-65.18	-14.93	-13.0	-52.18	258.00	Vertical	Vertical	Pass
848.729	-55.74	2.29	-13.0	-42.74	70.00	Vertical	Vertical	N/A
893.882	-52.72	2.48	-13.0	-39.72	90.00	Vertical	Vertical	N/A
1697.800	-52.91	-4.85	-13.0	-39.91	240.00	Vertical	Vertical	Pass
2547.000	-45.45	-0.21	-13.0	-32.45	3.00	Vertical	Vertical	Pass
9909.100	-36.83	18.79	-13.0	-23.83	171.00	Vertical	Vertical	Pass

RSE-V&H GSM 850 CH251

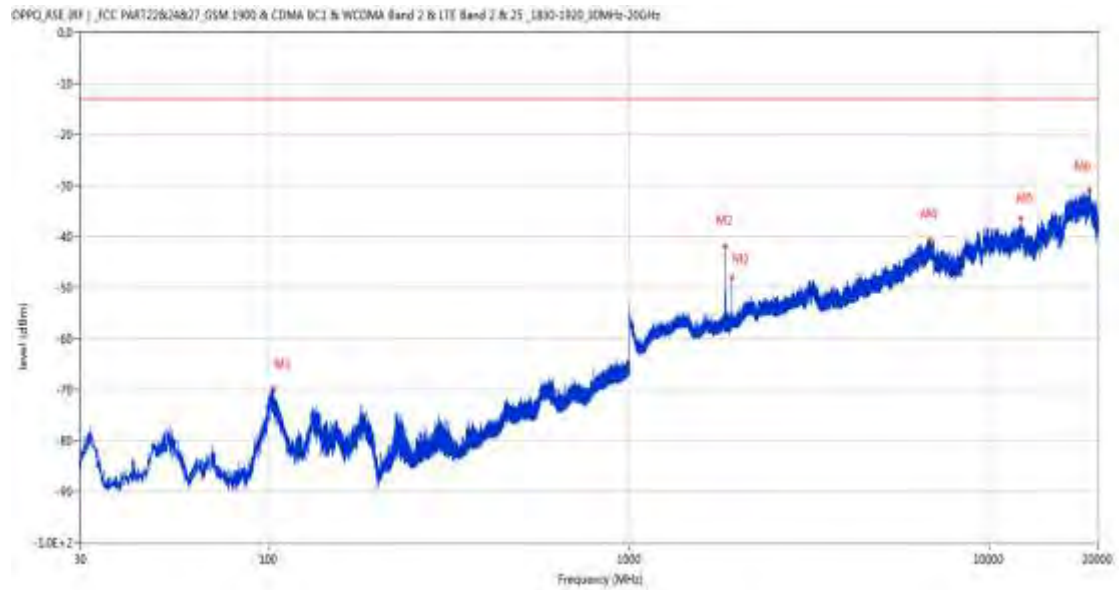


Frequency (MHz)	Result (dBm)	Factor (dB)	PK Limit (dBm)	Over Limit (dB)	Table (o)	ANT	EUT	Verdict
54.395	-65.34	-14.81	-13.0	-52.34	94.00	Vertical	Horizontal	Pass
848.825	-63.34	2.29	-13.0	-50.34	225.00	Vertical	Horizontal	N/A
893.785	-52.69	2.49	-13.0	-39.69	88.00	Vertical	Horizontal	N/A
1697.800	-48.36	-4.85	-13.0	-35.36	248.00	Vertical	Horizontal	Pass
2546.600	-43.22	-0.22	-13.0	-30.22	184.00	Vertical	Horizontal	Pass
9943.300	-36.82	19.25	-13.0	-23.82	255.00	Vertical	Horizontal	Pass

## 2 GSM 1900

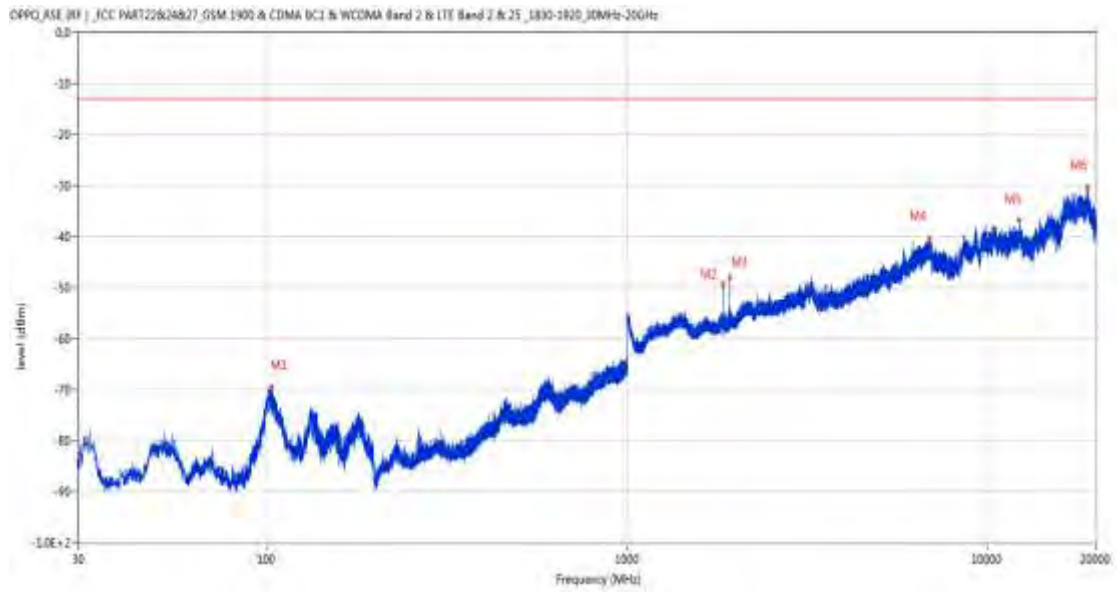
### 2.1 GSM 1900 Low Channel

RSE-H&H GSM 1900 CH512



Frequency (MHz)	Result (dBm)	Factor (dB)	PK Limit (dBm)	Over Limit (dB)	Table (o)	ANT	EUT	Verdict
103.381	-69.75	-21.38	-13.0	-56.75	120.00	Horizontal	Horizontal	Pass
1850.400	-41.91	-2.88	-13.0	-28.91	260.00	Horizontal	Horizontal	N/A
1930.500	-50.77	-2.77	-13.0	-37.77	342.00	Horizontal	Horizontal	N/A
6816.000	-40.66	13.12	-13.0	-27.66	303.00	Horizontal	Horizontal	Pass
12270.737	-36.49	18.72	-13.0	-23.49	240.00	Horizontal	Horizontal	Pass
18908.150	-30.87	25.09	-13.0	-17.87	127.00	Horizontal	Horizontal	Pass

RSE-H&V GSM 1900 CH512



Frequency (MHz)	Result (dBm)	Factor (dB)	PK Limit (dBm)	Over Limit (dB)	Table (o)	ANT	EUT	Verdict
103.090	-69.44	-21.37	-13.0	-56.44	310.00	Horizontal	Vertical	Pass
1850.600	-49.43	-2.88	-13.0	-36.43	51.00	Horizontal	Vertical	N/A
1930.500	-48.02	-2.77	-13.0	-35.02	143.00	Horizontal	Vertical	N/A
6904.600	-40.49	12.22	-13.0	-27.49	60.00	Horizontal	Vertical	Pass
12271.887	-36.81	18.74	-13.0	-23.81	251.00	Horizontal	Vertical	Pass
18954.551	-30.32	25.06	-13.0	-17.32	170.00	Horizontal	Vertical	Pass

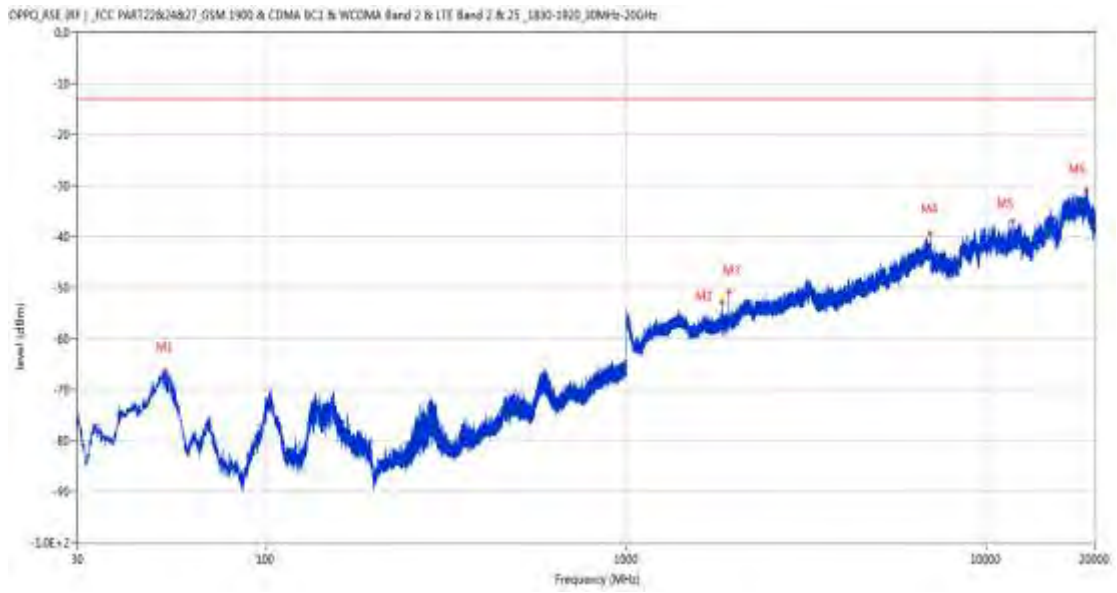
RSE-V&V GSM 1900 CH512



Frequency (MHz)	Result (dBm)	Factor (dB)	PK Limit (dBm)	Over Limit (dB)	Table (o)	ANT	EUT	Verdict
52.068	-65.73	-14.95	-13.0	-52.73	91.00	Vertical	Vertical	Pass
1850.500	-46.75	-2.88	-13.0	-33.75	246.00	Vertical	Vertical	N/A
1930.600	-50.44	-2.81	-13.0	-37.44	213.00	Vertical	Vertical	N/A
6990.600	-39.51	13.86	-13.0	-26.51	0.00	Vertical	Vertical	Pass
12271.887	-36.40	18.74	-13.0	-23.40	217.00	Vertical	Vertical	Pass
18962.887	-30.78	25.06	-13.0	-17.78	68.00	Vertical	Vertical	Pass



RSE-V&H GSM 1900 CH512



Frequency (MHz)	Result (dBm)	Factor (dB)	PK Limit (dBm)	Over Limit (dB)	Table (o)	ANT	EUT	Verdict
52.650	-66.34	-14.92	-13.0	-53.34	122.00	Vertical	Horizontal	Pass
1850.400	-52.91	-2.88	-13.0	-39.91	176.00	Vertical	Horizontal	N/A
1930.600	-50.88	-2.81	-13.0	-37.88	338.00	Vertical	Horizontal	N/A
6991.200	-39.38	13.91	-13.0	-26.38	285.00	Vertical	Horizontal	Pass
11843.225	-36.97	17.72	-13.0	-23.97	65.00	Vertical	Horizontal	Pass
18941.499	-30.80	25.07	-13.0	-17.80	4.00	Vertical	Horizontal	Pass

## 2.2 GSM 1900 Middle Channel

RSE-H&H GSM 1900 CH661



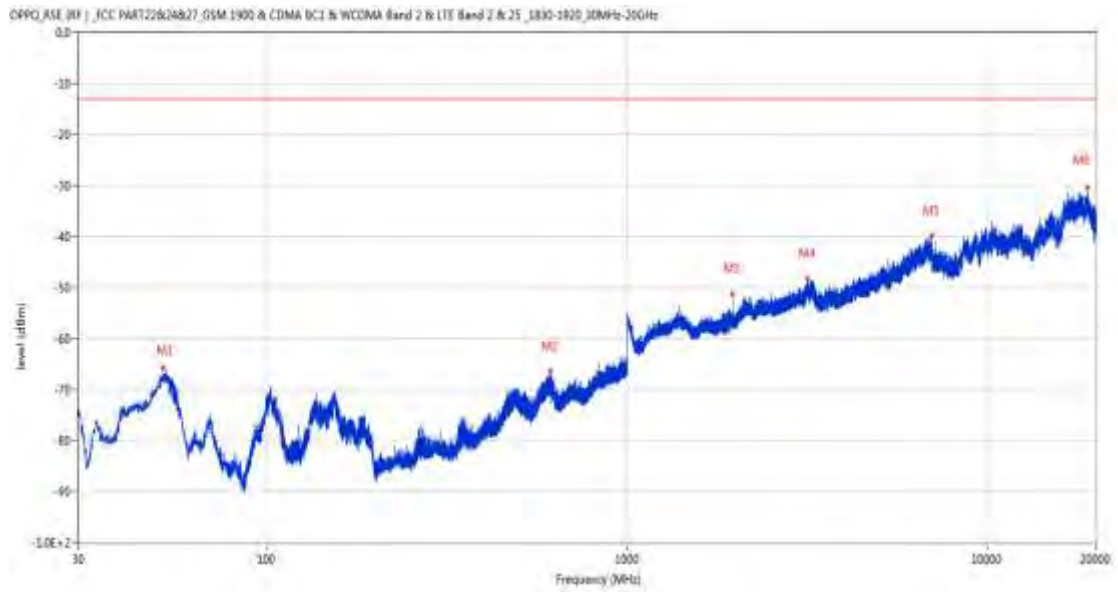
Frequency (MHz)	Result (dBm)	Factor (dB)	PK Limit (dBm)	Over Limit (dB)	Table (o)	ANT	EUT	Verdict
101.634	-69.62	-21.26	-13.0	-56.62	97.00	Horizontal	Horizontal	Pass
604.094	-67.60	-3.60	-13.0	-54.60	174.00	Horizontal	Horizontal	Pass
1960.200	-48.46	-3.60	-13.0	-35.46	82.00	Horizontal	Horizontal	N/A
3241.000	-48.26	6.39	-13.0	-35.26	59.00	Horizontal	Horizontal	Pass
6819.000	-40.36	13.08	-13.0	-27.36	146.00	Horizontal	Horizontal	Pass
18940.051	-30.91	25.07	-13.0	-17.91	245.00	Horizontal	Horizontal	Pass

RSE-H&V GSM 1900 CH661



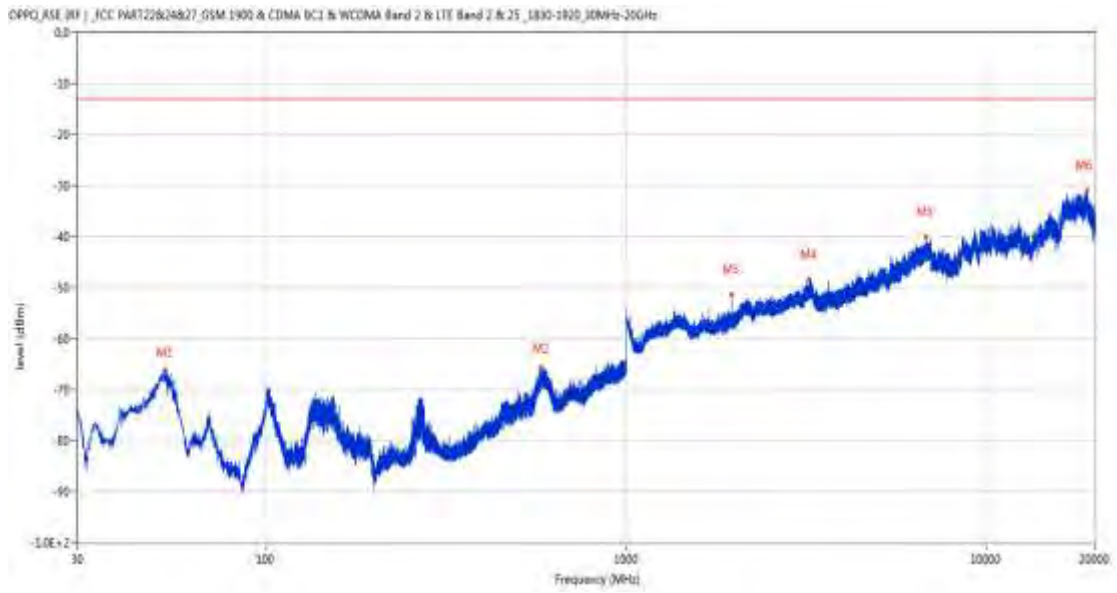
Frequency (MHz)	Result (dBm)	Factor (dB)	PK Limit (dBm)	Over Limit (dB)	Table (o)	ANT	EUT	Verdict
103.769	-70.63	-21.39	-13.0	-57.63	100.00	Horizontal	Vertical	Pass
602.542	-68.41	-3.63	-13.0	-55.41	80.00	Horizontal	Vertical	Pass
1960.100	-48.81	-3.59	-13.0	-35.81	91.00	Horizontal	Vertical	N/A
3228.200	-48.19	6.68	-13.0	-35.19	298.00	Horizontal	Vertical	Pass
6769.400	-39.72	12.57	-13.0	-26.72	121.00	Horizontal	Vertical	Pass
16933.614	-30.76	26.02	-13.0	-17.76	119.00	Horizontal	Vertical	Pass

RSE-V&V GSM 1900 CH661



Frequency (MHz)	Result (dBm)	Factor (dB)	PK Limit (dBm)	Over Limit (dB)	Table (o)	ANT	EUT	Verdict
51.534	-65.74	-14.99	-13.0	-52.74	136.00	Vertical	Vertical	Pass
613.310	-66.25	-3.28	-13.0	-53.25	324.00	Vertical	Vertical	Pass
1960.200	-51.32	-3.60	-13.0	-38.32	338.00	Vertical	Vertical	N/A
3163.000	-48.21	6.20	-13.0	-35.21	271.00	Vertical	Vertical	Pass
6995.800	-39.88	13.81	-13.0	-26.88	325.00	Vertical	Vertical	Pass
18937.149	-30.32	25.07	-13.0	-17.32	67.00	Vertical	Vertical	Pass

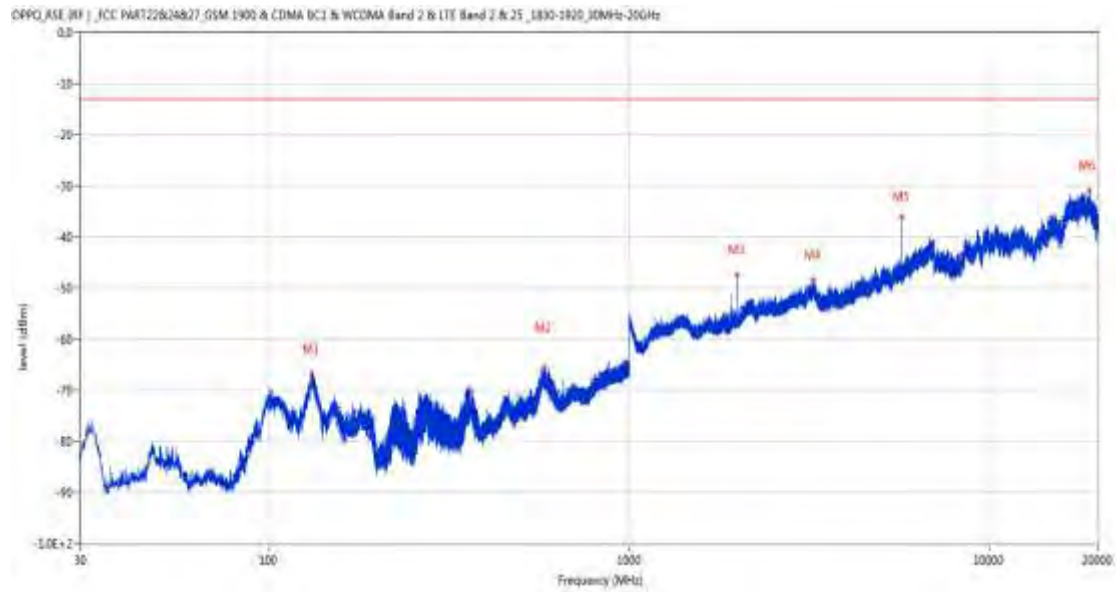
RSE-V&H GSM 1900 CH661



Frequency (MHz)	Result (dBm)	Factor (dB)	PK Limit (dBm)	Over Limit (dB)	Table (o)	ANT	EUT	Verdict
52.698	-66.21	-14.92	-13.0	-53.21	128.00	Vertical	Horizontal	Pass
580.281	-65.73	-5.43	-13.0	-52.73	95.00	Vertical	Horizontal	Pass
1960.300	-51.42	-3.60	-13.0	-38.42	360.00	Vertical	Horizontal	N/A
3228.200	-48.37	6.68	-13.0	-35.37	0.00	Vertical	Horizontal	Pass
6799.400	-39.90	13.15	-13.0	-26.90	313.00	Vertical	Horizontal	Pass
19051.700	-30.93	25.01	-13.0	-17.93	0.00	Vertical	Horizontal	Pass

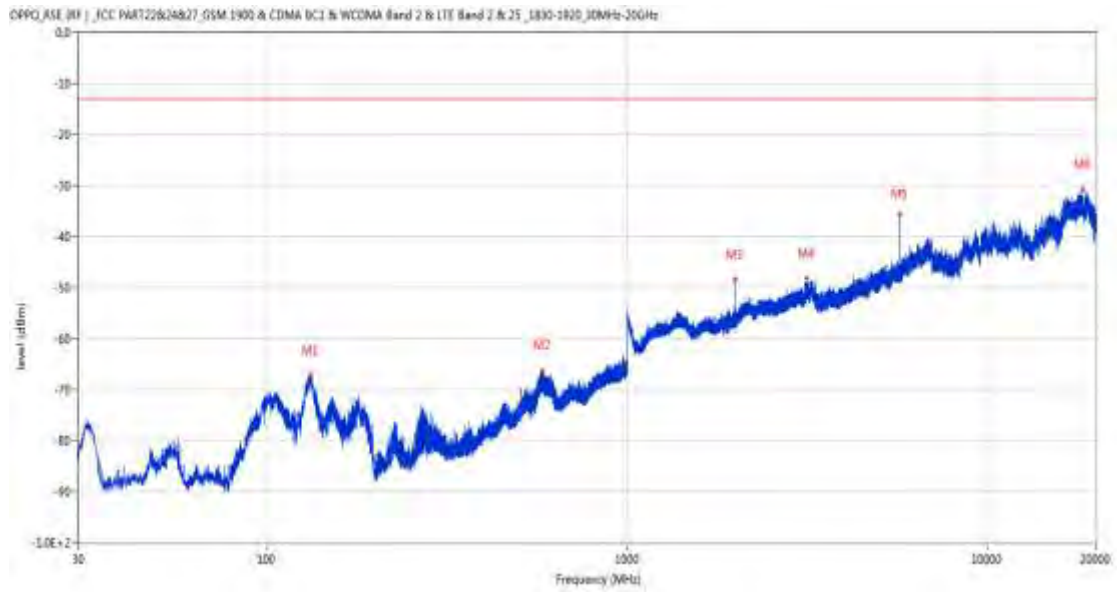
## 2.3 GSM 1900 High Channel

RSE-H&H GSM 1900 CH810



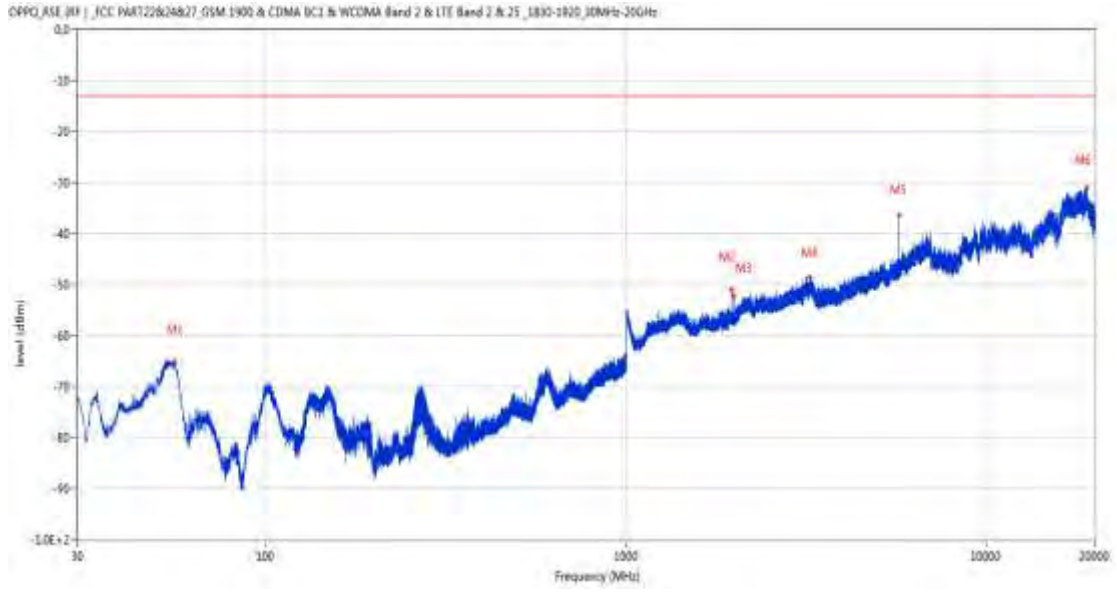
Frequency (MHz)	Result (dBm)	Factor (dB)	PK Limit (dBm)	Over Limit (dB)	Table (o)	ANT	EUT	Verdict
131.365	-66.64	-17.49	-13.0	-53.64	298.00	Horizontal	Horizontal	Pass
581.687	-65.60	-5.30	-13.0	-52.60	50.00	Horizontal	Horizontal	Pass
1990.100	-47.38	-3.64	-13.0	-34.38	147.00	Horizontal	Horizontal	N/A
3242.200	-48.41	6.32	-13.0	-35.41	0.00	Horizontal	Horizontal	Pass
5729.400	-36.17	8.39	-13.0	-23.17	140.00	Horizontal	Horizontal	Pass
18966.151	-30.80	25.06	-13.0	-17.80	302.00	Horizontal	Horizontal	Pass

RSE-H&V GSM 1900 CH810



Frequency (MHz)	Result (dBm)	Factor (dB)	PK Limit (dBm)	Over Limit (dB)	Table (o)	ANT	EUT	Verdict
132.238	-67.14	-17.29	-13.0	-54.14	329.00	Horizontal	Vertical	Pass
583.628	-66.42	-5.15	-13.0	-53.42	28.00	Horizontal	Vertical	Pass
1989.900	-48.42	-3.65	-13.0	-35.42	130.00	Horizontal	Vertical	N/A
3154.000	-48.24	5.78	-13.0	-35.24	184.00	Horizontal	Vertical	Pass
5729.600	-35.79	8.38	-13.0	-22.79	55.00	Horizontal	Vertical	Pass
18394.489	-30.84	25.37	-13.0	-17.84	254.00	Horizontal	Vertical	Pass

RSE-V&V GSM 1900 CH810



Frequency (MHz)	Result (dBm)	Factor (dB)	PK Limit (dBm)	Over Limit (dB)	Table (o)	ANT	EUT	Verdict
55.996	-65.06	-14.78	-13.0	-52.06	297.00	Vertical	Vertical	Pass
1960.100	-50.94	-3.59	-13.0	-37.94	358.00	Vertical	Vertical	Pass
1989.800	-52.20	-3.65	-13.0	-39.20	27.00	Vertical	Vertical	N/A
3248.200	-48.63	6.02	-13.0	-35.63	0.00	Vertical	Vertical	Pass
5729.800	-36.27	8.37	-13.0	-23.27	12.00	Vertical	Vertical	Pass
19068.375	-30.96	25.00	-13.0	-17.96	270.00	Vertical	Vertical	Pass



RSE-V&H GSM 1900 CH810



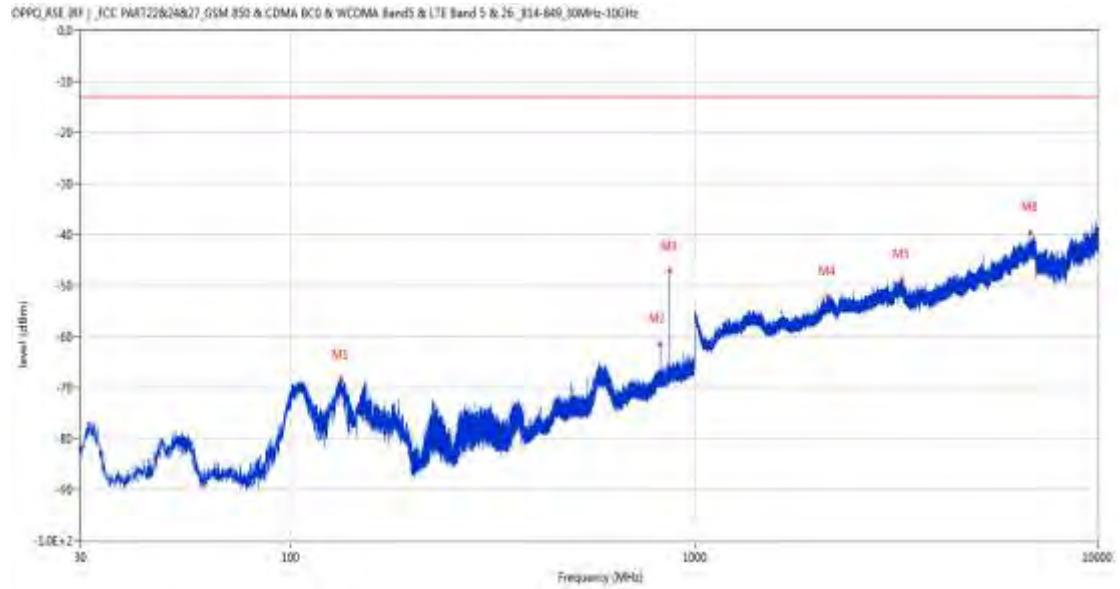
Frequency (MHz)	Result (dBm)	Factor (dB)	PK Limit (dBm)	Over Limit (dB)	Table (o)	ANT	EUT	Verdict
593.619	-65.25	-4.32	-13.0	-52.25	108.00	Vertical	Horizontal	Pass
1960.700	-51.11	-3.62	-13.0	-38.11	334.00	Vertical	Horizontal	Pass
1990.200	-51.69	-3.64	-13.0	-38.69	206.00	Vertical	Horizontal	N/A
3163.400	-47.80	6.21	-13.0	-34.80	110.00	Vertical	Horizontal	Pass
5729.600	-39.17	8.38	-13.0	-26.17	169.00	Vertical	Horizontal	Pass
18111.738	-30.77	25.53	-13.0	-17.77	99.00	Vertical	Horizontal	Pass

## EGPRS

### 3 EGPRS 850

#### 3.1 EGPRS 850 Low Channel

RSE-H&H EGPRS 850 CH128



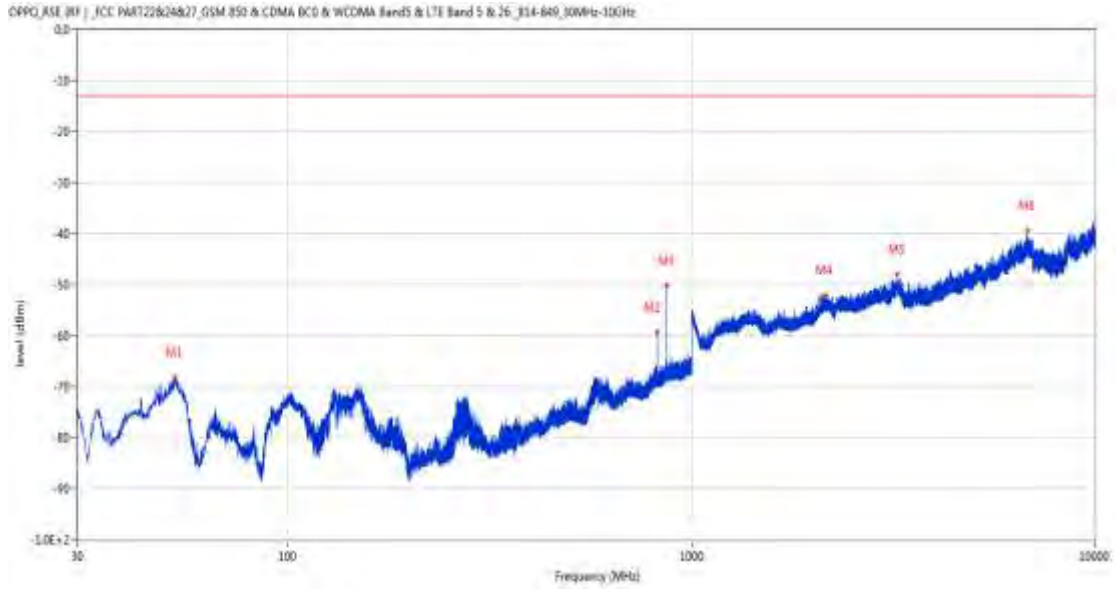
Frequency (MHz)	Result (dBm)	Factor (dB)	PK Limit (dBm)	Over Limit (dB)	Table (o)	ANT	EUT	Verdict
132.626	-68.41	-17.22	-13.0	-55.41	156.00	Horizontal	Horizontal	Pass
824.284	-61.49	2.02	-13.0	-48.49	354.00	Horizontal	Horizontal	N/A
869.147	-47.21	2.21	-13.0	-34.21	148.00	Horizontal	Horizontal	N/A
2143.700	-52.09	-0.47	-13.0	-39.09	114.00	Horizontal	Horizontal	Pass
3260.800	-48.86	5.55	-13.0	-35.86	206.00	Horizontal	Horizontal	Pass
6796.200	-39.54	13.08	-13.0	-26.54	271.00	Horizontal	Horizontal	Pass

RSE-H&V EGPRS 850 CH128



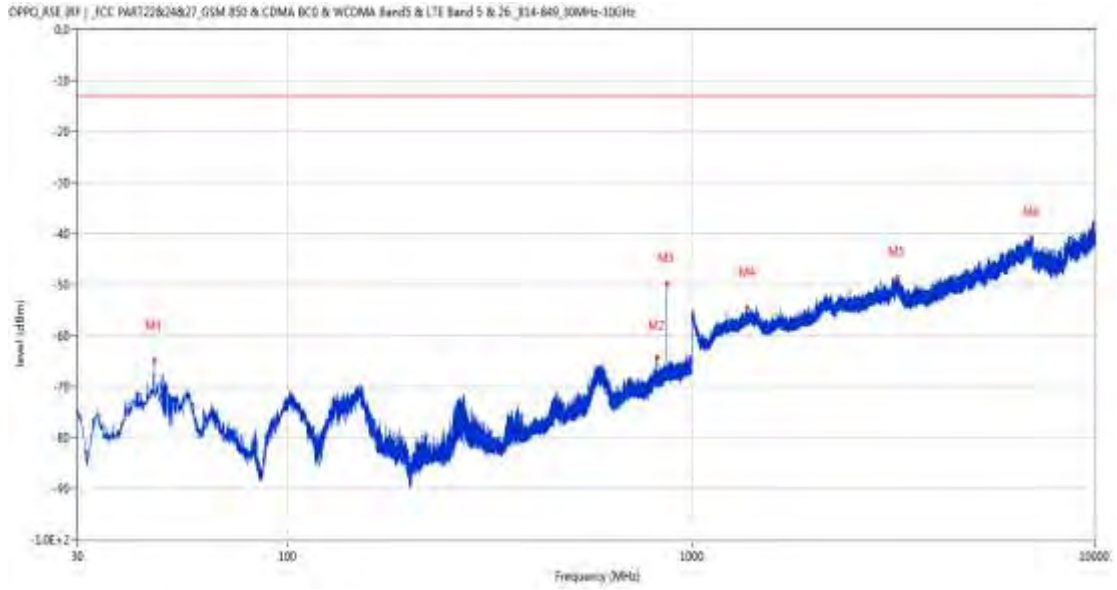
Frequency (MHz)	Result (dBm)	Factor (dB)	PK Limit (dBm)	Over Limit (dB)	Table (o)	ANT	EUT	Verdict
133.742	-67.71	-16.95	-13.0	-54.71	133.00	Horizontal	Vertical	Pass
586.392	-65.49	-4.84	-13.0	-52.49	29.00	Horizontal	Vertical	Pass
869.196	-47.60	2.21	-13.0	-34.60	148.00	Horizontal	Vertical	N/A
2472.800	-50.26	-0.27	-13.0	-37.26	43.00	Horizontal	Vertical	Pass
3159.200	-47.37	6.13	-13.0	-34.37	177.00	Horizontal	Vertical	Pass
6894.600	-40.45	12.08	-13.0	-27.45	360.00	Horizontal	Vertical	Pass

RSE-V&V EGPRS 850 CH128



Frequency (MHz)	Result (dBm)	Factor (dB)	PK Limit (dBm)	Over Limit (dB)	Table (o)	ANT	EUT	Verdict
52.261	-68.45	-14.99	-13.0	-55.45	0.00	Vertical	Vertical	Pass
824.236	-59.45	2.01	-13.0	-46.45	92.00	Vertical	Vertical	N/A
869.196	-50.19	2.21	-13.0	-37.19	48.00	Vertical	Vertical	N/A
2140.600	-52.07	-0.45	-13.0	-39.07	214.00	Vertical	Vertical	Pass
3234.600	-48.05	6.72	-13.0	-35.05	267.00	Vertical	Vertical	Pass
6818.200	-39.47	13.10	-13.0	-26.47	258.00	Vertical	Vertical	Pass

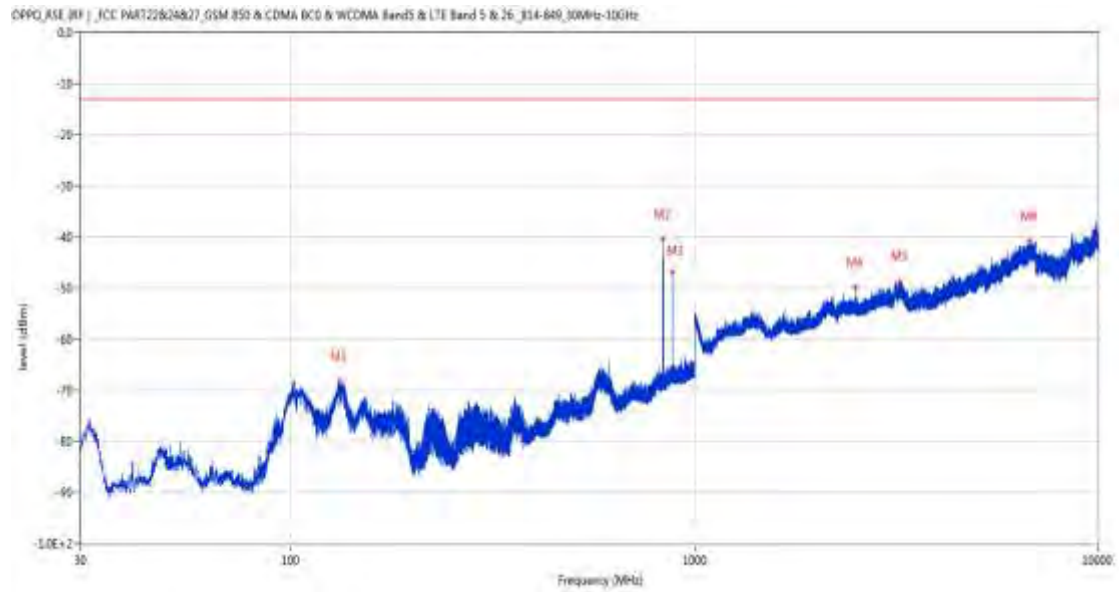
RSE-V&H EGPRS 850 CH128



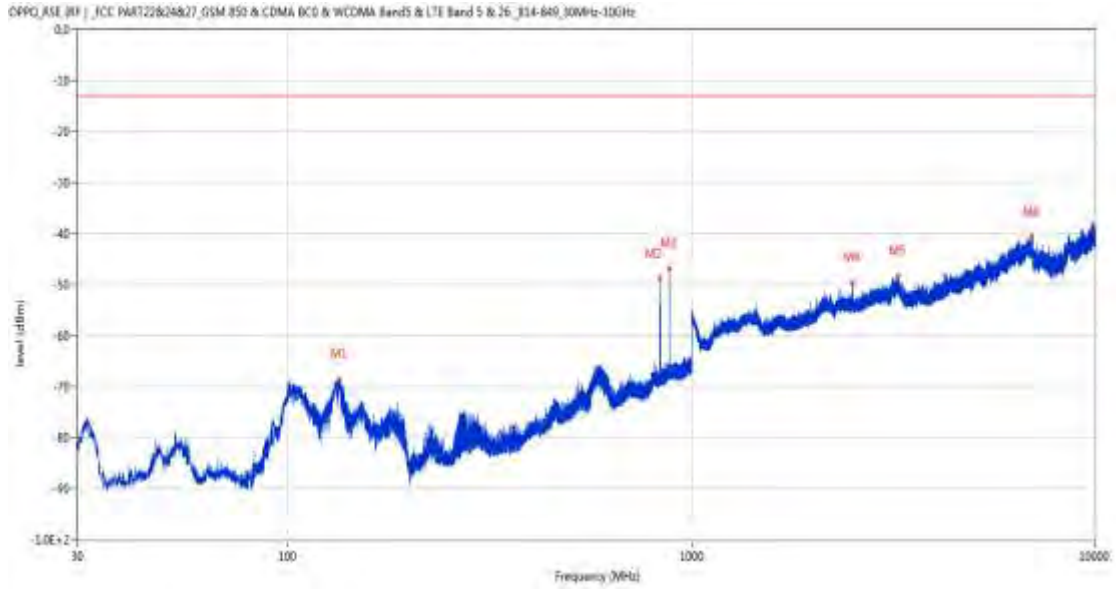
Frequency (MHz)	Result (dBm)	Factor (dB)	PK Limit (dBm)	Over Limit (dB)	Table (o)	ANT	EUT	Verdict
46.441	-64.96	-16.45	-13.0	-51.96	150.00	Vertical	Horizontal	Pass
824.236	-64.28	2.01	-13.0	-51.28	206.00	Vertical	Horizontal	N/A
869.196	-49.72	2.21	-13.0	-36.72	45.00	Vertical	Horizontal	N/A
1372.600	-54.47	-3.67	-13.0	-41.47	45.00	Vertical	Horizontal	Pass
3232.000	-48.53	6.79	-13.0	-35.53	260.00	Vertical	Horizontal	Pass
6994.400	-40.77	13.86	-13.0	-27.77	9.00	Vertical	Horizontal	Pass

### 3.2 EGPRS 850 Middle Channel

RSE-H&H EGPRS 850 CH190

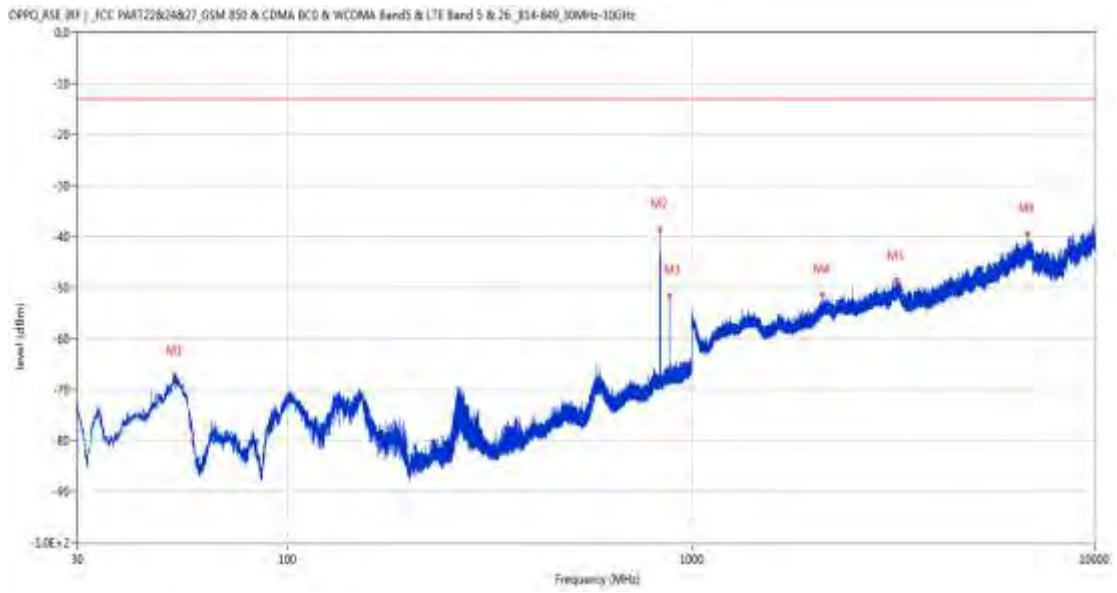


Frequency (MHz)	Result (dBm)	Factor (dB)	PK Limit (dBm)	Over Limit (dB)	Table (o)	ANT	EUT	Verdict
131.268	-68.26	-17.55	-13.0	-55.26	299.00	Horizontal	Horizontal	Pass
836.652	-40.45	2.18	-13.0	-27.45	279.00	Horizontal	Horizontal	N/A
881.612	-46.96	2.73	-13.0	-33.96	149.00	Horizontal	Horizontal	N/A
2510.200	-49.76	-0.10	-13.0	-36.76	104.00	Horizontal	Horizontal	Pass
3231.000	-48.84	6.69	-13.0	-35.84	66.00	Horizontal	Horizontal	Pass
6772.600	-40.84	12.76	-13.0	-27.84	90.00	Horizontal	Horizontal	Pass



Frequency (MHz)	Result (dBm)	Factor (dB)	PK Limit (dBm)	Over Limit (dB)	Table (o)	ANT	EUT	Verdict
133.839	-68.47	-16.92	-13.0	-55.47	151.00	Horizontal	Vertical	Pass
836.652	-48.75	2.18	-13.0	-35.75	275.00	Horizontal	Vertical	N/A
881.660	-46.95	2.74	-13.0	-33.95	141.00	Horizontal	Vertical	N/A
2509.700	-49.69	-0.10	-13.0	-36.69	24.00	Horizontal	Vertical	Pass
3246.600	-48.42	6.14	-13.0	-35.42	247.00	Horizontal	Vertical	Pass
6988.200	-40.61	13.68	-13.0	-27.61	0.00	Horizontal	Vertical	Pass

RSE-V&V EGPRS 850 CH190



Frequency (MHz)	Result (dBm)	Factor (dB)	PK Limit (dBm)	Over Limit (dB)	Table (o)	ANT	EUT	Verdict
52.407	-67.21	-14.97	-13.0	-54.21	169.00	Vertical	Vertical	Pass
836.604	-38.48	2.18	-13.0	-25.48	86.00	Vertical	Vertical	N/A
881.612	-51.62	2.73	-13.0	-38.62	96.00	Vertical	Vertical	N/A
2103.100	-51.44	-1.32	-13.0	-38.44	149.00	Vertical	Vertical	Pass
3219.600	-48.67	5.62	-13.0	-35.67	115.00	Vertical	Vertical	Pass
6812.000	-39.37	13.17	-13.0	-26.37	274.00	Vertical	Vertical	Pass



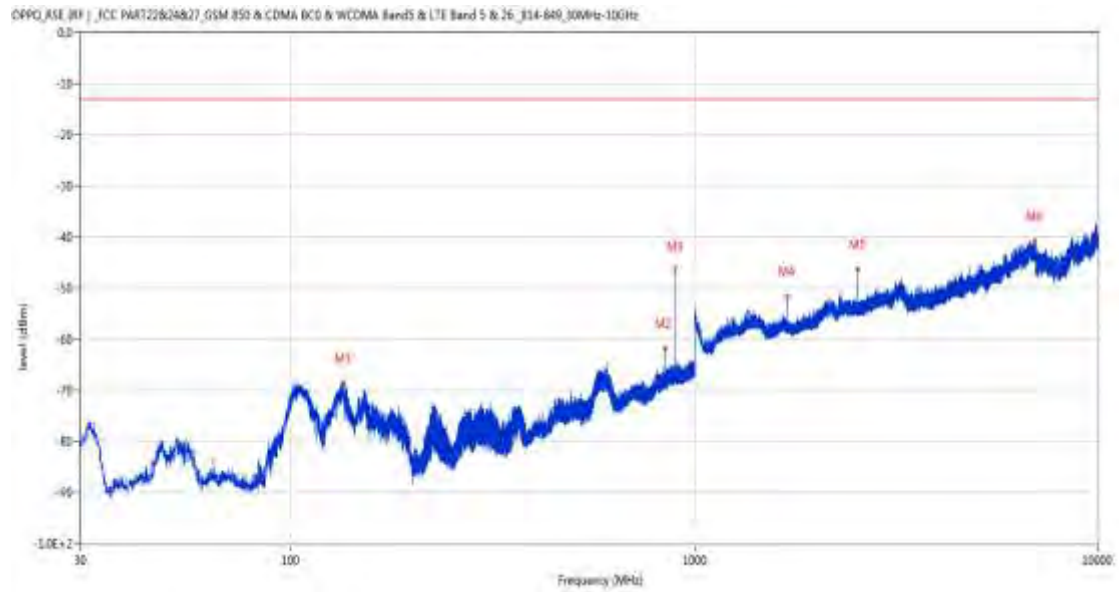
RSE-V&H EGPRS 850 CH190



Frequency (MHz)	Result (dBm)	Factor (dB)	PK Limit (dBm)	Over Limit (dB)	Table (o)	ANT	EUT	Verdict
151.832	-69.15	-15.70	-13.0	-56.15	326.00	Vertical	Horizontal	Pass
836.652	-45.33	2.18	-13.0	-32.33	223.00	Vertical	Horizontal	N/A
881.563	-51.08	2.73	-13.0	-38.08	49.00	Vertical	Horizontal	N/A
1673.300	-52.48	-4.46	-13.0	-39.48	267.00	Vertical	Horizontal	Pass
2510.100	-48.91	-0.11	-13.0	-35.91	356.00	Vertical	Horizontal	Pass
6802.400	-39.92	13.12	-13.0	-26.92	211.00	Vertical	Horizontal	Pass

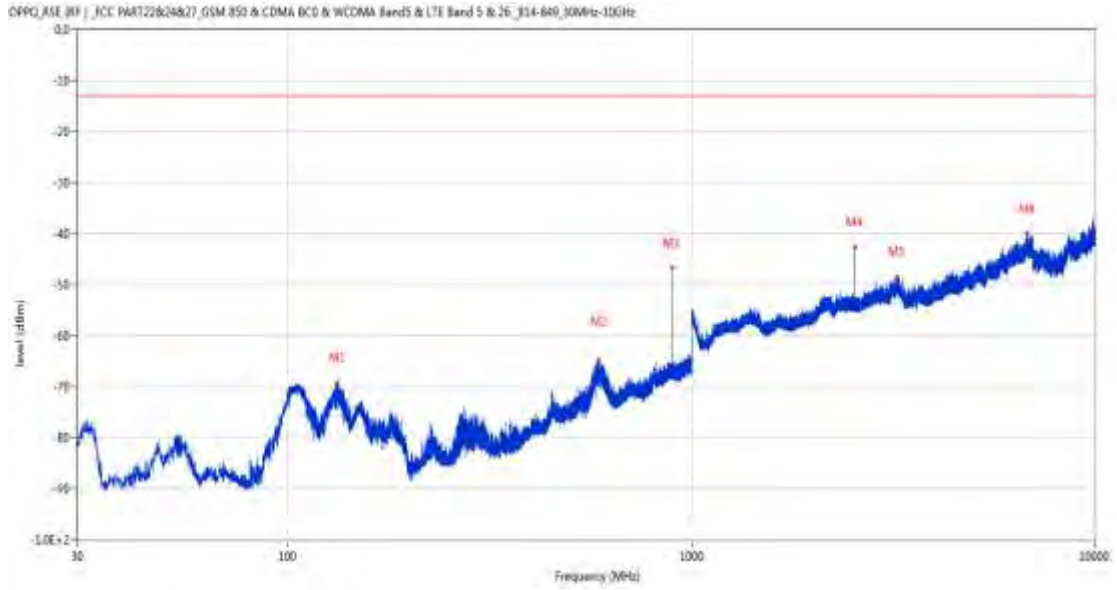
### 3.3 EGPRS 850 High Channel

RSE-H&H EGPRS 850 CH251



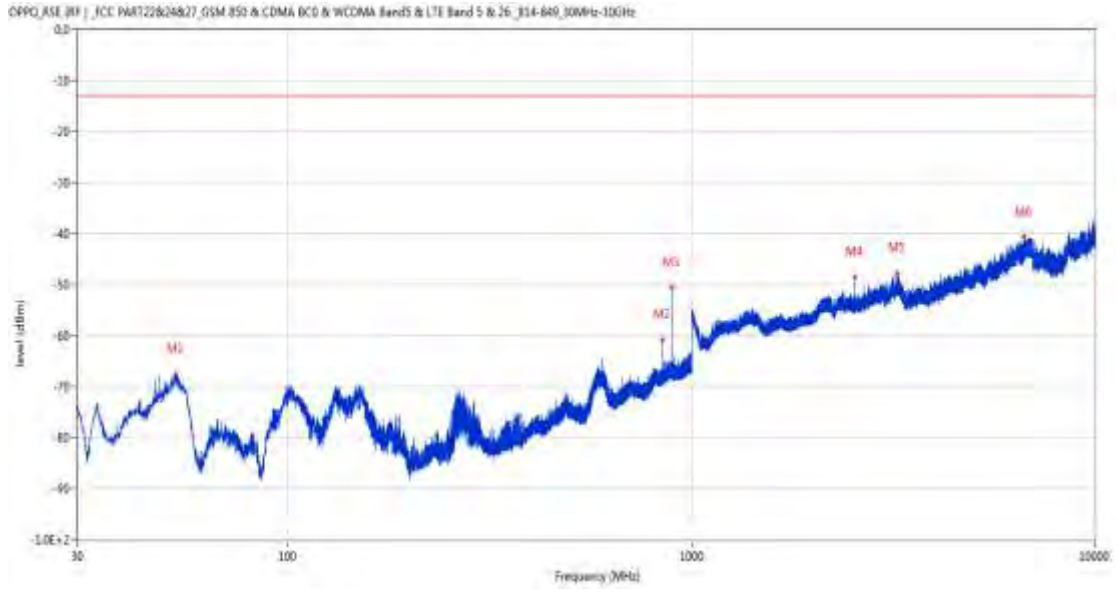
Frequency (MHz)	Result (dBm)	Factor (dB)	PK Limit (dBm)	Over Limit (dB)	Table (o)	ANT	EUT	Verdict
134.808	-68.57	-16.74	-13.0	-55.57	142.00	Horizontal	Horizontal	Pass
848.777	-61.76	2.29	-13.0	-48.76	276.00	Horizontal	Horizontal	N/A
893.785	-46.13	2.49	-13.0	-33.13	154.00	Horizontal	Horizontal	N/A
1697.800	-51.73	-4.85	-13.0	-38.73	185.00	Horizontal	Horizontal	Pass
2546.700	-46.39	-0.22	-13.0	-33.39	106.00	Horizontal	Horizontal	Pass
6991.000	-40.71	13.89	-13.0	-27.71	156.00	Horizontal	Horizontal	Pass

RSE-H&V EGPRS 850 CH251



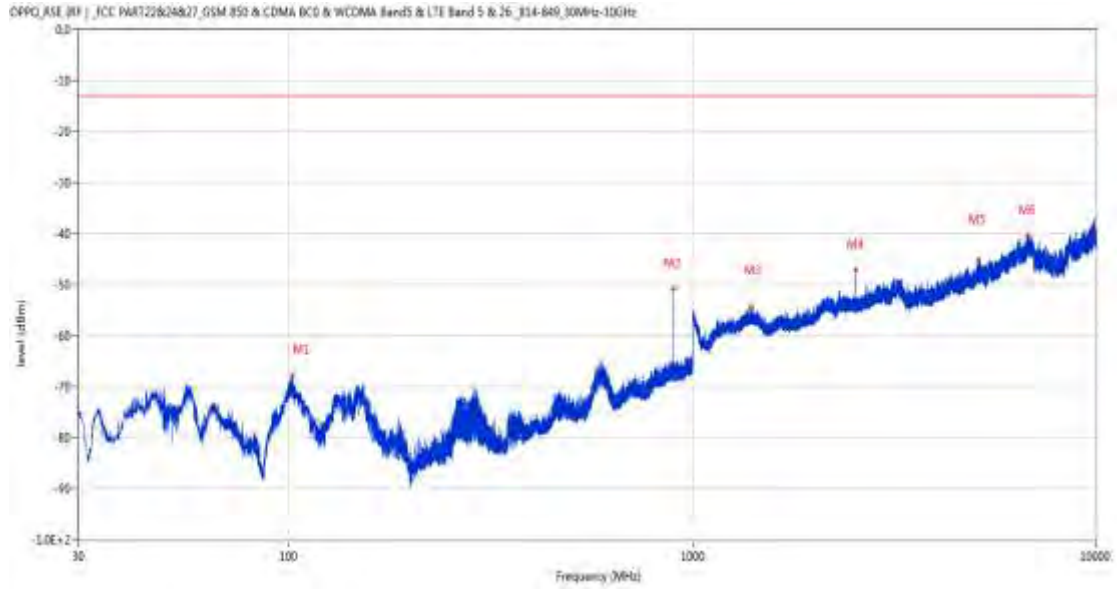
Frequency (MHz)	Result (dBm)	Factor (dB)	PK Limit (dBm)	Over Limit (dB)	Table (o)	ANT	EUT	Verdict
132.771	-69.14	-17.18	-13.0	-56.14	320.00	Horizontal	Vertical	Pass
587.362	-64.81	-4.77	-13.0	-51.81	28.00	Horizontal	Vertical	Pass
893.785	-46.81	2.49	-13.0	-33.81	152.00	Horizontal	Vertical	N/A
2546.600	-42.65	-0.22	-13.0	-29.65	63.00	Horizontal	Vertical	Pass
3233.600	-48.57	6.76	-13.0	-35.57	310.00	Horizontal	Vertical	Pass
6816.800	-40.01	13.12	-13.0	-27.01	115.00	Horizontal	Vertical	Pass

RSE-V&V EGPRS 850 CH251



Frequency (MHz)	Result (dBm)	Factor (dB)	PK Limit (dBm)	Over Limit (dB)	Table (o)	ANT	EUT	Verdict
52.698	-67.46	-14.95	-13.0	-54.46	132.00	Vertical	Vertical	Pass
848.825	-60.81	2.29	-13.0	-47.81	32.00	Vertical	Vertical	N/A
893.833	-50.50	2.48	-13.0	-37.50	0.00	Vertical	Vertical	N/A
2546.600	-48.57	-0.22	-13.0	-35.57	359.00	Vertical	Vertical	Pass
3243.600	-47.76	6.28	-13.0	-34.76	276.00	Vertical	Vertical	Pass
6690.600	-40.67	11.54	-13.0	-27.67	260.00	Vertical	Vertical	Pass

RSE-V&H EGPRS 850 CH251

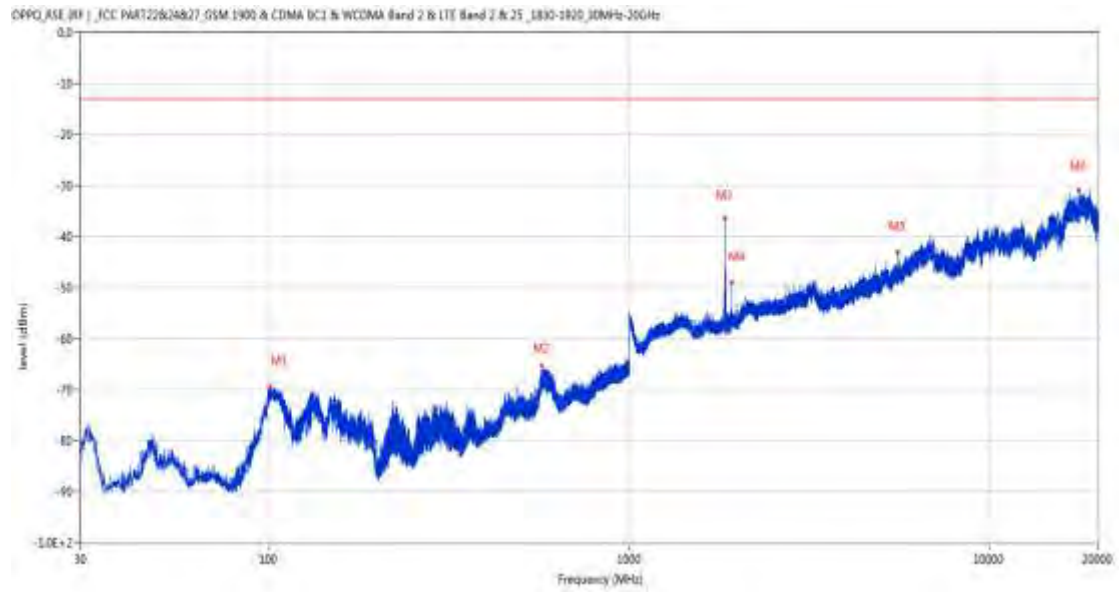


Frequency (MHz)	Result (dBm)	Factor (dB)	PK Limit (dBm)	Over Limit (dB)	Table (o)	ANT	EUT	Verdict
101.586	-67.72	-21.28	-13.0	-54.72	222.00	Vertical	Horizontal	Pass
893.737	-50.91	2.49	-13.0	-37.91	0.00	Vertical	Horizontal	N/A
1402.000	-54.53	-3.28	-13.0	-41.53	162.00	Vertical	Horizontal	Pass
2546.500	-47.06	-0.22	-13.0	-34.06	34.00	Vertical	Horizontal	Pass
5126.400	-45.17	7.90	-13.0	-32.17	197.00	Vertical	Horizontal	Pass
6785.400	-40.31	12.83	-13.0	-27.31	111.00	Vertical	Horizontal	Pass

## 4 EGPRS 1900

### 4.1 EGPRS 1900 Low Channel

RSE-H&H EGPRS 1900 CH512



Frequency (MHz)	Result (dBm)	Factor (dB)	PK Limit (dBm)	Over Limit (dB)	Table (o)	ANT	EUT	Verdict
100.907	-69.30	-21.18	-13.0	-56.30	160.00	Horizontal	Horizontal	Pass
574.898	-65.35	-5.88	-13.0	-52.35	59.00	Horizontal	Horizontal	Pass
1850.400	-36.25	-2.88	-13.0	-23.25	268.00	Horizontal	Horizontal	N/A
1930.300	-48.91	-2.70	-13.0	-35.91	133.00	Horizontal	Horizontal	N/A
5550.200	-43.09	8.41	-13.0	-30.09	163.00	Horizontal	Horizontal	Pass
17690.151	-31.11	24.88	-13.0	-18.11	304.00	Horizontal	Horizontal	Pass

RSE-H&V EGPRS 1900 CH512



Frequency (MHz)	Result (dBm)	Factor (dB)	PK Limit (dBm)	Over Limit (dB)	Table (o)	ANT	EUT	Verdict
134.178	-68.67	-16.91	-13.0	-55.67	152.00	Horizontal	Vertical	Pass
595.995	-65.33	-4.12	-13.0	-52.33	30.00	Horizontal	Vertical	Pass
1850.500	-45.60	-2.88	-13.0	-32.60	45.00	Horizontal	Vertical	N/A
1930.400	-49.13	-2.74	-13.0	-36.13	138.00	Horizontal	Vertical	N/A
5550.800	-40.92	8.42	-13.0	-27.92	61.00	Horizontal	Vertical	Pass
18103.400	-31.32	25.53	-13.0	-18.32	360.00	Horizontal	Vertical	Pass

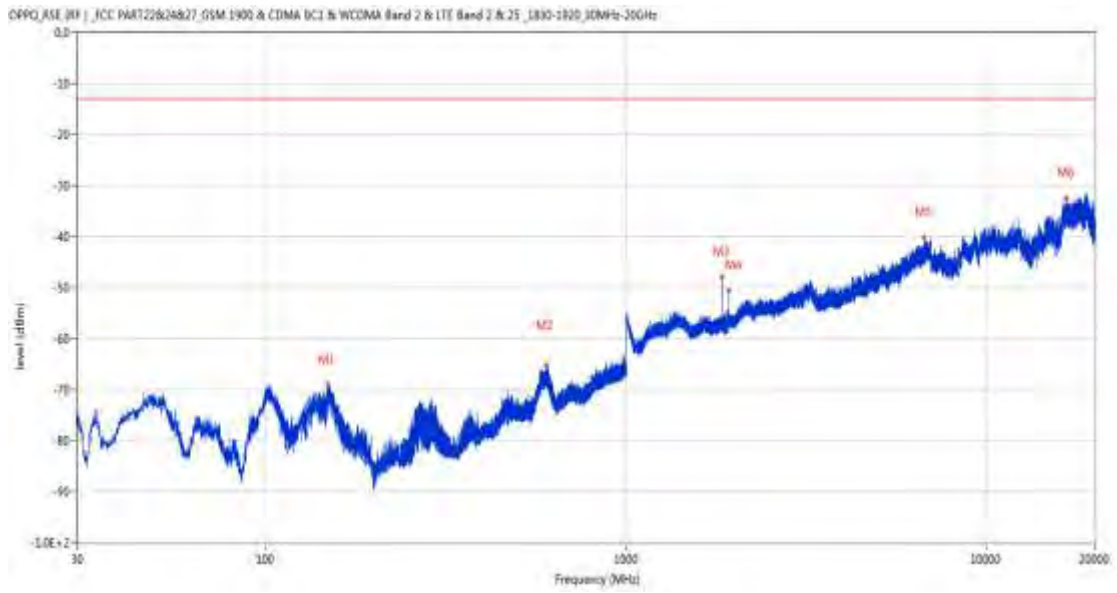
RSE-V&V EGPRS 1900 CH512



Frequency (MHz)	Result (dBm)	Factor (dB)	PK Limit (dBm)	Over Limit (dB)	Table (o)	ANT	EUT	Verdict
52.892	-67.74	-14.90	-13.0	-54.74	160.00	Vertical	Vertical	Pass
600.118	-66.54	-3.69	-13.0	-53.54	91.00	Vertical	Vertical	Pass
1850.400	-41.82	-2.88	-13.0	-28.82	296.00	Vertical	Vertical	N/A
1930.500	-51.06	-2.77	-13.0	-38.06	197.00	Vertical	Vertical	N/A
5856.200	-42.49	9.34	-13.0	-29.49	159.00	Vertical	Vertical	Pass
18943.312	-31.03	25.07	-13.0	-18.03	134.00	Vertical	Vertical	Pass



RSE-V&H EGPRS 1900 CH512



Frequency (MHz)	Result (dBm)	Factor (dB)	PK Limit (dBm)	Over Limit (dB)	Table (o)	ANT	EUT	Verdict
148.680	-68.93	-15.75	-13.0	-55.93	324.00	Vertical	Horizontal	Pass
600.700	-65.28	-3.68	-13.0	-52.28	82.00	Vertical	Horizontal	Pass
1850.400	-47.86	-2.88	-13.0	-34.86	325.00	Vertical	Horizontal	N/A
1930.300	-50.70	-2.70	-13.0	-37.70	0.00	Vertical	Horizontal	N/A
6728.800	-40.27	11.44	-13.0	-27.27	343.00	Vertical	Horizontal	Pass
16691.825	-32.41	26.29	-13.0	-19.41	302.00	Vertical	Horizontal	Pass

## 4.2 EGPRS 1900 Middle Channel

RSE-H&H EGPRS 1900 CH661



Frequency (MHz)	Result (dBm)	Factor (dB)	PK Limit (dBm)	Over Limit (dB)	Table (o)	ANT	EUT	Verdict
101.974	-69.45	-21.30	-13.0	-56.45	156.00	Horizontal	Horizontal	Pass
902.758	-64.32	2.42	-13.0	-51.32	24.00	Horizontal	Horizontal	Pass
1960.200	-49.44	-3.60	-13.0	-36.44	134.00	Horizontal	Horizontal	N/A
3142.400	-47.76	4.91	-13.0	-34.76	305.00	Horizontal	Horizontal	Pass
5640.200	-42.48	9.33	-13.0	-29.48	193.00	Horizontal	Horizontal	Pass
18942.587	-30.60	25.07	-13.0	-17.60	44.00	Horizontal	Horizontal	Pass

RSE-H&V EGPRS 1900 CH661



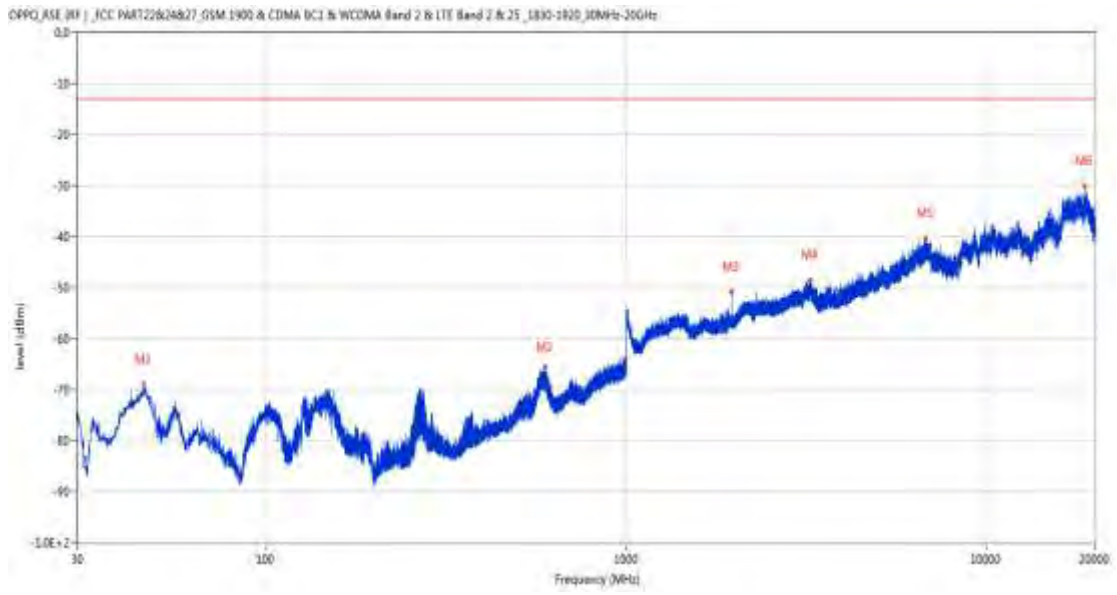
Frequency (MHz)	Result (dBm)	Factor (dB)	PK Limit (dBm)	Over Limit (dB)	Table (o)	ANT	EUT	Verdict
130.104	-69.30	-17.78	-13.0	-56.30	310.00	Horizontal	Vertical	Pass
591.533	-65.66	-4.59	-13.0	-52.66	32.00	Horizontal	Vertical	Pass
1960.300	-49.07	-3.60	-13.0	-36.07	81.00	Horizontal	Vertical	N/A
3162.200	-47.71	6.16	-13.0	-34.71	204.00	Horizontal	Vertical	Pass
5640.000	-39.44	9.33	-13.0	-26.44	82.00	Horizontal	Vertical	Pass
16784.988	-31.09	24.99	-13.0	-18.09	81.00	Horizontal	Vertical	Pass

RSE-V&V EGPRS 1900 CH661



Frequency (MHz)	Result (dBm)	Factor (dB)	PK Limit (dBm)	Over Limit (dB)	Table (o)	ANT	EUT	Verdict
52.504	-67.83	-14.93	-13.0	-54.83	156.00	Vertical	Vertical	Pass
876.761	-64.98	2.14	-13.0	-51.98	60.00	Vertical	Vertical	Pass
1960.200	-47.63	-3.60	-13.0	-34.63	352.00	Vertical	Vertical	N/A
3249.400	-48.67	5.95	-13.0	-35.67	164.00	Vertical	Vertical	Pass
5640.200	-40.22	9.33	-13.0	-27.22	236.00	Vertical	Vertical	Pass
17822.462	-31.52	25.66	-13.0	-18.52	345.00	Vertical	Vertical	Pass

RSE-V&H EGPRS 1900 CH661



Frequency (MHz)	Result (dBm)	Factor (dB)	PK Limit (dBm)	Over Limit (dB)	Table (o)	ANT	EUT	Verdict
45.908	-69.04	-16.58	-13.0	-56.04	298.00	Vertical	Horizontal	Pass
597.305	-65.46	-3.98	-13.0	-52.46	96.00	Vertical	Horizontal	Pass
1960.100	-50.82	-3.59	-13.0	-37.82	325.00	Vertical	Horizontal	N/A
3239.600	-48.62	6.38	-13.0	-35.62	94.00	Vertical	Horizontal	Pass
6792.400	-40.51	12.94	-13.0	-27.51	286.00	Vertical	Horizontal	Pass
18752.999	-30.02	25.17	-13.0	-17.02	169.00	Vertical	Horizontal	Pass

### 4.3 EGPRS 1900 High Channel

RSE-H&H EGPRS 1900 CH810



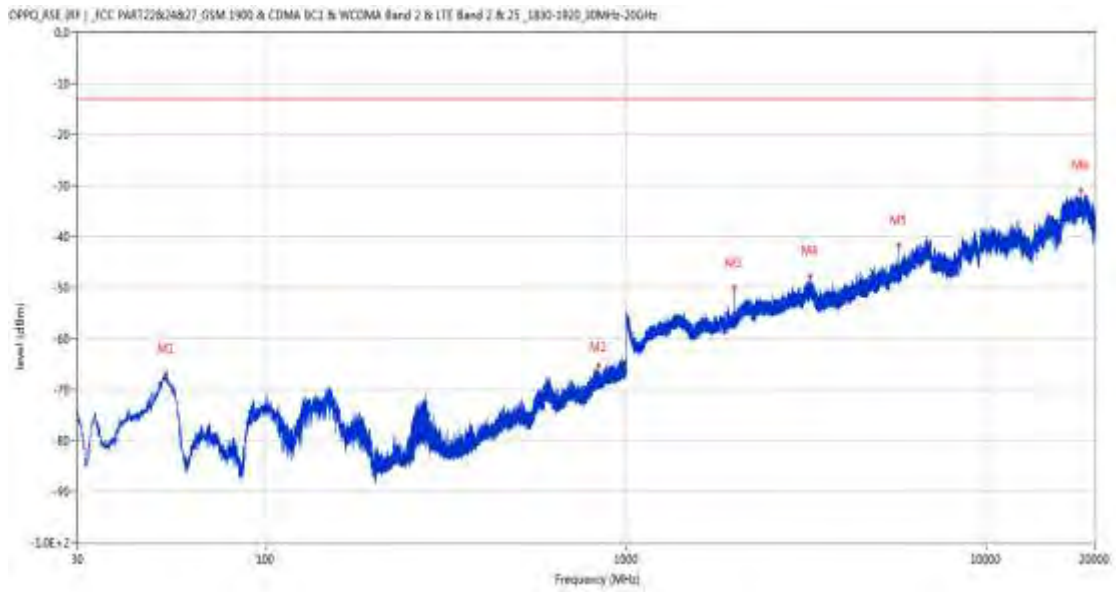
Frequency (MHz)	Result (dBm)	Factor (dB)	PK Limit (dBm)	Over Limit (dB)	Table (o)	ANT	EUT	Verdict
131.074	-66.39	-17.55	-13.0	-53.39	301.00	Horizontal	Horizontal	Pass
904.649	-64.09	2.46	-13.0	-51.09	248.00	Horizontal	Horizontal	Pass
1875.900	-52.61	-2.64	-13.0	-39.61	155.00	Horizontal	Horizontal	N/A
1989.900	-48.92	-3.65	-13.0	-35.92	33.00	Horizontal	Horizontal	N/A
5729.200	-41.61	8.40	-13.0	-28.61	190.00	Horizontal	Horizontal	Pass
18948.387	-30.80	25.06	-13.0	-17.80	155.00	Horizontal	Horizontal	Pass

RSE-H&V EGPRS 1900 CH810



Frequency (MHz)	Result (dBm)	Factor (dB)	PK Limit (dBm)	Over Limit (dB)	Table (o)	ANT	EUT	Verdict
132.189	-67.56	-17.30	-13.0	-54.56	295.00	Horizontal	Vertical	Pass
611.758	-66.16	-3.26	-13.0	-53.16	53.00	Horizontal	Vertical	Pass
1989.800	-48.20	-3.65	-13.0	-35.20	83.00	Horizontal	Vertical	N/A
3233.600	-48.02	6.76	-13.0	-35.02	156.00	Horizontal	Vertical	Pass
5729.400	-38.33	8.39	-13.0	-25.33	360.00	Horizontal	Vertical	Pass
17214.550	-31.36	25.53	-13.0	-18.36	294.00	Horizontal	Vertical	Pass

RSE-V&V EGPRS 1900 CH810



Frequency (MHz)	Result (dBm)	Factor (dB)	PK Limit (dBm)	Over Limit (dB)	Table (o)	ANT	EUT	Verdict
52.989	-66.90	-14.90	-13.0	-53.90	117.00	Vertical	Vertical	Pass
836.798	-65.22	1.32	-13.0	-52.22	330.00	Vertical	Vertical	Pass
1989.900	-50.02	-3.65	-13.0	-37.02	342.00	Vertical	Vertical	N/A
3233.800	-47.76	6.76	-13.0	-34.76	258.00	Vertical	Vertical	Pass
5729.400	-41.71	8.39	-13.0	-28.71	48.00	Vertical	Vertical	Pass
18337.937	-30.96	25.40	-13.0	-17.96	160.00	Vertical	Vertical	Pass



RSE-V&H EGPRS 1900 CH810



Frequency (MHz)	Result (dBm)	Factor (dB)	PK Limit (dBm)	Over Limit (dB)	Table (o)	ANT	EUT	Verdict
46.296	-66.80	-16.51	-13.0	-53.80	85.00	Vertical	Horizontal	Pass
908.335	-64.55	2.56	-13.0	-51.55	159.00	Vertical	Horizontal	Pass
1990.300	-48.99	-3.64	-13.0	-35.99	340.00	Vertical	Horizontal	N/A
3230.800	-48.41	6.67	-13.0	-35.41	23.00	Vertical	Horizontal	Pass
6830.000	-40.55	12.76	-13.0	-27.55	186.00	Vertical	Horizontal	Pass
18932.074	-30.71	25.07	-13.0	-17.71	41.00	Vertical	Horizontal	Pass

## WCDMA

### 5 WCDMA Band 2

#### 5.1 WCDMA Band 2 Low Channel

RSE-H&H WCDMA Band 2 CH9262



Frequency (MHz)	Result (dBm)	Factor (dB)	PK Limit (dBm)	Over Limit (dB)	Table (o)	ANT	EUT	Verdict
264.740	-71.78	-14.02	-13.0	-58.78	266.00	Horizontal	Horizontal	Pass
1843.400	-47.53	-2.92	-13.0	-34.53	101.00	Horizontal	Horizontal	N/A
1932.000	-29.74	-3.24	-13.0	-16.74	0.00	Horizontal	Horizontal	N/A
3236.000	-48.36	6.62	-13.0	-35.36	80.00	Horizontal	Horizontal	Pass
6846.000	-40.17	12.55	-13.0	-27.17	180.00	Horizontal	Horizontal	Pass
18965.426	-30.70	25.06	-13.0	-17.70	129.00	Horizontal	Horizontal	Pass

RSE-H&V WCDMA Band 2 CH9262



Frequency (MHz)	Result (dBm)	Factor (dB)	PK Limit (dBm)	Over Limit (dB)	Table (o)	ANT	EUT	Verdict
136.943	-72.72	-16.46	-13.0	-59.72	293.00	Horizontal	Vertical	Pass
1839.900	-49.58	-3.12	-13.0	-36.58	32.00	Horizontal	Vertical	N/A
1932.600	-29.01	-3.27	-13.0	-16.01	161.00	Horizontal	Vertical	N/A
2889.800	-48.94	2.09	-13.0	-35.94	99.00	Horizontal	Vertical	Pass
6999.000	-40.60	13.93	-13.0	-27.60	307.00	Horizontal	Vertical	Pass
18938.239	-31.07	25.07	-13.0	-18.07	278.00	Horizontal	Vertical	Pass

RSE-V&V WCDMA Band 2 CH9262



Frequency (MHz)	Result (dBm)	Factor (dB)	PK Limit (dBm)	Over Limit (dB)	Table (o)	ANT	EUT	Verdict
50.661	-69.96	-15.11	-13.0	-56.96	104.00	Vertical	Vertical	Pass
1841.500	-45.53	-2.93	-13.0	-32.53	235.00	Vertical	Vertical	N/A
1933.400	-29.26	-3.31	-13.0	-16.26	90.00	Vertical	Vertical	N/A
3237.000	-48.14	6.53	-13.0	-35.14	124.00	Vertical	Vertical	Pass
6790.400	-40.50	12.86	-13.0	-27.50	130.00	Vertical	Vertical	Pass
18905.612	-30.71	25.09	-13.0	-17.71	201.00	Vertical	Vertical	Pass

RSE-V&H WCDMA Band 2 CH9262



Frequency (MHz)	Result (dBm)	Factor (dB)	PK Limit (dBm)	Over Limit (dB)	Table (o)	ANT	EUT	Verdict
269.154	-71.91	-13.55	-13.0	-58.91	339.00	Vertical	Horizontal	Pass
1841.900	-52.20	-2.93	-13.0	-39.20	345.00	Vertical	Horizontal	N/A
1933.500	-29.78	-3.31	-13.0	-16.78	77.00	Vertical	Horizontal	N/A
3254.600	-48.40	5.79	-13.0	-35.40	1.00	Vertical	Horizontal	Pass
6816.000	-39.91	13.12	-13.0	-26.91	351.00	Vertical	Horizontal	Pass
18779.099	-30.88	25.16	-13.0	-17.88	360.00	Vertical	Horizontal	Pass

## 5.2 WCDMA Band 2 Middle Channel

RSE-H&H WCDMA Band 2 CH9400



Frequency (MHz)	Result (dBm)	Factor (dB)	PK Limit (dBm)	Over Limit (dB)	Table (o)	ANT	EUT	Verdict
268.378	-74.77	-13.61	-13.0	-61.77	298.00	Horizontal	Horizontal	Pass
1960.200	-28.62	-3.60	-13.0	-15.62	162.00	Horizontal	Horizontal	N/A
3248.600	-47.78	5.99	-13.0	-34.78	3.00	Horizontal	Horizontal	Pass
6891.000	-40.16	12.09	-13.0	-27.16	161.00	Horizontal	Horizontal	Pass
12267.575	-37.45	18.68	-13.0	-24.45	238.00	Horizontal	Horizontal	Pass
18703.700	-30.92	25.20	-13.0	-17.92	318.00	Horizontal	Horizontal	Pass

RSE-H&V WCDMA Band 2 CH9400



Frequency (MHz)	Result (dBm)	Factor (dB)	PK Limit (dBm)	Over Limit (dB)	Table (o)	ANT	EUT	Verdict
137.331	-71.26	-16.41	-13.0	-58.26	139.00	Horizontal	Vertical	Pass
1960.100	-27.51	-3.59	-13.0	-14.51	149.00	Horizontal	Vertical	N/A
3236.600	-48.63	6.57	-13.0	-35.63	116.00	Horizontal	Vertical	Pass
6946.800	-40.00	13.06	-13.0	-27.00	241.00	Horizontal	Vertical	Pass
12267.575	-37.18	18.68	-13.0	-24.18	312.00	Horizontal	Vertical	Pass
17802.525	-31.58	25.71	-13.0	-18.58	78.00	Horizontal	Vertical	Pass

RSE-V&V WCDMA Band 2 CH9400



Frequency (MHz)	Result (dBm)	Factor (dB)	PK Limit (dBm)	Over Limit (dB)	Table (o)	ANT	EUT	Verdict
51.291	-69.38	-15.01	-13.0	-56.38	122.00	Vertical	Vertical	Pass
599.681	-69.10	-3.72	-13.0	-56.10	179.00	Vertical	Vertical	Pass
1959.200	-30.69	-3.60	-13.0	-17.69	312.00	Vertical	Vertical	N/A
3232.000	-48.38	6.79	-13.0	-35.38	354.00	Vertical	Vertical	Pass
6997.800	-39.66	13.96	-13.0	-26.66	135.00	Vertical	Vertical	Pass
18937.149	-31.26	25.07	-13.0	-18.26	351.00	Vertical	Vertical	Pass



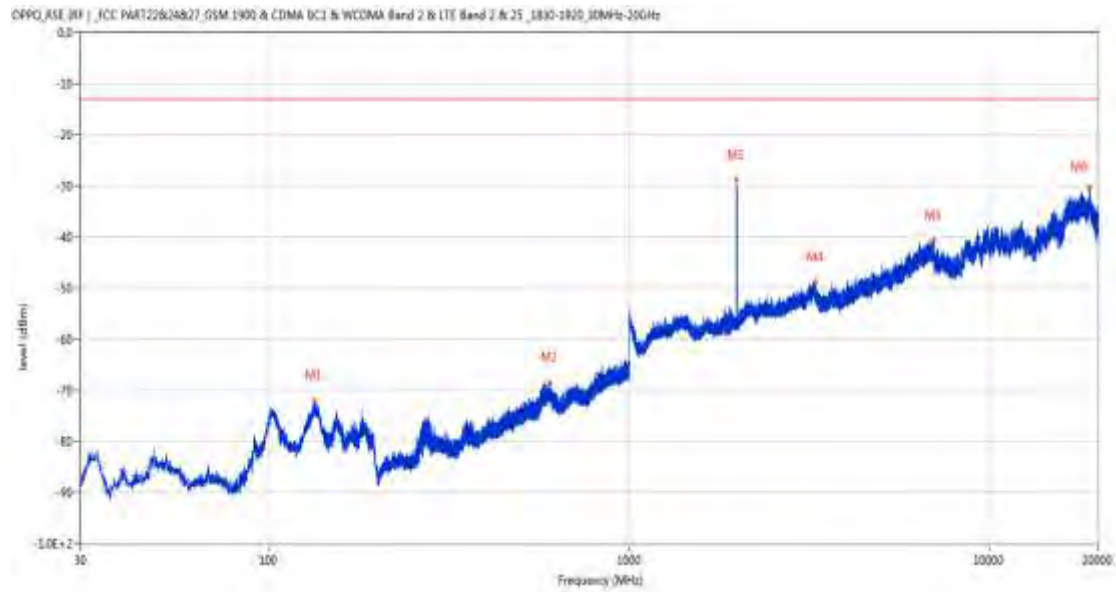
RSE-V&H WCDMA Band 2 CH9400



Frequency (MHz)	Result (dBm)	Factor (dB)	PK Limit (dBm)	Over Limit (dB)	Table (o)	ANT	EUT	Verdict
48.915	-69.50	-15.72	-13.0	-56.50	119.00	Vertical	Horizontal	Pass
461.165	-70.48	-7.44	-13.0	-57.48	327.00	Vertical	Horizontal	Pass
1960.200	-29.91	-3.60	-13.0	-16.91	278.00	Vertical	Horizontal	N/A
3205.400	-48.90	4.29	-13.0	-35.90	301.00	Vertical	Horizontal	Pass
6828.800	-39.95	12.73	-13.0	-26.95	0.00	Vertical	Horizontal	Pass
18936.062	-30.70	25.07	-13.0	-17.70	45.00	Vertical	Horizontal	Pass

### 5.3 WCDMA Band 2 High Channel

RSE-H&H WCDMA Band 2 CH9538



Frequency (MHz)	Result (dBm)	Factor (dB)	PK Limit (dBm)	Over Limit (dB)	Table (o)	ANT	EUT	Verdict
133.645	-72.02	-17.02	-13.0	-59.02	337.00	Horizontal	Horizontal	Pass
601.524	-68.60	-3.66	-13.0	-55.60	247.00	Horizontal	Horizontal	Pass
1987.400	-28.81	-3.62	-13.0	-15.81	149.00	Horizontal	Horizontal	N/A
3287.400	-48.81	5.00	-13.0	-35.81	104.00	Horizontal	Horizontal	Pass
6999.200	-40.59	13.93	-13.0	-27.59	57.00	Horizontal	Horizontal	Pass
18933.162	-30.44	25.07	-13.0	-17.44	201.00	Horizontal	Horizontal	Pass

RSE-H&V WCDMA Band 2 CH9538



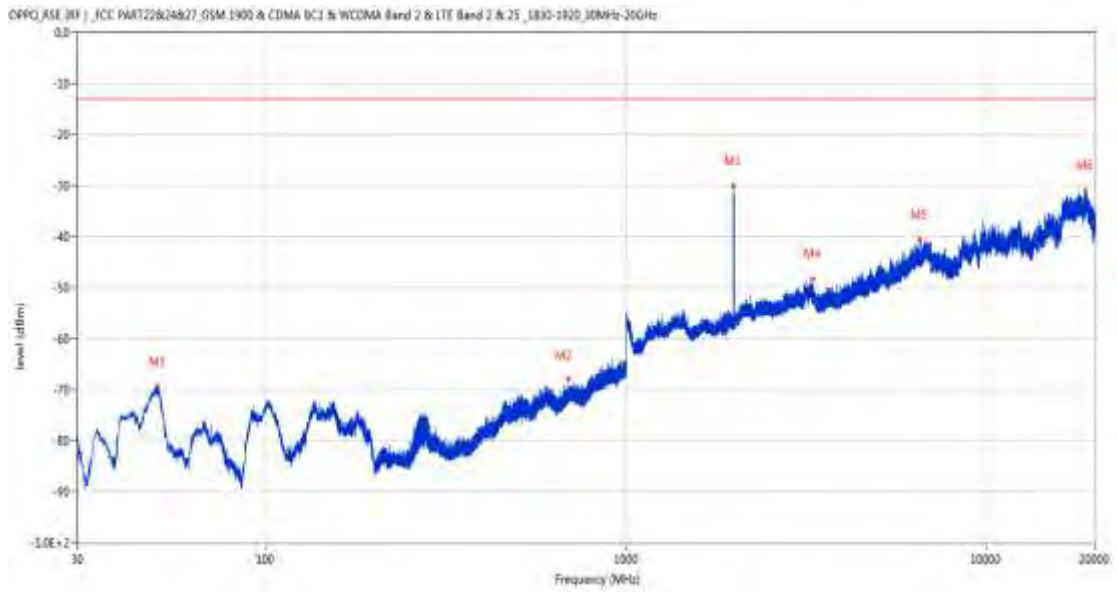
Frequency (MHz)	Result (dBm)	Factor (dB)	PK Limit (dBm)	Over Limit (dB)	Table (o)	ANT	EUT	Verdict
136.361	-71.61	-16.52	-13.0	-58.61	326.00	Horizontal	Vertical	Pass
603.464	-69.47	-3.61	-13.0	-56.47	197.00	Horizontal	Vertical	Pass
1989.100	-27.94	-3.66	-13.0	-14.94	155.00	Horizontal	Vertical	N/A
3165.800	-48.58	6.16	-13.0	-35.58	328.00	Horizontal	Vertical	Pass
6819.000	-40.38	13.08	-13.0	-27.38	288.00	Horizontal	Vertical	Pass
18800.849	-31.12	25.15	-13.0	-18.12	199.00	Horizontal	Vertical	Pass

RSE-V&V WCDMA Band 2 CH9538



Frequency (MHz)	Result (dBm)	Factor (dB)	PK Limit (dBm)	Over Limit (dB)	Table (o)	ANT	EUT	Verdict
50.176	-68.22	-15.19	-13.0	-55.22	129.00	Vertical	Vertical	Pass
597.110	-68.20	-4.00	-13.0	-55.20	344.00	Vertical	Vertical	Pass
1988.700	-29.06	-3.65	-13.0	-16.06	298.00	Vertical	Vertical	N/A
3150.000	-48.77	5.60	-13.0	-35.77	360.00	Vertical	Vertical	Pass
6815.600	-40.37	13.12	-13.0	-27.37	127.00	Vertical	Vertical	Pass
18941.499	-30.67	25.07	-13.0	-17.67	341.00	Vertical	Vertical	Pass

RSE-V&H WCDMA Band 2 CH9538

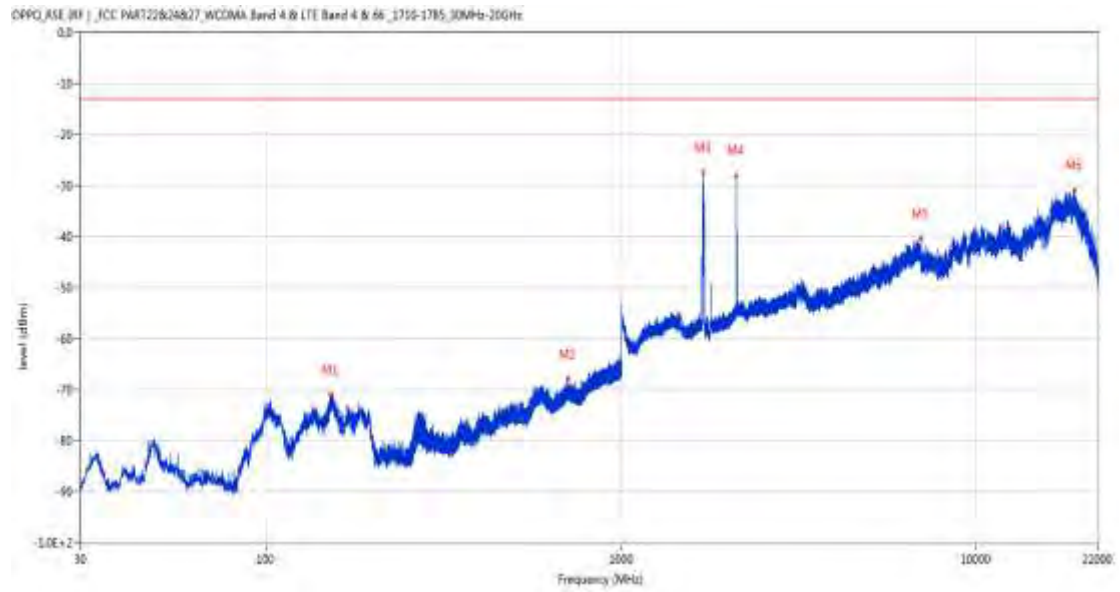


Frequency (MHz)	Result (dBm)	Factor (dB)	PK Limit (dBm)	Over Limit (dB)	Table (o)	ANT	EUT	Verdict
50.079	-69.41	-15.21	-13.0	-56.41	133.00	Vertical	Horizontal	Pass
693.189	-67.88	-1.19	-13.0	-54.88	95.00	Vertical	Horizontal	Pass
1987.100	-30.02	-3.61	-13.0	-17.02	304.00	Vertical	Horizontal	N/A
3290.000	-48.38	4.96	-13.0	-35.38	137.00	Vertical	Horizontal	Pass
6544.000	-40.59	10.96	-13.0	-27.59	235.00	Vertical	Horizontal	Pass
18788.162	-31.01	25.15	-13.0	-18.01	116.00	Vertical	Horizontal	Pass

## 6 WCDMA Band 4

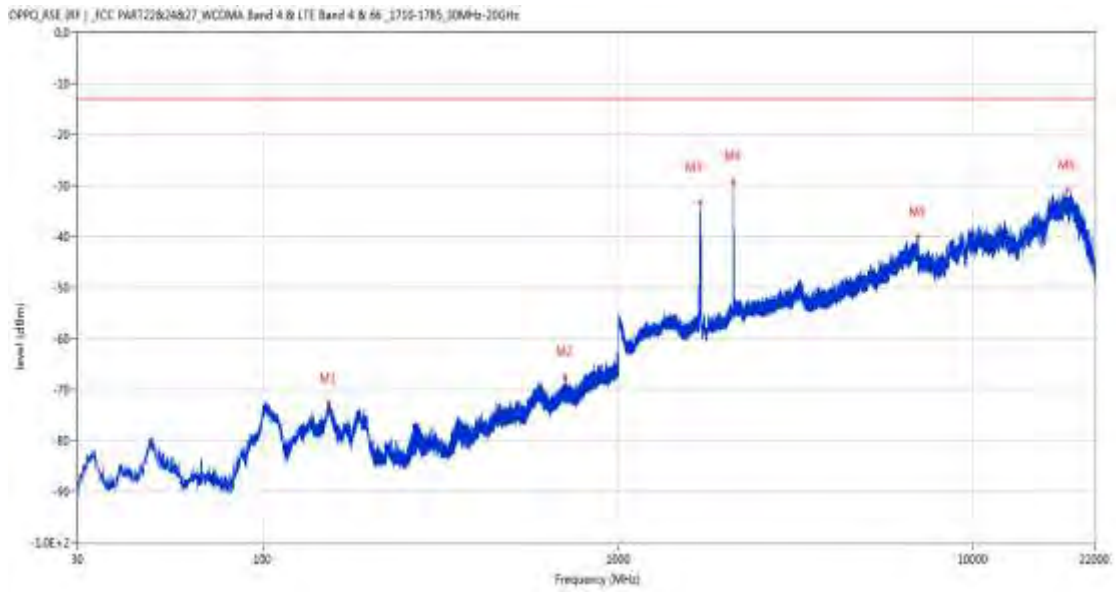
### 6.1 WCDMA Band 4 Low Channel

RSE-H&H WCDMA Band 4 CH1312



Frequency (MHz)	Result (dBm)	Factor (dB)	PK Limit (dBm)	Over Limit (dB)	Table (o)	ANT	EUT	Verdict
152.123	-71.00	-15.84	-13.0	-58.00	198.00	Horizontal	Horizontal	Pass
709.194	-68.04	-0.81	-13.0	-55.04	285.00	Horizontal	Horizontal	Pass
1702.600	-27.27	-2.94	-13.0	-14.27	291.00	Horizontal	Horizontal	N/A
2112.800	-28.09	-0.92	-13.0	-15.09	213.00	Horizontal	Horizontal	N/A
7000.000	-40.44	13.90	-13.0	-27.44	25.00	Horizontal	Horizontal	Pass
18921.599	-31.12	25.08	-13.0	-18.12	186.00	Horizontal	Horizontal	Pass

RSE-H&V WCDMA Band 4 CH1312



Frequency (MHz)	Result (dBm)	Factor (dB)	PK Limit (dBm)	Over Limit (dB)	Table (o)	ANT	EUT	Verdict
152.947	-72.67	-15.79	-13.0	-59.67	194.00	Horizontal	Vertical	Pass
710.261	-67.54	-0.80	-13.0	-54.54	148.00	Horizontal	Vertical	Pass
1700.600	-33.26	-3.58	-13.0	-20.26	192.00	Horizontal	Vertical	N/A
2113.300	-29.11	-0.96	-13.0	-16.11	216.00	Horizontal	Vertical	N/A
6977.400	-40.08	13.40	-13.0	-27.08	0.00	Horizontal	Vertical	Pass
18371.226	-30.98	25.38	-13.0	-17.98	237.00	Horizontal	Vertical	Pass

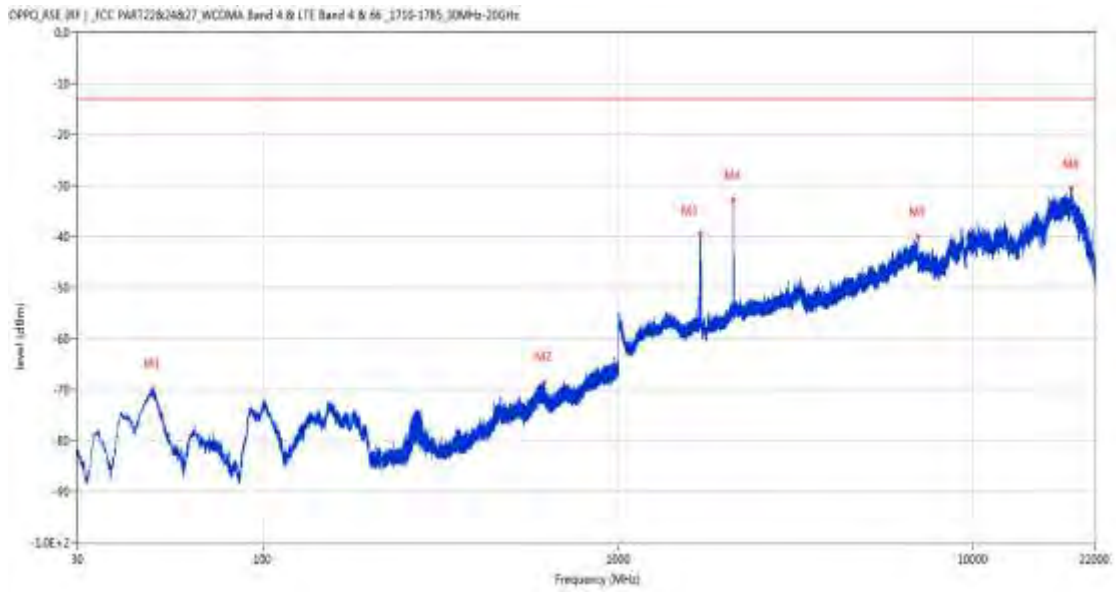
RSE-V&V WCDMA Band 4 CH1312



Frequency (MHz)	Result (dBm)	Factor (dB)	PK Limit (dBm)	Over Limit (dB)	Table (o)	ANT	EUT	Verdict
49.642	-69.43	-15.38	-13.0	-56.43	164.00	Vertical	Vertical	Pass
837.137	-64.12	1.38	-13.0	-51.12	350.00	Vertical	Vertical	Pass
1703.100	-26.44	-2.94	-13.0	-13.44	310.00	Vertical	Vertical	N/A
2111.900	-33.27	-0.85	-13.0	-20.27	112.00	Vertical	Vertical	N/A
6831.600	-40.85	12.66	-13.0	-27.85	38.00	Vertical	Vertical	Pass
18933.625	-30.84	25.07	-13.0	-17.84	113.00	Vertical	Vertical	Pass



RSE-V&H WCDMA Band 4 CH1312



Frequency (MHz)	Result (dBm)	Factor (dB)	PK Limit (dBm)	Over Limit (dB)	Table (o)	ANT	EUT	Verdict
48.818	-69.96	-15.71	-13.0	-56.96	76.00	Vertical	Horizontal	Pass
618.014	-68.60	-3.05	-13.0	-55.60	245.00	Vertical	Horizontal	Pass
1702.200	-39.38	-2.99	-13.0	-26.38	260.00	Vertical	Horizontal	N/A
2111.600	-32.94	-0.83	-13.0	-19.94	333.00	Vertical	Horizontal	N/A
6969.000	-40.04	13.20	-13.0	-27.04	257.00	Vertical	Horizontal	Pass
18946.114	-30.66	25.07	-13.0	-17.66	18.00	Vertical	Horizontal	Pass

## 6.2 WCDMA Band 4 Middle Channel

RSE-H&H WCDMA Band 4 CH1413



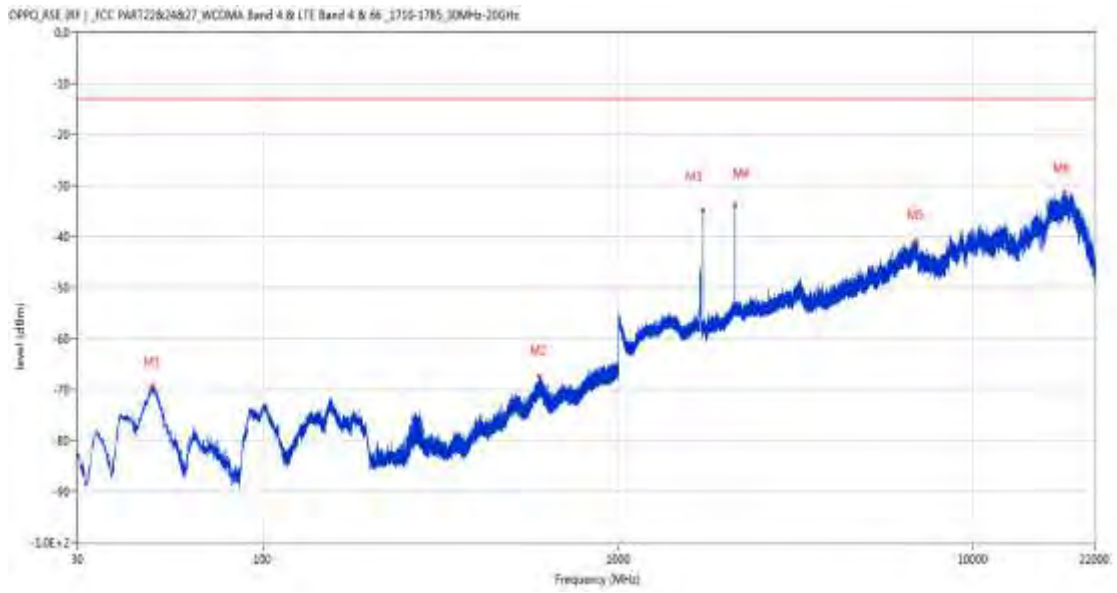
Frequency (MHz)	Result (dBm)	Factor (dB)	PK Limit (dBm)	Over Limit (dB)	Table (o)	ANT	EUT	Verdict
153.820	-71.53	-15.81	-13.0	-58.53	192.00	Horizontal	Horizontal	Pass
699.930	-67.65	-0.78	-13.0	-54.65	267.00	Horizontal	Horizontal	Pass
1733.900	-34.52	-3.35	-13.0	-21.52	272.00	Horizontal	Horizontal	N/A
2133.700	-29.74	-1.18	-13.0	-16.74	215.00	Horizontal	Horizontal	N/A
6842.000	-40.68	12.36	-13.0	-27.68	118.00	Horizontal	Horizontal	Pass
18927.151	-30.69	25.08	-13.0	-17.69	189.00	Horizontal	Horizontal	Pass

RSE-H&V WCDMA Band 4 CH1413



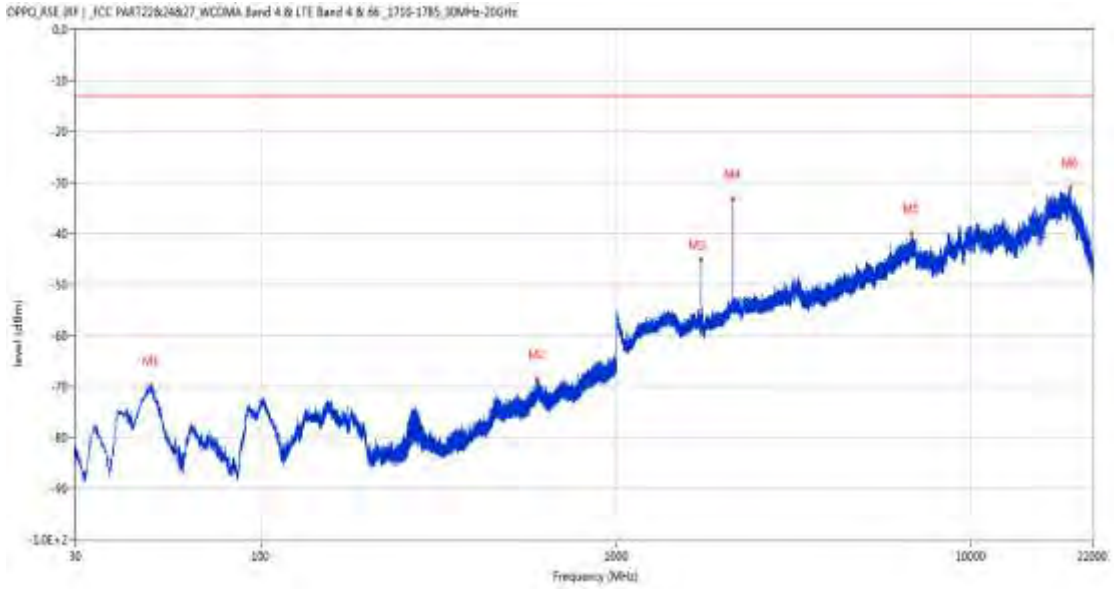
Frequency (MHz)	Result (dBm)	Factor (dB)	PK Limit (dBm)	Over Limit (dB)	Table (o)	ANT	EUT	Verdict
153.675	-72.41	-15.80	-13.0	-59.41	203.00	Horizontal	Vertical	Pass
605.501	-69.24	-3.59	-13.0	-56.24	61.00	Horizontal	Vertical	Pass
1734.000	-40.89	-3.35	-13.0	-27.89	37.00	Horizontal	Vertical	N/A
2132.200	-30.12	-1.20	-13.0	-17.12	218.00	Horizontal	Vertical	N/A
6802.800	-39.96	13.12	-13.0	-26.96	286.00	Horizontal	Vertical	Pass
18698.213	-31.32	25.20	-13.0	-18.32	320.00	Horizontal	Vertical	Pass

RSE-V&V WCDMA Band 4 CH1413



Frequency (MHz)	Result (dBm)	Factor (dB)	PK Limit (dBm)	Over Limit (dB)	Table (o)	ANT	EUT	Verdict
48.721	-69.45	-15.75	-13.0	-56.45	142.00	Vertical	Vertical	Pass
599.002	-67.43	-3.71	-13.0	-54.43	316.00	Vertical	Vertical	Pass
1733.900	-34.98	-3.35	-13.0	-21.98	278.00	Vertical	Vertical	N/A
2133.800	-33.90	-1.18	-13.0	-20.90	336.00	Vertical	Vertical	N/A
6896.200	-40.75	12.14	-13.0	-27.75	131.00	Vertical	Vertical	Pass
18054.412	-31.27	25.56	-13.0	-18.27	32.00	Vertical	Vertical	Pass

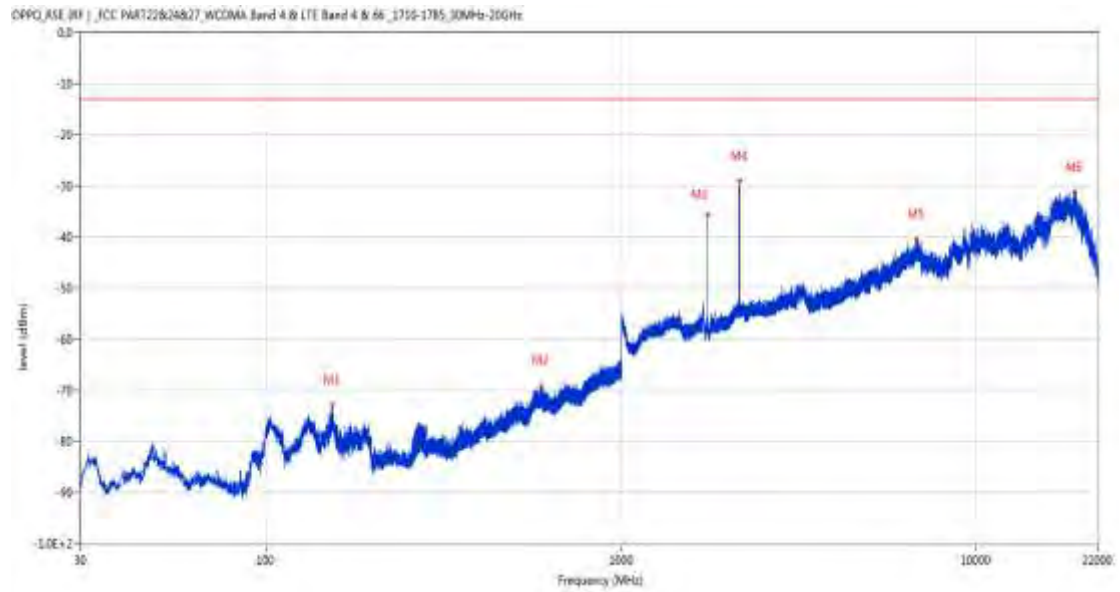
RSE-V&H WCDMA Band 4 CH1413



Frequency (MHz)	Result (dBm)	Factor (dB)	PK Limit (dBm)	Over Limit (dB)	Table (o)	ANT	EUT	Verdict
49.109	-69.80	-15.58	-13.0	-56.80	152.00	Vertical	Horizontal	Pass
600.409	-68.63	-3.62	-13.0	-55.63	252.00	Vertical	Horizontal	Pass
1734.100	-45.18	-3.35	-13.0	-32.18	338.00	Vertical	Horizontal	N/A
2131.700	-33.24	-1.21	-13.0	-20.24	117.00	Vertical	Horizontal	N/A
6799.200	-40.05	13.14	-13.0	-27.05	86.00	Vertical	Horizontal	Pass
19056.187	-31.09	25.01	-13.0	-18.09	187.00	Vertical	Horizontal	Pass

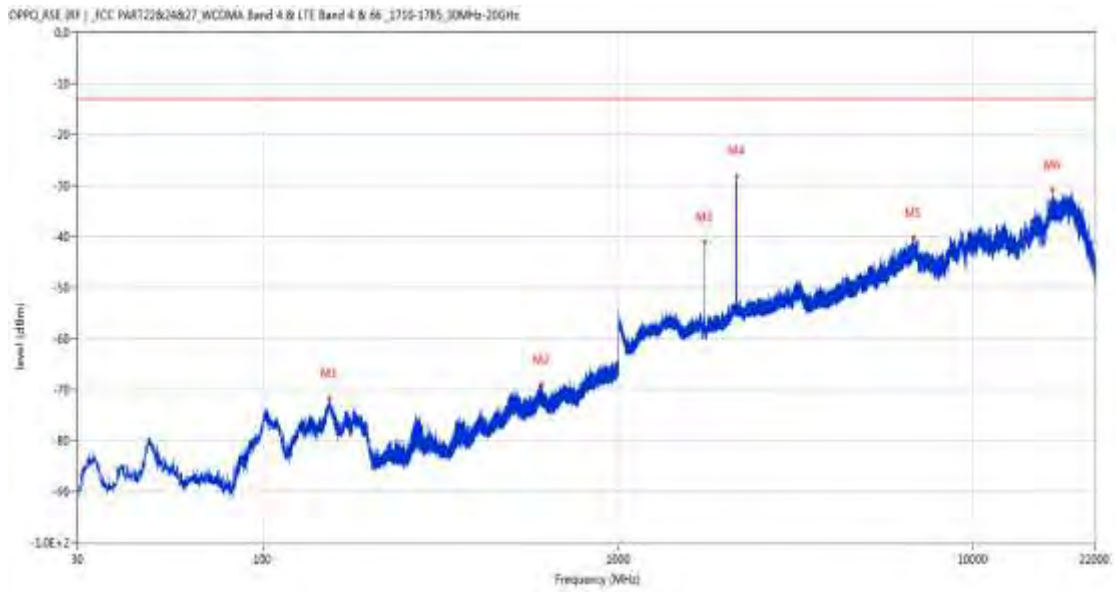
### 6.3 WCDMA Band 4 High Channel

RSE-H&H WCDMA Band 4 CH1513



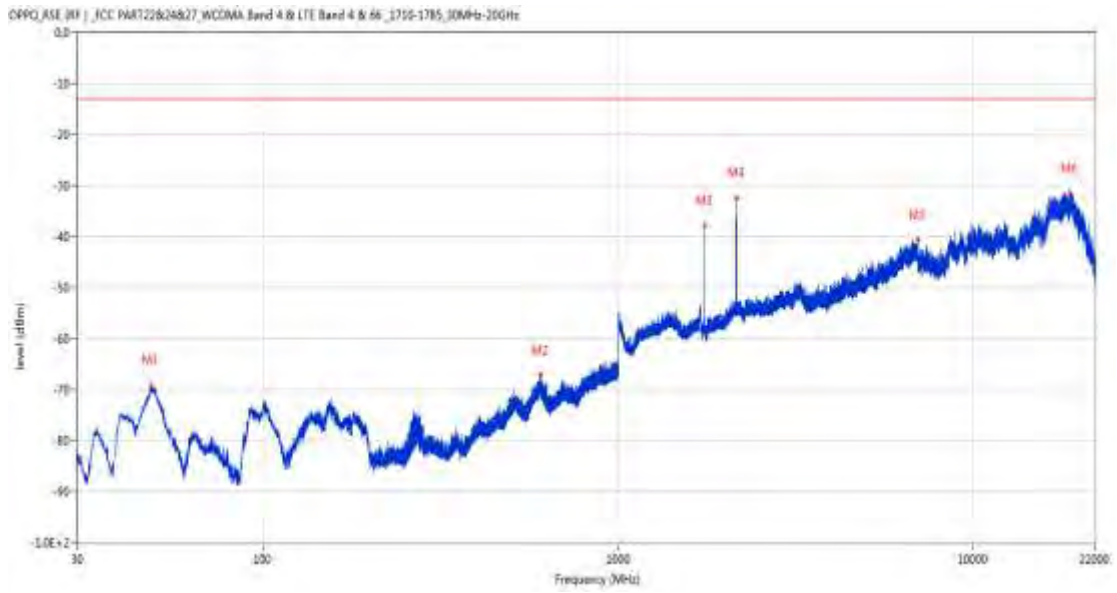
Frequency (MHz)	Result (dBm)	Factor (dB)	PK Limit (dBm)	Over Limit (dB)	Table (o)	ANT	EUT	Verdict
154.014	-72.91	-15.82	-13.0	-59.91	178.00	Horizontal	Horizontal	Pass
595.704	-69.27	-4.11	-13.0	-56.27	254.00	Horizontal	Horizontal	Pass
1753.500	-35.80	-3.57	-13.0	-22.80	252.00	Horizontal	Horizontal	N/A
2152.400	-29.06	-1.01	-13.0	-16.06	222.00	Horizontal	Horizontal	N/A
6804.200	-40.34	13.11	-13.0	-27.34	58.00	Horizontal	Horizontal	Pass
18934.088	-31.21	25.07	-13.0	-18.21	181.00	Horizontal	Horizontal	Pass

RSE-H&V WCDMA Band 4 CH1513



Frequency (MHz)	Result (dBm)	Factor (dB)	PK Limit (dBm)	Over Limit (dB)	Table (o)	ANT	EUT	Verdict
153.675	-71.65	-15.80	-13.0	-58.65	197.00	Horizontal	Vertical	Pass
610.011	-69.07	-3.31	-13.0	-56.07	172.00	Horizontal	Vertical	Pass
1753.800	-41.10	-3.57	-13.0	-28.10	179.00	Horizontal	Vertical	N/A
2151.700	-28.09	-0.99	-13.0	-15.09	212.00	Horizontal	Vertical	N/A
6799.400	-40.28	13.15	-13.0	-27.28	260.00	Horizontal	Vertical	Pass
16700.676	-30.85	26.15	-13.0	-17.85	260.00	Horizontal	Vertical	Pass

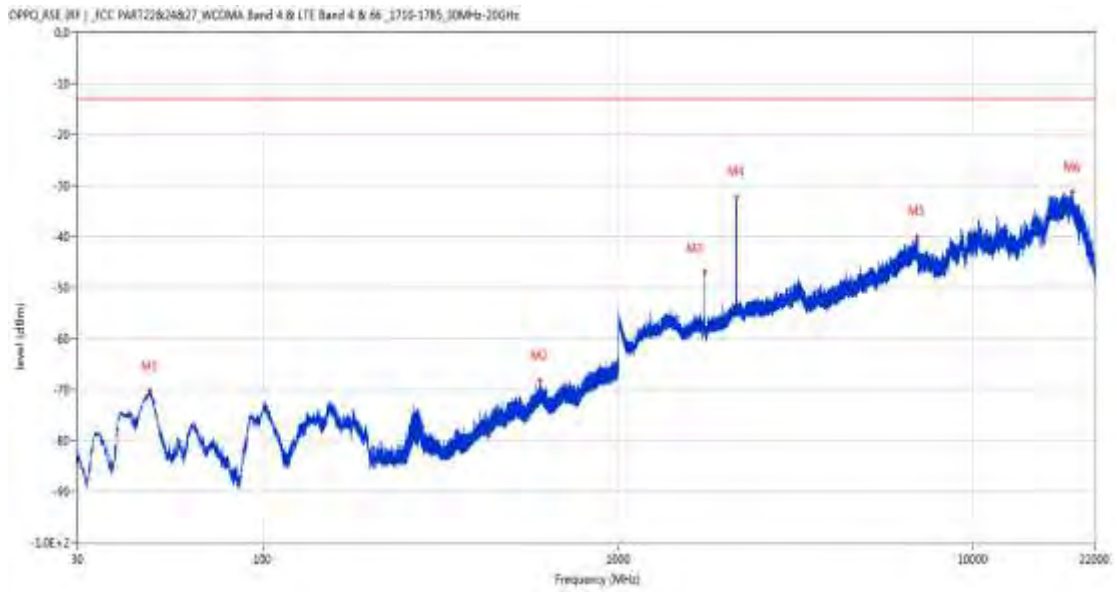
RSE-V&V WCDMA Band 4 CH1513



Frequency (MHz)	Result (dBm)	Factor (dB)	PK Limit (dBm)	Over Limit (dB)	Table (o)	ANT	EUT	Verdict
48.285	-69.12	-15.94	-13.0	-56.12	115.00	Vertical	Vertical	Pass
605.646	-67.17	-3.59	-13.0	-54.17	325.00	Vertical	Vertical	Pass
1753.800	-37.79	-3.57	-13.0	-24.79	275.00	Vertical	Vertical	N/A
2153.700	-32.41	-0.95	-13.0	-19.41	94.00	Vertical	Vertical	N/A
6997.200	-40.54	13.92	-13.0	-27.54	139.00	Vertical	Vertical	Pass
18701.912	-31.40	25.20	-13.0	-18.40	69.00	Vertical	Vertical	Pass



RSE-V&H WCDMA Band 4 CH1513

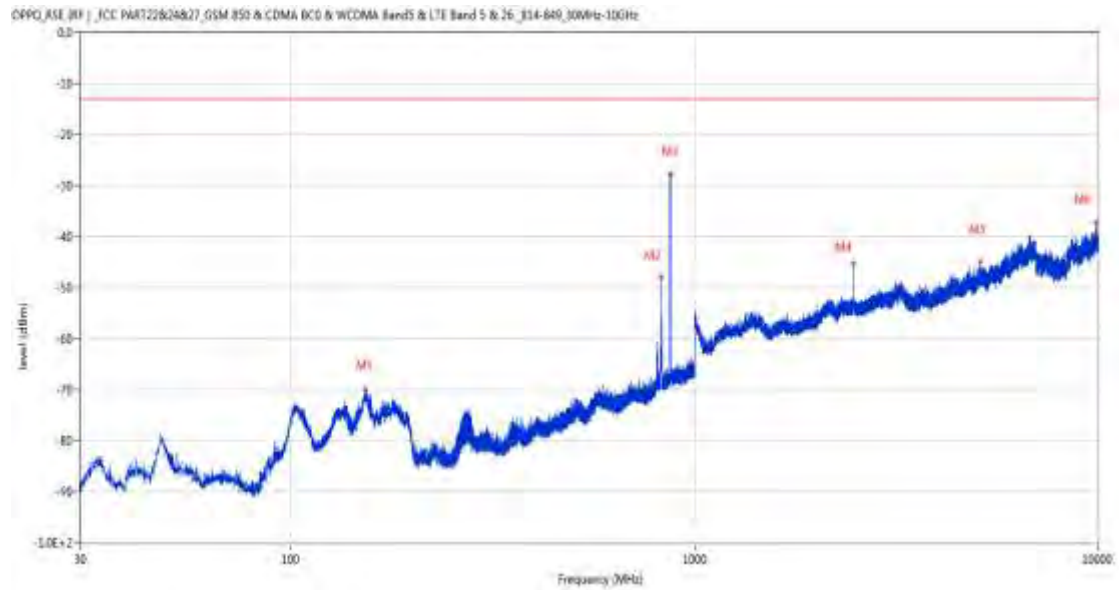


Frequency (MHz)	Result (dBm)	Factor (dB)	PK Limit (dBm)	Over Limit (dB)	Table (o)	ANT	EUT	Verdict
47.945	-70.20	-16.07	-13.0	-57.20	127.00	Vertical	Horizontal	Pass
601.378	-68.20	-3.61	-13.0	-55.20	320.00	Vertical	Horizontal	Pass
1753.800	-46.84	-3.57	-13.0	-33.84	341.00	Vertical	Horizontal	N/A
2152.500	-32.22	-1.01	-13.0	-19.22	92.00	Vertical	Horizontal	N/A
6945.400	-40.06	13.04	-13.0	-27.06	296.00	Vertical	Horizontal	Pass
18990.051	-31.21	25.04	-13.0	-18.21	158.00	Vertical	Horizontal	Pass

## 7 WCDMA Band 5

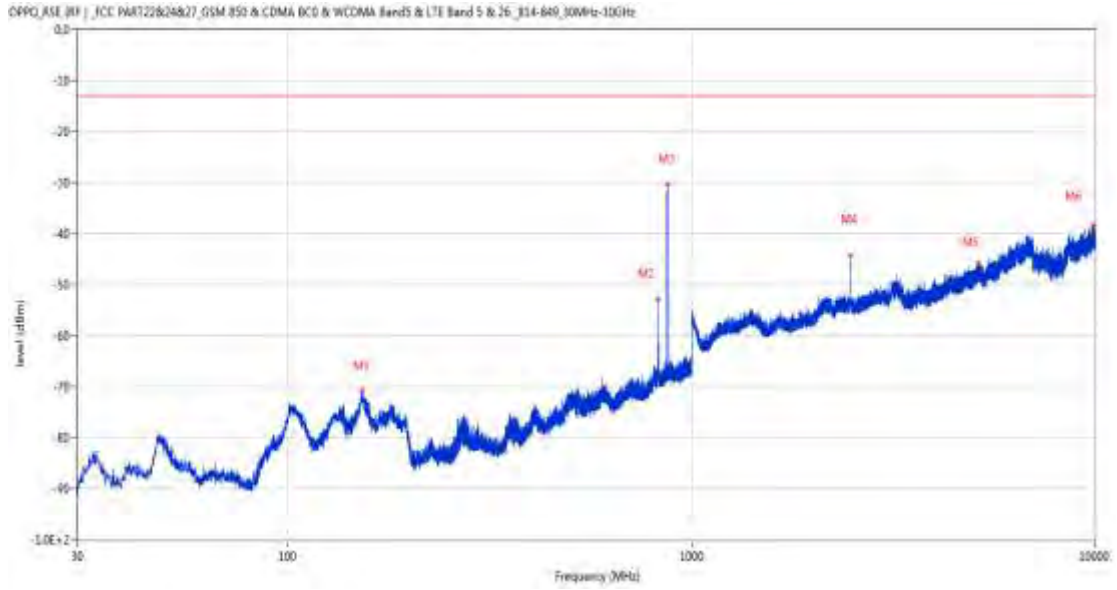
### 7.1 WCDMA Band 5 Low Channel

RSE-H&H WCDMA Band 5 CH4132



Frequency (MHz)	Result (dBm)	Factor (dB)	PK Limit (dBm)	Over Limit (dB)	Table (o)	ANT	EUT	Verdict
152.850	-70.02	-15.68	-13.0	-57.02	193.00	Horizontal	Horizontal	Pass
824.866	-47.95	2.02	-13.0	-34.95	360.00	Horizontal	Horizontal	N/A
872.445	-27.83	2.44	-13.0	-14.83	146.00	Horizontal	Horizontal	N/A
2482.700	-45.37	-0.15	-13.0	-32.37	332.00	Horizontal	Horizontal	Pass
5106.600	-44.87	7.59	-13.0	-31.87	213.00	Horizontal	Horizontal	Pass
9881.201	-37.33	18.31	-13.0	-24.33	168.00	Horizontal	Horizontal	Pass

RSE-H&V WCDMA Band 5 CH4132



Frequency (MHz)	Result (dBm)	Factor (dB)	PK Limit (dBm)	Over Limit (dB)	Table (o)	ANT	EUT	Verdict
152.705	-70.78	-15.69	-13.0	-57.78	202.00	Horizontal	Vertical	Pass
824.964	-52.88	2.02	-13.0	-39.88	22.00	Horizontal	Vertical	N/A
871.863	-30.38	2.40	-13.0	-17.38	151.00	Horizontal	Vertical	N/A
2483.200	-44.32	-0.14	-13.0	-31.32	207.00	Horizontal	Vertical	Pass
5133.600	-45.79	8.02	-13.0	-32.79	14.00	Horizontal	Vertical	Pass
9920.201	-38.43	18.89	-13.0	-25.43	246.00	Horizontal	Vertical	Pass

RSE-V&V WCDMA Band 5 CH4132



Frequency (MHz)	Result (dBm)	Factor (dB)	PK Limit (dBm)	Over Limit (dB)	Table (o)	ANT	EUT	Verdict
48.721	-68.98	-15.80	-13.0	-55.98	147.00	Vertical	Vertical	Pass
824.818	-44.44	2.02	-13.0	-31.44	94.00	Vertical	Vertical	N/A
869.874	-33.26	2.25	-13.0	-20.26	138.00	Vertical	Vertical	N/A
2482.300	-48.96	-0.15	-13.0	-35.96	290.00	Vertical	Vertical	Pass
6455.800	-40.67	12.80	-13.0	-27.67	277.00	Vertical	Vertical	Pass
9905.350	-37.51	18.75	-13.0	-24.51	173.00	Vertical	Vertical	Pass

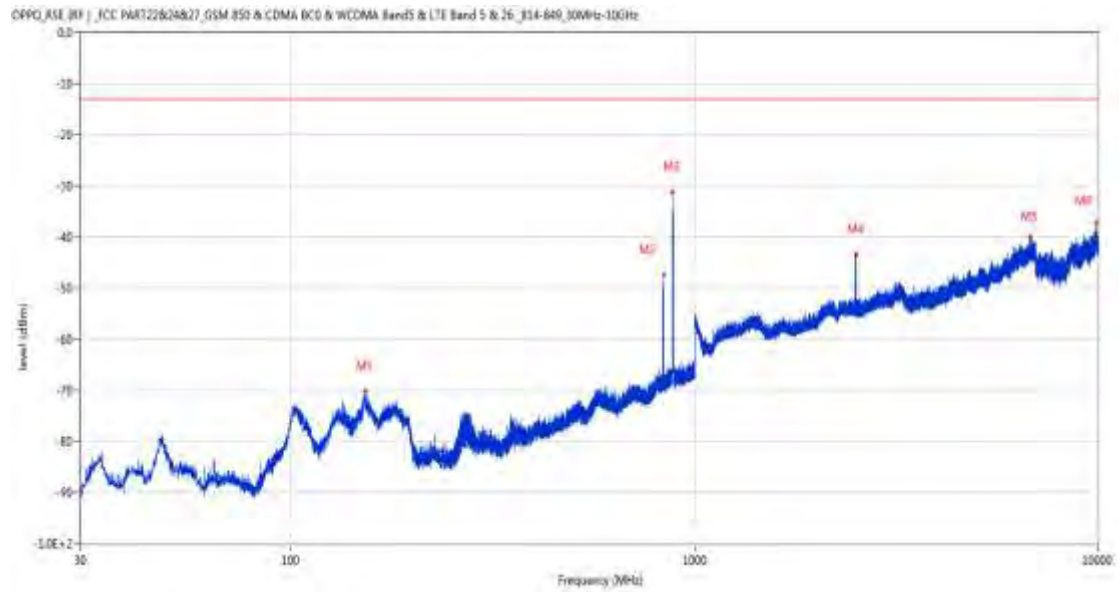
RSE-V&H WCDMA Band 5 CH4132



Frequency (MHz)	Result (dBm)	Factor (dB)	PK Limit (dBm)	Over Limit (dB)	Table (o)	ANT	EUT	Verdict
153.141	-70.67	-15.68	-13.0	-57.67	11.00	Vertical	Horizontal	Pass
824.915	-50.26	2.02	-13.0	-37.26	263.00	Vertical	Horizontal	N/A
870.166	-33.86	2.27	-13.0	-20.86	236.00	Vertical	Horizontal	N/A
2482.100	-49.67	-0.14	-13.0	-36.67	1.00	Vertical	Horizontal	Pass
5108.200	-45.07	7.53	-13.0	-32.07	232.00	Vertical	Horizontal	Pass
9881.050	-38.39	18.30	-13.0	-25.39	279.00	Vertical	Horizontal	Pass

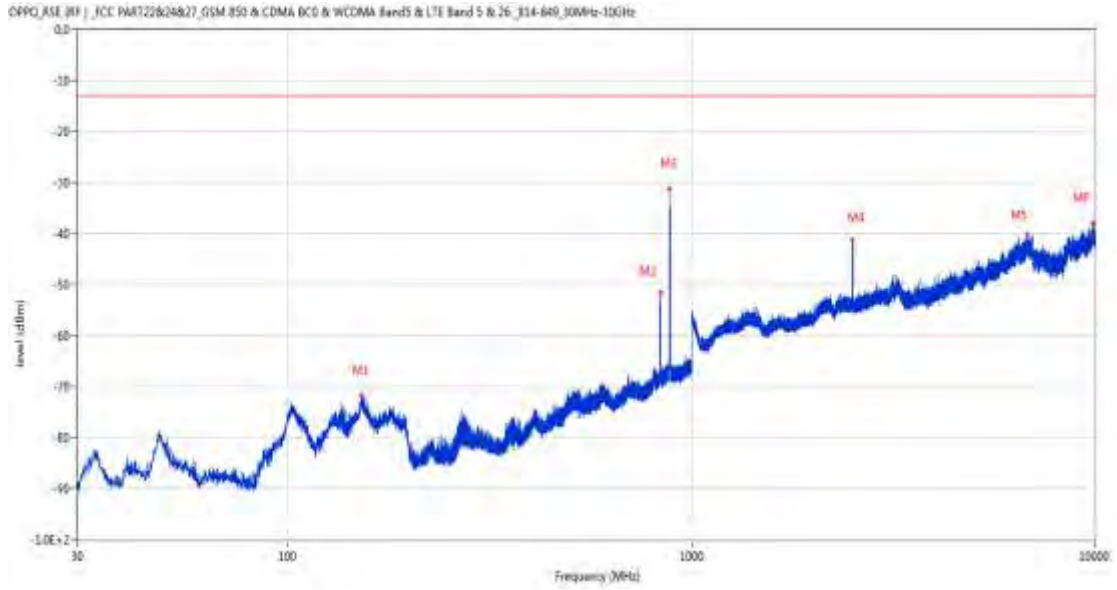
## 7.2 WCDMA Band 5 Middle Channel

RSE-H&H WCDMA Band 5 CH4182



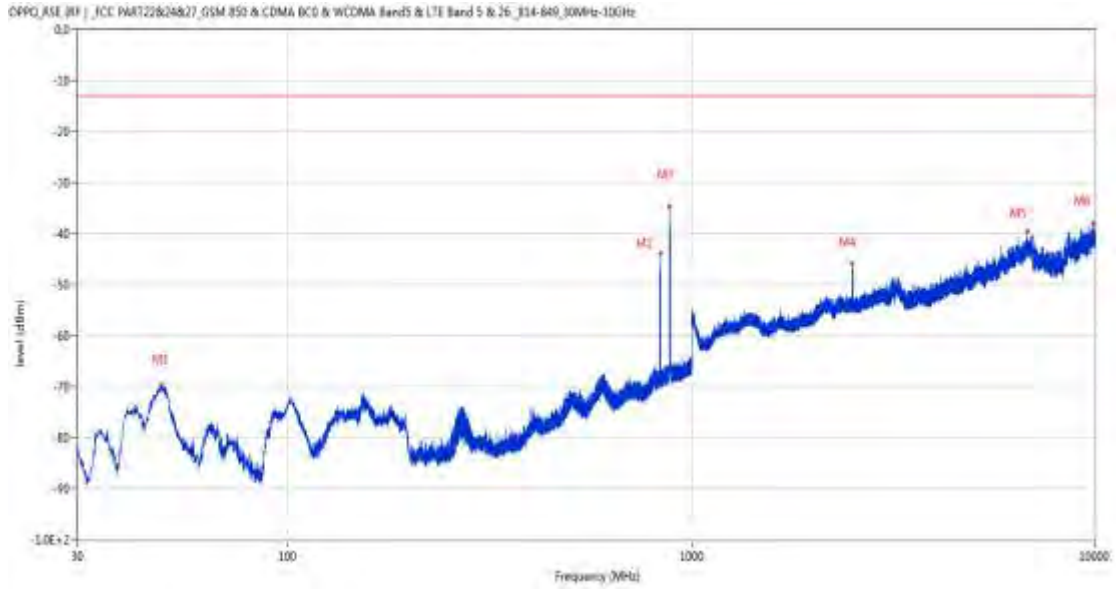
Frequency (MHz)	Result (dBm)	Factor (dB)	PK Limit (dBm)	Over Limit (dB)	Table (o)	ANT	EUT	Verdict
152.753	-70.18	-15.69	-13.0	-57.18	158.00	Horizontal	Horizontal	Pass
837.525	-47.30	2.19	-13.0	-34.30	357.00	Horizontal	Horizontal	N/A
881.708	-31.14	2.74	-13.0	-18.14	152.00	Horizontal	Horizontal	N/A
2513.500	-43.49	-0.11	-13.0	-30.49	340.00	Horizontal	Horizontal	Pass
6820.800	-39.96	13.09	-13.0	-26.96	237.00	Horizontal	Horizontal	Pass
9908.500	-37.25	18.78	-13.0	-24.25	354.00	Horizontal	Horizontal	Pass

RSE-H&V WCDMA Band 5 CH4182



Frequency (MHz)	Result (dBm)	Factor (dB)	PK Limit (dBm)	Over Limit (dB)	Table (o)	ANT	EUT	Verdict
151.977	-71.68	-15.70	-13.0	-58.68	203.00	Horizontal	Vertical	Pass
837.380	-51.57	2.19	-13.0	-38.57	17.00	Horizontal	Vertical	N/A
882.533	-31.18	2.78	-13.0	-18.18	148.00	Horizontal	Vertical	N/A
2506.400	-41.29	-0.03	-13.0	-28.29	149.00	Horizontal	Vertical	Pass
6819.400	-40.21	13.08	-13.0	-27.21	176.00	Horizontal	Vertical	Pass
9907.000	-37.99	18.77	-13.0	-24.99	227.00	Horizontal	Vertical	Pass

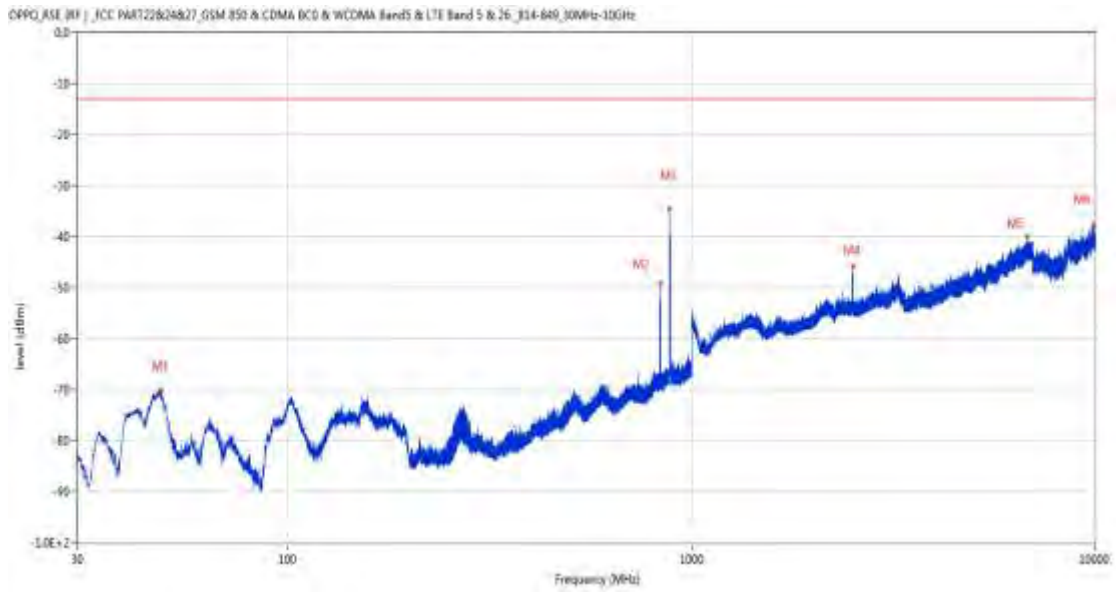
RSE-V&V WCDMA Band 5 CH4182



Frequency (MHz)	Result (dBm)	Factor (dB)	PK Limit (dBm)	Over Limit (dB)	Table (o)	ANT	EUT	Verdict
48.382	-69.73	-15.95	-13.0	-56.73	88.00	Vertical	Vertical	Pass
837.865	-43.95	2.20	-13.0	-30.95	131.00	Vertical	Vertical	N/A
880.156	-34.78	2.60	-13.0	-21.78	205.00	Vertical	Vertical	N/A
2507.500	-45.89	0.03	-13.0	-32.89	163.00	Vertical	Vertical	Pass
6811.600	-39.67	13.17	-13.0	-26.67	280.00	Vertical	Vertical	Pass
9910.600	-37.93	18.80	-13.0	-24.93	108.00	Vertical	Vertical	Pass



RSE-V&H WCDMA Band 5 CH4182



Frequency (MHz)	Result (dBm)	Factor (dB)	PK Limit (dBm)	Over Limit (dB)	Table (o)	ANT	EUT	Verdict
48.478	-70.27	-15.91	-13.0	-57.27	126.00	Vertical	Horizontal	Pass
837.525	-49.10	2.19	-13.0	-36.10	285.00	Vertical	Horizontal	N/A
880.011	-34.57	2.59	-13.0	-21.57	6.00	Vertical	Horizontal	N/A
2512.500	-45.86	-0.09	-13.0	-32.86	5.00	Vertical	Horizontal	Pass
6825.600	-40.06	12.84	-13.0	-27.06	102.00	Vertical	Horizontal	Pass
9906.850	-37.67	18.77	-13.0	-24.67	179.00	Vertical	Horizontal	Pass

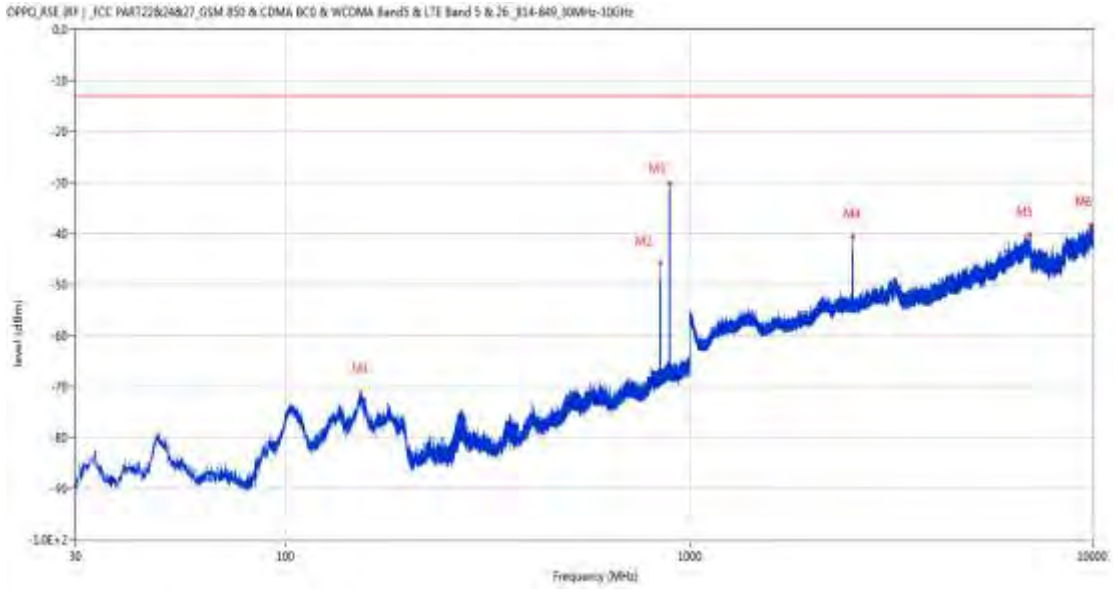
### 7.3 WCDMA Band 5 High Channel

RSE-H&H WCDMA Band 5 CH4233



Frequency (MHz)	Result (dBm)	Factor (dB)	PK Limit (dBm)	Over Limit (dB)	Table (o)	ANT	EUT	Verdict
152.462	-69.71	-15.69	-13.0	-56.71	188.00	Horizontal	Horizontal	Pass
846.158	-43.08	2.27	-13.0	-30.08	309.00	Horizontal	Horizontal	N/A
892.961	-31.62	2.52	-13.0	-18.62	145.00	Horizontal	Horizontal	N/A
2536.400	-40.87	-0.61	-13.0	-27.87	290.00	Horizontal	Horizontal	Pass
6798.600	-40.16	13.11	-13.0	-27.16	52.00	Horizontal	Horizontal	Pass
9943.151	-37.57	19.25	-13.0	-24.57	262.00	Horizontal	Horizontal	Pass

RSE-H&V WCDMA Band 5 CH4233



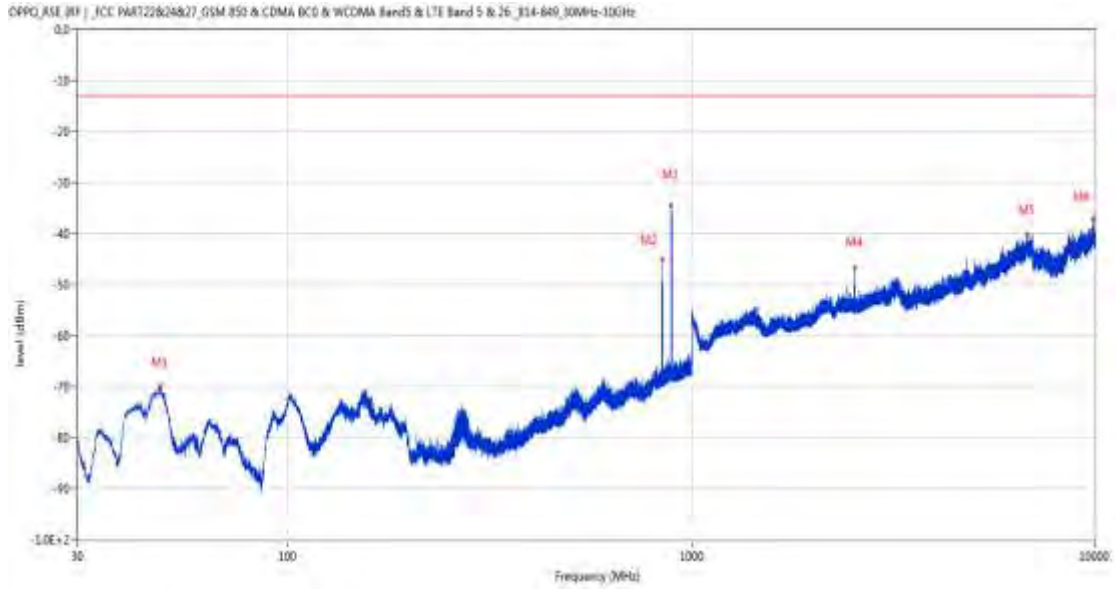
Frequency (MHz)	Result (dBm)	Factor (dB)	PK Limit (dBm)	Over Limit (dB)	Table (o)	ANT	EUT	Verdict
152.899	-71.29	-15.68	-13.0	-58.29	184.00	Horizontal	Vertical	Pass
846.158	-45.80	2.27	-13.0	-32.80	16.00	Horizontal	Vertical	N/A
892.670	-30.23	2.52	-13.0	-17.23	143.00	Horizontal	Vertical	N/A
2536.300	-41.15	-0.62	-13.0	-28.15	157.00	Horizontal	Vertical	Pass
6993.000	-40.21	13.92	-13.0	-27.21	178.00	Horizontal	Vertical	Pass
9909.250	-38.47	18.79	-13.0	-25.47	196.00	Horizontal	Vertical	Pass

RSE-V&V WCDMA Band 5 CH4233



Frequency (MHz)	Result (dBm)	Factor (dB)	PK Limit (dBm)	Over Limit (dB)	Table (o)	ANT	EUT	Verdict
49.449	-68.58	-15.49	-13.0	-55.58	122.00	Vertical	Vertical	Pass
845.576	-40.52	2.27	-13.0	-27.52	83.00	Vertical	Vertical	N/A
891.700	-34.79	2.49	-13.0	-21.79	215.00	Vertical	Vertical	N/A
2536.600	-44.73	-0.61	-13.0	-31.73	167.00	Vertical	Vertical	Pass
6982.200	-40.66	13.53	-13.0	-27.66	127.00	Vertical	Vertical	Pass
9905.200	-37.40	18.75	-13.0	-24.40	309.00	Vertical	Vertical	Pass

RSE-V&H WCDMA Band 5 CH4233



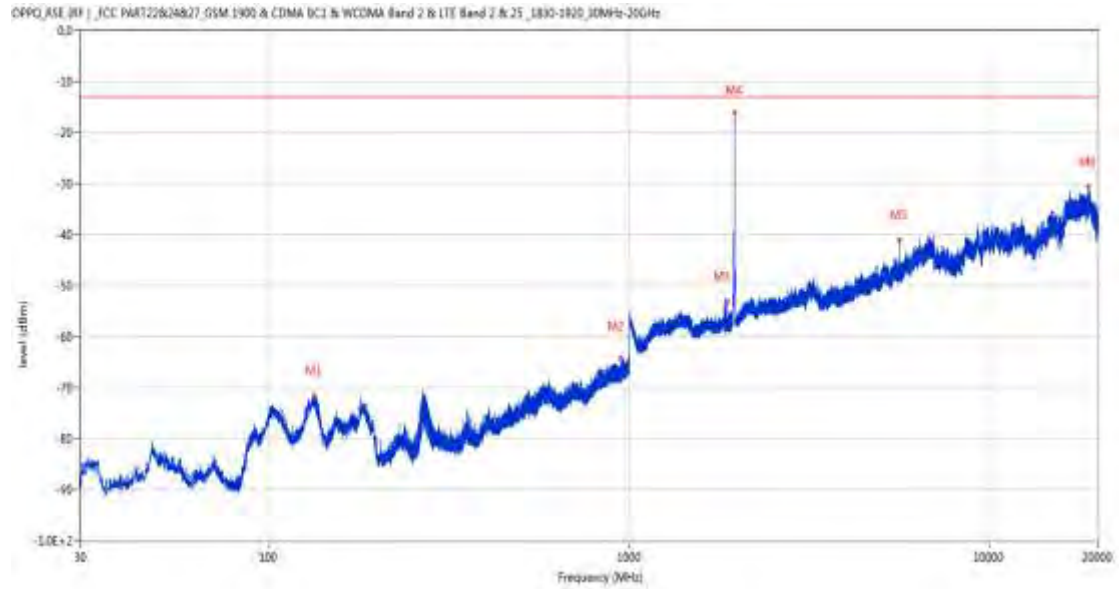
Frequency (MHz)	Result (dBm)	Factor (dB)	PK Limit (dBm)	Over Limit (dB)	Table (o)	ANT	EUT	Verdict
48.187	-70.08	-16.03	-13.0	-57.08	75.00	Vertical	Horizontal	Pass
845.721	-45.05	2.27	-13.0	-32.05	261.00	Vertical	Horizontal	N/A
891.894	-34.39	2.49	-13.0	-21.39	206.00	Vertical	Horizontal	N/A
2536.500	-46.67	-0.61	-13.0	-33.67	345.00	Vertical	Horizontal	Pass
6821.400	-40.29	13.08	-13.0	-27.29	247.00	Vertical	Horizontal	Pass
9909.250	-37.13	18.79	-13.0	-24.13	109.00	Vertical	Horizontal	Pass

## LTE

### 8 LTE Band 2

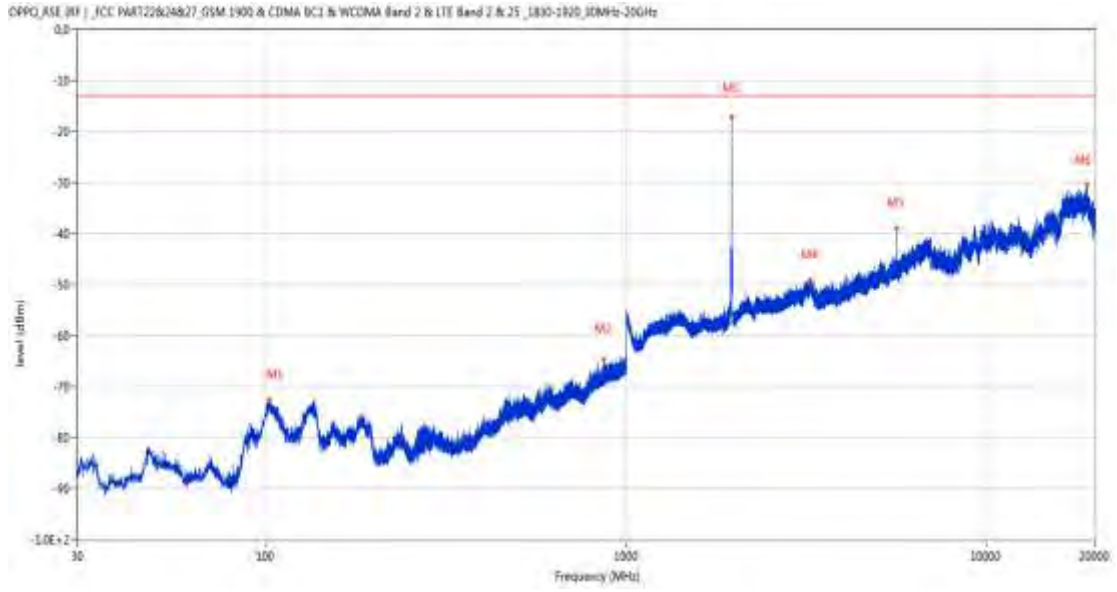
#### 8.1 LTE Band 2 BW1.4, Middle Channel

RSE-H&H LTE Band 2 BW1.4 CH18900



Frequency (MHz)	Result (dBm)	Factor (dB)	PK Limit (dBm)	Over Limit (dB)	Table (o)	ANT	EUT	Verdict
133.548	-71.53	-17.03	-13.0	-58.53	166.00	Horizontal	Horizontal	Pass
948.153	-64.38	2.83	-13.0	-51.38	216.00	Horizontal	Horizontal	Pass
1879.700	-53.10	-2.60	-13.0	-40.10	260.00	Horizontal	Horizontal	N/A
1960.300	-16.12	-3.60	-13.0	-3.12	155.00	Horizontal	Horizontal	N/A
5638.800	-41.11	9.28	-13.0	-28.11	134.00	Horizontal	Horizontal	Pass
18791.426	-30.66	25.15	-13.0	-17.66	185.00	Horizontal	Horizontal	Pass

RSE-H&V LTE Band 2 BW1.4 CH18900



Frequency (MHz)	Result (dBm)	Factor (dB)	PK Limit (dBm)	Over Limit (dB)	Table (o)	ANT	EUT	Verdict
102.265	-72.62	-21.33	-13.0	-59.62	164.00	Horizontal	Vertical	Pass
864.927	-64.71	1.79	-13.0	-51.71	253.00	Horizontal	Vertical	Pass
1960.000	-17.09	-3.59	-13.0	-4.09	162.00	Horizontal	Vertical	N/A
3232.600	-49.10	6.81	-13.0	-36.10	116.00	Horizontal	Vertical	Pass
5638.600	-38.95	9.27	-13.0	-25.95	47.00	Horizontal	Vertical	Pass
19054.963	-30.46	25.01	-13.0	-17.46	35.00	Horizontal	Vertical	Pass

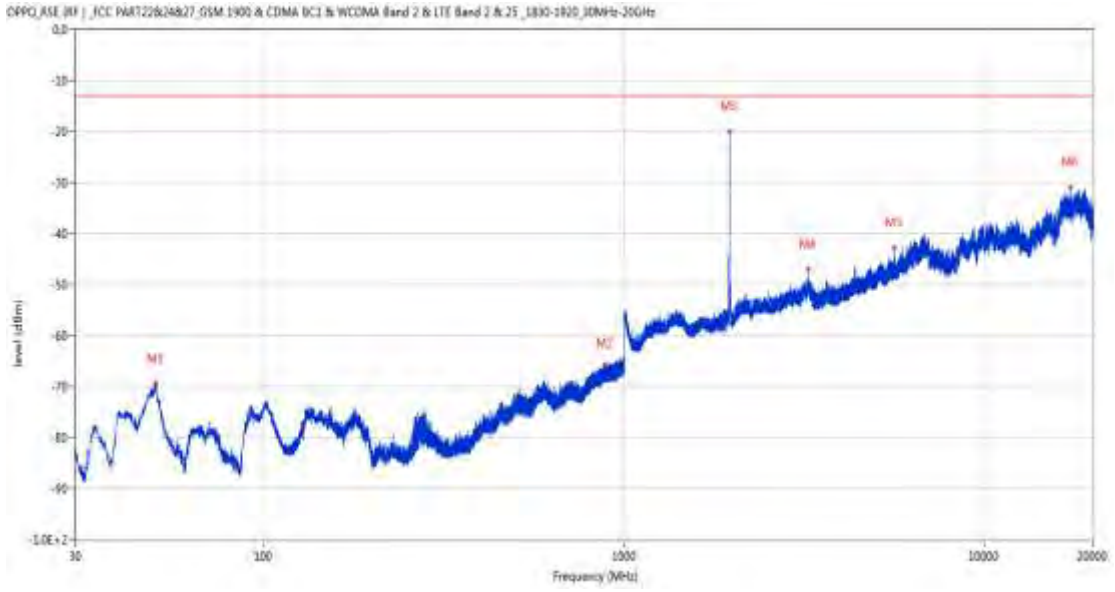
RSE-V&V LTE Band 2 BW1.4 CH18900



Frequency (MHz)	Result (dBm)	Factor (dB)	PK Limit (dBm)	Over Limit (dB)	Table (o)	ANT	EUT	Verdict
50.322	-69.20	-15.17	-13.0	-56.20	248.00	Vertical	Vertical	Pass
872.348	-65.51	2.05	-13.0	-52.51	113.00	Vertical	Vertical	Pass
1960.500	-19.67	-3.61	-13.0	-6.67	128.00	Vertical	Vertical	N/A
3227.600	-47.51	6.61	-13.0	-34.51	127.00	Vertical	Vertical	Pass
5638.400	-41.20	9.26	-13.0	-28.20	29.00	Vertical	Vertical	Pass
18793.599	-31.22	25.15	-13.0	-18.22	147.00	Vertical	Vertical	Pass



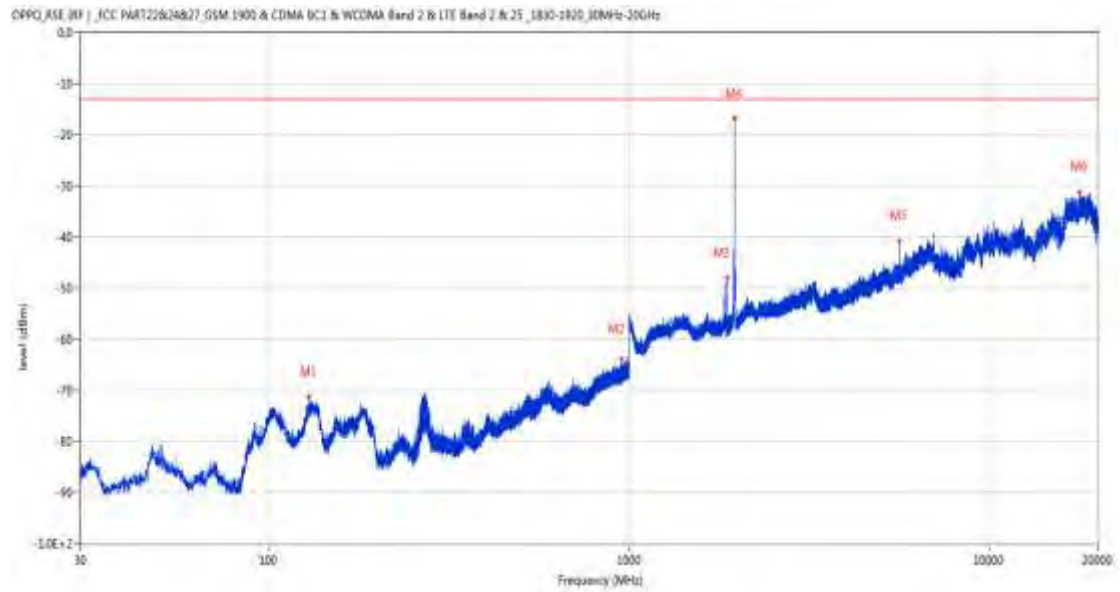
RSE-V&H LTE Band 2 BW1.4 CH18900



Frequency (MHz)	Result (dBm)	Factor (dB)	PK Limit (dBm)	Over Limit (dB)	Table (o)	ANT	EUT	Verdict
50.127	-69.46	-15.20	-13.0	-56.46	124.00	Vertical	Horizontal	Pass
885.006	-65.75	2.32	-13.0	-52.75	147.00	Vertical	Horizontal	Pass
1960.300	-20.01	-3.60	-13.0	-7.01	129.00	Vertical	Horizontal	N/A
3242.800	-46.93	6.28	-13.0	-33.93	213.00	Vertical	Horizontal	Pass
5638.800	-42.89	9.28	-13.0	-29.89	146.00	Vertical	Horizontal	Pass
17293.214	-31.09	25.75	-13.0	-18.09	144.00	Vertical	Horizontal	Pass

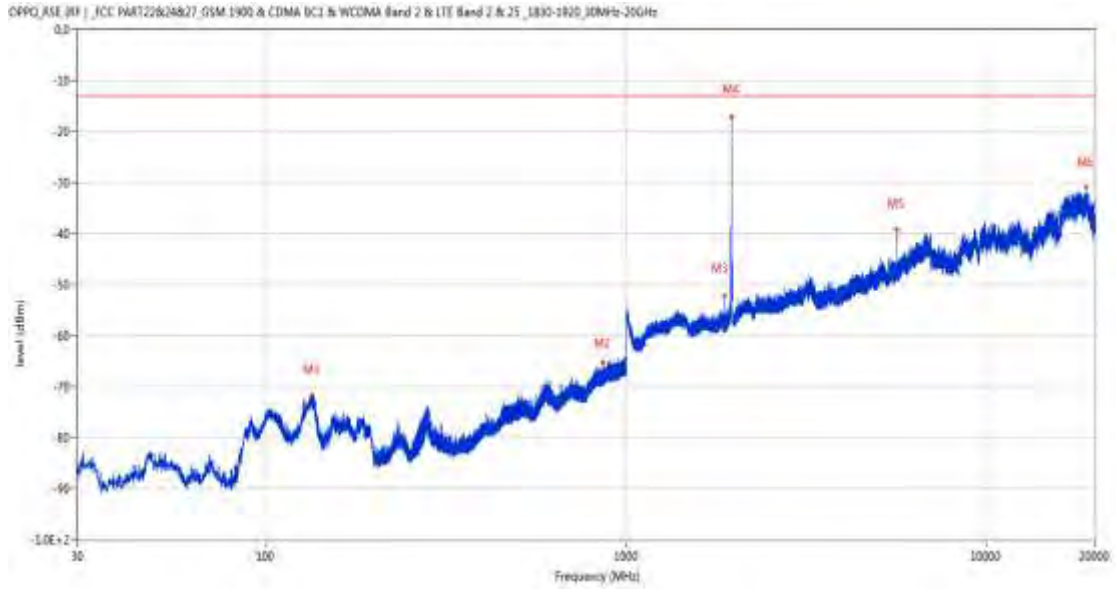
## 8.2 LTE Band 2 BW3, Middle Channel

RSE-H&H LTE Band 2 BW3 CH18900



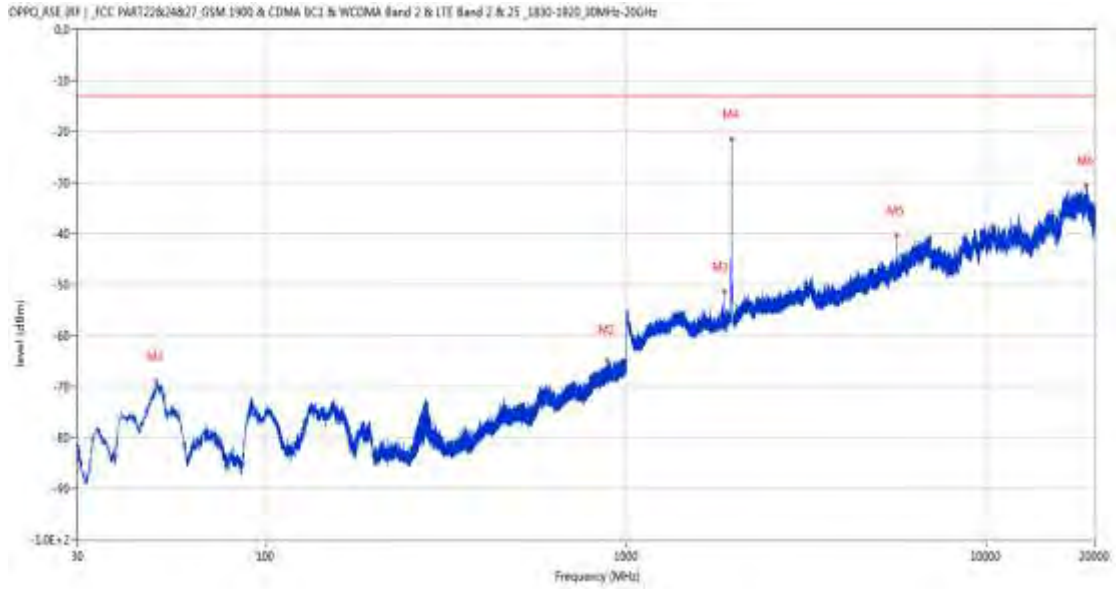
Frequency (MHz)	Result (dBm)	Factor (dB)	PK Limit (dBm)	Over Limit (dB)	Table (o)	ANT	EUT	Verdict
129.425	-71.15	-17.91	-13.0	-58.15	337.00	Horizontal	Horizontal	Pass
951.597	-63.91	2.85	-13.0	-50.91	111.00	Horizontal	Horizontal	Pass
1879.000	-48.00	-2.61	-13.0	-35.00	257.00	Horizontal	Horizontal	N/A
1959.800	-16.82	-3.58	-13.0	-3.82	159.00	Horizontal	Horizontal	N/A
5636.000	-40.74	9.22	-13.0	-27.74	142.00	Horizontal	Horizontal	Pass
17851.099	-31.17	25.42	-13.0	-18.17	51.00	Horizontal	Horizontal	Pass

RSE-H&V LTE Band 2 BW3 CH18900



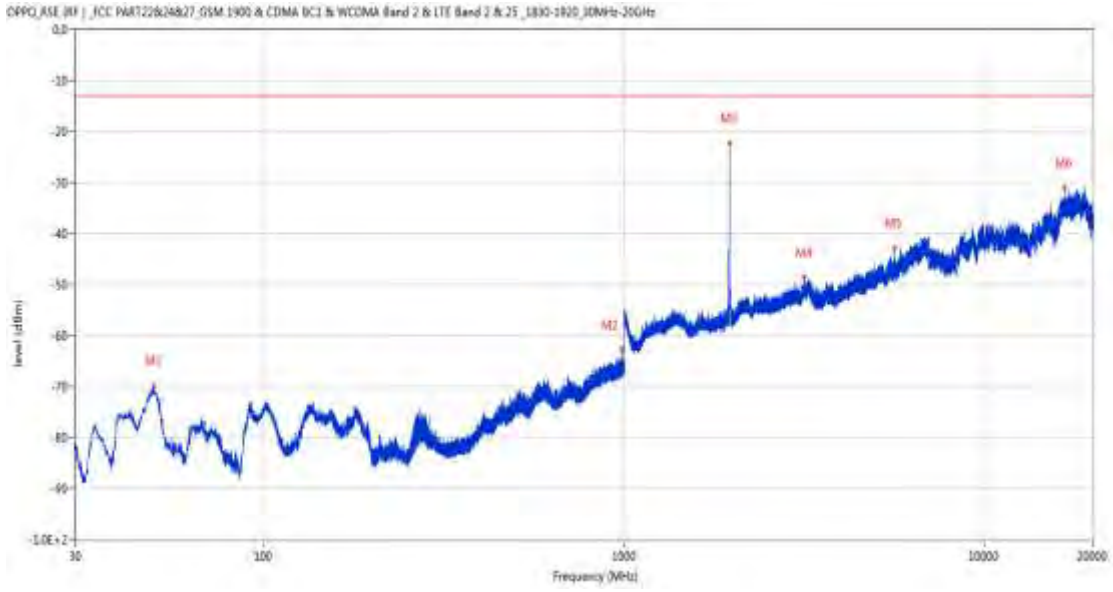
Frequency (MHz)	Result (dBm)	Factor (dB)	PK Limit (dBm)	Over Limit (dB)	Table (o)	ANT	EUT	Verdict
134.469	-71.73	-16.84	-13.0	-58.73	147.00	Horizontal	Vertical	Pass
864.006	-65.40	1.78	-13.0	-52.40	219.00	Horizontal	Vertical	Pass
1878.800	-52.31	-2.61	-13.0	-39.31	240.00	Horizontal	Vertical	N/A
1959.400	-17.16	-3.58	-13.0	-4.16	158.00	Horizontal	Vertical	N/A
5636.400	-39.27	9.23	-13.0	-26.27	69.00	Horizontal	Vertical	Pass
18936.426	-30.80	25.07	-13.0	-17.80	192.00	Horizontal	Vertical	Pass

RSE-V&V LTE Band 2 BW3 CH18900



Frequency (MHz)	Result (dBm)	Factor (dB)	PK Limit (dBm)	Over Limit (dB)	Table (o)	ANT	EUT	Verdict
49.594	-69.04	-15.41	-13.0	-56.04	173.00	Vertical	Vertical	Pass
884.861	-64.96	2.33	-13.0	-51.96	36.00	Vertical	Vertical	Pass
1878.800	-51.36	-2.61	-13.0	-38.36	237.00	Vertical	Vertical	N/A
1960.000	-21.53	-3.59	-13.0	-8.53	132.00	Vertical	Vertical	N/A
5636.400	-40.46	9.23	-13.0	-27.46	19.00	Vertical	Vertical	Pass
18940.412	-30.54	25.07	-13.0	-17.54	87.00	Vertical	Vertical	Pass

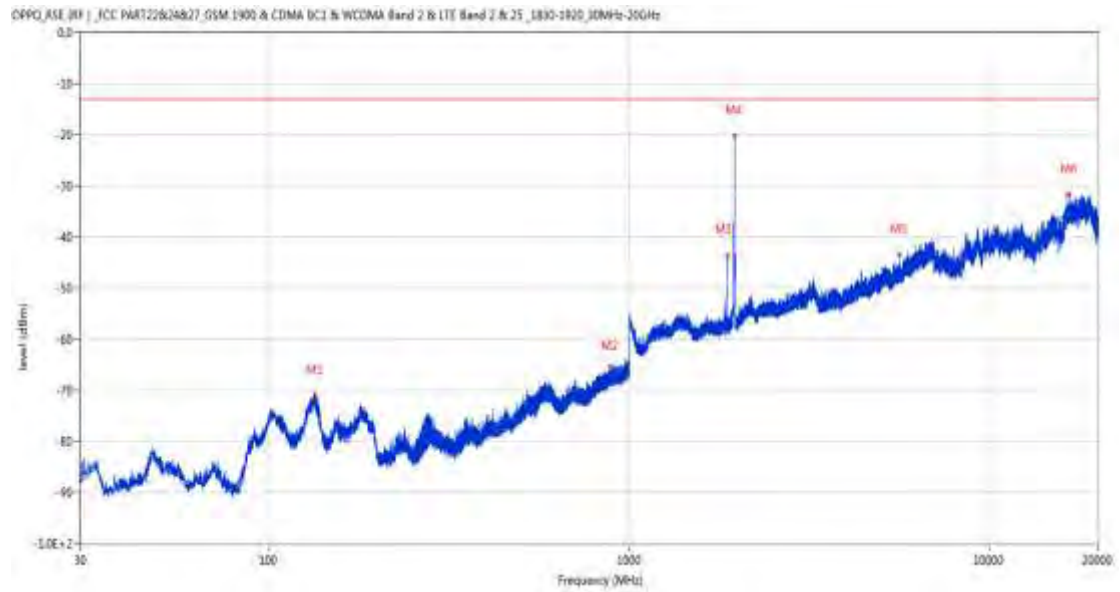
RSE-V&H LTE Band 2 BW3 CH18900



Frequency (MHz)	Result (dBm)	Factor (dB)	PK Limit (dBm)	Over Limit (dB)	Table (o)	ANT	EUT	Verdict
49.449	-69.89	-15.48	-13.0	-56.89	165.00	Vertical	Horizontal	Pass
984.286	-62.58	3.89	-13.0	-49.58	307.00	Vertical	Horizontal	Pass
1959.600	-22.17	-3.58	-13.0	-9.17	127.00	Vertical	Horizontal	N/A
3170.400	-48.51	6.13	-13.0	-35.51	253.00	Vertical	Horizontal	Pass
5636.200	-42.90	9.22	-13.0	-29.90	160.00	Vertical	Horizontal	Pass
16694.000	-31.09	26.26	-13.0	-18.09	148.00	Vertical	Horizontal	Pass

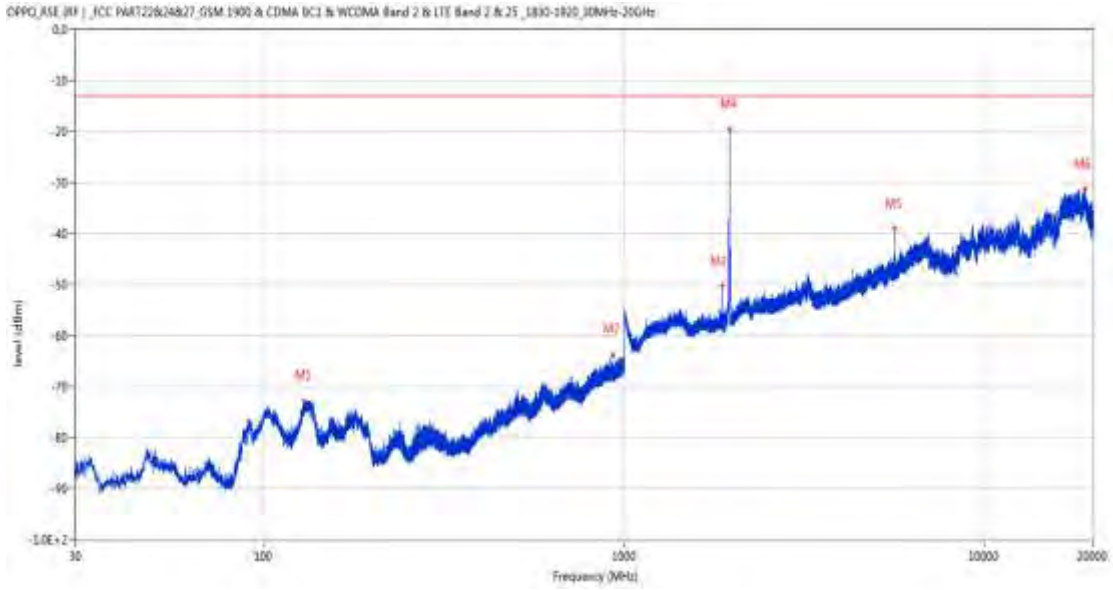
### 8.3 LTE Band 2 BW5, Middle Channel

RSE-H&H LTE Band 2 BW5 CH18900



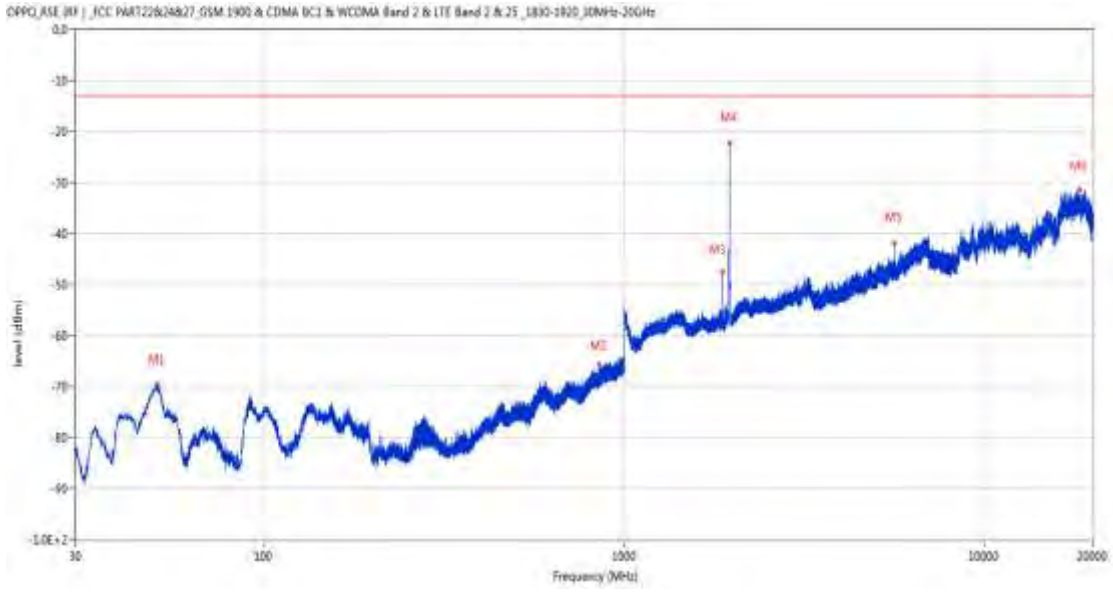
Frequency (MHz)	Result (dBm)	Factor (dB)	PK Limit (dBm)	Over Limit (dB)	Table (o)	ANT	EUT	Verdict
134.808	-70.84	-16.76	-13.0	-57.84	143.00	Horizontal	Horizontal	Pass
884.279	-65.33	2.38	-13.0	-52.33	88.00	Horizontal	Horizontal	Pass
1878.000	-43.71	-2.62	-13.0	-30.71	254.00	Horizontal	Horizontal	N/A
1960.800	-20.20	-3.62	-13.0	-7.20	159.00	Horizontal	Horizontal	N/A
5633.800	-43.41	9.17	-13.0	-30.41	158.00	Horizontal	Horizontal	Pass
16705.599	-31.71	25.86	-13.0	-18.71	81.00	Horizontal	Horizontal	Pass

RSE-H&V LTE Band 2 BW5 CH18900



Frequency (MHz)	Result (dBm)	Factor (dB)	PK Limit (dBm)	Over Limit (dB)	Table (o)	ANT	EUT	Verdict
129.182	-72.78	-17.95	-13.0	-59.78	343.00	Horizontal	Vertical	Pass
930.015	-63.80	2.57	-13.0	-50.80	112.00	Horizontal	Vertical	Pass
1878.000	-50.21	-2.62	-13.0	-37.21	238.00	Horizontal	Vertical	N/A
1958.600	-19.60	-3.64	-13.0	-6.60	160.00	Horizontal	Vertical	N/A
5633.600	-38.97	9.17	-13.0	-25.97	55.00	Horizontal	Vertical	Pass
19043.725	-31.23	25.01	-13.0	-18.23	360.00	Horizontal	Vertical	Pass

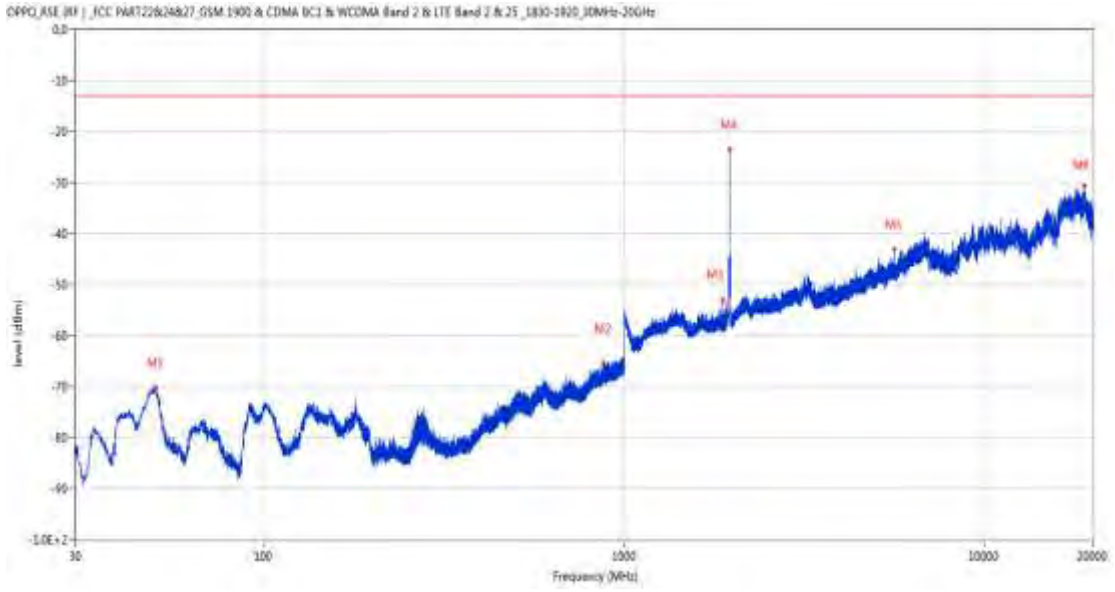
RSE-V&V LTE Band 2 BW5 CH18900



Frequency (MHz)	Result (dBm)	Factor (dB)	PK Limit (dBm)	Over Limit (dB)	Table (o)	ANT	EUT	Verdict
50.758	-69.59	-15.10	-13.0	-56.59	202.00	Vertical	Vertical	Pass
852.172	-65.78	1.48	-13.0	-52.78	249.00	Vertical	Vertical	Pass
1877.900	-47.53	-2.62	-13.0	-34.53	230.00	Vertical	Vertical	N/A
1959.900	-22.18	-3.59	-13.0	-9.18	127.00	Vertical	Vertical	N/A
5633.600	-41.92	9.17	-13.0	-28.92	3.00	Vertical	Vertical	Pass
18377.812	-31.49	25.38	-13.0	-18.49	236.00	Vertical	Vertical	Pass



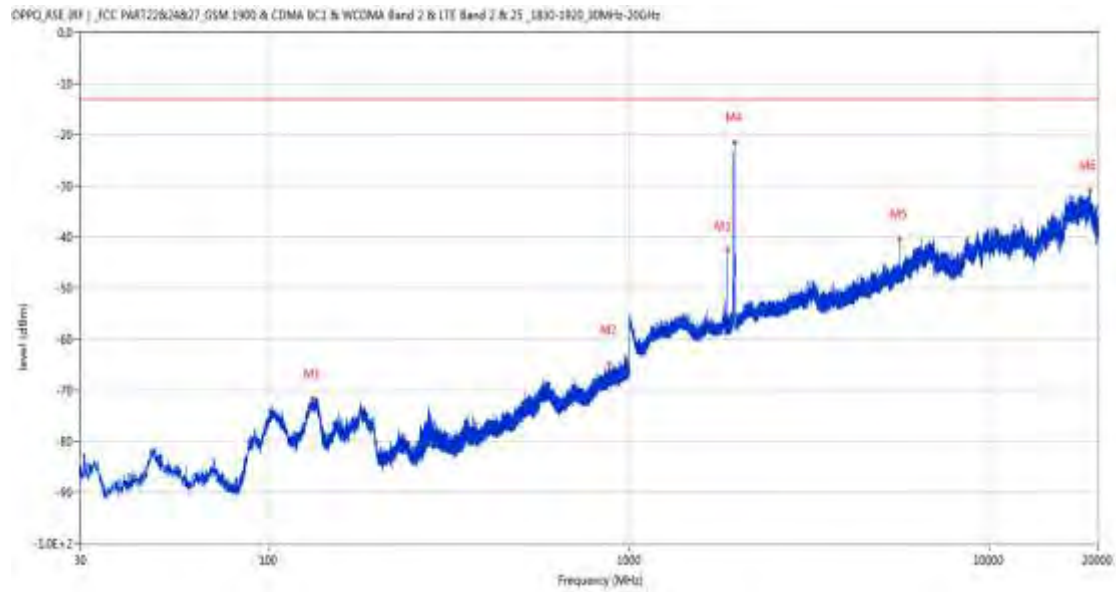
RSE-V&H LTE Band 2 BW5 CH18900



Frequency (MHz)	Result (dBm)	Factor (dB)	PK Limit (dBm)	Over Limit (dB)	Table (o)	ANT	EUT	Verdict
49.982	-70.27	-15.23	-13.0	-57.27	120.00	Vertical	Horizontal	Pass
877.441	-65.25	2.16	-13.0	-52.25	261.00	Vertical	Horizontal	Pass
1878.300	-53.09	-2.61	-13.0	-40.09	99.00	Vertical	Horizontal	N/A
1959.000	-23.45	-3.61	-13.0	-10.45	129.00	Vertical	Horizontal	N/A
5633.400	-43.08	9.17	-13.0	-30.08	158.00	Vertical	Horizontal	Pass
18949.839	-30.58	25.06	-13.0	-17.58	288.00	Vertical	Horizontal	Pass

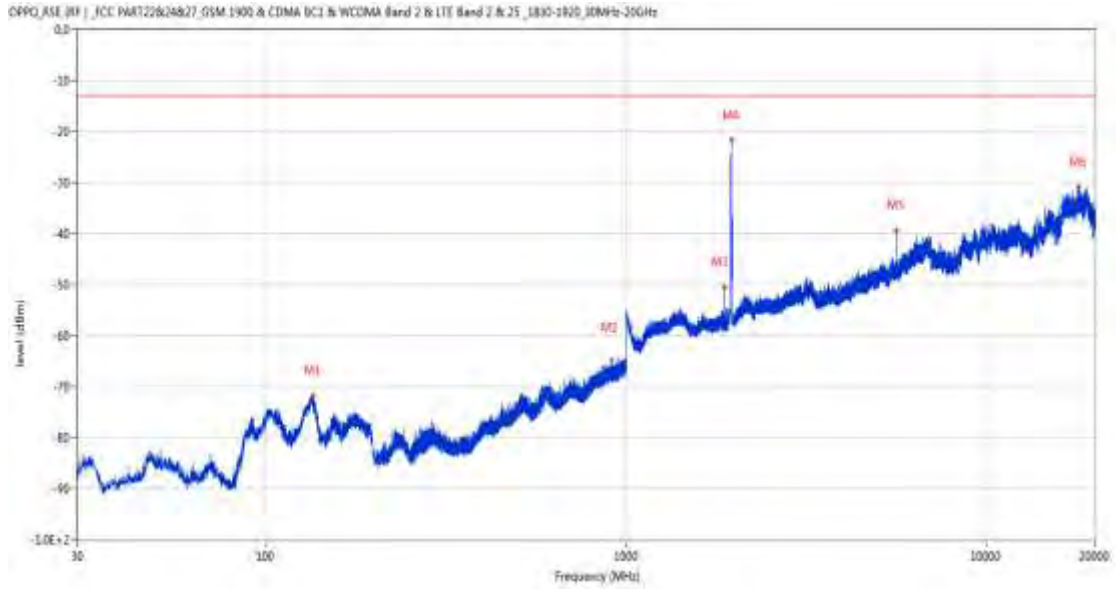
## 8.4 LTE Band 2 BW10, Middle Channel

RSE-H&H LTE Band 2 BW10 CH18900



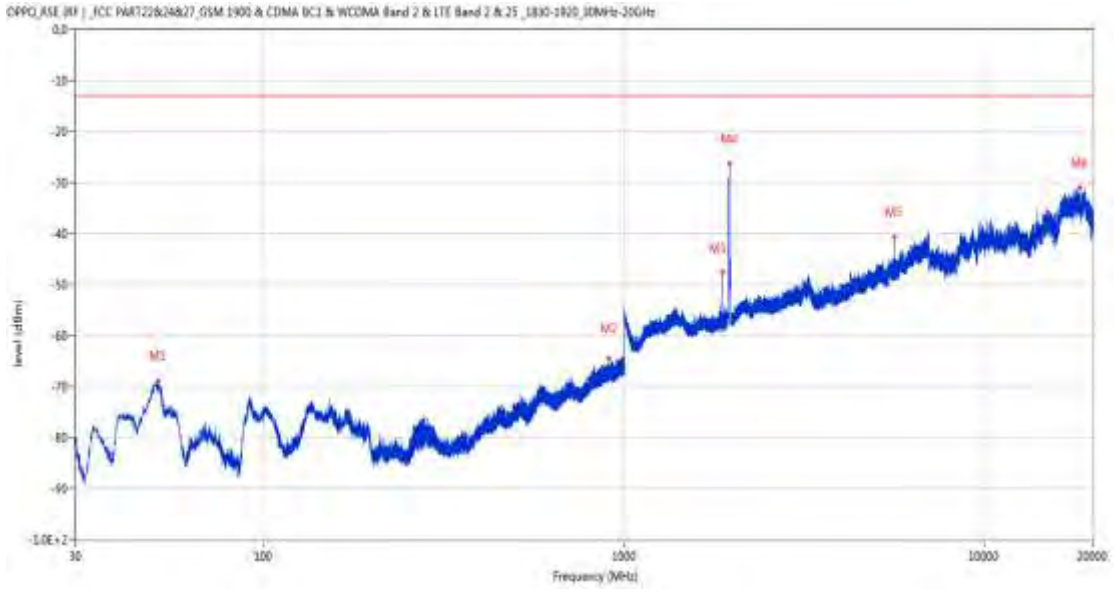
Frequency (MHz)	Result (dBm)	Factor (dB)	PK Limit (dBm)	Over Limit (dB)	Table (o)	ANT	EUT	Verdict
132.238	-71.61	-17.29	-13.0	-58.61	326.00	Horizontal	Horizontal	Pass
882.727	-64.99	2.34	-13.0	-51.99	0.00	Horizontal	Horizontal	Pass
1875.800	-42.55	-2.64	-13.0	-29.55	259.00	Horizontal	Horizontal	N/A
1959.900	-21.49	-3.59	-13.0	-8.49	162.00	Horizontal	Horizontal	N/A
5626.800	-40.43	9.13	-13.0	-27.43	133.00	Horizontal	Horizontal	Pass
19043.363	-30.86	25.01	-13.0	-17.86	272.00	Horizontal	Horizontal	Pass

RSE-H&V LTE Band 2 BW10 CH18900



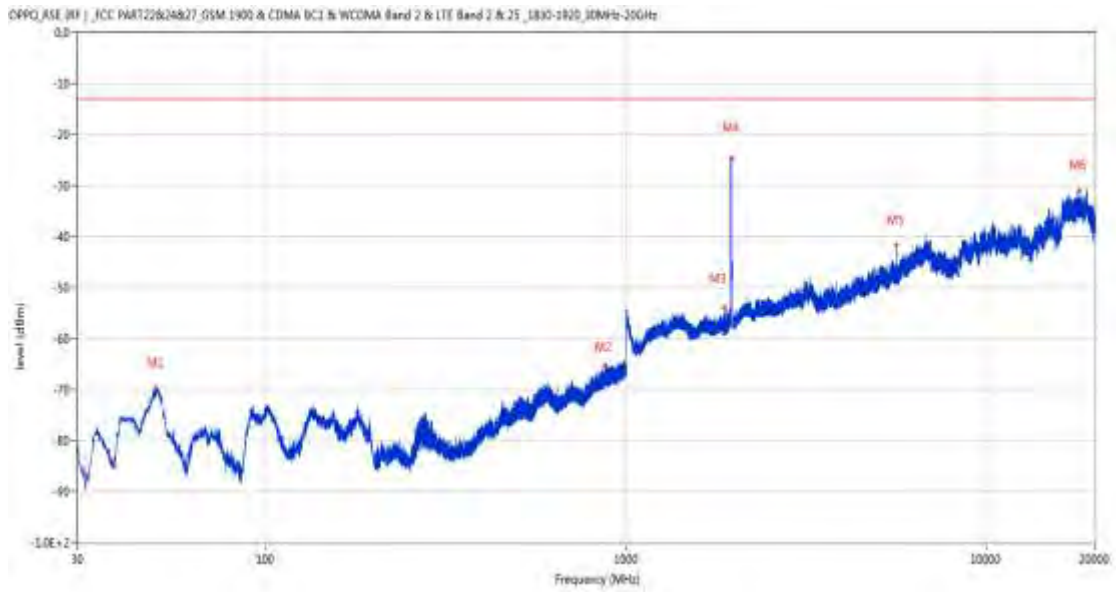
Frequency (MHz)	Result (dBm)	Factor (dB)	PK Limit (dBm)	Over Limit (dB)	Table (o)	ANT	EUT	Verdict
135.196	-71.77	-16.68	-13.0	-58.77	137.00	Horizontal	Vertical	Pass
913.330	-64.85	2.59	-13.0	-51.85	59.00	Horizontal	Vertical	Pass
1875.600	-50.44	-2.64	-13.0	-37.44	234.00	Horizontal	Vertical	N/A
1962.100	-21.66	-3.66	-13.0	-8.66	152.00	Horizontal	Vertical	N/A
5626.600	-39.36	9.12	-13.0	-26.36	64.00	Horizontal	Vertical	Pass
17985.950	-30.84	25.69	-13.0	-17.84	360.00	Horizontal	Vertical	Pass

RSE-V&V LTE Band 2 BW10 CH18900



Frequency (MHz)	Result (dBm)	Factor (dB)	PK Limit (dBm)	Over Limit (dB)	Table (o)	ANT	EUT	Verdict
50.806	-69.00	-15.09	-13.0	-56.00	158.00	Vertical	Vertical	Pass
907.656	-64.57	2.62	-13.0	-51.57	348.00	Vertical	Vertical	Pass
1875.700	-47.64	-2.64	-13.0	-34.64	239.00	Vertical	Vertical	N/A
1963.400	-26.41	-3.71	-13.0	-13.41	135.00	Vertical	Vertical	N/A
5626.800	-40.60	9.13	-13.0	-27.60	5.00	Vertical	Vertical	Pass
18375.637	-31.10	25.38	-13.0	-18.10	113.00	Vertical	Vertical	Pass

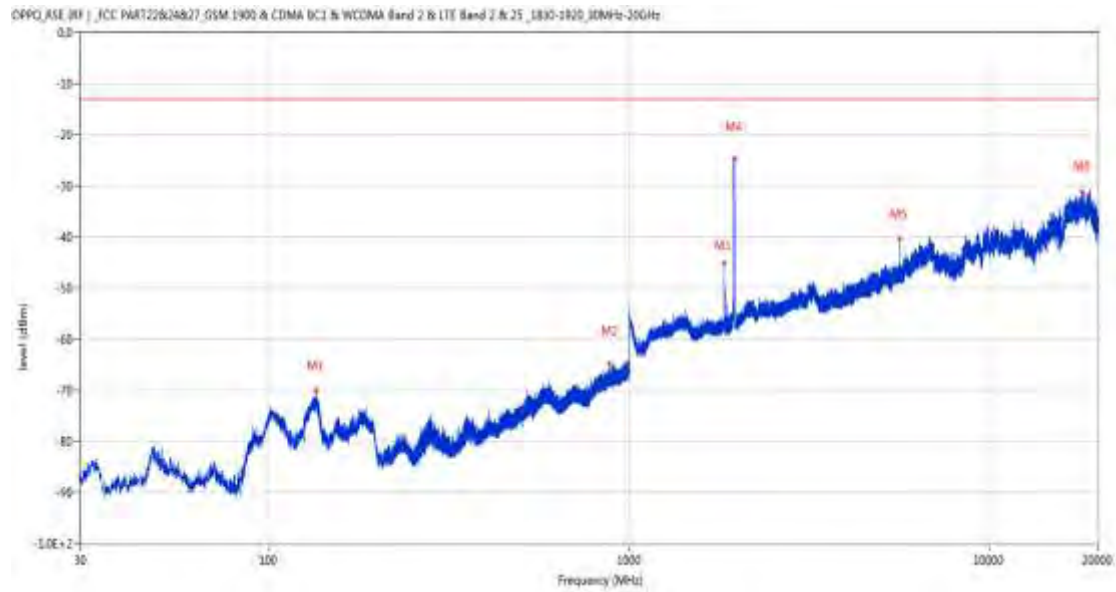
RSE-V&H LTE Band 2 BW10 CH18900



Frequency (MHz)	Result (dBm)	Factor (dB)	PK Limit (dBm)	Over Limit (dB)	Table (o)	ANT	EUT	Verdict
49.642	-69.79	-15.39	-13.0	-56.79	189.00	Vertical	Horizontal	Pass
879.186	-65.24	2.21	-13.0	-52.24	121.00	Vertical	Horizontal	Pass
1876.300	-53.90	-2.63	-13.0	-40.90	313.00	Vertical	Horizontal	N/A
1956.500	-24.61	-3.78	-13.0	-11.61	125.00	Vertical	Horizontal	N/A
5627.000	-41.71	9.15	-13.0	-28.71	155.00	Vertical	Horizontal	Pass
18083.824	-30.95	25.54	-13.0	-17.95	248.00	Vertical	Horizontal	Pass

## 8.5 LTE Band 2 BW15, Middle Channel

RSE-H&H LTE Band 2 BW15 CH18900



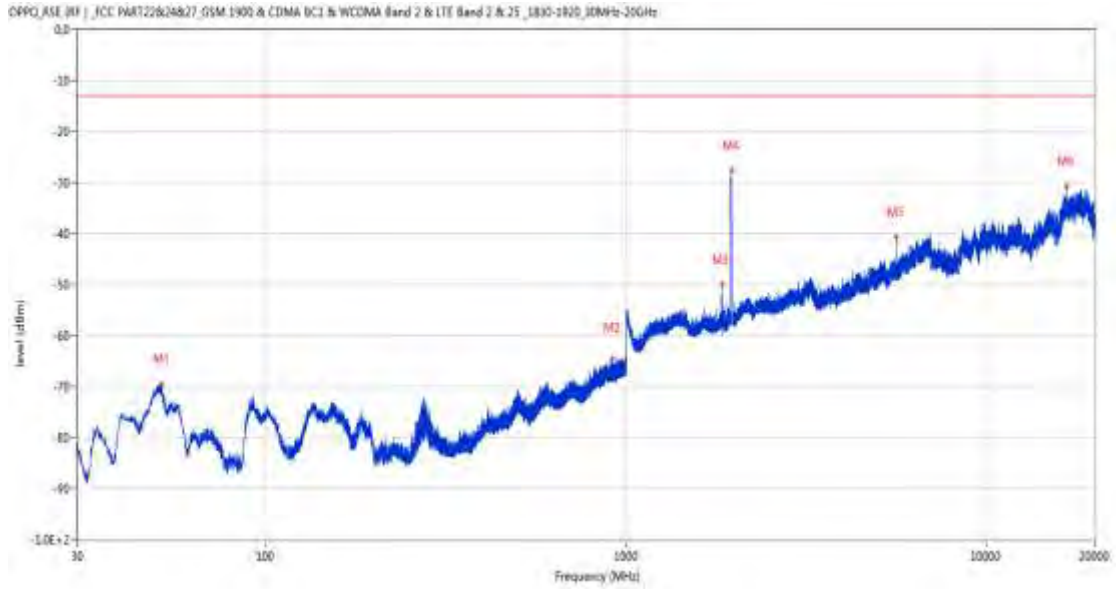
Frequency (MHz)	Result (dBm)	Factor (dB)	PK Limit (dBm)	Over Limit (dB)	Table (o)	ANT	EUT	Verdict
135.342	-70.02	-16.66	-13.0	-57.02	151.00	Horizontal	Horizontal	Pass
880.060	-64.82	2.24	-13.0	-51.82	248.00	Horizontal	Horizontal	Pass
1838.300	-45.03	-3.62	-13.0	-32.03	264.00	Horizontal	Horizontal	N/A
1956.500	-24.79	-3.78	-13.0	-11.79	169.00	Horizontal	Horizontal	N/A
5620.400	-40.38	8.99	-13.0	-27.38	136.00	Horizontal	Horizontal	Pass
18076.938	-31.18	25.55	-13.0	-18.18	159.00	Horizontal	Horizontal	Pass

RSE-H&V LTE Band 2 BW15 CH18900



Frequency (MHz)	Result (dBm)	Factor (dB)	PK Limit (dBm)	Over Limit (dB)	Table (o)	ANT	EUT	Verdict
133.839	-72.54	-16.98	-13.0	-59.54	138.00	Horizontal	Vertical	Pass
874.239	-64.75	2.08	-13.0	-51.75	147.00	Horizontal	Vertical	Pass
1961.700	-22.94	-3.65	-13.0	-9.94	165.00	Horizontal	Vertical	N/A
3218.200	-48.04	5.56	-13.0	-35.04	140.00	Horizontal	Vertical	Pass
5620.000	-39.55	8.98	-13.0	-26.55	360.00	Horizontal	Vertical	Pass
18853.775	-30.57	25.12	-13.0	-17.57	295.00	Horizontal	Vertical	Pass

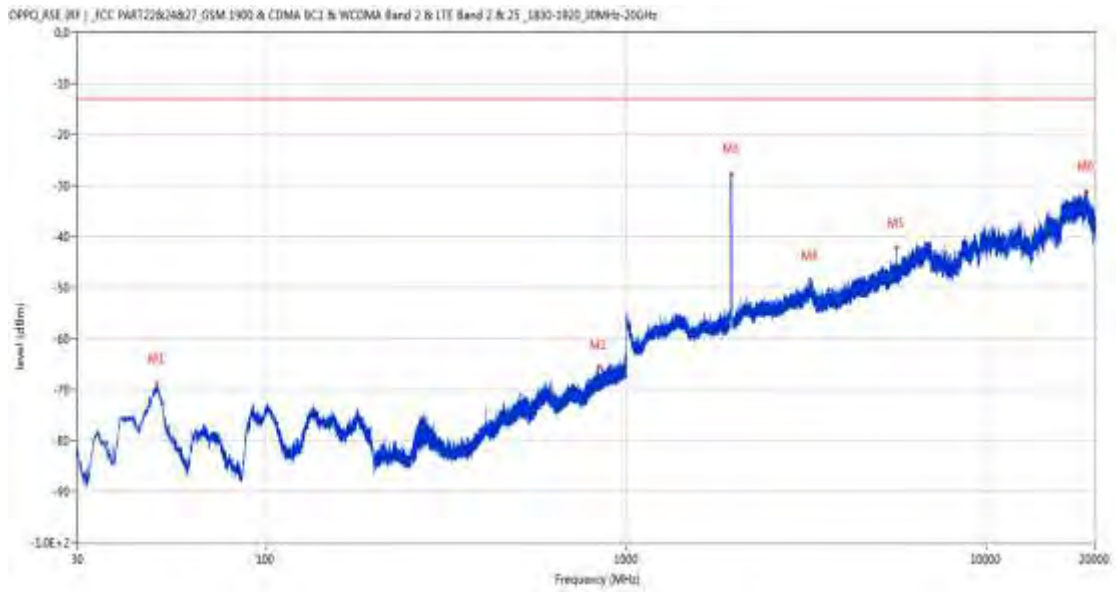
RSE-V&V LTE Band 2 BW15 CH18900



Frequency (MHz)	Result (dBm)	Factor (dB)	PK Limit (dBm)	Over Limit (dB)	Table (o)	ANT	EUT	Verdict
51.486	-69.54	-15.00	-13.0	-56.54	100.00	Vertical	Vertical	Pass
918.132	-64.47	2.61	-13.0	-51.47	67.00	Vertical	Vertical	Pass
1841.400	-49.99	-2.93	-13.0	-36.99	164.00	Vertical	Vertical	N/A
1962.900	-27.63	-3.69	-13.0	-14.63	128.00	Vertical	Vertical	N/A
5620.200	-40.59	8.99	-13.0	-27.59	18.00	Vertical	Vertical	Pass
16703.062	-30.74	26.01	-13.0	-17.74	276.00	Vertical	Vertical	Pass



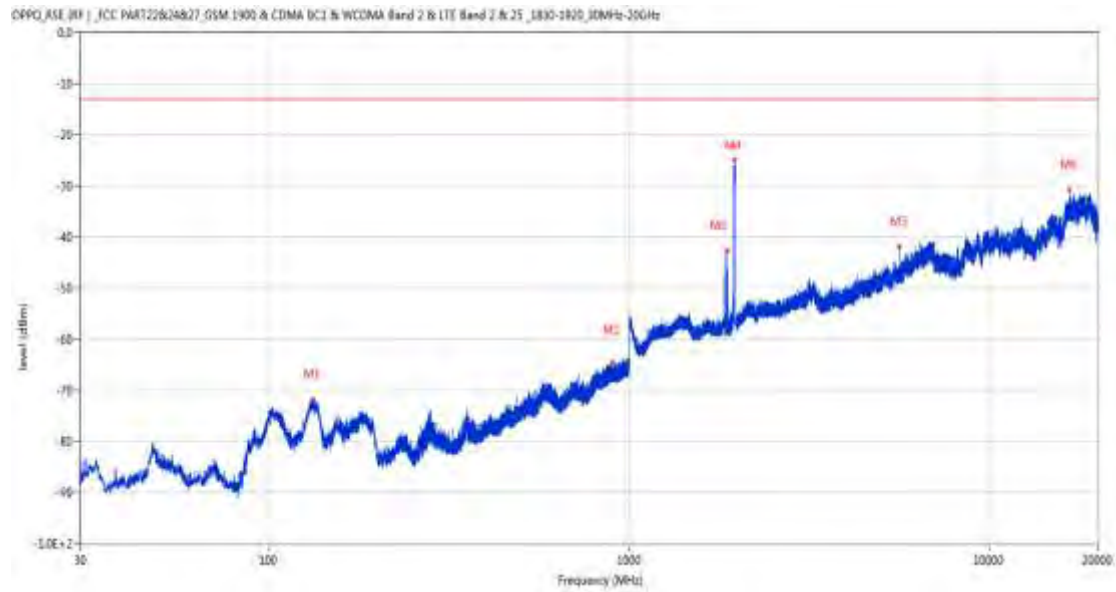
RSE-V&H LTE Band 2 BW15 CH18900



Frequency (MHz)	Result (dBm)	Factor (dB)	PK Limit (dBm)	Over Limit (dB)	Table (o)	ANT	EUT	Verdict
49.739	-69.00	-15.34	-13.0	-56.00	152.00	Vertical	Horizontal	Pass
839.319	-65.48	1.28	-13.0	-52.48	186.00	Vertical	Horizontal	Pass
1963.000	-27.72	-3.69	-13.0	-14.72	129.00	Vertical	Horizontal	N/A
3236.200	-48.67	6.60	-13.0	-35.67	206.00	Vertical	Horizontal	Pass
5620.000	-42.26	8.98	-13.0	-29.26	179.00	Vertical	Horizontal	Pass
18911.775	-31.30	25.09	-13.0	-18.30	222.00	Vertical	Horizontal	Pass

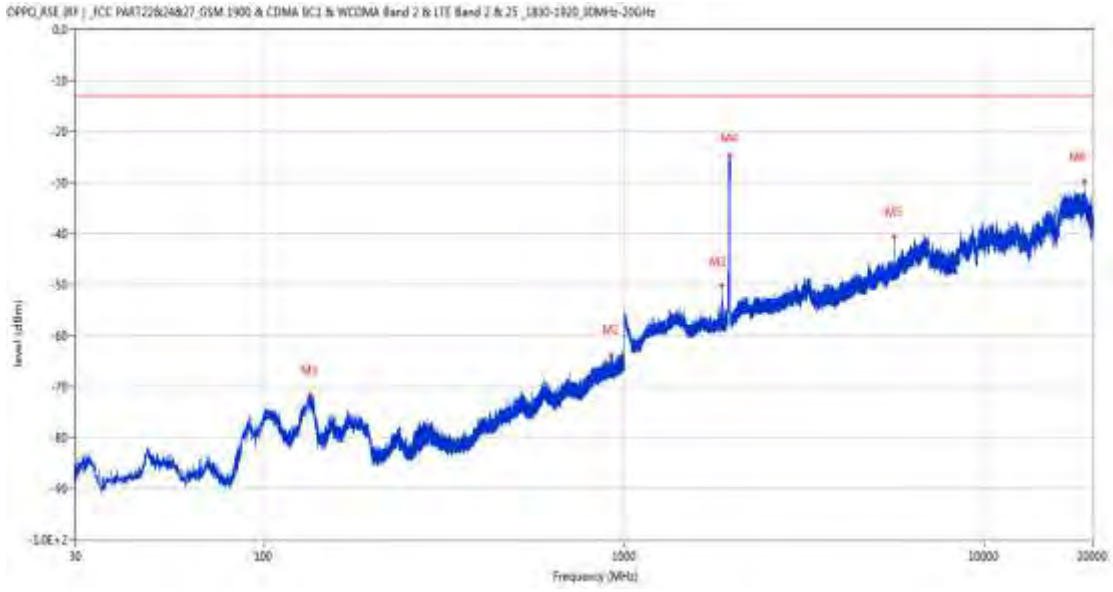
## 8.6 LTE Band 2 BW20, Middle Channel

RSE-H&H LTE Band 2 BW20 CH18900



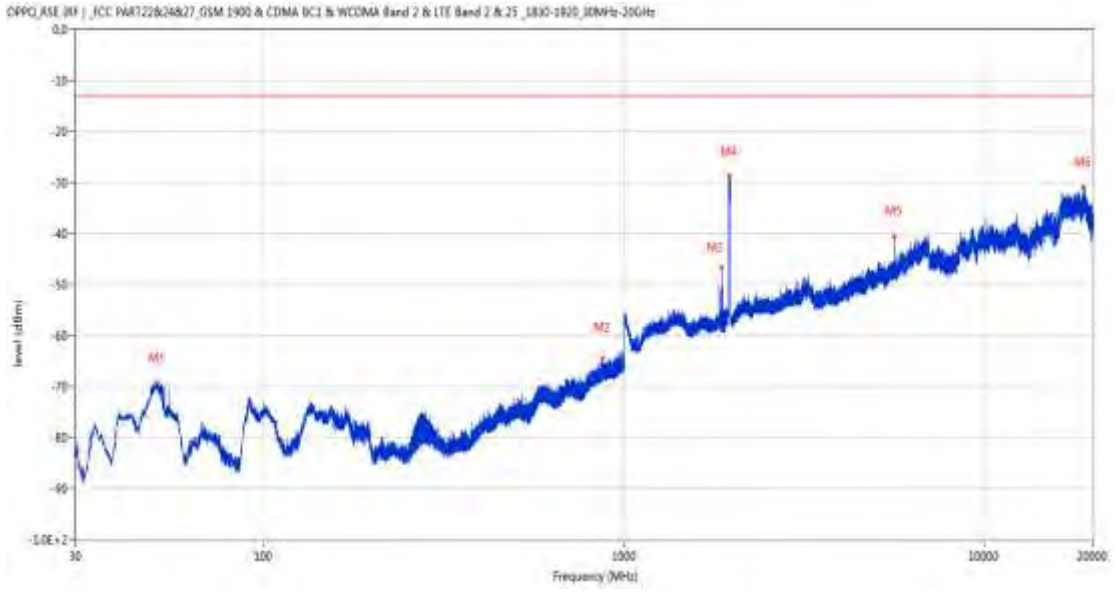
Frequency (MHz)	Result (dBm)	Factor (dB)	PK Limit (dBm)	Over Limit (dB)	Table (o)	ANT	EUT	Verdict
131.898	-71.83	-17.36	-13.0	-58.83	334.00	Horizontal	Horizontal	Pass
898.683	-64.52	2.40	-13.0	-51.52	34.00	Horizontal	Horizontal	Pass
1871.300	-42.63	-2.68	-13.0	-29.63	257.00	Horizontal	Horizontal	N/A
1965.600	-24.92	-3.80	-13.0	-11.92	170.00	Horizontal	Horizontal	N/A
5613.000	-41.91	8.77	-13.0	-28.91	214.00	Horizontal	Horizontal	Pass
16695.812	-30.81	26.24	-13.0	-17.81	268.00	Horizontal	Horizontal	Pass

RSE-H&V LTE Band 2 BW20 CH18900



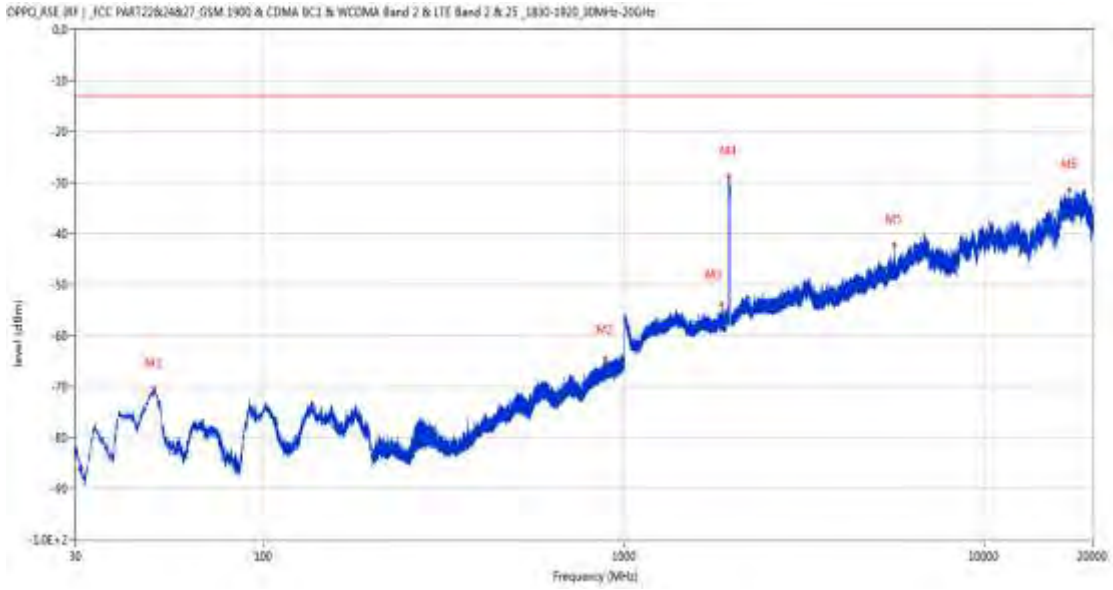
Frequency (MHz)	Result (dBm)	Factor (dB)	PK Limit (dBm)	Over Limit (dB)	Table (o)	ANT	EUT	Verdict
134.324	-71.64	-16.88	-13.0	-58.64	163.00	Horizontal	Vertical	Pass
923.516	-63.85	2.51	-13.0	-50.85	360.00	Horizontal	Vertical	Pass
1871.200	-50.16	-2.68	-13.0	-37.16	231.00	Horizontal	Vertical	N/A
1963.200	-24.75	-3.70	-13.0	-11.75	159.00	Horizontal	Vertical	N/A
5613.000	-40.70	8.77	-13.0	-27.70	4.00	Horizontal	Vertical	Pass
18940.412	-29.86	25.07	-13.0	-16.86	93.00	Horizontal	Vertical	Pass

RSE-V&V LTE Band 2 BW20 CH18900



Frequency (MHz)	Result (dBm)	Factor (dB)	PK Limit (dBm)	Over Limit (dB)	Table (o)	ANT	EUT	Verdict
50.612	-69.27	-15.12	-13.0	-56.27	150.00	Vertical	Vertical	Pass
872.833	-64.50	2.05	-13.0	-51.50	306.00	Vertical	Vertical	Pass
1871.200	-46.83	-2.68	-13.0	-33.83	231.00	Vertical	Vertical	N/A
1964.300	-28.78	-3.74	-13.0	-15.78	129.00	Vertical	Vertical	N/A
5613.400	-40.52	8.77	-13.0	-27.52	264.00	Vertical	Vertical	Pass
18793.239	-31.02	25.15	-13.0	-18.02	214.00	Vertical	Vertical	Pass

RSE-V&H LTE Band 2 BW20 CH18900

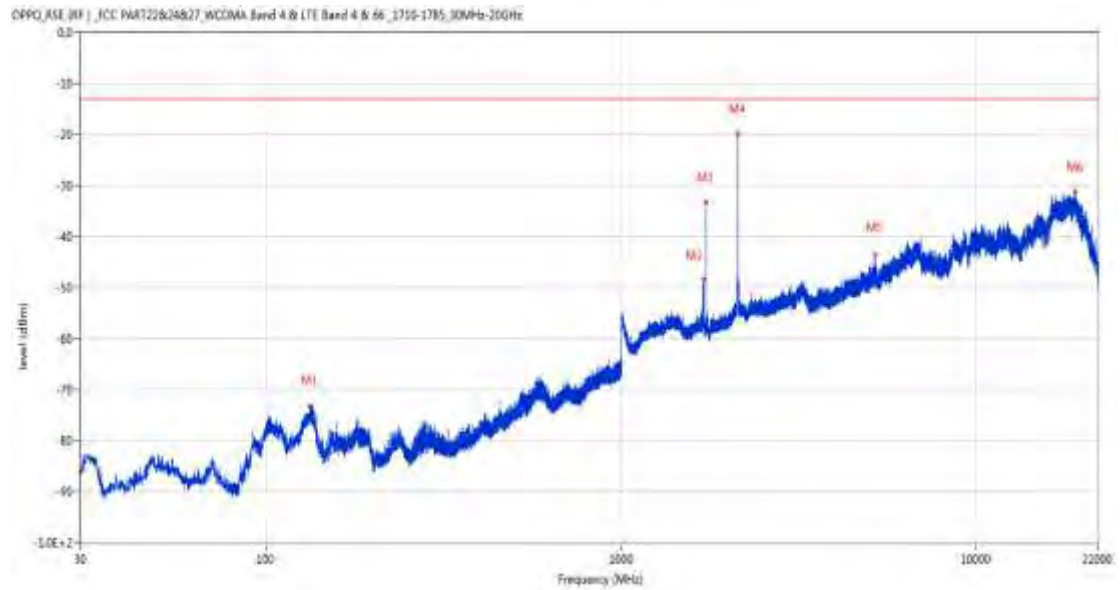


Frequency (MHz)	Result (dBm)	Factor (dB)	PK Limit (dBm)	Over Limit (dB)	Table (o)	ANT	EUT	Verdict
49.594	-70.46	-15.41	-13.0	-57.46	207.00	Vertical	Horizontal	Pass
885.977	-64.41	2.25	-13.0	-51.41	350.00	Vertical	Horizontal	Pass
1871.400	-53.93	-2.68	-13.0	-40.93	109.00	Vertical	Horizontal	N/A
1956.100	-28.81	-3.80	-13.0	-15.81	124.00	Vertical	Horizontal	N/A
5613.200	-42.22	8.77	-13.0	-29.22	208.00	Vertical	Horizontal	Pass
17228.687	-31.39	25.80	-13.0	-18.39	91.00	Vertical	Horizontal	Pass

## 9 LTE Band 4

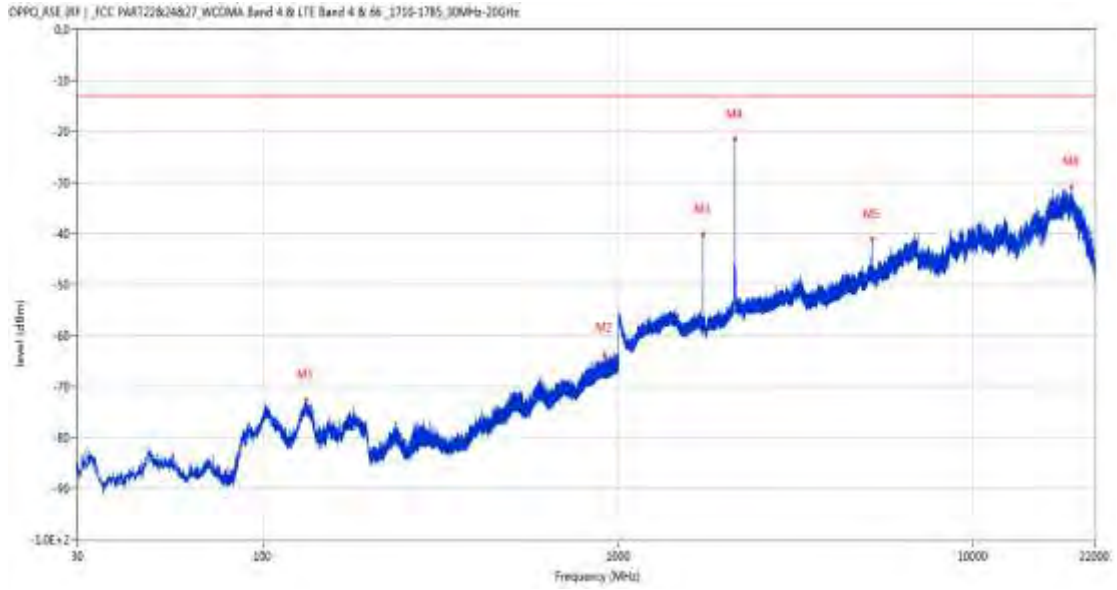
### 9.1 LTE Band 4 BW1.4, Middle Channel

RSE-H&H LTE Band 4 BW1.4 CH20175



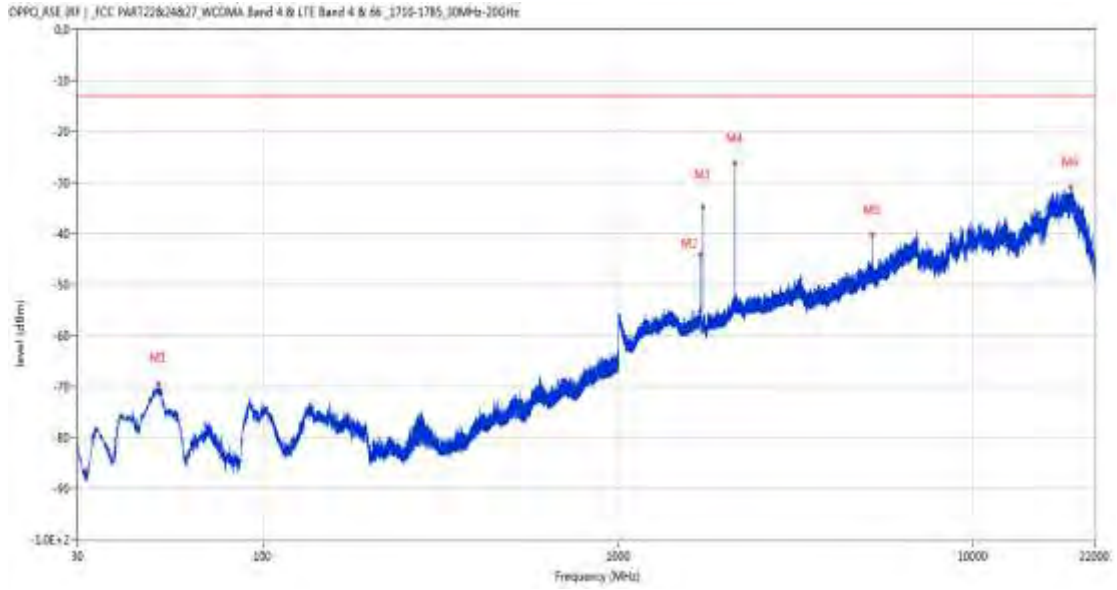
Frequency (MHz)	Result (dBm)	Factor (dB)	PK Limit (dBm)	Over Limit (dB)	Table (o)	ANT	EUT	Verdict
133.111	-73.23	-17.17	-13.0	-60.23	162.00	Horizontal	Horizontal	Pass
1701.300	-48.44	-3.32	-13.0	-35.44	226.00	Horizontal	Horizontal	Pass
1732.200	-33.34	-3.33	-13.0	-20.34	256.00	Horizontal	Horizontal	N/A
2132.400	-19.88	-1.20	-13.0	-6.88	166.00	Horizontal	Horizontal	N/A
5196.600	-43.72	7.55	-13.0	-30.72	144.00	Horizontal	Horizontal	Pass
19043.238	-31.30	25.01	-13.0	-18.30	157.00	Horizontal	Horizontal	Pass

RSE-H&V LTE Band 4 BW1.4 CH20175



Frequency (MHz)	Result (dBm)	Factor (dB)	PK Limit (dBm)	Over Limit (dB)	Table (o)	ANT	EUT	Verdict
132.480	-72.60	-17.33	-13.0	-59.60	321.00	Horizontal	Vertical	Pass
916.968	-63.93	2.49	-13.0	-50.93	359.00	Horizontal	Vertical	Pass
1732.200	-40.17	-3.33	-13.0	-27.17	27.00	Horizontal	Vertical	N/A
2132.200	-21.42	-1.20	-13.0	-8.42	174.00	Horizontal	Vertical	N/A
5196.400	-40.96	7.55	-13.0	-27.96	55.00	Horizontal	Vertical	Pass
18935.937	-30.89	25.07	-13.0	-17.89	360.00	Horizontal	Vertical	Pass

RSE-V&V LTE Band 4 BW1.4 CH20175



Frequency (MHz)	Result (dBm)	Factor (dB)	PK Limit (dBm)	Over Limit (dB)	Table (o)	ANT	EUT	Verdict
50.806	-69.32	-15.20	-13.0	-56.32	148.00	Vertical	Vertical	Pass
1702.300	-44.14	-2.96	-13.0	-31.14	273.00	Vertical	Vertical	N/A
1732.200	-34.75	-3.33	-13.0	-21.75	220.00	Vertical	Vertical	N/A
2132.700	-26.21	-1.19	-13.0	-13.21	151.00	Vertical	Vertical	N/A
5196.200	-40.19	7.56	-13.0	-27.19	36.00	Vertical	Vertical	Pass
18860.550	-30.90	25.11	-13.0	-17.90	97.00	Vertical	Vertical	Pass



RSE-V&H LTE Band 4 BW1.4 CH20175



Frequency (MHz)	Result (dBm)	Factor (dB)	PK Limit (dBm)	Over Limit (dB)	Table (o)	ANT	EUT	Verdict
49.788	-69.87	-15.33	-13.0	-56.87	135.00	Vertical	Horizontal	Pass
869.244	-64.08	1.94	-13.0	-51.08	8.00	Vertical	Horizontal	Pass
1732.100	-46.20	-3.32	-13.0	-33.20	311.00	Vertical	Horizontal	N/A
2132.600	-26.12	-1.19	-13.0	-13.12	155.00	Vertical	Horizontal	N/A
5196.200	-42.30	7.56	-13.0	-29.30	172.00	Vertical	Horizontal	Pass
19046.474	-31.00	25.01	-13.0	-18.00	135.00	Vertical	Horizontal	Pass

## 9.2 LTE Band 4 BW3, Middle Channel

RSE-H&H LTE Band 4 BW3 CH20175



Frequency (MHz)	Result (dBm)	Factor (dB)	PK Limit (dBm)	Over Limit (dB)	Table (o)	ANT	EUT	Verdict
137.767	-73.95	-16.29	-13.0	-60.95	156.00	Horizontal	Horizontal	Pass
1731.400	-35.40	-3.32	-13.0	-22.40	248.00	Horizontal	Horizontal	N/A
2133.100	-22.55	-1.19	-13.0	-9.55	166.00	Horizontal	Horizontal	N/A
5194.200	-43.99	7.58	-13.0	-30.99	150.00	Horizontal	Horizontal	Pass
12243.138	-37.16	18.01	-13.0	-24.16	32.00	Horizontal	Horizontal	Pass
19040.926	-31.52	25.01	-13.0	-18.52	119.00	Horizontal	Horizontal	Pass

RSE-H&V LTE Band 4 BW3 CH20175



Frequency (MHz)	Result (dBm)	Factor (dB)	PK Limit (dBm)	Over Limit (dB)	Table (o)	ANT	EUT	Verdict
127.970	-74.94	-18.30	-13.0	-61.94	284.00	Horizontal	Vertical	Pass
1731.500	-42.12	-3.32	-13.0	-29.12	35.00	Horizontal	Vertical	N/A
2131.900	-22.28	-1.20	-13.0	-9.28	171.00	Horizontal	Vertical	N/A
5193.400	-42.11	7.59	-13.0	-29.11	56.00	Horizontal	Vertical	Pass
6798.400	-40.18	13.11	-13.0	-27.18	56.00	Horizontal	Vertical	Pass
18051.176	-31.38	25.56	-13.0	-18.38	329.00	Horizontal	Vertical	Pass

RSE-V&V LTE Band 4 BW3 CH20175



Frequency (MHz)	Result (dBm)	Factor (dB)	PK Limit (dBm)	Over Limit (dB)	Table (o)	ANT	EUT	Verdict
52.116	-71.18	-15.08	-13.0	-58.18	287.00	Vertical	Vertical	Pass
1731.500	-37.01	-3.32	-13.0	-24.01	218.00	Vertical	Vertical	N/A
2132.300	-26.75	-1.20	-13.0	-13.75	229.00	Vertical	Vertical	N/A
5193.800	-42.10	7.58	-13.0	-29.10	49.00	Vertical	Vertical	Pass
10362.599	-36.69	19.04	-13.0	-23.69	51.00	Vertical	Vertical	Pass
19054.801	-30.27	25.01	-13.0	-17.27	327.00	Vertical	Vertical	Pass

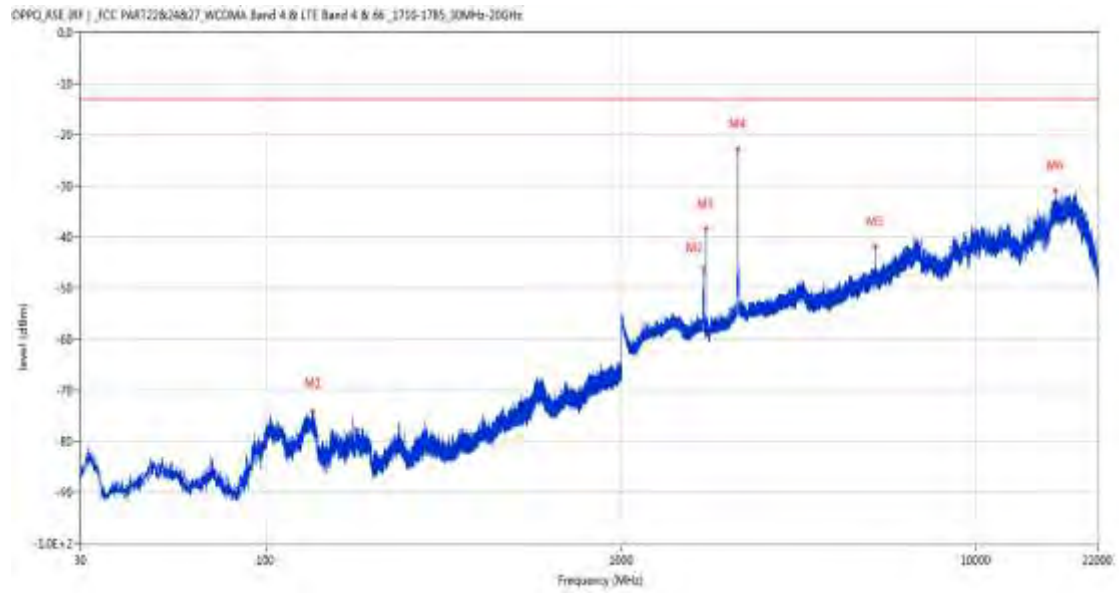
RSE-V&H LTE Band 4 BW3 CH20175



Frequency (MHz)	Result (dBm)	Factor (dB)	PK Limit (dBm)	Over Limit (dB)	Table (o)	ANT	EUT	Verdict
51.097	-70.78	-15.19	-13.0	-57.78	125.00	Vertical	Horizontal	Pass
1731.300	-47.11	-3.31	-13.0	-34.11	314.00	Vertical	Horizontal	N/A
2133.300	-26.79	-1.18	-13.0	-13.79	162.00	Vertical	Horizontal	N/A
5193.600	-42.93	7.58	-13.0	-29.93	284.00	Vertical	Horizontal	Pass
10334.137	-37.55	19.36	-13.0	-24.55	68.00	Vertical	Horizontal	Pass
18916.975	-31.25	25.08	-13.0	-18.25	245.00	Vertical	Horizontal	Pass

### 9.3 LTE Band 4 BW5, Middle Channel

RSE-H&H LTE Band 4 BW5 CH20175



Frequency (MHz)	Result (dBm)	Factor (dB)	PK Limit (dBm)	Over Limit (dB)	Table (o)	ANT	EUT	Verdict
134.906	-74.14	-16.76	-13.0	-61.14	119.00	Horizontal	Horizontal	Pass
1700.800	-46.17	-3.51	-13.0	-33.17	230.00	Horizontal	Horizontal	N/A
1730.600	-38.40	-3.31	-13.0	-25.40	265.00	Horizontal	Horizontal	N/A
2133.200	-22.87	-1.18	-13.0	-9.87	172.00	Horizontal	Horizontal	N/A
5191.400	-41.90	7.68	-13.0	-28.90	136.00	Horizontal	Horizontal	Pass
16697.437	-30.99	26.22	-13.0	-17.99	139.00	Horizontal	Horizontal	Pass

RSE-H&V LTE Band 4 BW5 CH20175



Frequency (MHz)	Result (dBm)	Factor (dB)	PK Limit (dBm)	Over Limit (dB)	Table (o)	ANT	EUT	Verdict
133.839	-73.46	-16.98	-13.0	-60.46	171.00	Horizontal	Vertical	Pass
1730.600	-45.21	-3.31	-13.0	-32.21	207.00	Horizontal	Vertical	N/A
2131.900	-22.95	-1.20	-13.0	-9.95	159.00	Horizontal	Vertical	N/A
5191.400	-42.10	7.68	-13.0	-29.10	202.00	Horizontal	Vertical	Pass
9273.550	-38.46	16.84	-13.0	-25.46	287.00	Horizontal	Vertical	Pass
18904.488	-31.34	25.09	-13.0	-18.34	212.00	Horizontal	Vertical	Pass

RSE-V&V LTE Band 4 BW5 CH20175



Frequency (MHz)	Result (dBm)	Factor (dB)	PK Limit (dBm)	Over Limit (dB)	Table (o)	ANT	EUT	Verdict
51.243	-69.96	-15.18	-13.0	-56.96	89.00	Vertical	Vertical	Pass
1703.700	-49.52	-2.95	-13.0	-36.52	269.00	Vertical	Vertical	N/A
1730.600	-40.13	-3.31	-13.0	-27.13	282.00	Vertical	Vertical	N/A
2133.700	-29.60	-1.18	-13.0	-16.60	257.00	Vertical	Vertical	N/A
5191.200	-41.47	7.68	-13.0	-28.47	13.00	Vertical	Vertical	Pass
18932.238	-31.40	25.07	-13.0	-18.40	233.00	Vertical	Vertical	Pass



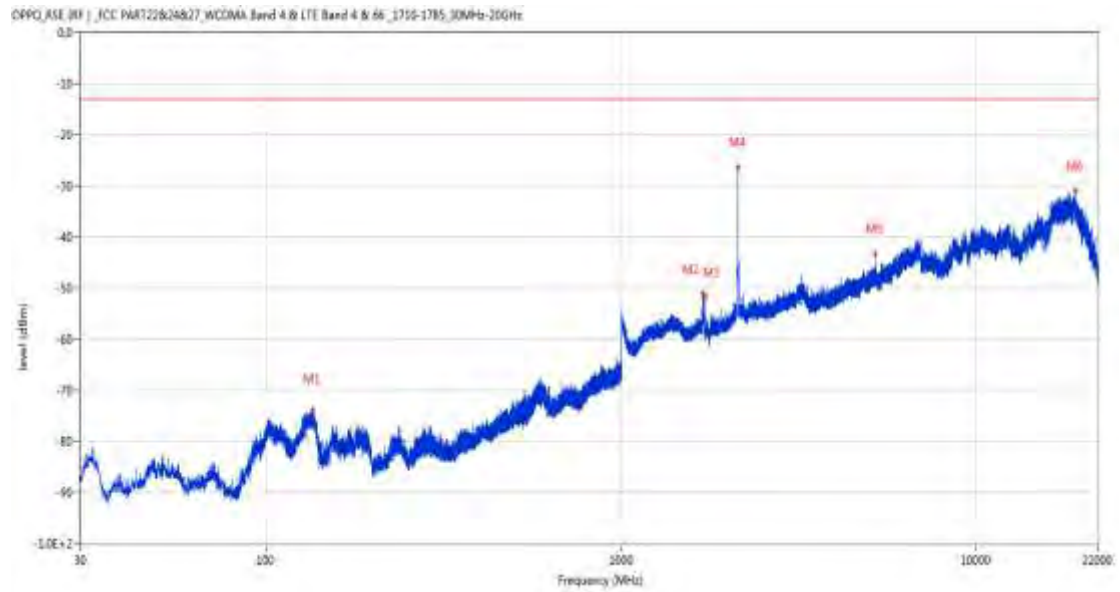
RSE-V&H LTE Band 4 BW5 CH20175



Frequency (MHz)	Result (dBm)	Factor (dB)	PK Limit (dBm)	Over Limit (dB)	Table (o)	ANT	EUT	Verdict
49.642	-72.54	-15.38	-13.0	-59.54	192.00	Vertical	Horizontal	Pass
1730.500	-50.07	-3.30	-13.0	-37.07	298.00	Vertical	Horizontal	N/A
2132.100	-30.01	-1.20	-13.0	-17.01	247.00	Vertical	Horizontal	N/A
5191.400	-41.84	7.68	-13.0	-28.84	131.00	Vertical	Horizontal	Pass
10335.287	-37.34	19.34	-13.0	-24.34	170.00	Vertical	Horizontal	Pass
18340.237	-31.04	25.40	-13.0	-18.04	194.00	Vertical	Horizontal	Pass

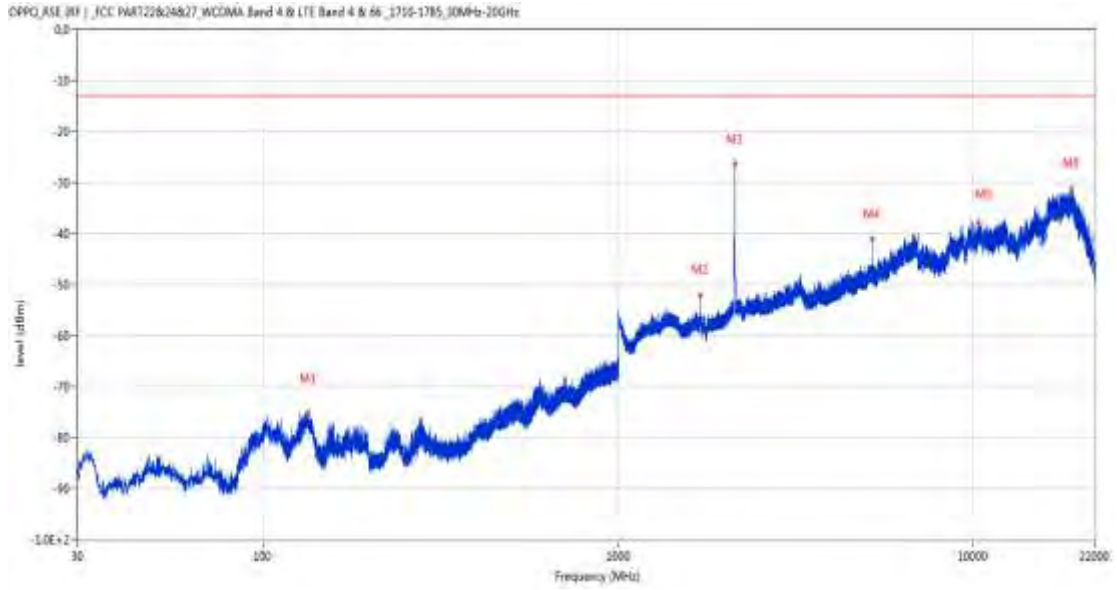
## 9.4 LTE Band 4 BW10, Middle Channel

RSE-H&H LTE Band 4 BW10 CH20175



Frequency (MHz)	Result (dBm)	Factor (dB)	PK Limit (dBm)	Over Limit (dB)	Table (o)	ANT	EUT	Verdict
135.245	-73.95	-16.73	-13.0	-60.95	185.00	Horizontal	Horizontal	Pass
1699.900	-50.95	-3.78	-13.0	-37.95	246.00	Horizontal	Horizontal	N/A
1728.300	-51.54	-3.27	-13.0	-38.54	246.00	Horizontal	Horizontal	N/A
2130.500	-26.32	-1.14	-13.0	-13.32	158.00	Horizontal	Horizontal	N/A
5184.600	-43.26	7.62	-13.0	-30.26	157.00	Horizontal	Horizontal	Pass
19053.412	-31.09	25.01	-13.0	-18.09	46.00	Horizontal	Horizontal	Pass

RSE-H&V LTE Band 4 BW10 CH20175



Frequency (MHz)	Result (dBm)	Factor (dB)	PK Limit (dBm)	Over Limit (dB)	Table (o)	ANT	EUT	Verdict
133.645	-75.08	-17.03	-13.0	-62.08	265.00	Horizontal	Vertical	Pass
1701.300	-52.14	-3.32	-13.0	-39.14	176.00	Horizontal	Vertical	N/A
2133.200	-26.41	-1.18	-13.0	-13.41	176.00	Horizontal	Vertical	N/A
5184.600	-41.12	7.62	-13.0	-28.12	56.00	Horizontal	Vertical	Pass
10330.974	-37.75	19.41	-13.0	-24.75	203.00	Horizontal	Vertical	Pass
18942.876	-31.29	25.07	-13.0	-18.29	0.00	Horizontal	Vertical	Pass

RSE-V&V LTE Band 4 BW10 CH20175



Frequency (MHz)	Result (dBm)	Factor (dB)	PK Limit (dBm)	Over Limit (dB)	Table (o)	ANT	EUT	Verdict
50.467	-70.37	-15.22	-13.0	-57.37	54.00	Vertical	Vertical	Pass
1703.400	-48.43	-2.95	-13.0	-35.43	222.00	Vertical	Vertical	N/A
2129.500	-31.76	-1.07	-13.0	-18.76	138.00	Vertical	Vertical	N/A
5184.400	-40.29	7.62	-13.0	-27.29	36.00	Vertical	Vertical	Pass
10582.250	-37.67	18.84	-13.0	-24.67	70.00	Vertical	Vertical	Pass
18902.637	-31.47	25.09	-13.0	-18.47	360.00	Vertical	Vertical	Pass

RSE-V&H LTE Band 4 BW10 CH20175



Frequency (MHz)	Result (dBm)	Factor (dB)	PK Limit (dBm)	Over Limit (dB)	Table (o)	ANT	EUT	Verdict
50.758	-73.05	-15.20	-13.0	-60.05	169.00	Vertical	Horizontal	Pass
1388.200	-54.83	-3.15	-13.0	-41.83	273.00	Vertical	Horizontal	Pass
2128.900	-32.13	-1.06	-13.0	-19.13	163.00	Vertical	Horizontal	N/A
5184.400	-42.47	7.62	-13.0	-29.47	284.00	Vertical	Horizontal	Pass
10396.237	-37.49	19.26	-13.0	-24.49	285.00	Vertical	Horizontal	Pass
18065.975	-31.47	25.55	-13.0	-18.47	0.00	Vertical	Horizontal	Pass

## 9.5 LTE Band 4 BW15, Middle Channel

RSE-H&H LTE Band 4 BW15 CH20175



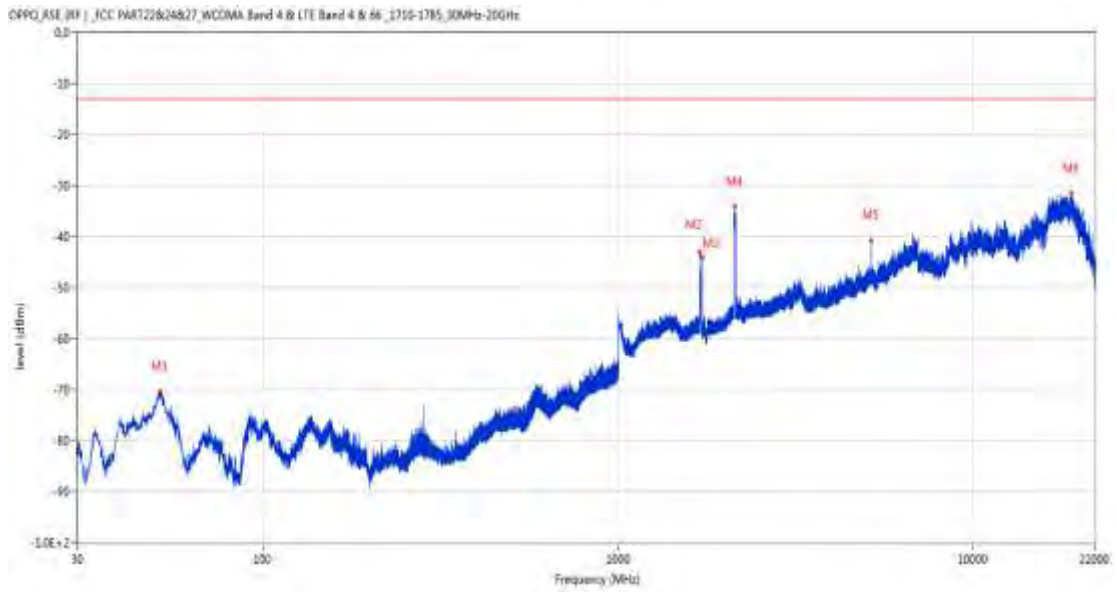
Frequency (MHz)	Result (dBm)	Factor (dB)	PK Limit (dBm)	Over Limit (dB)	Table (o)	ANT	EUT	Verdict
129.716	-74.28	-17.99	-13.0	-61.28	295.00	Horizontal	Horizontal	Pass
1699.400	-42.75	-3.88	-13.0	-29.75	268.00	Horizontal	Horizontal	N/A
1726.000	-42.65	-3.24	-13.0	-29.65	268.00	Horizontal	Horizontal	N/A
2137.400	-28.65	-1.15	-13.0	-15.65	178.00	Horizontal	Horizontal	N/A
5177.200	-43.85	7.55	-13.0	-30.85	138.00	Horizontal	Horizontal	Pass
18968.312	-31.66	25.05	-13.0	-18.66	281.00	Horizontal	Horizontal	Pass

RSE-H&V LTE Band 4 BW15 CH20175



Frequency (MHz)	Result (dBm)	Factor (dB)	PK Limit (dBm)	Over Limit (dB)	Table (o)	ANT	EUT	Verdict
137.476	-73.52	-16.36	-13.0	-60.52	161.00	Horizontal	Vertical	Pass
1699.300	-47.77	-3.90	-13.0	-34.77	210.00	Horizontal	Vertical	N/A
1726.100	-48.60	-3.25	-13.0	-35.60	0.00	Horizontal	Vertical	N/A
2129.000	-28.10	-1.06	-13.0	-15.10	149.00	Horizontal	Vertical	N/A
5177.600	-41.96	7.57	-13.0	-28.96	86.00	Horizontal	Vertical	Pass
18173.739	-31.12	25.49	-13.0	-18.12	282.00	Horizontal	Vertical	Pass

RSE-V&V LTE Band 4 BW15 CH20175



Frequency (MHz)	Result (dBm)	Factor (dB)	PK Limit (dBm)	Over Limit (dB)	Table (o)	ANT	EUT	Verdict
51.389	-70.41	-15.16	-13.0	-57.41	119.00	Vertical	Vertical	Pass
1699.400	-43.07	-3.88	-13.0	-30.07	308.00	Vertical	Vertical	N/A
1726.100	-44.01	-3.25	-13.0	-31.01	245.00	Vertical	Vertical	N/A
2128.500	-34.14	-1.06	-13.0	-21.14	183.00	Vertical	Vertical	N/A
5177.400	-40.92	7.56	-13.0	-27.92	18.00	Vertical	Vertical	Pass
18913.276	-31.43	25.08	-13.0	-18.43	311.00	Vertical	Vertical	Pass



RSE-V&H LTE Band 4 BW15 CH20175



Frequency (MHz)	Result (dBm)	Factor (dB)	PK Limit (dBm)	Over Limit (dB)	Table (o)	ANT	EUT	Verdict
50.564	-71.50	-15.22	-13.0	-58.50	362.00	Vertical	Horizontal	Pass
1699.100	-53.44	-3.94	-13.0	-40.44	141.00	Vertical	Horizontal	N/A
1725.900	-52.79	-3.24	-13.0	-39.79	299.00	Vertical	Horizontal	N/A
2138.100	-34.15	-1.11	-13.0	-21.15	141.00	Vertical	Horizontal	N/A
5177.400	-42.36	7.56	-13.0	-29.36	316.00	Vertical	Horizontal	Pass
18942.413	-31.19	25.07	-13.0	-18.19	295.00	Vertical	Horizontal	Pass

## 9.6 LTE Band 4 BW20, Middle Channel

RSE-H&H LTE Band 4 BW20 CH20175



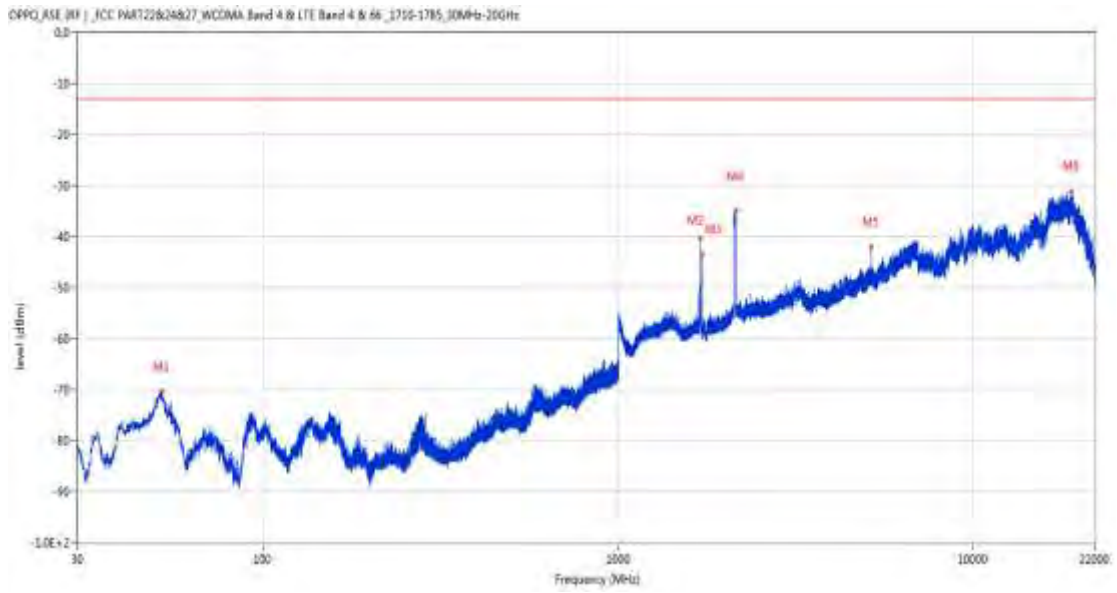
Frequency (MHz)	Result (dBm)	Factor (dB)	PK Limit (dBm)	Over Limit (dB)	Table (o)	ANT	EUT	Verdict
128.309	-73.40	-18.24	-13.0	-60.40	357.00	Horizontal	Horizontal	Pass
1705.700	-43.72	-2.98	-13.0	-30.72	251.00	Horizontal	Horizontal	N/A
1723.800	-41.31	-3.22	-13.0	-28.31	251.00	Horizontal	Horizontal	N/A
2132.200	-28.31	-1.20	-13.0	-15.31	141.00	Horizontal	Horizontal	N/A
5112.200	-44.92	7.55	-13.0	-31.92	66.00	Horizontal	Horizontal	Pass
18911.427	-30.83	25.09	-13.0	-17.83	360.00	Horizontal	Horizontal	Pass

RSE-H&V LTE Band 4 BW20 CH20175



Frequency (MHz)	Result (dBm)	Factor (dB)	PK Limit (dBm)	Over Limit (dB)	Table (o)	ANT	EUT	Verdict
127.679	-73.82	-18.34	-13.0	-60.82	290.00	Horizontal	Vertical	Pass
1701.200	-48.36	-3.36	-13.0	-35.36	66.00	Horizontal	Vertical	N/A
1723.700	-47.36	-3.21	-13.0	-34.36	240.00	Horizontal	Vertical	N/A
2138.400	-29.96	-1.09	-13.0	-16.96	203.00	Horizontal	Vertical	N/A
5170.800	-42.08	7.64	-13.0	-29.08	72.00	Horizontal	Vertical	Pass
18941.026	-30.29	25.07	-13.0	-17.29	50.00	Horizontal	Vertical	Pass

RSE-V&V LTE Band 4 BW20 CH20175



Frequency (MHz)	Result (dBm)	Factor (dB)	PK Limit (dBm)	Over Limit (dB)	Table (o)	ANT	EUT	Verdict
51.776	-70.48	-15.12	-13.0	-57.48	169.00	Vertical	Vertical	Pass
1702.200	-40.49	-2.99	-13.0	-27.49	166.00	Vertical	Vertical	N/A
1723.800	-43.46	-3.22	-13.0	-30.46	265.00	Vertical	Vertical	N/A
2139.500	-34.98	-1.01	-13.0	-21.98	199.00	Vertical	Vertical	N/A
5171.000	-42.11	7.63	-13.0	-29.11	42.00	Vertical	Vertical	Pass
18942.876	-31.19	25.07	-13.0	-18.19	230.00	Vertical	Vertical	Pass

RSE-V&H LTE Band 4 BW20 CH20175

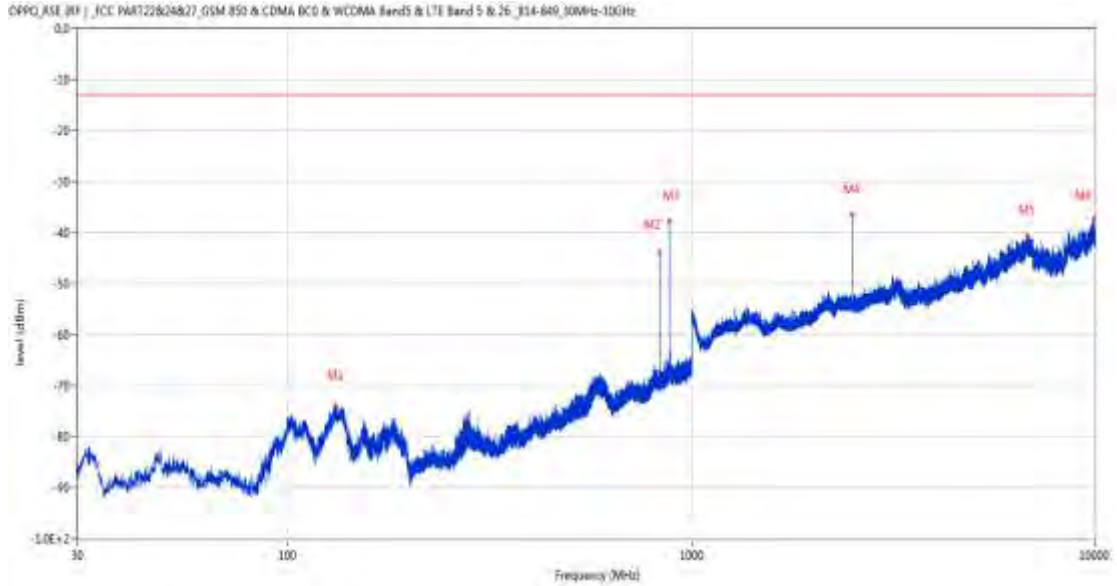


Frequency (MHz)	Result (dBm)	Factor (dB)	PK Limit (dBm)	Over Limit (dB)	Table (o)	ANT	EUT	Verdict
51.097	-71.72	-15.19	-13.0	-58.72	148.00	Vertical	Horizontal	Pass
1697.200	-49.03	-4.13	-13.0	-36.03	322.00	Vertical	Horizontal	N/A
2135.000	-33.97	-1.21	-13.0	-20.97	226.00	Vertical	Horizontal	N/A
5170.600	-41.41	7.65	-13.0	-28.41	288.00	Vertical	Horizontal	Pass
10329.250	-37.48	19.43	-13.0	-24.48	40.00	Vertical	Horizontal	Pass
18920.212	-31.61	25.08	-13.0	-18.61	277.00	Vertical	Horizontal	Pass

## 10 LTE Band 5

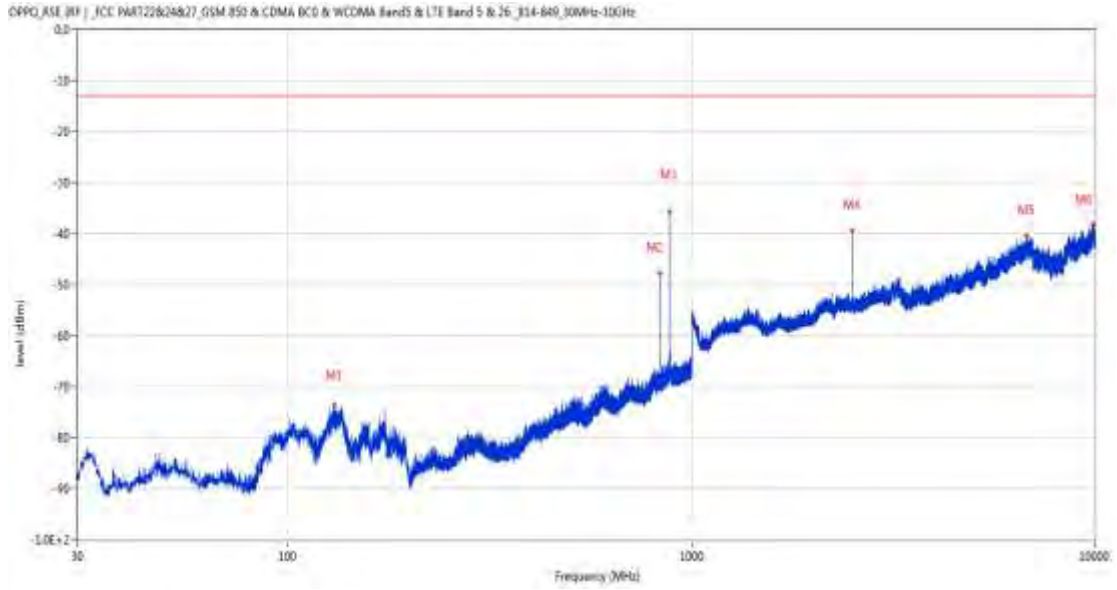
### 10.1 LTE Band 5 BW1.4, Middle Channel

RSE-H&H LTE Band 5 BW1.4 CH20525



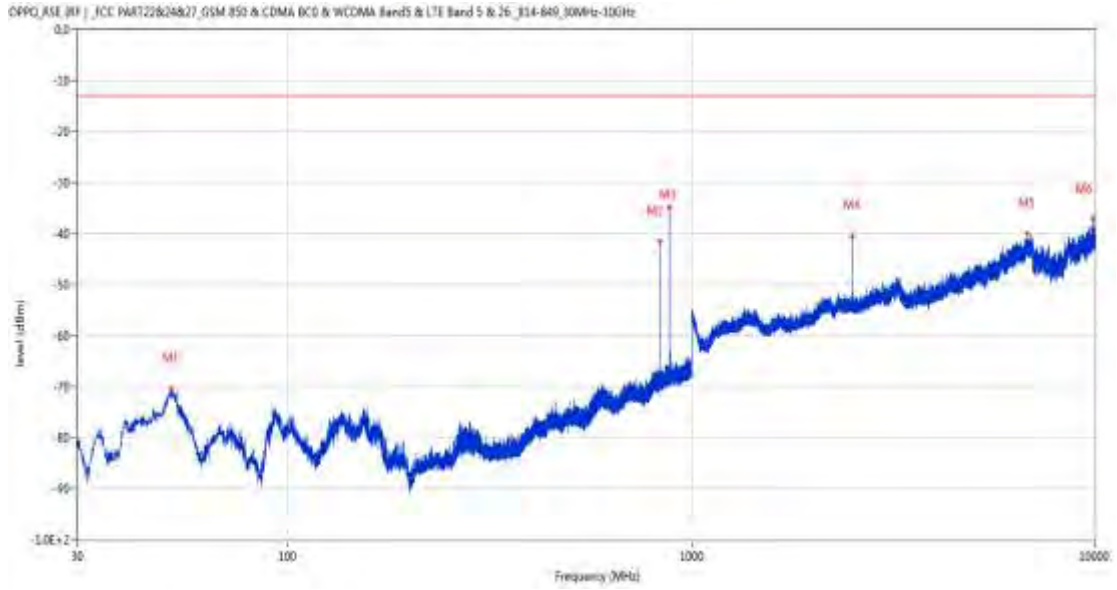
Frequency (MHz)	Result (dBm)	Factor (dB)	PK Limit (dBm)	Over Limit (dB)	Table (o)	ANT	EUT	Verdict
130.783	-73.84	-17.68	-13.0	-60.84	278.00	Horizontal	Horizontal	Pass
836.119	-43.79	2.17	-13.0	-30.79	-2.00	Horizontal	Horizontal	N/A
881.903	-37.83	2.76	-13.0	-24.83	331.00	Horizontal	Horizontal	N/A
2508.300	-36.53	0.00	-13.0	-23.53	288.00	Horizontal	Horizontal	Pass
6804.600	-40.67	13.12	-13.0	-27.67	1.00	Horizontal	Horizontal	Pass
9940.300	-37.36	19.18	-13.0	-24.36	222.00	Horizontal	Horizontal	Pass

RSE-H&V LTE Band 5 BW1.4 CH20525



Frequency (MHz)	Result (dBm)	Factor (dB)	PK Limit (dBm)	Over Limit (dB)	Table (o)	ANT	EUT	Verdict
130.249	-73.63	-17.81	-13.0	-60.63	276.00	Horizontal	Vertical	Pass
836.022	-47.77	2.17	-13.0	-34.77	276.00	Horizontal	Vertical	N/A
881.127	-35.64	2.69	-13.0	-22.64	167.00	Horizontal	Vertical	N/A
2508.300	-39.46	0.00	-13.0	-26.46	35.00	Horizontal	Vertical	Pass
6770.200	-40.45	12.57	-13.0	-27.45	156.00	Horizontal	Vertical	Pass
9907.151	-38.26	18.77	-13.0	-25.26	302.00	Horizontal	Vertical	Pass

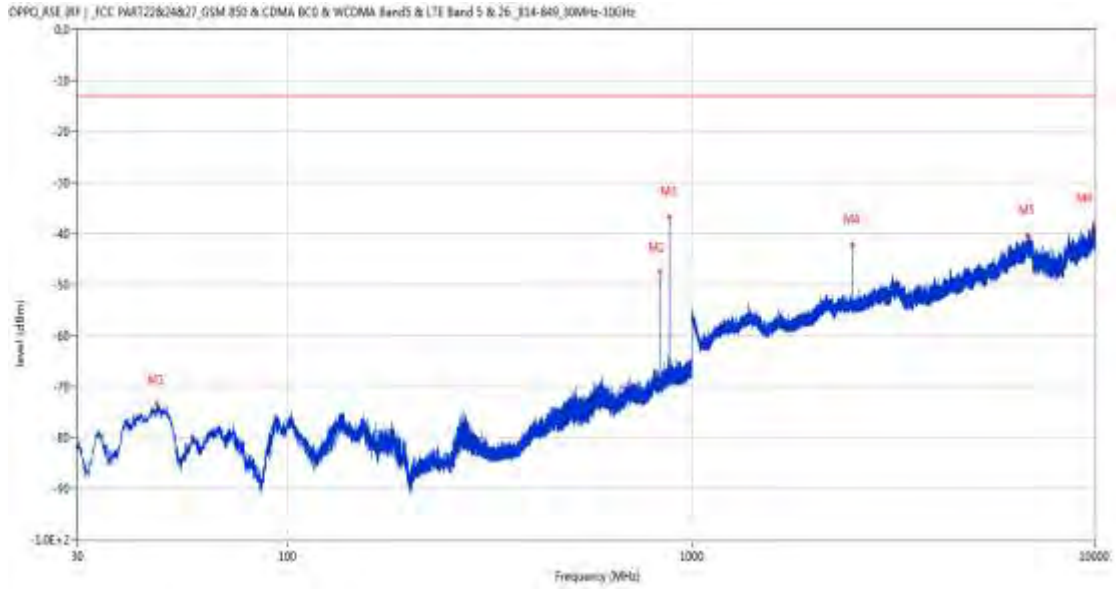
RSE-V&V LTE Band 5 BW1.4 CH20525



Frequency (MHz)	Result (dBm)	Factor (dB)	PK Limit (dBm)	Over Limit (dB)	Table (o)	ANT	EUT	Verdict
51.291	-70.41	-15.08	-13.0	-57.41	48.00	Vertical	Vertical	Pass
836.119	-41.33	2.17	-13.0	-28.33	48.00	Vertical	Vertical	N/A
881.466	-34.85	2.72	-13.0	-21.85	48.00	Vertical	Vertical	N/A
2508.100	-40.58	0.02	-13.0	-27.58	200.00	Vertical	Vertical	Pass
6796.200	-40.07	13.08	-13.0	-27.07	57.00	Vertical	Vertical	Pass
9909.850	-36.89	18.79	-13.0	-23.89	238.00	Vertical	Vertical	Pass



RSE-V&H LTE Band 5 BW1.4 CH20525



Frequency (MHz)	Result (dBm)	Factor (dB)	PK Limit (dBm)	Over Limit (dB)	Table (o)	ANT	EUT	Verdict
47.315	-73.57	-16.30	-13.0	-60.57	100.00	Vertical	Horizontal	Pass
836.022	-47.62	2.17	-13.0	-34.62	269.00	Vertical	Horizontal	N/A
881.223	-36.65	2.70	-13.0	-23.65	45.00	Vertical	Horizontal	N/A
2508.000	-42.33	0.02	-13.0	-29.33	18.00	Vertical	Horizontal	Pass
6818.800	-40.39	13.09	-13.0	-27.39	330.00	Vertical	Horizontal	Pass
9938.500	-38.26	19.15	-13.0	-25.26	150.00	Vertical	Horizontal	Pass

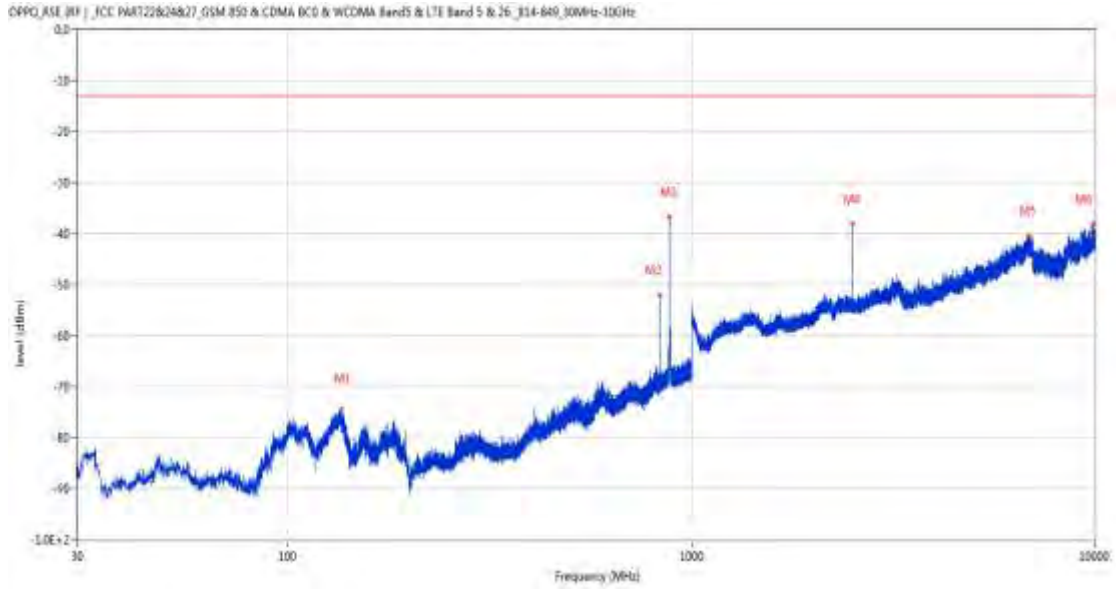
## 10.2 LTE Band 5 BW3, Middle Channel

RSE-H&H LTE Band 5 BW3 CH20525



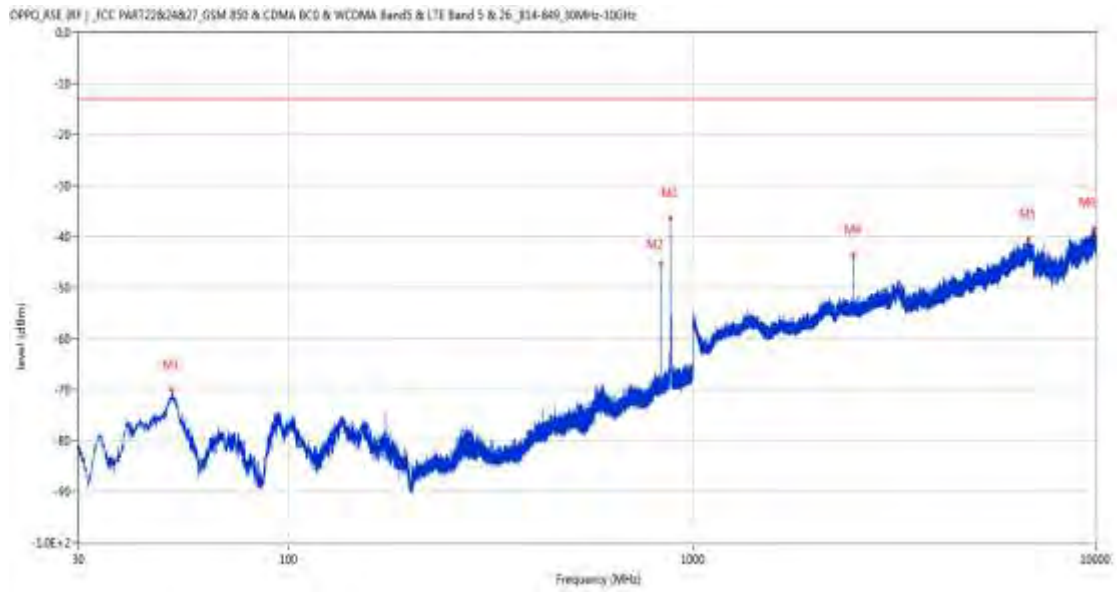
Frequency (MHz)	Result (dBm)	Factor (dB)	PK Limit (dBm)	Over Limit (dB)	Table (o)	ANT	EUT	Verdict
133.839	-73.83	-16.92	-13.0	-60.83	161.00	Horizontal	Horizontal	Pass
835.246	-47.19	2.16	-13.0	-34.19	270.00	Horizontal	Horizontal	N/A
882.097	-35.99	2.78	-13.0	-22.99	339.00	Horizontal	Horizontal	N/A
2505.800	-37.59	-0.07	-13.0	-24.59	284.00	Horizontal	Horizontal	Pass
6997.400	-39.99	13.94	-13.0	-26.99	129.00	Horizontal	Horizontal	Pass
9918.250	-38.45	18.88	-13.0	-25.45	181.00	Horizontal	Horizontal	Pass

RSE-H&V LTE Band 5 BW3 CH20525



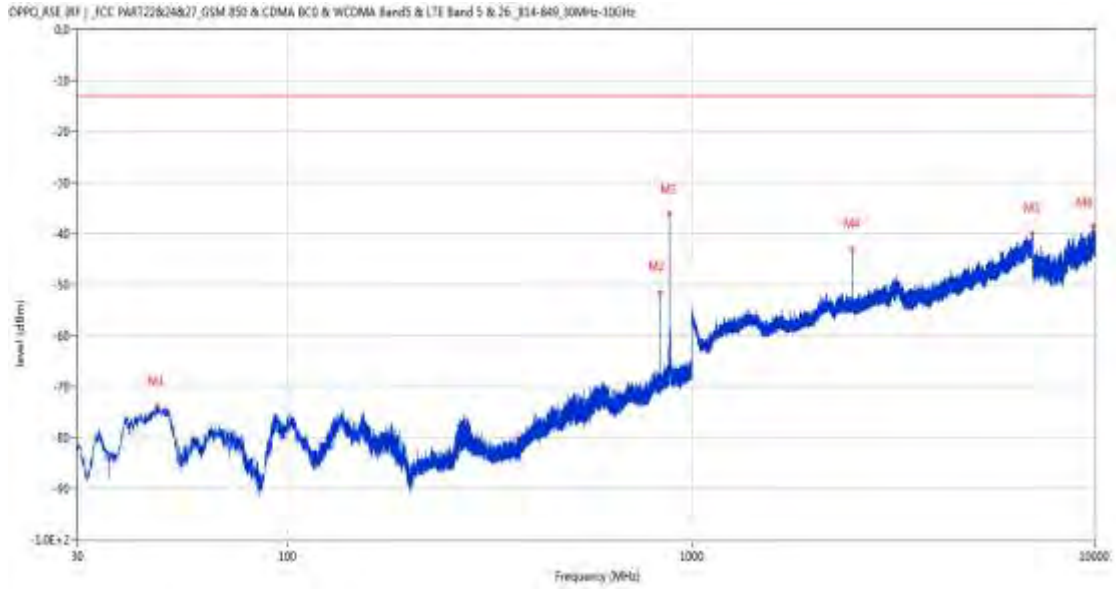
Frequency (MHz)	Result (dBm)	Factor (dB)	PK Limit (dBm)	Over Limit (dB)	Table (o)	ANT	EUT	Verdict
135.730	-74.40	-16.67	-13.0	-61.40	141.00	Horizontal	Vertical	Pass
835.294	-52.06	2.16	-13.0	-39.06	299.00	Horizontal	Vertical	N/A
881.417	-36.75	2.72	-13.0	-23.75	129.00	Horizontal	Vertical	N/A
2505.800	-38.23	-0.07	-13.0	-25.23	200.00	Horizontal	Vertical	Pass
6836.200	-40.67	12.50	-13.0	-27.67	245.00	Horizontal	Vertical	Pass
9904.750	-38.23	18.75	-13.0	-25.23	113.00	Horizontal	Vertical	Pass

RSE-V&V LTE Band 5 BW3 CH20525



Frequency (MHz)	Result (dBm)	Factor (dB)	PK Limit (dBm)	Over Limit (dB)	Table (o)	ANT	EUT	Verdict
51.001	-70.10	-15.12	-13.0	-57.10	162.00	Vertical	Vertical	Pass
835.294	-45.41	2.16	-13.0	-32.41	116.00	Vertical	Vertical	N/A
881.078	-36.25	2.69	-13.0	-23.25	59.00	Vertical	Vertical	N/A
2505.900	-43.71	-0.06	-13.0	-30.71	200.00	Vertical	Vertical	Pass
6796.000	-40.47	13.08	-13.0	-27.47	214.00	Vertical	Vertical	Pass
9904.451	-38.43	18.74	-13.0	-25.43	29.00	Vertical	Vertical	Pass

RSE-V&H LTE Band 5 BW3 CH20525



Frequency (MHz)	Result (dBm)	Factor (dB)	PK Limit (dBm)	Over Limit (dB)	Table (o)	ANT	EUT	Verdict
47.120	-73.94	-16.35	-13.0	-60.94	146.00	Vertical	Horizontal	Pass
835.294	-51.62	2.16	-13.0	-38.62	271.00	Vertical	Horizontal	N/A
882.097	-36.19	2.78	-13.0	-23.19	54.00	Vertical	Horizontal	N/A
2505.900	-42.97	-0.06	-13.0	-29.97	13.00	Vertical	Horizontal	Pass
6997.800	-39.95	13.96	-13.0	-26.95	249.00	Vertical	Horizontal	Pass
9879.400	-38.67	18.27	-13.0	-25.67	47.00	Vertical	Horizontal	Pass

### 10.3 LTE Band 5 BW5, Middle Channel

RSE-H&H LTE Band 5 BW5 CH20525



Frequency (MHz)	Result (dBm)	Factor (dB)	PK Limit (dBm)	Over Limit (dB)	Table (o)	ANT	EUT	Verdict
127.873	-74.13	-18.26	-13.0	-61.13	307.00	Horizontal	Horizontal	Pass
834.421	-58.65	2.15	-13.0	-45.65	-2.00	Horizontal	Horizontal	N/A
880.011	-35.97	2.59	-13.0	-22.97	337.00	Horizontal	Horizontal	N/A
2503.200	-38.06	-0.17	-13.0	-25.06	281.00	Horizontal	Horizontal	Pass
6996.600	-40.47	13.88	-13.0	-27.47	215.00	Horizontal	Horizontal	Pass
9935.350	-37.62	19.11	-13.0	-24.62	280.00	Horizontal	Horizontal	Pass

RSE-H&V LTE Band 5 BW5 CH20525



Frequency (MHz)	Result (dBm)	Factor (dB)	PK Limit (dBm)	Over Limit (dB)	Table (o)	ANT	EUT	Verdict
275.070	-70.72	-13.17	-13.0	-57.72	275.00	Horizontal	Vertical	Pass
834.421	-60.94	2.15	-13.0	-47.94	292.00	Horizontal	Vertical	N/A
881.321	-36.79	2.71	-13.0	-23.79	147.00	Horizontal	Vertical	N/A
2503.100	-36.21	-0.17	-13.0	-23.21	219.00	Horizontal	Vertical	Pass
6816.200	-40.02	13.12	-13.0	-27.02	227.00	Horizontal	Vertical	Pass
9907.151	-37.18	18.77	-13.0	-24.18	66.00	Horizontal	Vertical	Pass

RSE-V&V LTE Band 5 BW5 CH20525



Frequency (MHz)	Result (dBm)	Factor (dB)	PK Limit (dBm)	Over Limit (dB)	Table (o)	ANT	EUT	Verdict
51.728	-70.47	-15.04	-13.0	-57.47	141.00	Vertical	Vertical	Pass
834.421	-55.38	2.15	-13.0	-42.38	16.00	Vertical	Vertical	N/A
883.115	-35.65	2.78	-13.0	-22.65	56.00	Vertical	Vertical	N/A
2503.100	-42.21	-0.17	-13.0	-29.21	173.00	Vertical	Vertical	Pass
6813.200	-40.30	13.15	-13.0	-27.30	143.00	Vertical	Vertical	Pass
9785.201	-38.08	18.53	-13.0	-25.08	360.00	Vertical	Vertical	Pass



RSE-V&H LTE Band 5 BW5 CH20525



Frequency (MHz)	Result (dBm)	Factor (dB)	PK Limit (dBm)	Over Limit (dB)	Table (o)	ANT	EUT	Verdict
48.236	-72.40	-16.01	-13.0	-59.40	120.00	Vertical	Horizontal	Pass
834.372	-60.31	2.15	-13.0	-47.31	219.00	Vertical	Horizontal	N/A
879.817	-34.92	2.59	-13.0	-21.92	57.00	Vertical	Horizontal	N/A
2503.200	-41.29	-0.17	-13.0	-28.29	11.00	Vertical	Horizontal	Pass
6994.800	-38.95	13.84	-13.0	-25.95	329.00	Vertical	Horizontal	Pass
9851.650	-38.21	18.17	-13.0	-25.21	76.00	Vertical	Horizontal	Pass

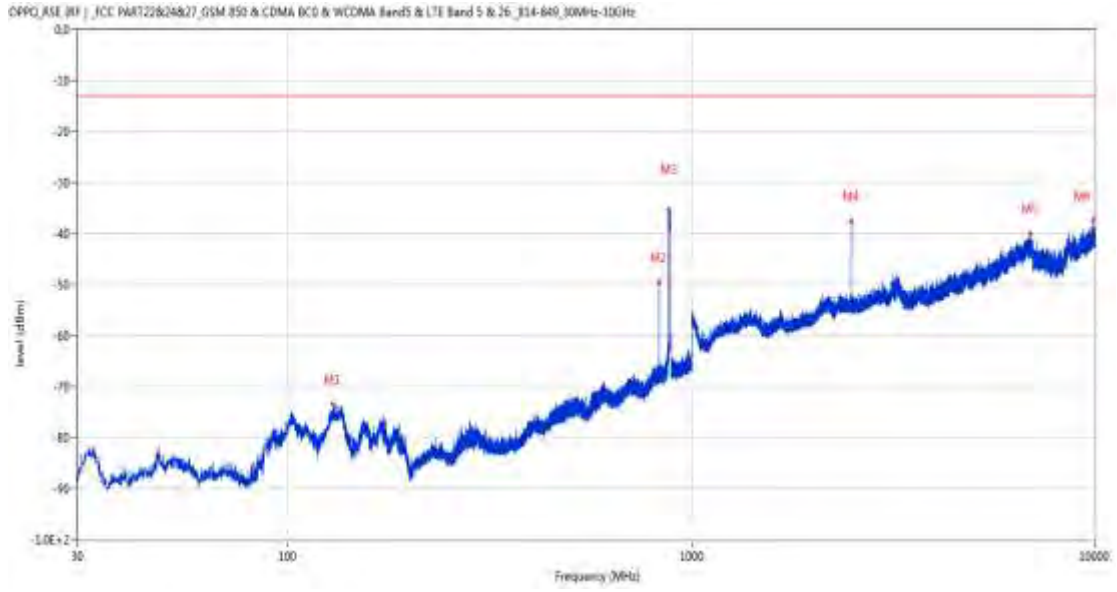
## 10.4 LTE Band 5 BW10, Middle Channel

RSE-H&H LTE Band 5 BW10 CH20525



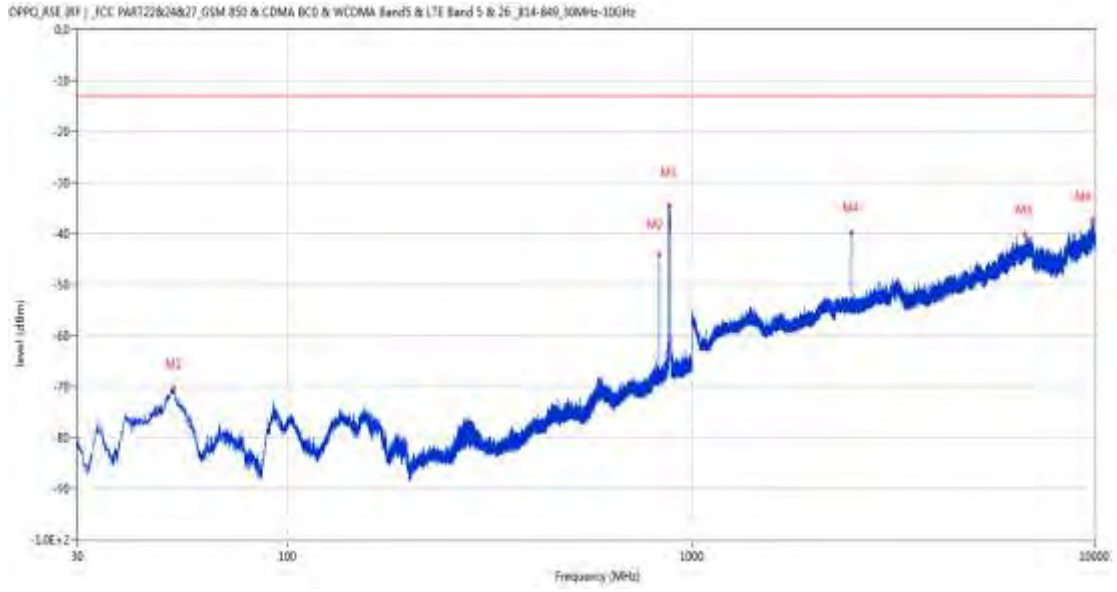
Frequency (MHz)	Result (dBm)	Factor (dB)	PK Limit (dBm)	Over Limit (dB)	Table (o)	ANT	EUT	Verdict
135.100	-73.54	-16.71	-13.0	-60.54	128.00	Horizontal	Horizontal	Pass
832.044	-49.76	2.12	-13.0	-36.76	285.00	Horizontal	Horizontal	N/A
877.295	-34.80	2.58	-13.0	-21.80	341.00	Horizontal	Horizontal	N/A
2496.600	-41.75	-0.24	-13.0	-28.75	86.00	Horizontal	Horizontal	Pass
6794.400	-39.71	12.98	-13.0	-26.71	188.00	Horizontal	Horizontal	Pass
9989.800	-37.50	18.61	-13.0	-24.50	114.00	Horizontal	Horizontal	Pass

RSE-H&V LTE Band 5 BW10 CH20525



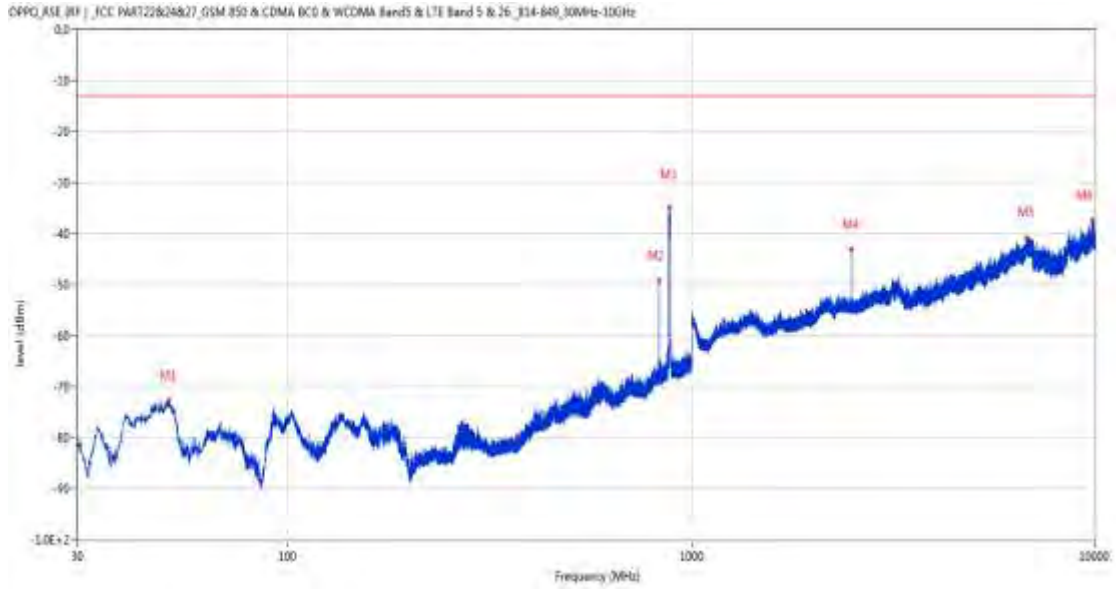
Frequency (MHz)	Result (dBm)	Factor (dB)	PK Limit (dBm)	Over Limit (dB)	Table (o)	ANT	EUT	Verdict
129.231	-73.48	-18.01	-13.0	-60.48	316.00	Horizontal	Vertical	Pass
832.044	-49.69	2.12	-13.0	-36.69	290.00	Horizontal	Vertical	N/A
878.168	-35.30	2.61	-13.0	-22.30	342.00	Horizontal	Vertical	N/A
2496.400	-37.59	-0.26	-13.0	-24.59	217.00	Horizontal	Vertical	Pass
6912.200	-39.95	12.24	-13.0	-26.95	277.00	Horizontal	Vertical	Pass
9906.850	-37.42	18.77	-13.0	-24.42	345.00	Horizontal	Vertical	Pass

RSE-V&V LTE Band 5 BW10 CH20525



Frequency (MHz)	Result (dBm)	Factor (dB)	PK Limit (dBm)	Over Limit (dB)	Table (o)	ANT	EUT	Verdict
52.019	-70.47	-15.01	-13.0	-57.47	114.00	Vertical	Vertical	Pass
832.142	-44.08	2.12	-13.0	-31.08	114.00	Vertical	Vertical	N/A
883.212	-34.57	2.78	-13.0	-21.57	56.00	Vertical	Vertical	N/A
2496.500	-39.78	-0.25	-13.0	-26.78	175.00	Vertical	Vertical	Pass
6698.800	-40.12	11.40	-13.0	-27.12	83.00	Vertical	Vertical	Pass
9909.850	-37.44	18.79	-13.0	-24.44	113.00	Vertical	Vertical	Pass

RSE-V&H LTE Band 5 BW10 CH20525

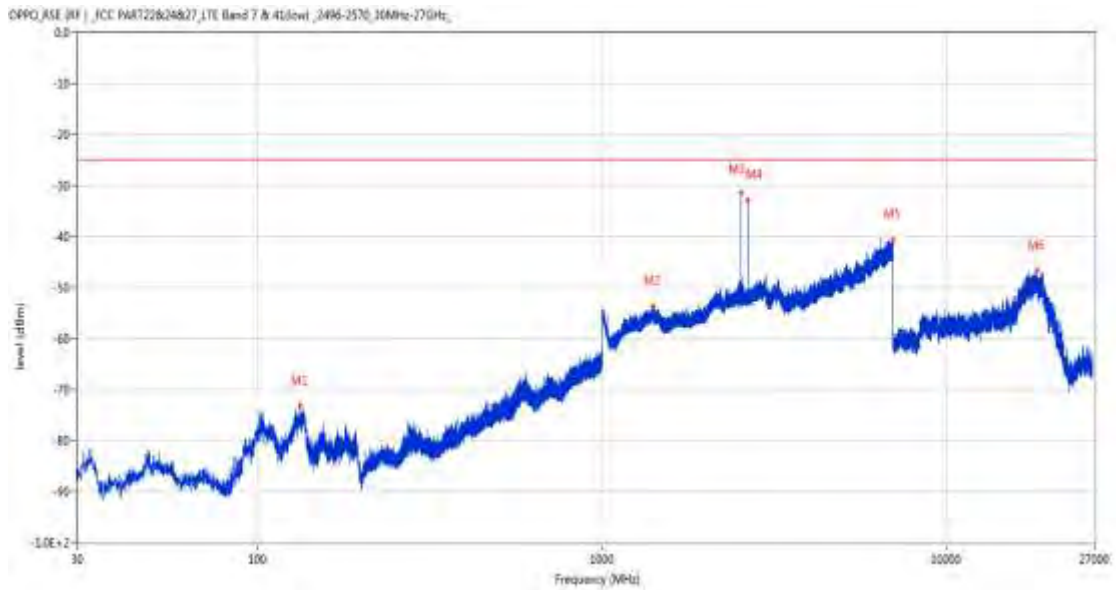


Frequency (MHz)	Result (dBm)	Factor (dB)	PK Limit (dBm)	Over Limit (dB)	Table (o)	ANT	EUT	Verdict
50.661	-72.74	-15.16	-13.0	-59.74	152.00	Vertical	Horizontal	Pass
832.142	-49.18	2.12	-13.0	-36.18	221.00	Vertical	Horizontal	N/A
881.612	-34.97	2.73	-13.0	-21.97	54.00	Vertical	Horizontal	N/A
2496.500	-43.01	-0.25	-13.0	-30.01	86.00	Vertical	Horizontal	Pass
6789.000	-40.88	12.82	-13.0	-27.88	178.00	Vertical	Horizontal	Pass
9875.651	-37.31	18.24	-13.0	-24.31	320.00	Vertical	Horizontal	Pass

## 11 LTE Band 7

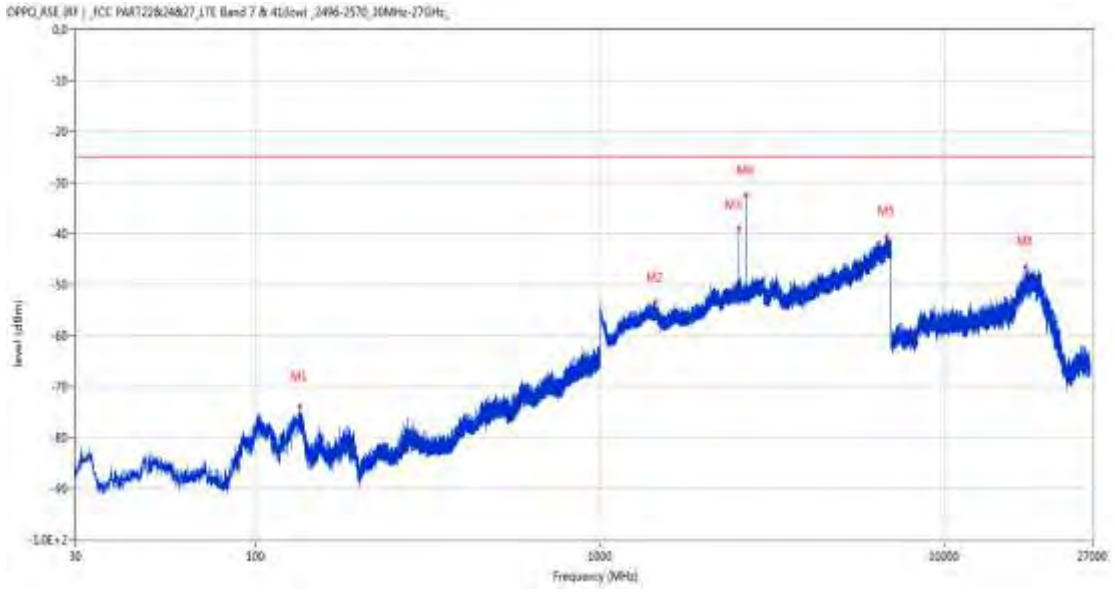
### 11.1 LTE Band 7 BW5, Middle Channel

RSE-H&H LTE Band 7 BW5 CH21100



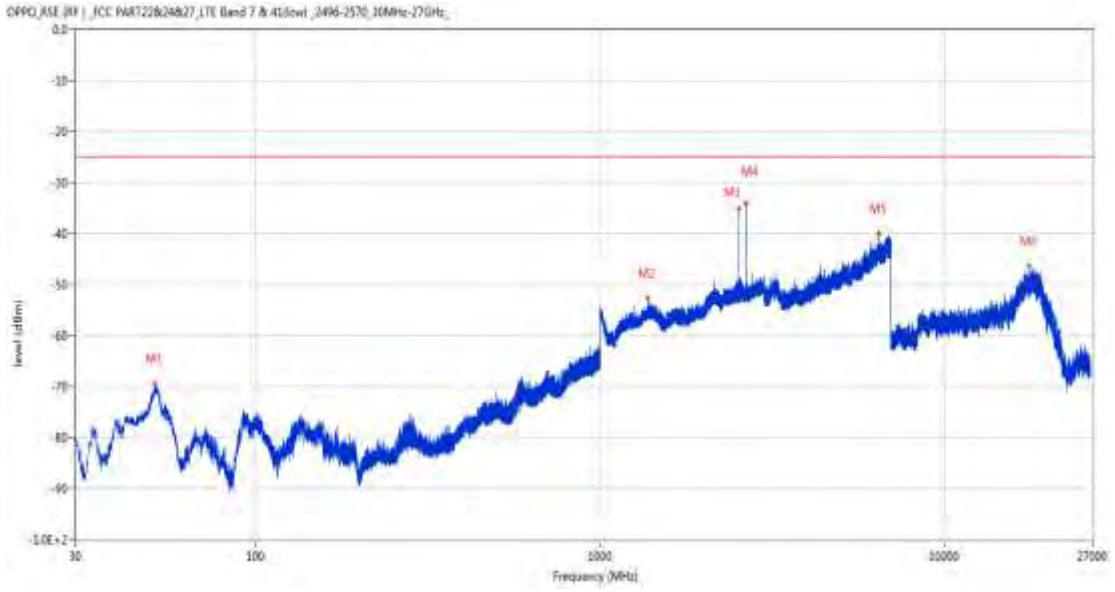
Frequency (MHz)	Result (dBm)	Factor (dB)	PK Limit (dBm)	Over Limit (dB)	Table (o)	ANT	EUT	Verdict
133.257	-73.01	-16.71	-25.0	-48.01	147.00	Horizontal	Horizontal	Pass
1403.700	-53.67	-1.90	-25.0	-28.67	145.00	Horizontal	Horizontal	Pass
2533.000	-31.52	3.56	-25.0	-6.52	254.00	Horizontal	Horizontal	N/A
2654.100	-32.80	2.54	-25.0	-7.80	305.00	Horizontal	Horizontal	N/A
6995.400	-40.64	13.80	-25.0	-15.64	126.00	Horizontal	Horizontal	Pass
18311.100	-46.58	10.08	-25.0	-21.58	352.00	Horizontal	Horizontal	Pass

RSE-H&V LTE Band 7 BW5 CH21100



Frequency (MHz)	Result (dBm)	Factor (dB)	PK Limit (dBm)	Over Limit (dB)	Table (o)	ANT	EUT	Verdict
134.130	-73.87	-16.51	-25.0	-48.87	173.00	Horizontal	Vertical	Pass
1449.900	-53.49	-1.98	-25.0	-28.49	323.00	Horizontal	Vertical	Pass
2533.000	-39.00	3.56	-25.0	-14.00	156.00	Horizontal	Vertical	N/A
2656.300	-32.54	2.54	-25.0	-7.54	298.00	Horizontal	Vertical	N/A
6800.800	-40.67	13.15	-25.0	-15.67	318.00	Horizontal	Vertical	Pass
17236.386	-46.54	10.99	-25.0	-21.54	269.00	Horizontal	Vertical	Pass

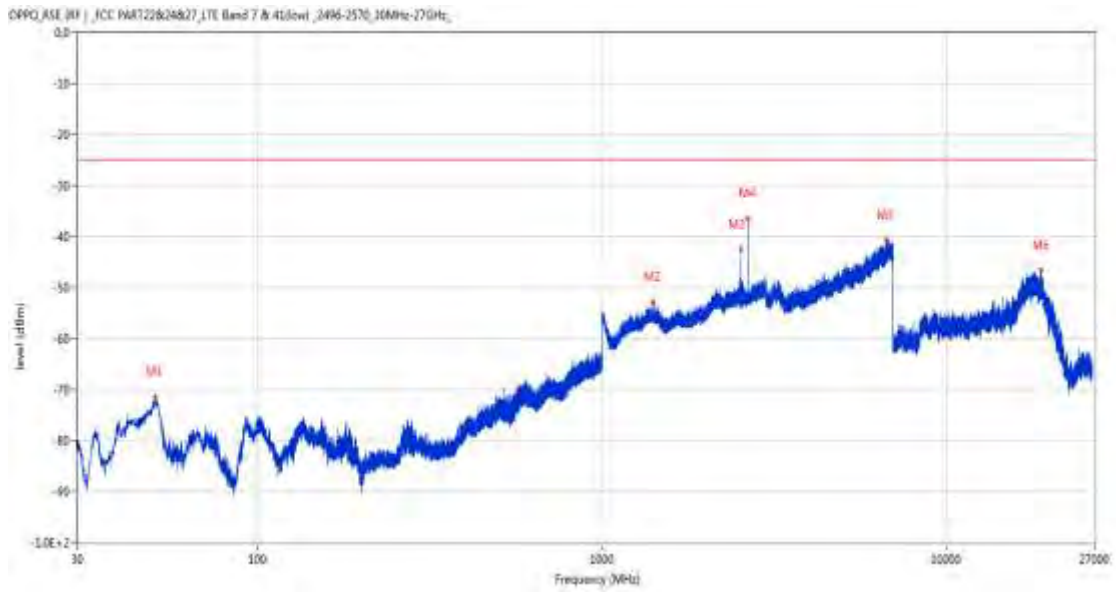
RSE-V&V LTE Band 7 BW5 CH21100



Frequency (MHz)	Result (dBm)	Factor (dB)	PK Limit (dBm)	Over Limit (dB)	Table (o)	ANT	EUT	Verdict
51.049	-69.41	-14.82	-25.0	-44.41	190.00	Vertical	Vertical	Pass
1378.800	-52.73	-1.98	-25.0	-27.73	245.00	Vertical	Vertical	Pass
2532.900	-35.17	3.56	-25.0	-10.17	304.00	Vertical	Vertical	N/A
2655.300	-34.17	2.53	-25.0	-9.17	103.00	Vertical	Vertical	N/A
6445.200	-40.05	12.51	-25.0	-15.05	83.00	Vertical	Vertical	Pass
17660.588	-46.40	10.29	-25.0	-21.40	65.00	Vertical	Vertical	Pass



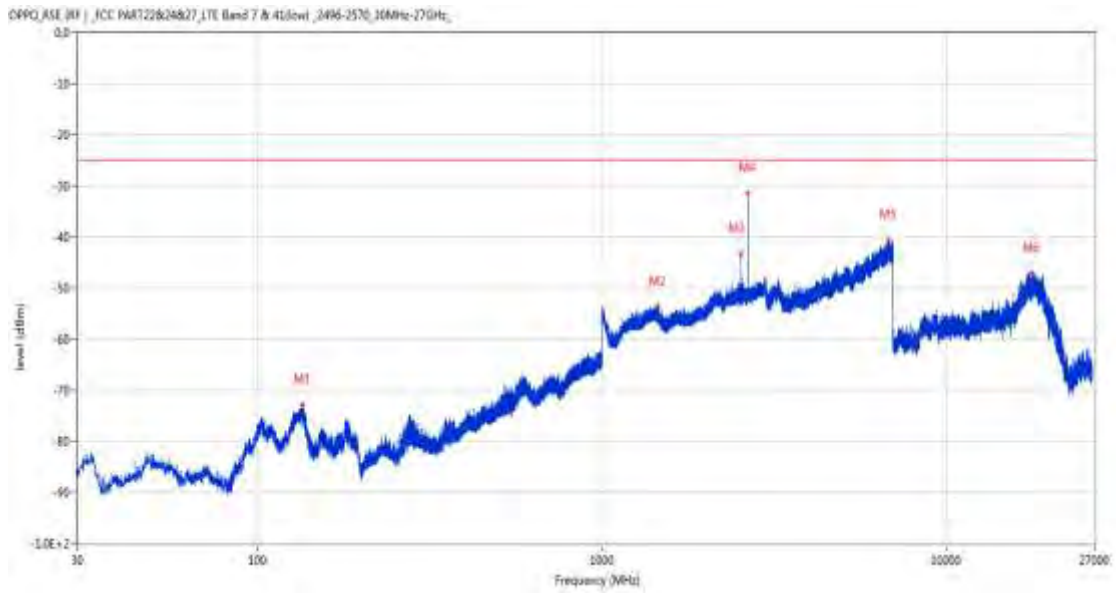
RSE-V&H LTE Band 7 BW5 CH21100



Frequency (MHz)	Result (dBm)	Factor (dB)	PK Limit (dBm)	Over Limit (dB)	Table (o)	ANT	EUT	Verdict
50.322	-71.48	-14.92	-25.0	-46.48	133.00	Vertical	Horizontal	Pass
1411.500	-52.94	-1.88	-25.0	-27.94	360.00	Vertical	Horizontal	Pass
2533.100	-42.42	3.56	-25.0	-17.42	38.00	Vertical	Horizontal	N/A
2653.500	-36.50	2.57	-25.0	-11.50	205.00	Vertical	Horizontal	N/A
6690.000	-40.57	11.57	-25.0	-15.57	128.00	Vertical	Horizontal	Pass
18930.749	-46.61	8.86	-25.0	-21.61	0.00	Vertical	Horizontal	Pass

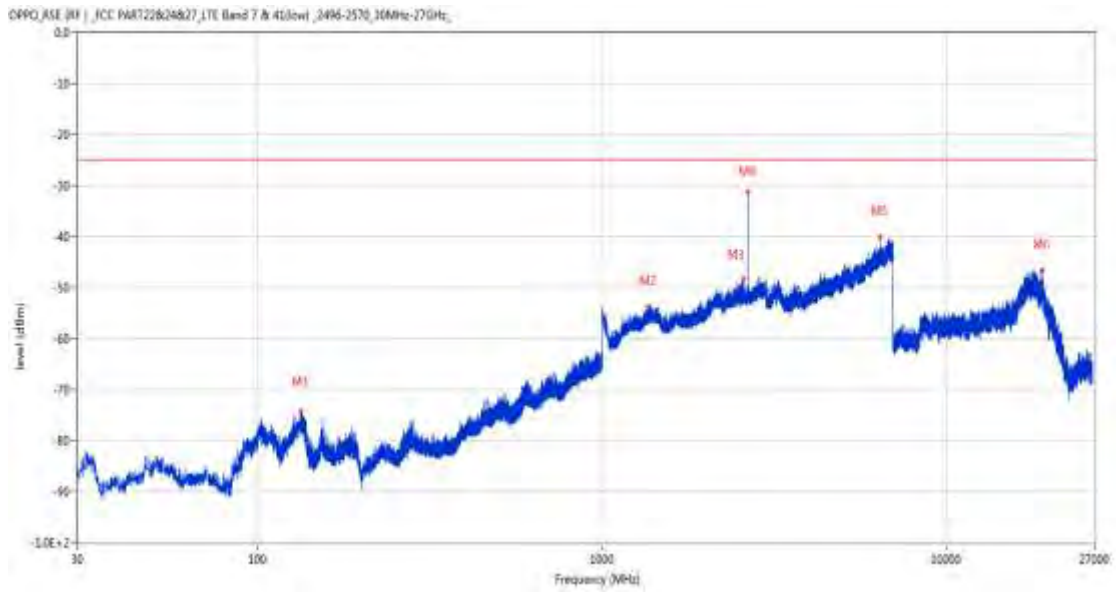
## 11.2 LTE Band 7 BW10, Middle Channel

RSE-H&H LTE Band 7 BW10 CH21100



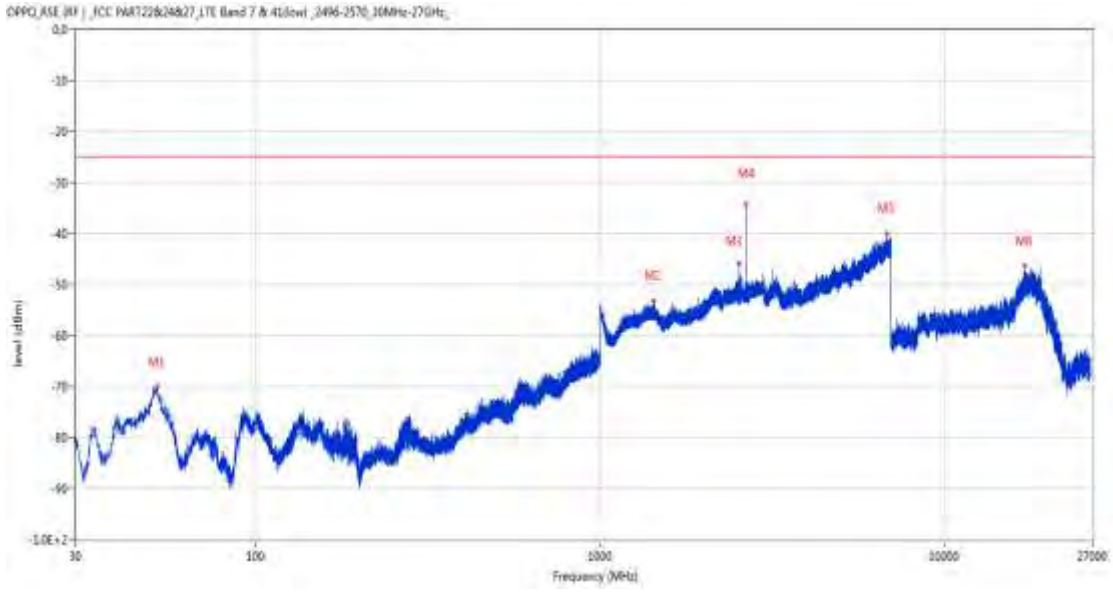
Frequency (MHz)	Result (dBm)	Factor (dB)	PK Limit (dBm)	Over Limit (dB)	Table (o)	ANT	EUT	Verdict
135.002	-72.79	-16.34	-25.0	-47.79	167.00	Horizontal	Horizontal	Pass
1454.800	-53.54	-2.16	-25.0	-28.54	245.00	Horizontal	Horizontal	Pass
2530.800	-43.17	3.54	-25.0	-18.17	264.00	Horizontal	Horizontal	N/A
2651.700	-31.35	2.60	-25.0	-6.35	302.00	Horizontal	Horizontal	N/A
6800.400	-40.54	13.16	-25.0	-15.54	360.00	Horizontal	Horizontal	Pass
17716.763	-47.12	10.31	-25.0	-22.12	343.00	Horizontal	Horizontal	Pass

RSE-H&V LTE Band 7 BW10 CH21100



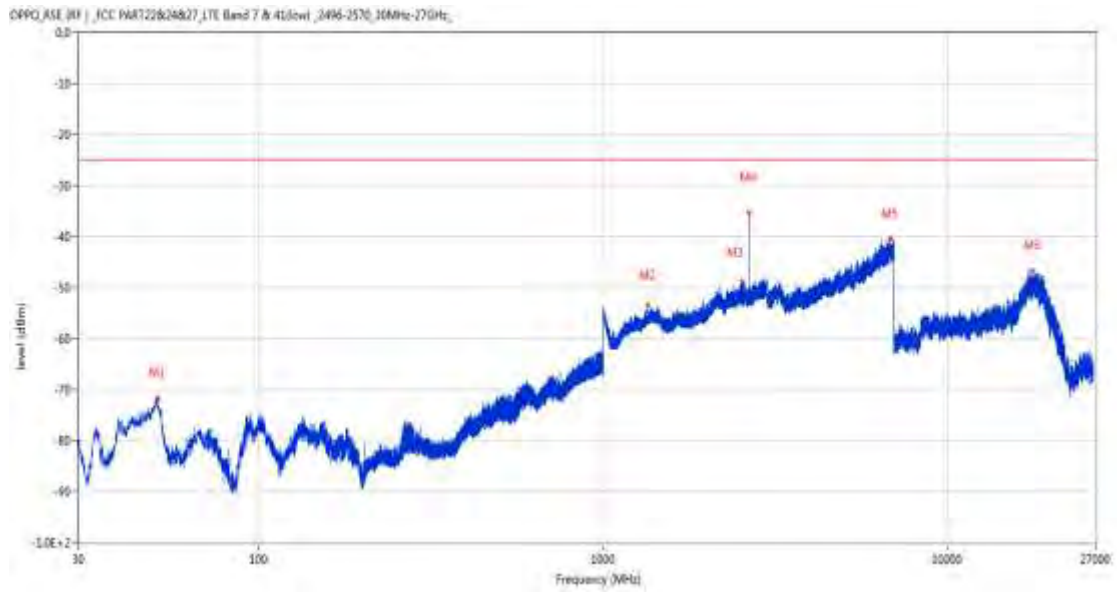
Frequency (MHz)	Result (dBm)	Factor (dB)	PK Limit (dBm)	Over Limit (dB)	Table (o)	ANT	EUT	Verdict
133.354	-74.33	-16.69	-25.0	-49.33	160.00	Horizontal	Vertical	Pass
1367.200	-53.67	-2.05	-25.0	-28.67	211.00	Horizontal	Vertical	Pass
2572.200	-48.45	4.02	-25.0	-23.45	303.00	Horizontal	Vertical	N/A
2654.900	-31.18	2.53	-25.0	-6.18	303.00	Horizontal	Vertical	N/A
6433.400	-40.09	11.86	-25.0	-15.09	262.00	Horizontal	Vertical	Pass
18963.900	-46.53	8.79	-25.0	-21.53	268.00	Horizontal	Vertical	Pass

RSE-V&V LTE Band 7 BW10 CH21100



Frequency (MHz)	Result (dBm)	Factor (dB)	PK Limit (dBm)	Over Limit (dB)	Table (o)	ANT	EUT	Verdict
51.971	-70.08	-14.73	-25.0	-45.08	204.00	Vertical	Vertical	Pass
1429.400	-53.20	-1.84	-25.0	-28.20	34.00	Vertical	Vertical	Pass
2531.000	-45.84	3.54	-25.0	-20.84	248.00	Vertical	Vertical	N/A
2658.200	-34.33	2.52	-25.0	-9.33	212.00	Vertical	Vertical	N/A
6806.600	-39.95	13.12	-25.0	-14.95	137.00	Vertical	Vertical	Pass
17086.239	-46.42	10.07	-25.0	-21.42	133.00	Vertical	Vertical	Pass

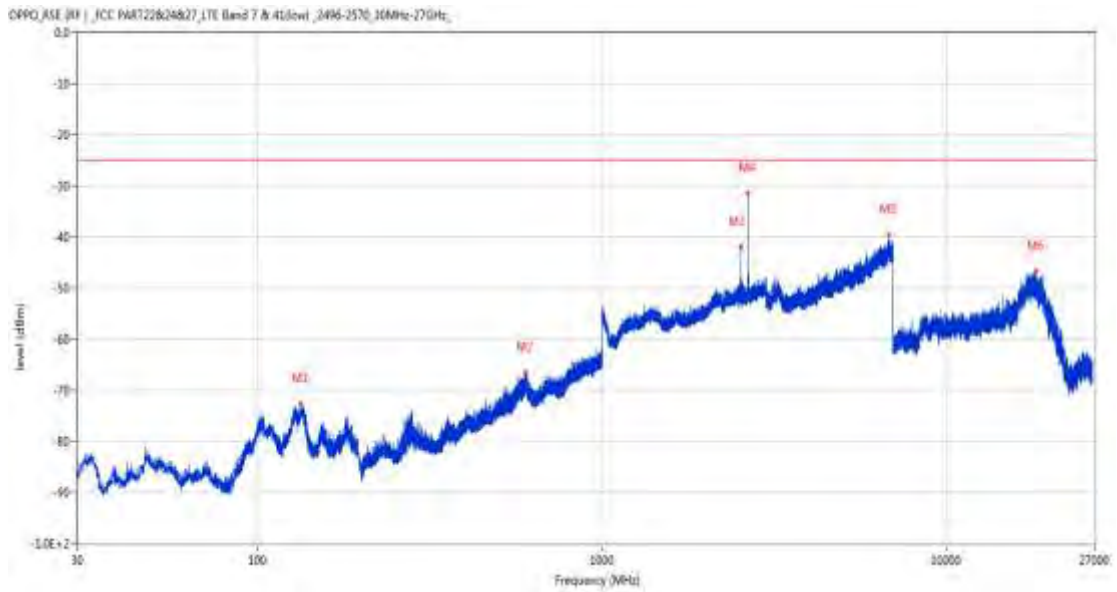
RSE-V&H LTE Band 7 BW10 CH21100



Frequency (MHz)	Result (dBm)	Factor (dB)	PK Limit (dBm)	Over Limit (dB)	Table (o)	ANT	EUT	Verdict
50.904	-71.60	-14.84	-25.0	-46.60	134.00	Vertical	Horizontal	Pass
1352.800	-53.48	-2.19	-25.0	-28.48	116.00	Vertical	Horizontal	Pass
2538.900	-48.79	3.62	-25.0	-23.79	63.00	Vertical	Horizontal	N/A
2656.800	-35.39	2.54	-25.0	-10.39	98.00	Vertical	Horizontal	N/A
6820.400	-40.43	13.08	-25.0	-15.43	162.00	Vertical	Horizontal	Pass
17689.463	-46.80	9.94	-25.0	-21.80	327.00	Vertical	Horizontal	Pass

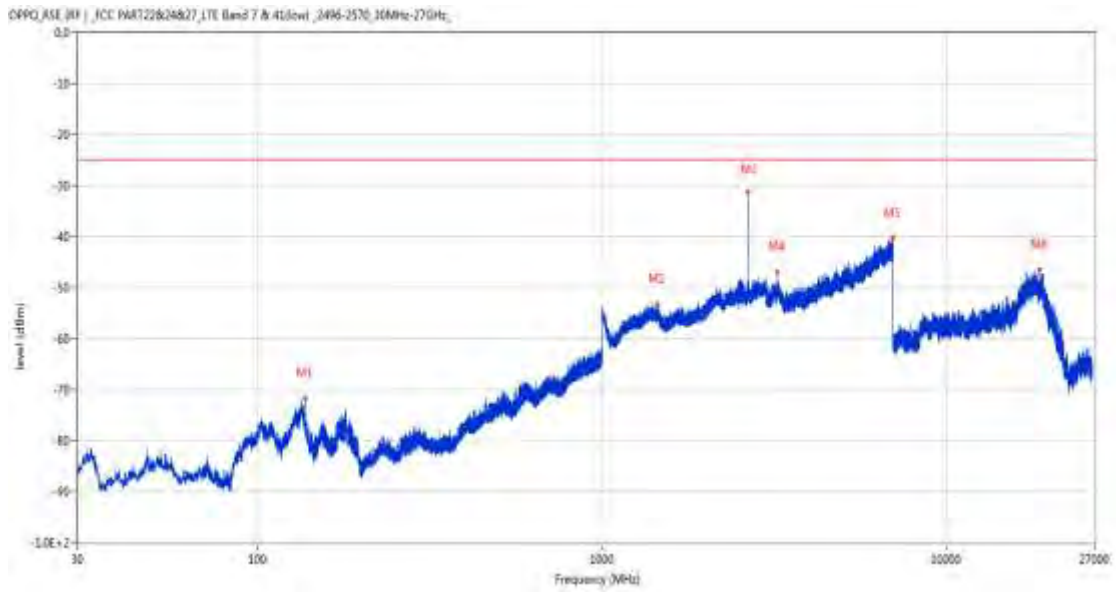
### 11.3 LTE Band 7 BW15, Middle Channel

RSE-H&H LTE Band 7 BW15 CH21100



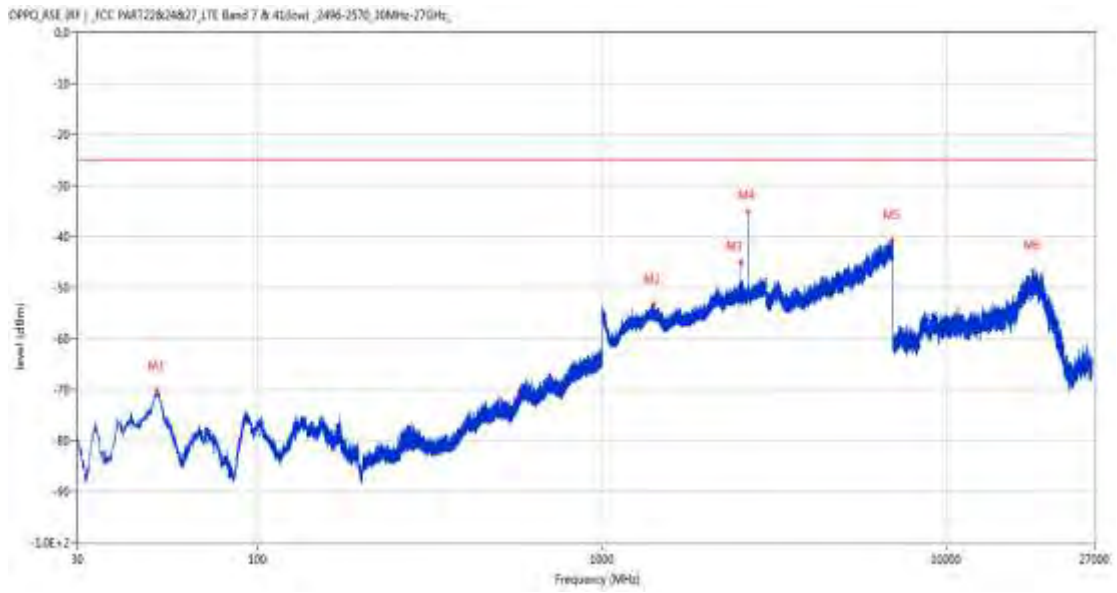
Frequency (MHz)	Result (dBm)	Factor (dB)	PK Limit (dBm)	Over Limit (dB)	Table (o)	ANT	EUT	Verdict
133.936	-72.60	-16.56	-25.0	-47.60	142.00	Horizontal	Horizontal	Pass
597.984	-66.44	-2.78	-25.0	-41.44	186.00	Horizontal	Horizontal	Pass
2530.700	-41.91	3.54	-25.0	-16.91	265.00	Horizontal	Horizontal	N/A
2654.200	-31.40	2.54	-25.0	-6.40	163.00	Horizontal	Horizontal	N/A
6806.600	-39.58	13.12	-25.0	-14.58	14.00	Horizontal	Horizontal	Pass
18214.199	-46.71	10.28	-25.0	-21.71	337.00	Horizontal	Horizontal	Pass

RSE-H&V LTE Band 7 BW15 CH21100



Frequency (MHz)	Result (dBm)	Factor (dB)	PK Limit (dBm)	Over Limit (dB)	Table (o)	ANT	EUT	Verdict
137.428	-71.59	-16.00	-25.0	-46.59	131.00	Horizontal	Vertical	Pass
1449.900	-53.30	-1.98	-25.0	-28.30	33.00	Horizontal	Vertical	Pass
2652.900	-31.32	2.60	-25.0	-6.32	231.00	Horizontal	Vertical	N/A
3233.400	-46.91	6.77	-25.0	-21.91	109.00	Horizontal	Vertical	Pass
6991.800	-40.22	13.92	-25.0	-15.22	74.00	Horizontal	Vertical	Pass
18711.026	-46.47	9.29	-25.0	-21.47	235.00	Horizontal	Vertical	Pass

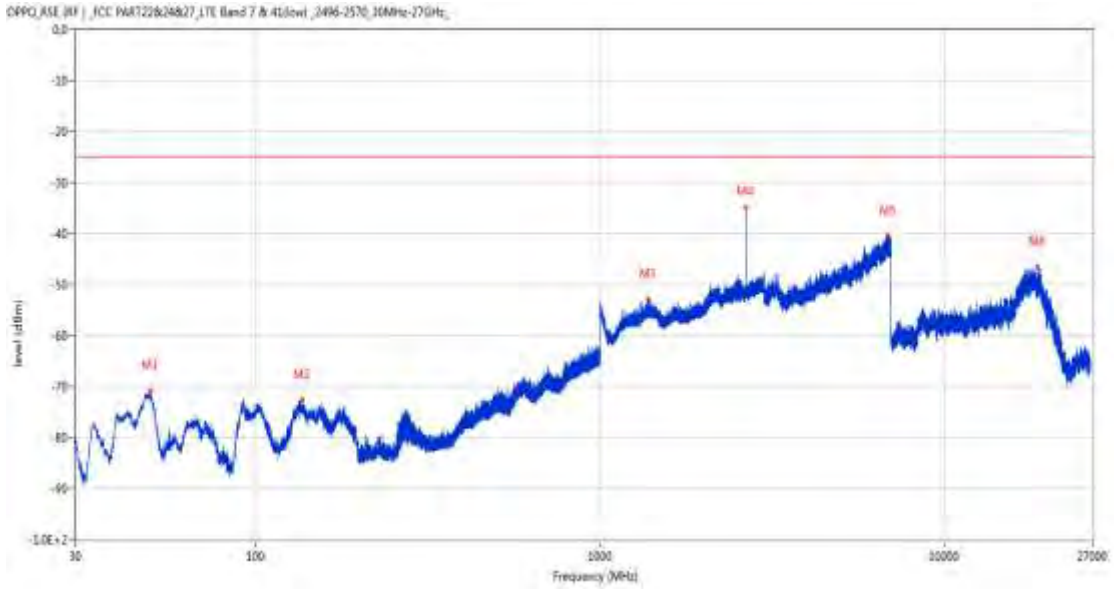
RSE-V&V LTE Band 7 BW15 CH21100



Frequency (MHz)	Result (dBm)	Factor (dB)	PK Limit (dBm)	Over Limit (dB)	Table (o)	ANT	EUT	Verdict
51.097	-70.30	-14.81	-25.0	-45.30	143.00	Vertical	Vertical	Pass
1418.000	-53.18	-1.84	-25.0	-28.18	318.00	Vertical	Vertical	Pass
2530.900	-45.16	3.54	-25.0	-20.16	292.00	Vertical	Vertical	N/A
2652.000	-35.08	2.62	-25.0	-10.08	92.00	Vertical	Vertical	N/A
6975.000	-40.75	13.31	-25.0	-15.75	360.00	Vertical	Vertical	Pass
17858.251	-46.65	10.45	-25.0	-21.65	18.00	Vertical	Vertical	Pass



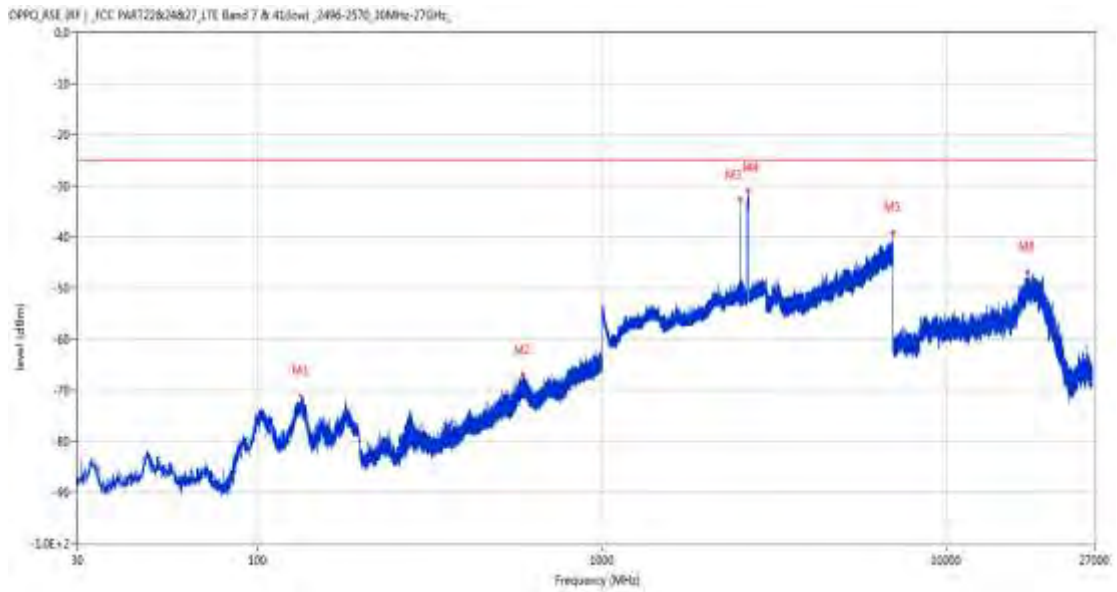
RSE-V&H LTE Band 7 BW15 CH21100



Frequency (MHz)	Result (dBm)	Factor (dB)	PK Limit (dBm)	Over Limit (dB)	Table (o)	ANT	EUT	Verdict
49.594	-70.72	-15.15	-25.0	-45.72	169.00	Vertical	Horizontal	Pass
136.652	-72.71	-16.14	-25.0	-47.71	247.00	Vertical	Horizontal	Pass
1379.400	-52.83	-1.97	-25.0	-27.83	196.00	Vertical	Horizontal	Pass
2652.200	-34.92	2.63	-25.0	-9.92	90.00	Vertical	Horizontal	N/A
6860.400	-40.50	12.38	-25.0	-15.50	219.00	Vertical	Horizontal	Pass
18623.052	-46.63	9.47	-25.0	-21.63	162.00	Vertical	Horizontal	Pass

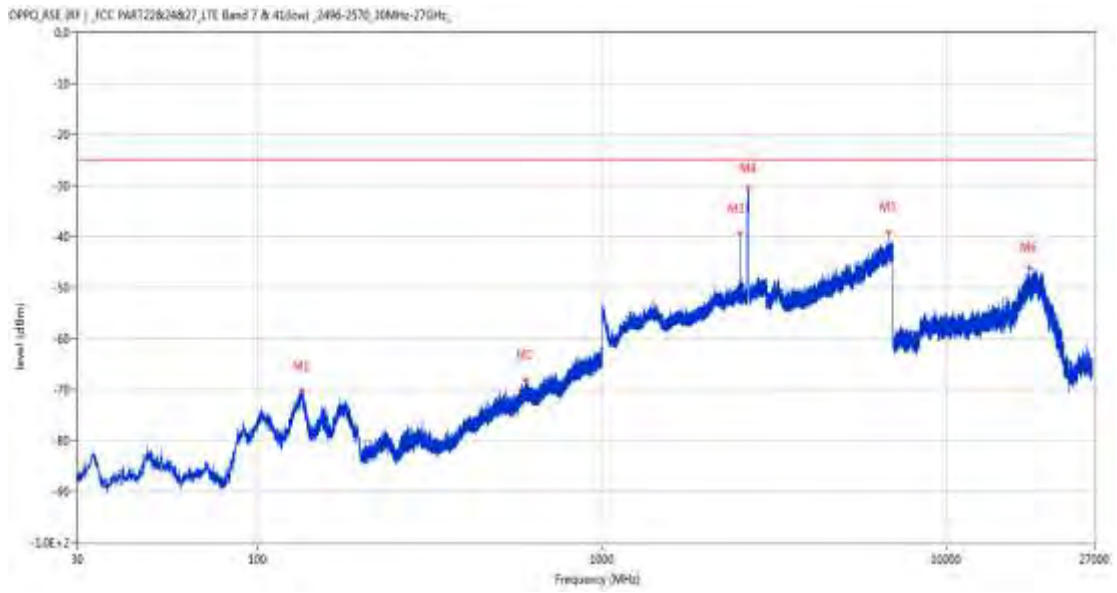
## 11.4 LTE Band 7 BW20, Middle Channel

RSE-H&H LTE Band 7 BW20 CH21100



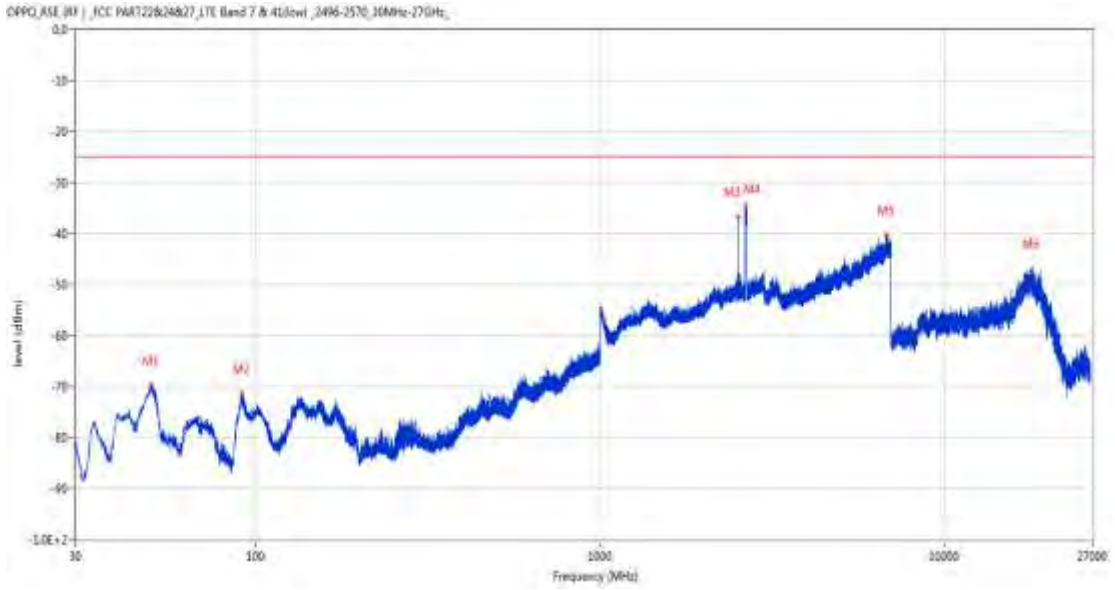
Frequency (MHz)	Result (dBm)	Factor (dB)	PK Limit (dBm)	Over Limit (dB)	Table (o)	ANT	EUT	Verdict
133.693	-71.16	-16.61	-25.0	-46.16	169.00	Horizontal	Horizontal	Pass
587.750	-66.96	-3.72	-25.0	-41.96	362.00	Horizontal	Horizontal	Pass
2526.300	-32.62	3.49	-25.0	-7.62	260.00	Horizontal	Horizontal	N/A
2660.500	-30.99	2.48	-25.0	-5.99	304.00	Horizontal	Horizontal	N/A
6997.400	-39.15	13.94	-25.0	-14.15	362.00	Horizontal	Horizontal	Pass
17250.824	-47.02	11.42	-25.0	-22.02	362.00	Horizontal	Horizontal	Pass

RSE-H&V LTE Band 7 BW20 CH21100



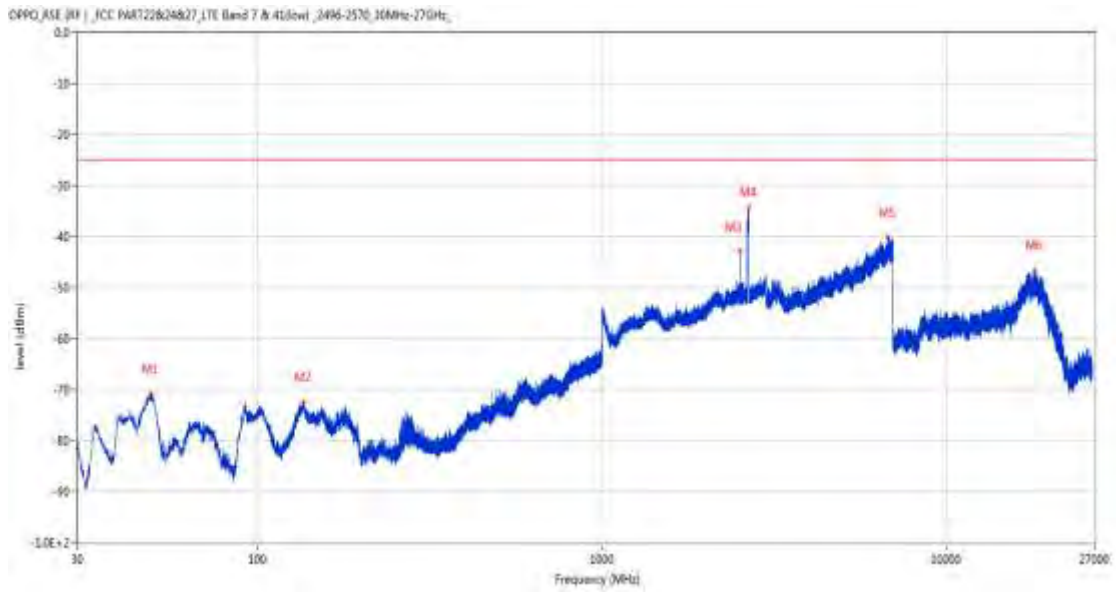
Frequency (MHz)	Result (dBm)	Factor (dB)	PK Limit (dBm)	Over Limit (dB)	Table (o)	ANT	EUT	Verdict
134.081	-70.28	-16.52	-25.0	-45.28	138.00	Horizontal	Vertical	Pass
600.651	-68.11	-2.54	-25.0	-43.11	123.00	Horizontal	Vertical	Pass
2526.500	-39.43	3.50	-25.0	-14.43	160.00	Horizontal	Vertical	N/A
2662.300	-30.50	2.50	-25.0	-5.50	160.00	Horizontal	Vertical	N/A
6806.000	-39.09	13.12	-25.0	-14.09	21.00	Horizontal	Vertical	Pass
17430.114	-46.16	11.25	-25.0	-21.16	360.00	Horizontal	Vertical	Pass

RSE-V&V LTE Band 7 BW20 CH21100



Frequency (MHz)	Result (dBm)	Factor (dB)	PK Limit (dBm)	Over Limit (dB)	Table (o)	ANT	EUT	Verdict
49.982	-69.88	-14.97	-25.0	-44.88	95.00	Vertical	Vertical	Pass
91.256	-71.50	-19.64	-25.0	-46.50	309.00	Vertical	Vertical	Pass
2526.400	-36.76	3.49	-25.0	-11.76	11.00	Vertical	Vertical	N/A
2662.600	-34.58	2.51	-25.0	-9.58	97.00	Vertical	Vertical	N/A
6784.200	-40.46	12.79	-25.0	-15.46	122.00	Vertical	Vertical	Pass
17969.025	-47.19	10.35	-25.0	-22.19	36.00	Vertical	Vertical	Pass

RSE-V&H LTE Band 7 BW20 CH21100



Frequency (MHz)	Result (dBm)	Factor (dB)	PK Limit (dBm)	Over Limit (dB)	Table (o)	ANT	EUT	Verdict
48.915	-70.87	-15.45	-25.0	-45.87	73.00	Vertical	Horizontal	Pass
136.264	-72.47	-16.21	-25.0	-47.47	224.00	Vertical	Horizontal	Pass
2526.200	-42.86	3.49	-25.0	-17.86	37.00	Vertical	Horizontal	N/A
2663.300	-34.44	2.51	-25.0	-9.44	92.00	Vertical	Horizontal	N/A
6773.800	-40.24	12.80	-25.0	-15.24	360.00	Vertical	Horizontal	Pass
18022.099	-46.77	10.66	-25.0	-21.77	313.00	Vertical	Horizontal	Pass

## 12 LTE Band 12

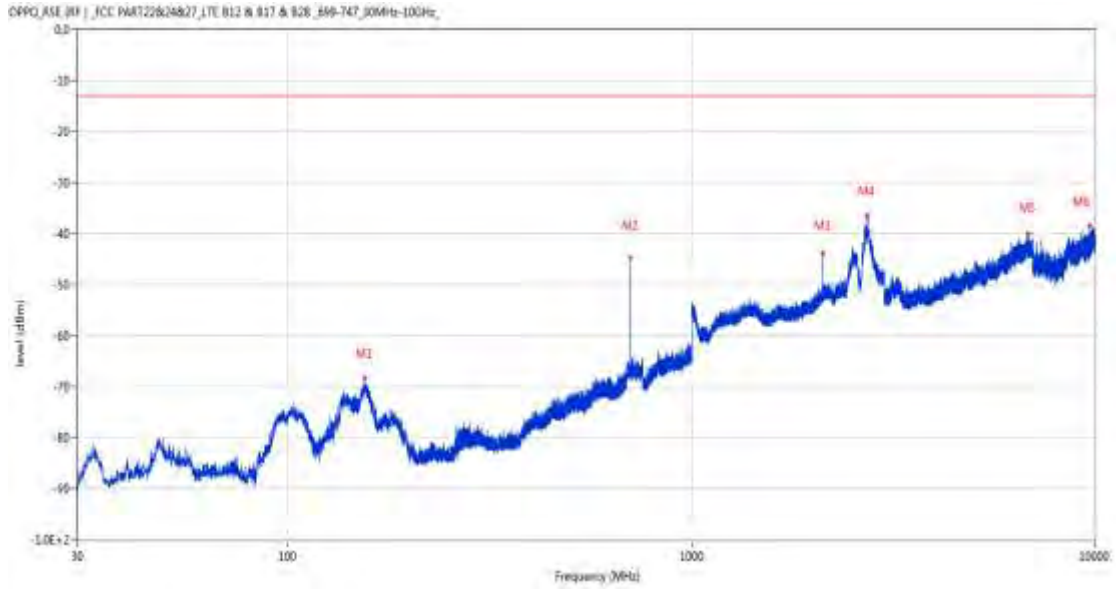
### 12.1 LTE Band 12 BW1.4, Middle Channel

RSE-H&H LTE Band 12 BW1.4 CH23095

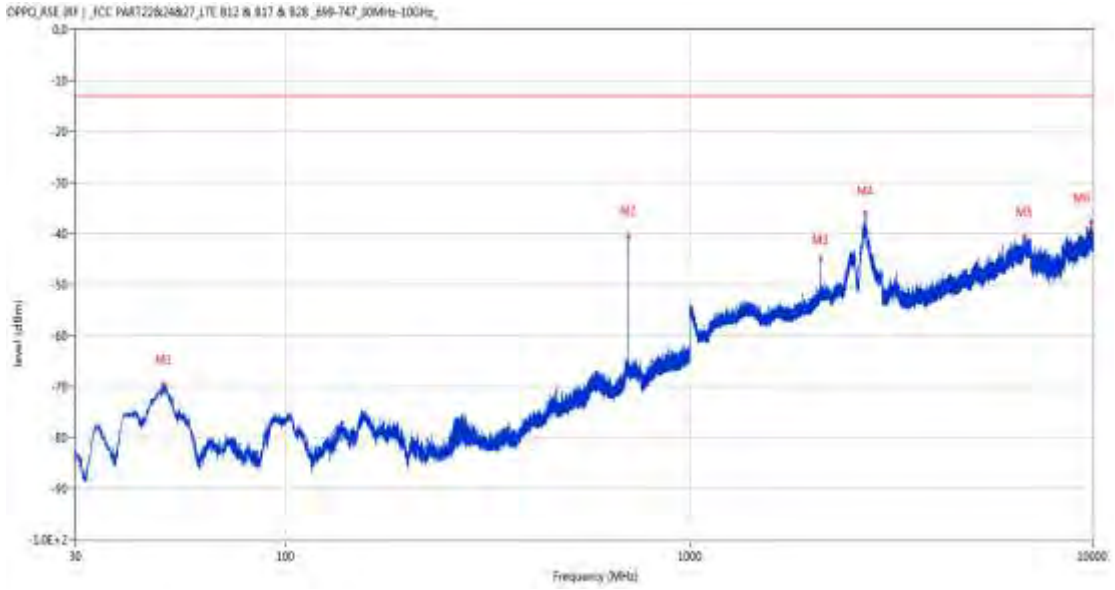


Frequency (MHz)	Result (dBm)	Factor (dB)	PK Limit (dBm)	Over Limit (dB)	Table (o)	ANT	EUT	Verdict
154.160	-70.06	-15.24	-13.0	-57.06	288.00	Horizontal	Horizontal	Pass
707.109	-40.33	3.17	-13.0	-27.33	41.00	Horizontal	Horizontal	N/A
2121.300	-45.29	1.25	-13.0	-32.29	293.00	Horizontal	Horizontal	Pass
2729.400	-36.03	19.75	-13.0	-23.03	251.00	Horizontal	Horizontal	Pass
6792.200	-40.79	12.94	-13.0	-27.79	119.00	Horizontal	Horizontal	Pass
9911.500	-36.66	18.81	-13.0	-23.66	208.00	Horizontal	Horizontal	Pass

RSE-H&V LTE Band 12 BW1.4 CH23095



Frequency (MHz)	Result (dBm)	Factor (dB)	PK Limit (dBm)	Over Limit (dB)	Table (o)	ANT	EUT	Verdict
154.596	-68.34	-15.25	-13.0	-55.34	110.00	Horizontal	Vertical	Pass
707.109	-44.66	3.17	-13.0	-31.66	210.00	Horizontal	Vertical	N/A
2121.500	-43.88	1.27	-13.0	-30.88	360.00	Horizontal	Vertical	Pass
2728.100	-36.54	19.66	-13.0	-23.54	190.00	Horizontal	Vertical	Pass
6856.200	-39.92	12.51	-13.0	-26.92	328.00	Horizontal	Vertical	Pass
9717.250	-38.39	18.53	-13.0	-25.39	332.00	Horizontal	Vertical	Pass



Frequency (MHz)	Result (dBm)	Factor (dB)	PK Limit (dBm)	Over Limit (dB)	Table (o)	ANT	EUT	Verdict
49.788	-69.63	-15.01	-13.0	-56.63	158.00	Vertical	Vertical	Pass
707.011	-40.59	3.17	-13.0	-27.59	97.00	Vertical	Vertical	N/A
2121.600	-45.21	1.28	-13.0	-32.21	360.00	Vertical	Vertical	Pass
2726.400	-35.96	19.34	-13.0	-22.96	230.00	Vertical	Vertical	Pass
6787.600	-40.65	12.88	-13.0	-27.65	133.00	Vertical	Vertical	Pass
9904.300	-37.83	18.74	-13.0	-24.83	332.00	Vertical	Vertical	Pass



RSE-V&H LTE Band 12 BW1.4 CH23095



Frequency (MHz)	Result (dBm)	Factor (dB)	PK Limit (dBm)	Over Limit (dB)	Table (o)	ANT	EUT	Verdict
49.642	-70.03	-15.07	-13.0	-57.03	85.00	Vertical	Horizontal	Pass
707.011	-49.19	3.17	-13.0	-36.19	65.00	Vertical	Horizontal	N/A
2121.300	-44.61	1.25	-13.0	-31.61	287.00	Vertical	Horizontal	Pass
2728.100	-36.08	19.66	-13.0	-23.08	178.00	Vertical	Horizontal	Pass
6994.200	-40.75	13.88	-13.0	-27.75	0.00	Vertical	Horizontal	Pass
9909.250	-37.39	18.79	-13.0	-24.39	237.00	Vertical	Horizontal	Pass

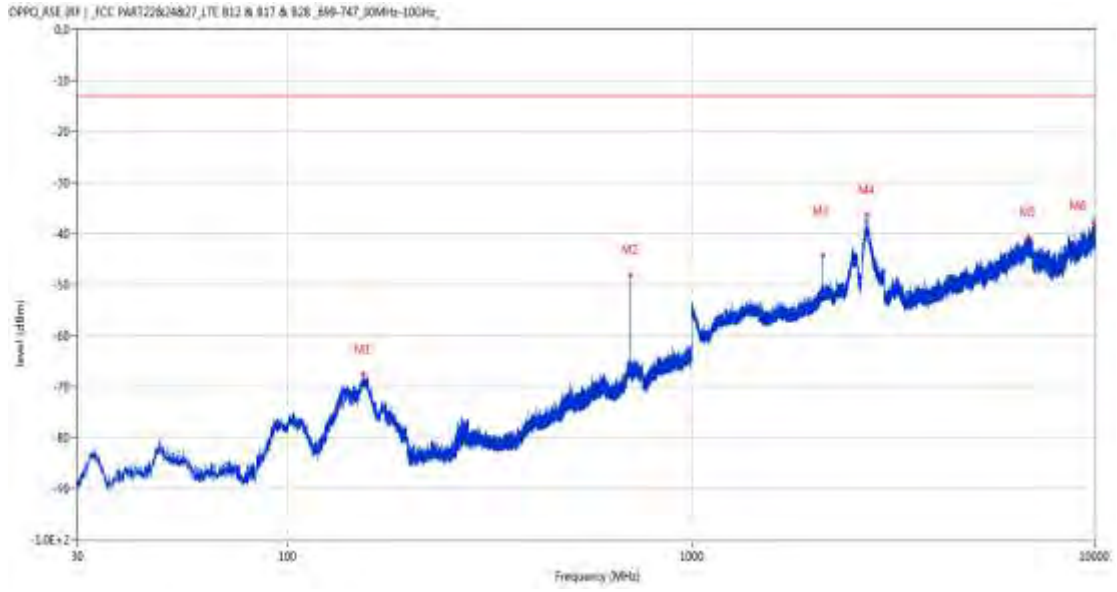
## 12.2 LTE Band 12 BW3, Middle Channel

RSE-H&H LTE Band 12 BW3 CH23095



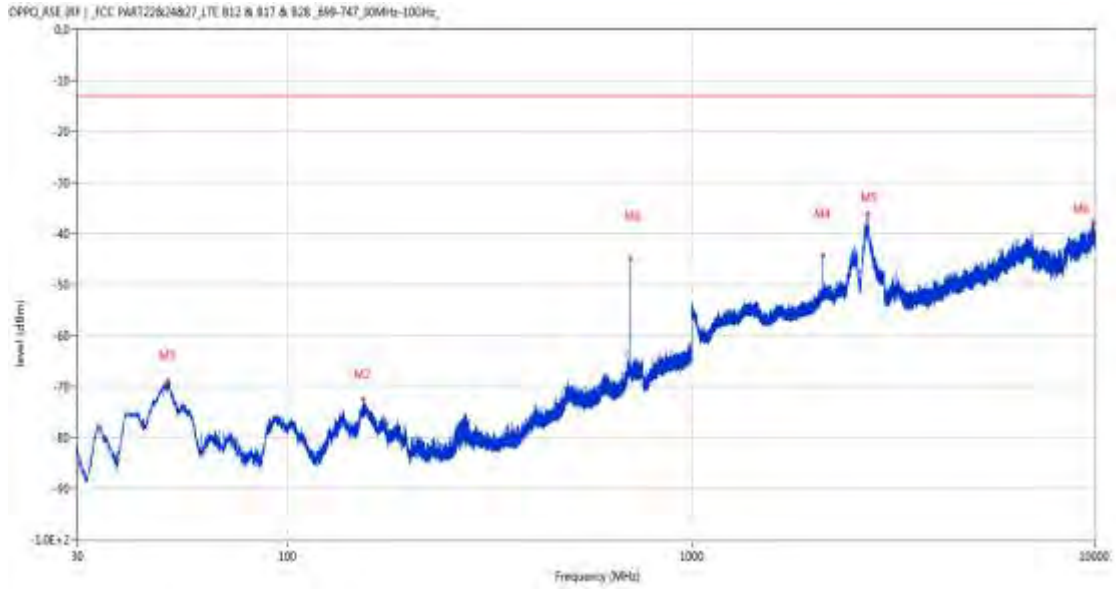
Frequency (MHz)	Result (dBm)	Factor (dB)	PK Limit (dBm)	Over Limit (dB)	Table (o)	ANT	EUT	Verdict
151.250	-67.39	-15.26	-13.0	-54.39	128.00	Horizontal	Horizontal	Pass
706.284	-45.71	3.17	-13.0	-32.71	55.00	Horizontal	Horizontal	N/A
2118.900	-43.80	1.18	-13.0	-30.80	289.00	Horizontal	Horizontal	Pass
2731.000	-36.01	19.69	-13.0	-23.01	126.00	Horizontal	Horizontal	Pass
6991.600	-40.16	13.92	-13.0	-27.16	172.00	Horizontal	Horizontal	Pass
9911.950	-38.14	18.81	-13.0	-25.14	208.00	Horizontal	Horizontal	Pass

RSE-H&V LTE Band 12 BW3 CH23095



Frequency (MHz)	Result (dBm)	Factor (dB)	PK Limit (dBm)	Over Limit (dB)	Table (o)	ANT	EUT	Verdict
153.626	-67.65	-15.22	-13.0	-54.65	100.00	Horizontal	Vertical	Pass
706.284	-48.11	3.17	-13.0	-35.11	219.00	Horizontal	Vertical	N/A
2119.000	-44.37	1.18	-13.0	-31.37	3.00	Horizontal	Vertical	Pass
2727.900	-36.41	19.63	-13.0	-23.41	191.00	Horizontal	Vertical	Pass
6842.200	-40.80	12.36	-13.0	-27.80	112.00	Horizontal	Vertical	Pass
9909.250	-37.74	18.79	-13.0	-24.74	336.00	Horizontal	Vertical	Pass

RSE-V&V LTE Band 12 BW3 CH23095



Frequency (MHz)	Result (dBm)	Factor (dB)	PK Limit (dBm)	Over Limit (dB)	Table (o)	ANT	EUT	Verdict
50.224	-69.06	-14.89	-13.0	-56.06	179.00	Vertical	Vertical	Pass
153.044	-72.50	-15.21	-13.0	-59.50	251.00	Vertical	Vertical	Pass
706.333	-44.93	3.17	-13.0	-31.93	110.00	Vertical	Vertical	N/A
2119.100	-44.33	1.19	-13.0	-31.33	360.00	Vertical	Vertical	Pass
2732.000	-36.03	19.55	-13.0	-23.03	289.00	Vertical	Vertical	Pass
9917.350	-37.84	18.87	-13.0	-24.84	278.00	Vertical	Vertical	Pass

RSE-V&H LTE Band 12 BW3 CH23095



Frequency (MHz)	Result (dBm)	Factor (dB)	PK Limit (dBm)	Over Limit (dB)	Table (o)	ANT	EUT	Verdict
48.672	-70.05	-15.51	-13.0	-57.05	175.00	Vertical	Horizontal	Pass
706.284	-53.63	3.17	-13.0	-40.63	72.00	Vertical	Horizontal	N/A
2118.900	-46.37	1.18	-13.0	-33.37	295.00	Vertical	Horizontal	Pass
2727.600	-36.46	19.57	-13.0	-23.46	266.00	Vertical	Horizontal	Pass
6776.000	-40.49	12.88	-13.0	-27.49	121.00	Vertical	Horizontal	Pass
9939.849	-37.88	19.17	-13.0	-24.88	353.00	Vertical	Horizontal	Pass

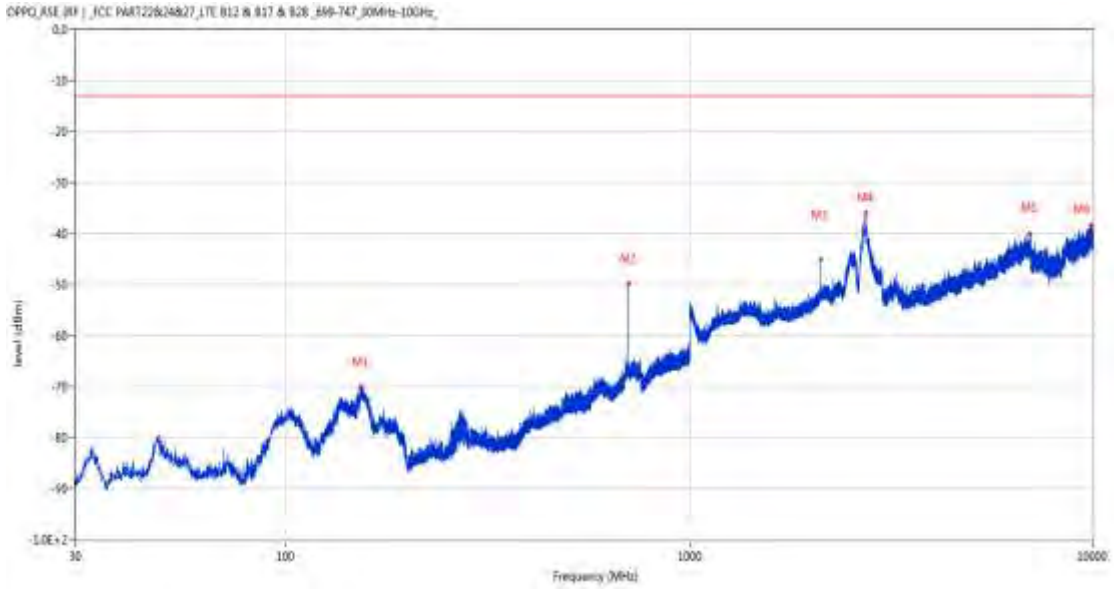
### 12.3 LTE Band 12 BW5, Middle Channel

RSE-H&H LTE Band 12 BW5 CH23095



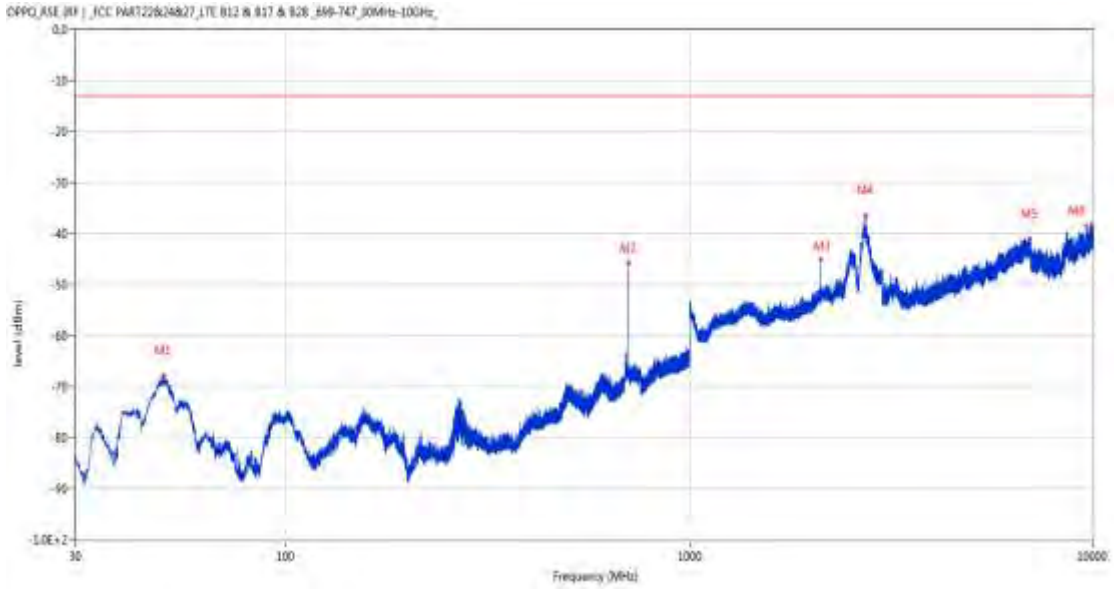
Frequency (MHz)	Result (dBm)	Factor (dB)	PK Limit (dBm)	Over Limit (dB)	Table (o)	ANT	EUT	Verdict
151.880	-67.39	-15.24	-13.0	-54.39	291.00	Horizontal	Horizontal	Pass
705.314	-46.15	3.16	-13.0	-33.15	291.00	Horizontal	Horizontal	N/A
2116.200	-44.29	1.15	-13.0	-31.29	282.00	Horizontal	Horizontal	Pass
2727.600	-36.22	19.57	-13.0	-23.22	72.00	Horizontal	Horizontal	Pass
6801.200	-40.37	13.14	-13.0	-27.37	352.00	Horizontal	Horizontal	Pass
9907.750	-37.84	18.77	-13.0	-24.84	263.00	Horizontal	Horizontal	Pass

RSE-H&V LTE Band 12 BW5 CH23095



Frequency (MHz)	Result (dBm)	Factor (dB)	PK Limit (dBm)	Over Limit (dB)	Table (o)	ANT	EUT	Verdict
152.899	-70.09	-15.21	-13.0	-57.09	121.00	Horizontal	Vertical	Pass
705.314	-49.84	3.16	-13.0	-36.84	223.00	Horizontal	Vertical	N/A
2116.400	-45.11	1.13	-13.0	-32.11	8.00	Horizontal	Vertical	Pass
2731.000	-36.01	19.69	-13.0	-23.01	199.00	Horizontal	Vertical	Pass
6984.800	-40.06	13.62	-13.0	-27.06	1.00	Horizontal	Vertical	Pass
9902.200	-38.29	18.72	-13.0	-25.29	231.00	Horizontal	Vertical	Pass

RSE-V&V LTE Band 12 BW5 CH23095



Frequency (MHz)	Result (dBm)	Factor (dB)	PK Limit (dBm)	Over Limit (dB)	Table (o)	ANT	EUT	Verdict
49.642	-68.06	-15.07	-13.0	-55.06	264.00	Vertical	Vertical	Pass
705.314	-45.74	3.16	-13.0	-32.74	85.00	Vertical	Vertical	N/A
2116.300	-45.18	1.14	-13.0	-32.18	4.00	Vertical	Vertical	Pass
2731.400	-36.49	19.63	-13.0	-23.49	162.00	Vertical	Vertical	Pass
6988.600	-41.00	13.71	-13.0	-28.00	246.00	Vertical	Vertical	Pass
9647.500	-38.49	18.06	-13.0	-25.49	314.00	Vertical	Vertical	Pass



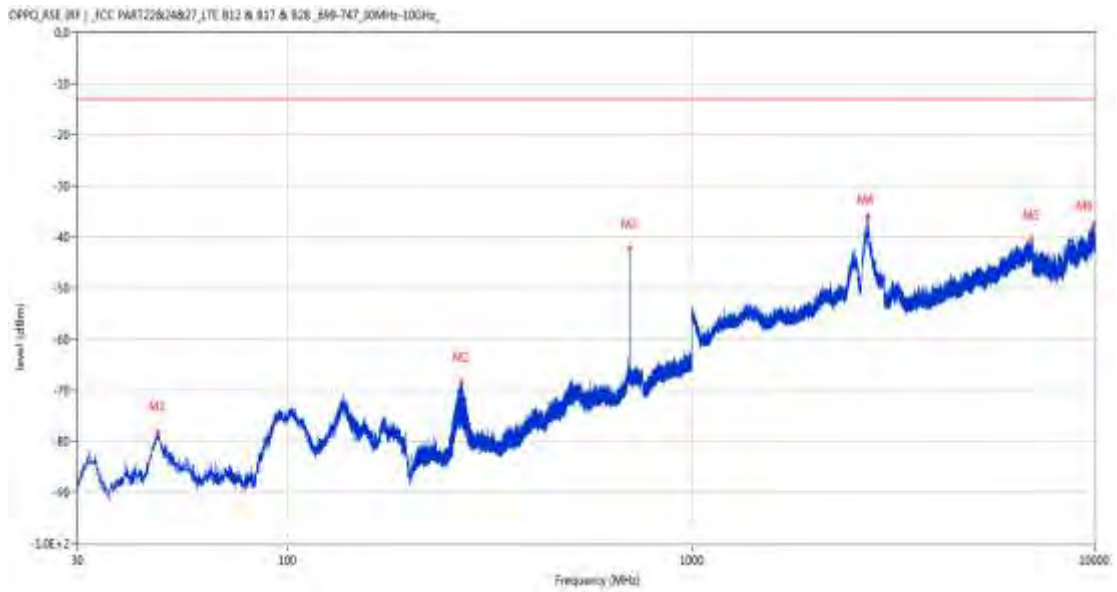
RSE-V&H LTE Band 12 BW5 CH23095



Frequency (MHz)	Result (dBm)	Factor (dB)	PK Limit (dBm)	Over Limit (dB)	Table (o)	ANT	EUT	Verdict
50.370	-68.25	-14.87	-13.0	-55.25	166.00	Vertical	Horizontal	Pass
261.054	-72.62	-13.55	-13.0	-59.62	360.00	Vertical	Horizontal	Pass
705.265	-53.77	3.16	-13.0	-40.77	144.00	Vertical	Horizontal	N/A
2116.400	-48.36	1.13	-13.0	-35.36	273.00	Vertical	Horizontal	Pass
2731.100	-35.76	19.68	-13.0	-22.76	0.00	Vertical	Horizontal	Pass
6791.000	-40.44	12.90	-13.0	-27.44	267.00	Vertical	Horizontal	Pass

## 12.4 LTE Band 12 BW10, Middle Channel

RSE-H&H LTE Band 12 BW10 CH23095



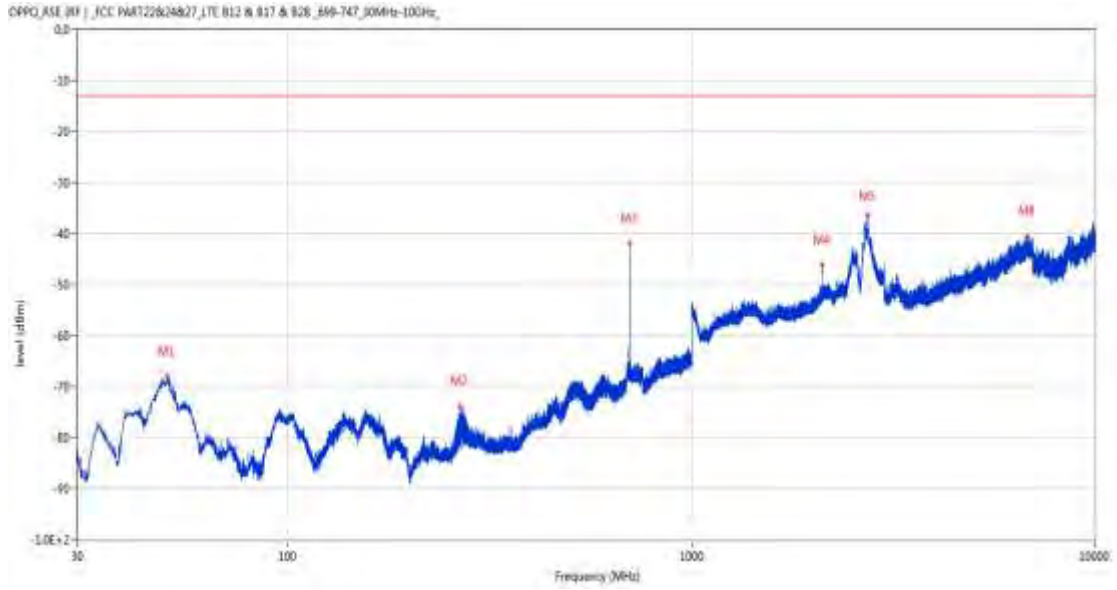
Frequency (MHz)	Result (dBm)	Factor (dB)	PK Limit (dBm)	Over Limit (dB)	Table (o)	ANT	EUT	Verdict
47.460	-78.14	-15.99	-13.0	-65.14	230.00	Horizontal	Horizontal	Pass
268.620	-68.39	-12.75	-13.0	-55.39	58.00	Horizontal	Horizontal	Pass
703.083	-42.20	3.15	-13.0	-29.20	344.00	Horizontal	Horizontal	N/A
2733.000	-35.85	19.40	-13.0	-22.85	295.00	Horizontal	Horizontal	Pass
6977.000	-40.66	13.41	-13.0	-27.66	335.00	Horizontal	Horizontal	Pass
9950.500	-37.64	19.42	-13.0	-24.64	304.00	Horizontal	Horizontal	Pass

RSE-H&V LTE Band 12 BW10 CH23095



Frequency (MHz)	Result (dBm)	Factor (dB)	PK Limit (dBm)	Over Limit (dB)	Table (o)	ANT	EUT	Verdict
47.751	-77.68	-15.90	-13.0	-64.68	245.00	Horizontal	Vertical	Pass
265.613	-71.03	-13.23	-13.0	-58.03	277.00	Horizontal	Vertical	Pass
703.034	-43.97	3.15	-13.0	-30.97	212.00	Horizontal	Vertical	N/A
2109.400	-46.16	1.42	-13.0	-33.16	335.00	Horizontal	Vertical	Pass
2725.000	-35.82	18.93	-13.0	-22.82	288.00	Horizontal	Vertical	Pass
6810.400	-40.00	13.16	-13.0	-27.00	358.00	Horizontal	Vertical	Pass

RSE-V&V LTE Band 12 BW10 CH23095



Frequency (MHz)	Result (dBm)	Factor (dB)	PK Limit (dBm)	Over Limit (dB)	Table (o)	ANT	EUT	Verdict
49.982	-67.99	-14.92	-13.0	-54.99	274.00	Vertical	Vertical	Pass
266.438	-73.85	-13.14	-13.0	-60.85	360.00	Vertical	Vertical	Pass
703.034	-41.84	3.15	-13.0	-28.84	96.00	Vertical	Vertical	N/A
2109.200	-46.15	1.42	-13.0	-33.15	334.00	Vertical	Vertical	Pass
2730.100	-36.23	19.74	-13.0	-23.23	357.00	Vertical	Vertical	Pass
6807.800	-40.54	13.08	-13.0	-27.54	320.00	Vertical	Vertical	Pass

RSE-V&H LTE Band 12 BW10 CH23095

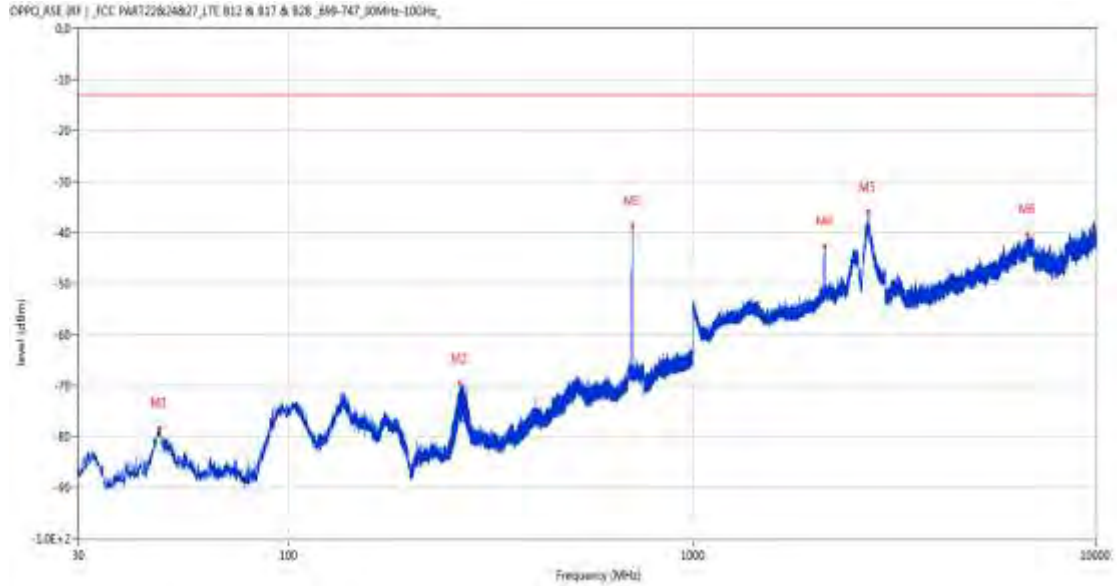


Frequency (MHz)	Result (dBm)	Factor (dB)	PK Limit (dBm)	Over Limit (dB)	Table (o)	ANT	EUT	Verdict
50.806	-68.71	-14.81	-13.0	-55.71	207.00	Vertical	Horizontal	Pass
156.876	-73.69	-15.32	-13.0	-60.69	218.00	Vertical	Horizontal	Pass
703.034	-49.98	3.15	-13.0	-36.98	252.00	Vertical	Horizontal	N/A
2729.800	-36.21	19.74	-13.0	-23.21	123.00	Vertical	Horizontal	Pass
6811.000	-40.10	13.18	-13.0	-27.10	346.00	Vertical	Horizontal	Pass
9876.550	-37.85	18.25	-13.0	-24.85	357.00	Vertical	Horizontal	Pass

## 13 LTE Band 17

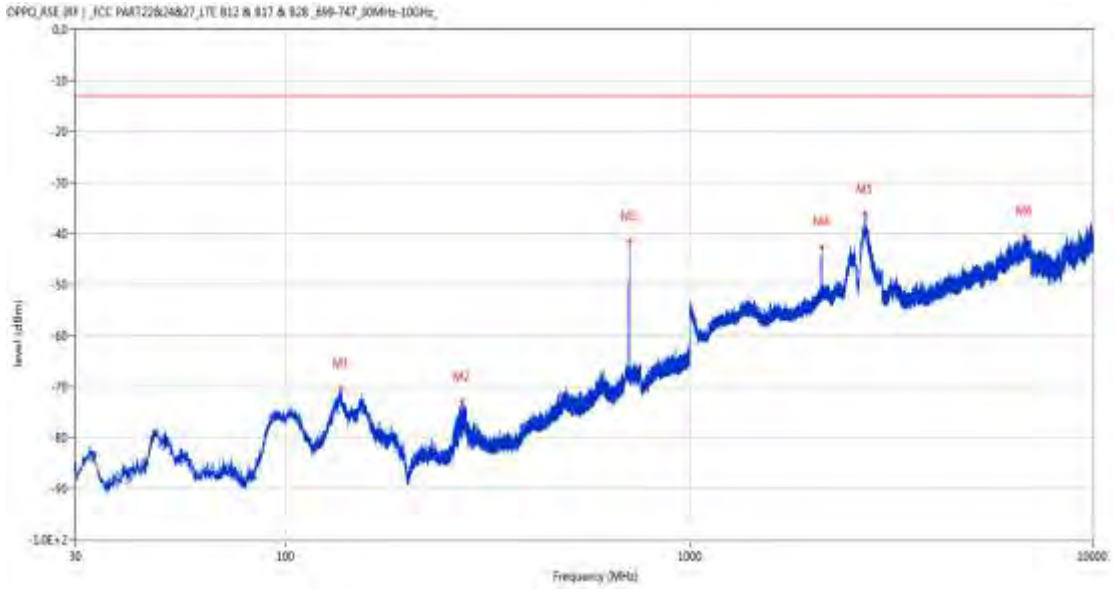
### 13.1 LTE Band 17 BW5, Middle Channel

RSE-H&H LTE Band 17 BW5 CH23790



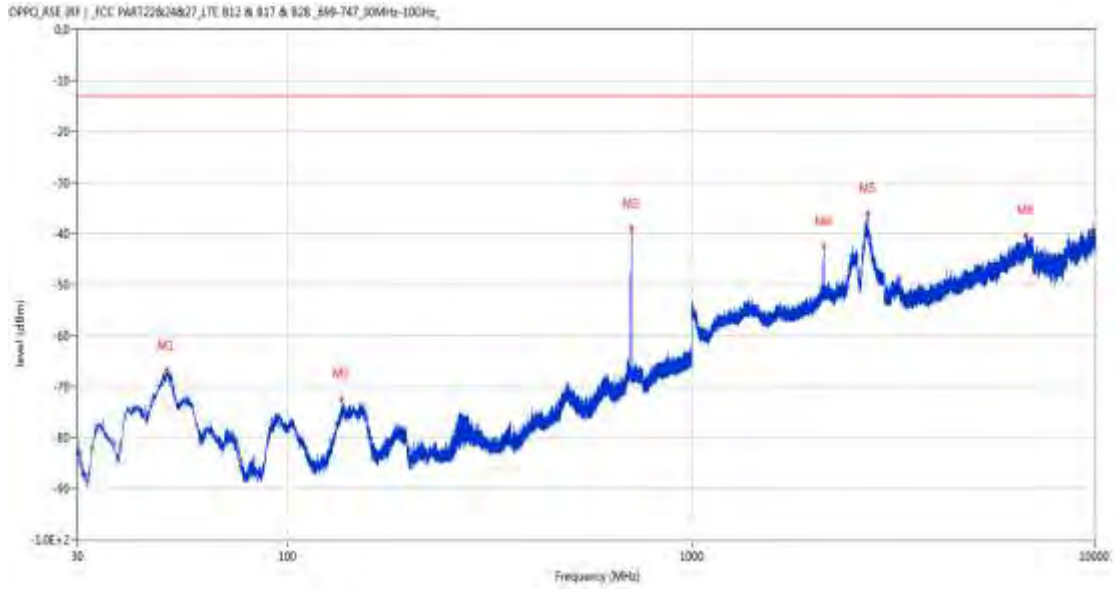
Frequency (MHz)	Result (dBm)	Factor (dB)	PK Limit (dBm)	Over Limit (dB)	Table (o)	ANT	EUT	Verdict
47.605	-78.28	-15.94	-13.0	-65.28	199.00	Horizontal	Horizontal	Pass
265.322	-69.60	-13.23	-13.0	-56.60	69.00	Horizontal	Horizontal	Pass
707.836	-38.53	3.17	-13.0	-25.53	336.00	Horizontal	Horizontal	N/A
2123.700	-42.58	1.47	-13.0	-29.58	294.00	Horizontal	Horizontal	Pass
2724.500	-35.94	18.78	-13.0	-22.94	133.00	Horizontal	Horizontal	Pass
6782.800	-40.33	12.74	-13.0	-27.33	203.00	Horizontal	Horizontal	Pass

RSE-H&V LTE Band 17 BW5 CH23790



Frequency (MHz)	Result (dBm)	Factor (dB)	PK Limit (dBm)	Over Limit (dB)	Table (o)	ANT	EUT	Verdict
136.797	-70.39	-16.04	-13.0	-57.39	266.00	Horizontal	Vertical	Pass
272.548	-72.93	-12.42	-13.0	-59.93	71.00	Horizontal	Vertical	Pass
707.836	-41.43	3.17	-13.0	-28.43	201.00	Horizontal	Vertical	N/A
2123.800	-42.72	1.48	-13.0	-29.72	21.00	Horizontal	Vertical	Pass
2728.900	-36.19	19.77	-13.0	-23.19	288.00	Horizontal	Vertical	Pass
6774.400	-40.62	12.83	-13.0	-27.62	122.00	Horizontal	Vertical	Pass

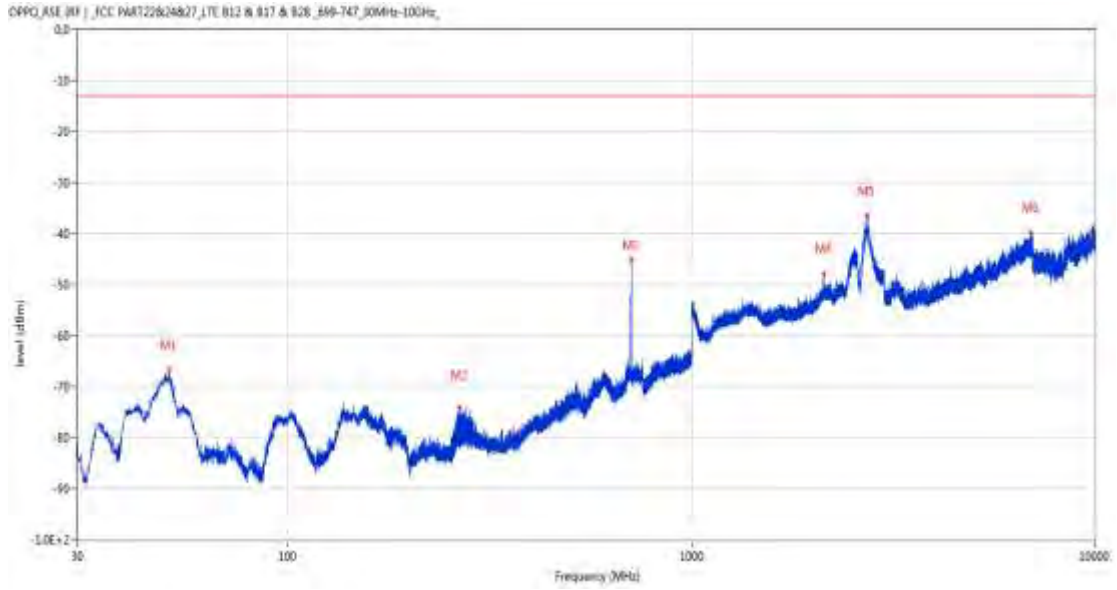
RSE-V&V LTE Band 17 BW5 CH23790



Frequency (MHz)	Result (dBm)	Factor (dB)	PK Limit (dBm)	Over Limit (dB)	Table (o)	ANT	EUT	Verdict
49.837	-66.84	-14.99	-13.0	-53.84	155.00	Vertical	Vertical	Pass
135.536	-72.53	-16.22	-13.0	-59.53	137.00	Vertical	Vertical	Pass
707.787	-39.08	3.17	-13.0	-26.08	103.00	Vertical	Vertical	N/A
2123.900	-42.53	1.48	-13.0	-29.53	318.00	Vertical	Vertical	Pass
2733.700	-36.21	19.29	-13.0	-23.21	7.00	Vertical	Vertical	Pass
6743.000	-40.38	11.92	-13.0	-27.38	50.00	Vertical	Vertical	Pass



RSE-V&H LTE Band 17 BW5 CH23790



Frequency (MHz)	Result (dBm)	Factor (dB)	PK Limit (dBm)	Over Limit (dB)	Table (o)	ANT	EUT	Verdict
50.564	-66.81	-14.84	-13.0	-53.81	89.00	Vertical	Horizontal	Pass
266.050	-74.13	-13.22	-13.0	-61.13	203.00	Vertical	Horizontal	Pass
707.885	-45.16	3.17	-13.0	-32.16	143.00	Vertical	Horizontal	N/A
2123.800	-47.87	1.48	-13.0	-34.87	313.00	Vertical	Horizontal	Pass
2725.700	-36.63	19.13	-13.0	-23.63	62.00	Vertical	Horizontal	Pass
6931.800	-39.74	12.66	-13.0	-26.74	180.00	Vertical	Horizontal	Pass

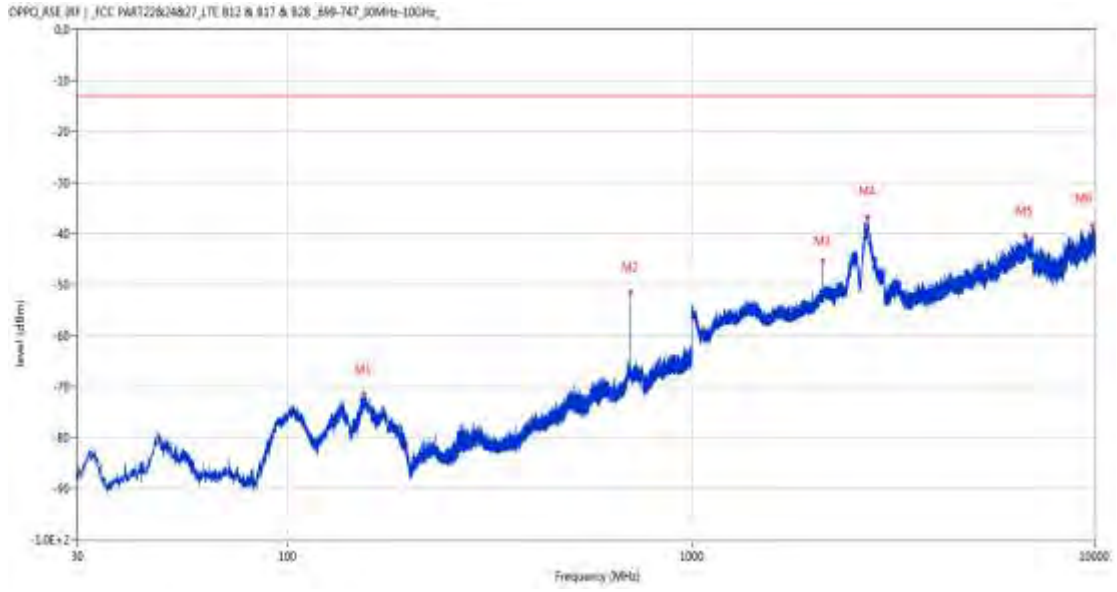
## 13.2 LTE Band 17 BW10, Middle Channel

RSE-H&H LTE Band 17 BW10 CH23790



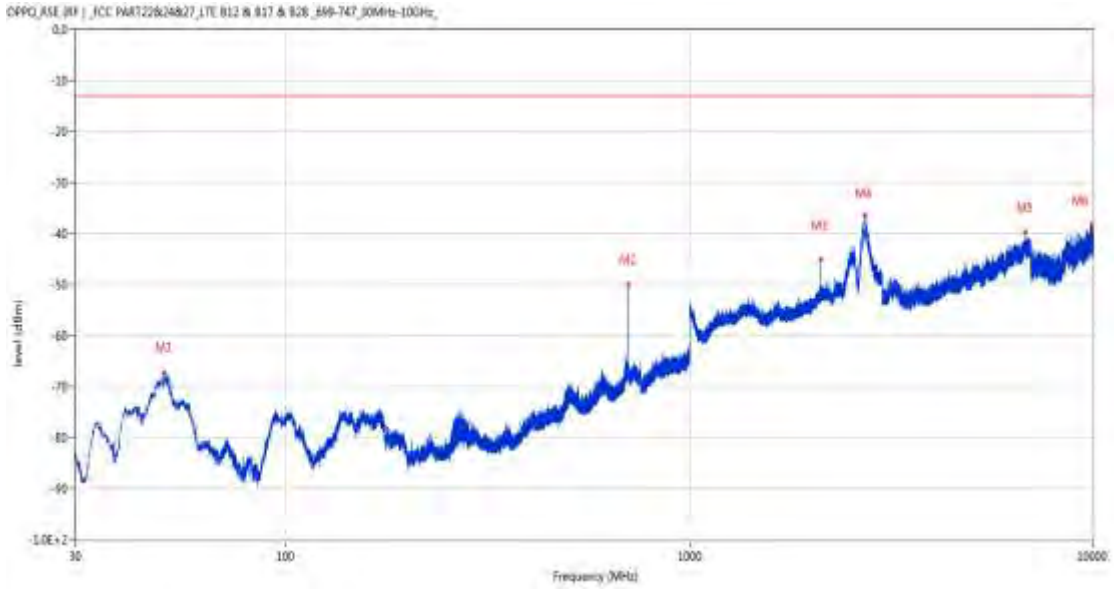
Frequency (MHz)	Result (dBm)	Factor (dB)	PK Limit (dBm)	Over Limit (dB)	Table (o)	ANT	EUT	Verdict
132.674	-71.39	-16.73	-13.0	-58.39	315.00	Horizontal	Horizontal	Pass
705.557	-48.19	3.16	-13.0	-35.19	296.00	Horizontal	Horizontal	N/A
2116.700	-45.97	1.10	-13.0	-32.97	291.00	Horizontal	Horizontal	Pass
2731.000	-35.86	19.69	-13.0	-22.86	28.00	Horizontal	Horizontal	Pass
6803.600	-40.50	13.12	-13.0	-27.50	324.00	Horizontal	Horizontal	Pass
9942.850	-37.96	19.24	-13.0	-24.96	244.00	Horizontal	Horizontal	Pass

RSE-H&V LTE Band 17 BW10 CH23790



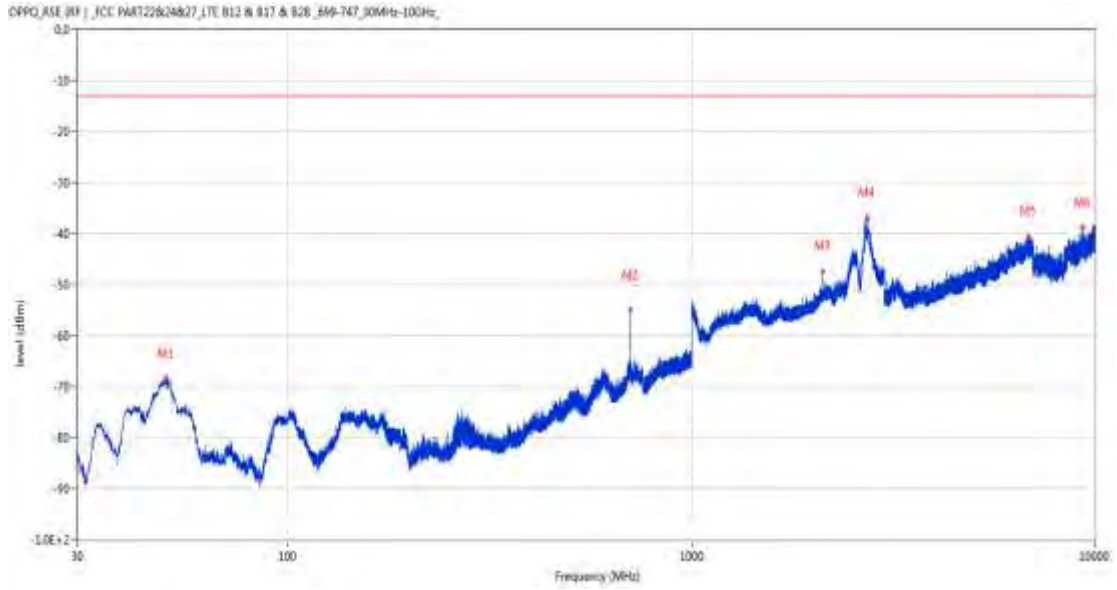
Frequency (MHz)	Result (dBm)	Factor (dB)	PK Limit (dBm)	Over Limit (dB)	Table (o)	ANT	EUT	Verdict
154.111	-71.50	-15.23	-13.0	-58.50	292.00	Horizontal	Vertical	Pass
705.508	-51.50	3.16	-13.0	-38.50	222.00	Horizontal	Vertical	N/A
2117.200	-45.76	1.12	-13.0	-32.76	360.00	Horizontal	Vertical	Pass
2734.000	-36.65	19.25	-13.0	-23.65	354.00	Horizontal	Vertical	Pass
6721.200	-40.48	11.10	-13.0	-27.48	151.00	Horizontal	Vertical	Pass
9853.901	-38.39	18.15	-13.0	-25.39	360.00	Horizontal	Vertical	Pass

RSE-V&V LTE Band 17 BW10 CH23790



Frequency (MHz)	Result (dBm)	Factor (dB)	PK Limit (dBm)	Over Limit (dB)	Table (o)	ANT	EUT	Verdict
49.739	-67.35	-15.03	-13.0	-54.35	118.00	Vertical	Vertical	Pass
705.605	-50.02	3.16	-13.0	-37.02	63.00	Vertical	Vertical	N/A
2116.900	-45.15	1.11	-13.0	-32.15	229.00	Vertical	Vertical	Pass
2727.400	-36.41	19.54	-13.0	-23.41	318.00	Vertical	Vertical	Pass
6808.000	-39.72	13.07	-13.0	-26.72	78.00	Vertical	Vertical	Pass
9944.350	-38.41	19.27	-13.0	-25.41	352.00	Vertical	Vertical	Pass

RSE-V&H LTE Band 17 BW10 CH23790

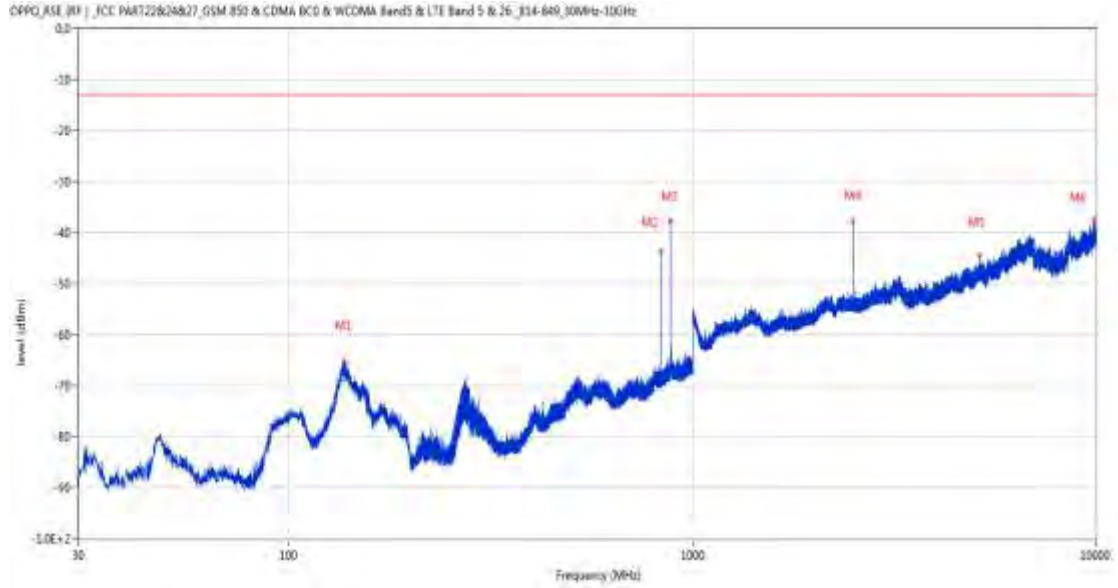


Frequency (MHz)	Result (dBm)	Factor (dB)	PK Limit (dBm)	Over Limit (dB)	Table (o)	ANT	EUT	Verdict
49.885	-68.44	-14.97	-13.0	-55.44	35.00	Vertical	Horizontal	Pass
705.508	-54.85	3.16	-13.0	-41.85	136.00	Vertical	Horizontal	N/A
2116.800	-47.26	1.10	-13.0	-34.26	262.00	Vertical	Horizontal	Pass
2727.200	-36.85	19.50	-13.0	-23.85	262.00	Vertical	Horizontal	Pass
6831.200	-40.53	12.68	-13.0	-27.53	88.00	Vertical	Horizontal	Pass
9335.950	-38.84	16.39	-13.0	-25.84	288.00	Vertical	Horizontal	Pass

## 14 LTE Band 26 (Part22)

### 14.1 LTE Band 26 (Part22) BW1.4, Middle Channel

RSE-H&H LTE Band 26 (Part22) BW1.4 CH26915



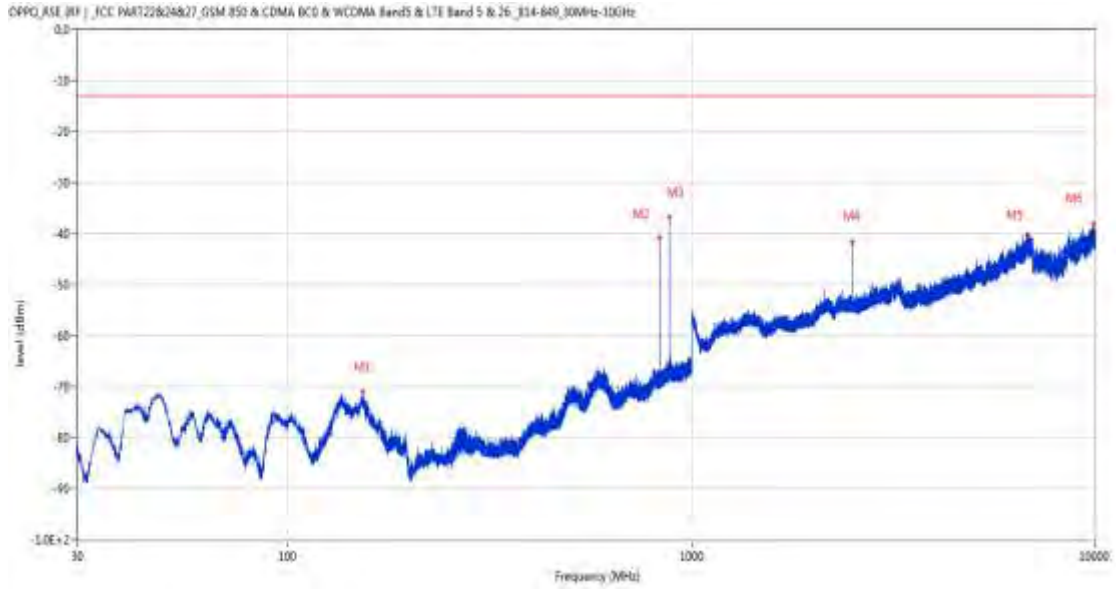
Frequency (MHz)	Result (dBm)	Factor (dB)	PK Limit (dBm)	Over Limit (dB)	Table (o)	ANT	EUT	Verdict
136.846	-65.39	-16.50	-13.0	-52.39	269.00	Horizontal	Horizontal	Pass
835.973	-43.74	2.17	-13.0	-30.74	332.00	Horizontal	Horizontal	N/A
881.757	-37.72	2.75	-13.0	-24.72	18.00	Horizontal	Horizontal	N/A
2508.300	-37.85	0.00	-13.0	-24.85	326.00	Horizontal	Horizontal	Pass
5135.000	-44.52	8.04	-13.0	-31.52	280.00	Horizontal	Horizontal	Pass
9902.349	-37.48	18.72	-13.0	-24.48	108.00	Horizontal	Horizontal	Pass

RSE-H&V LTE Band 26 (Part2) BW1.4 CH26915



Frequency (MHz)	Result (dBm)	Factor (dB)	PK Limit (dBm)	Over Limit (dB)	Table (o)	ANT	EUT	Verdict
134.372	-67.80	-16.81	-13.0	-54.80	255.00	Horizontal	Vertical	Pass
836.022	-49.30	2.17	-13.0	-36.30	295.00	Horizontal	Vertical	N/A
881.078	-36.91	2.69	-13.0	-23.91	19.00	Horizontal	Vertical	N/A
2508.300	-40.93	0.00	-13.0	-27.93	359.00	Horizontal	Vertical	Pass
6805.800	-40.30	13.12	-13.0	-27.30	97.00	Horizontal	Vertical	Pass
9911.050	-38.03	18.81	-13.0	-25.03	156.00	Horizontal	Vertical	Pass

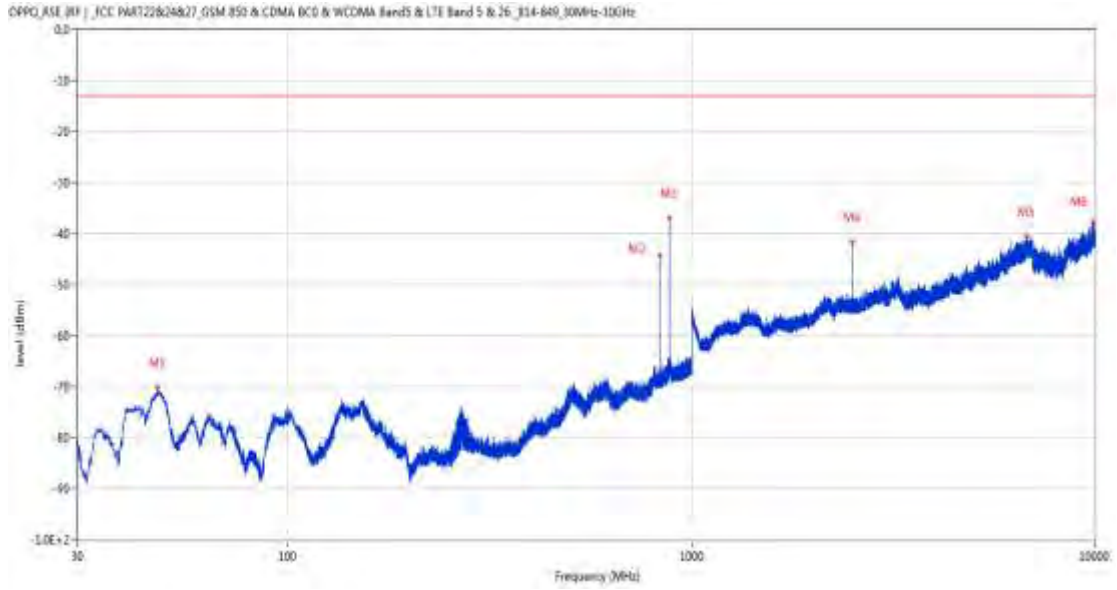
RSE-V&V LTE Band 26 (Part22) BW1.4 CH26915



Frequency (MHz)	Result (dBm)	Factor (dB)	PK Limit (dBm)	Over Limit (dB)	Table (o)	ANT	EUT	Verdict
153.335	-71.09	-15.68	-13.0	-58.09	311.00	Vertical	Vertical	Pass
836.070	-40.87	2.17	-13.0	-27.87	106.00	Vertical	Vertical	N/A
881.563	-36.77	2.73	-13.0	-23.77	54.00	Vertical	Vertical	N/A
2508.400	-41.57	-0.01	-13.0	-28.57	183.00	Vertical	Vertical	Pass
6813.600	-40.26	13.14	-13.0	-27.26	289.00	Vertical	Vertical	Pass
9907.900	-38.25	18.78	-13.0	-25.25	317.00	Vertical	Vertical	Pass



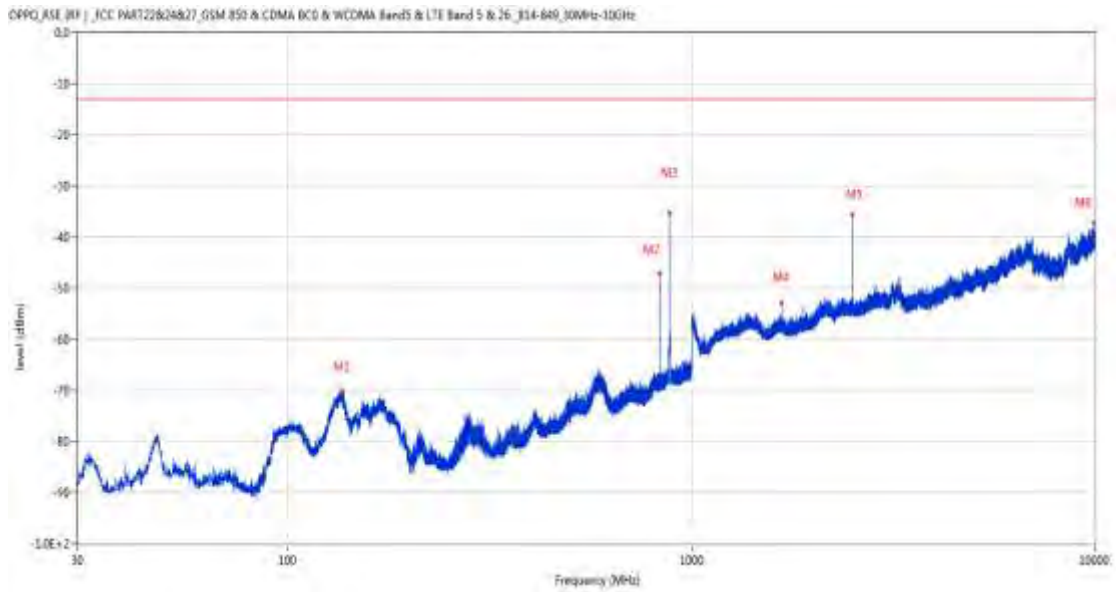
RSE-V&H LTE Band 26 (Part22) BW1.4 CH26915



Frequency (MHz)	Result (dBm)	Factor (dB)	PK Limit (dBm)	Over Limit (dB)	Table (o)	ANT	EUT	Verdict
47.508	-70.27	-16.24	-13.0	-57.27	133.00	Vertical	Horizontal	Pass
836.119	-44.26	2.17	-13.0	-31.26	233.00	Vertical	Horizontal	N/A
881.127	-37.03	2.69	-13.0	-24.03	56.00	Vertical	Horizontal	N/A
2508.400	-41.69	-0.01	-13.0	-28.69	352.00	Vertical	Horizontal	Pass
6792.200	-40.52	12.94	-13.0	-27.52	156.00	Vertical	Horizontal	Pass
9903.400	-37.71	18.73	-13.0	-24.71	244.00	Vertical	Horizontal	Pass

## 14.2 LTE Band 26 (Part22) BW3, Middle Channel

RSE-H&H LTE Band 26 (Part22) BW3 CH26915



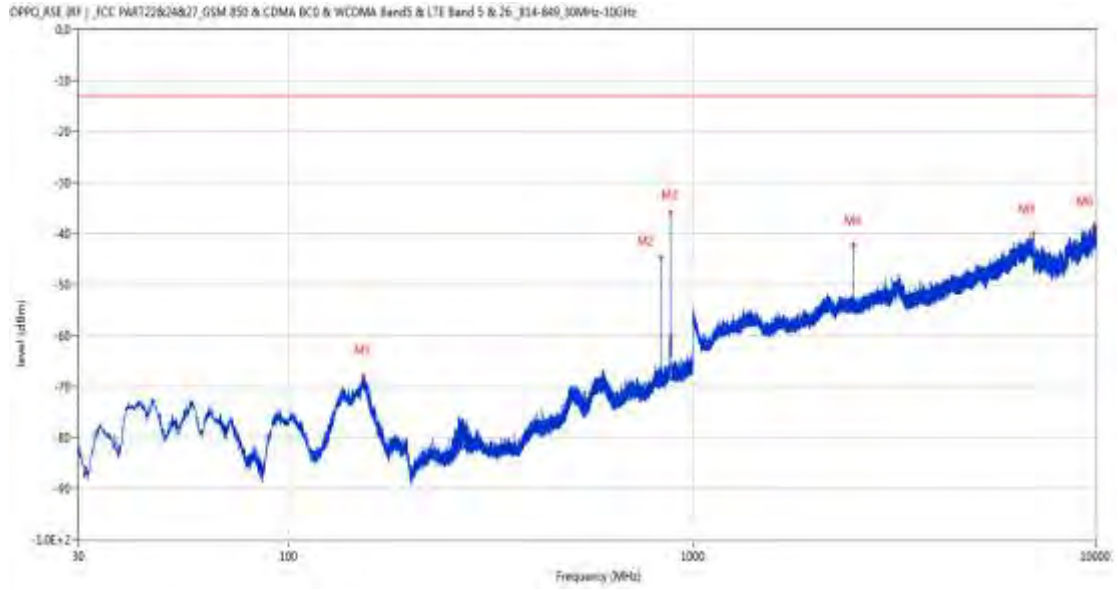
Frequency (MHz)	Result (dBm)	Factor (dB)	PK Limit (dBm)	Over Limit (dB)	Table (o)	ANT	EUT	Verdict
136.070	-70.31	-16.65	-13.0	-57.31	132.00	Horizontal	Horizontal	Pass
835.246	-47.13	2.16	-13.0	-34.13	53.00	Horizontal	Horizontal	N/A
881.369	-35.24	2.71	-13.0	-22.24	22.00	Horizontal	Horizontal	N/A
1670.900	-52.79	-4.30	-13.0	-39.79	257.00	Horizontal	Horizontal	Pass
2505.900	-35.74	-0.06	-13.0	-22.74	286.00	Horizontal	Horizontal	Pass
9937.150	-37.45	19.13	-13.0	-24.45	212.00	Horizontal	Horizontal	Pass

RSE-H&V LTE Band 26 (Part2) BW3 CH26915



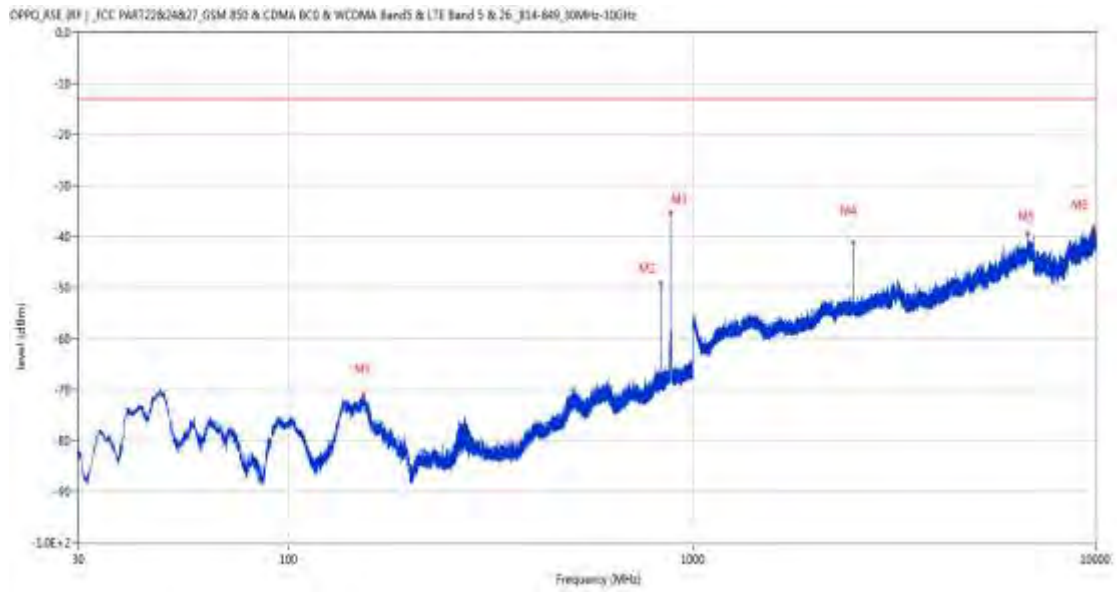
Frequency (MHz)	Result (dBm)	Factor (dB)	PK Limit (dBm)	Over Limit (dB)	Table (o)	ANT	EUT	Verdict
153.917	-69.95	-15.68	-13.0	-56.95	249.00	Horizontal	Vertical	Pass
835.294	-53.93	2.16	-13.0	-40.93	18.00	Horizontal	Vertical	N/A
880.641	-36.27	2.64	-13.0	-23.27	344.00	Horizontal	Vertical	N/A
2505.800	-39.62	-0.07	-13.0	-26.62	360.00	Horizontal	Vertical	Pass
6854.800	-40.38	12.52	-13.0	-27.38	323.00	Horizontal	Vertical	Pass
9937.000	-37.09	19.13	-13.0	-24.09	39.00	Horizontal	Vertical	Pass

RSE-V&V LTE Band 26 (Part2) BW3 CH26915



Frequency (MHz)	Result (dBm)	Factor (dB)	PK Limit (dBm)	Over Limit (dB)	Table (o)	ANT	EUT	Verdict
152.171	-68.04	-15.70	-13.0	-55.04	231.00	Vertical	Vertical	Pass
835.246	-44.77	2.16	-13.0	-31.77	21.00	Vertical	Vertical	N/A
881.369	-36.02	2.71	-13.0	-23.02	58.00	Vertical	Vertical	N/A
2505.900	-42.29	-0.06	-13.0	-29.29	177.00	Vertical	Vertical	Pass
6999.200	-39.97	13.93	-13.0	-26.97	51.00	Vertical	Vertical	Pass
9938.500	-38.29	19.15	-13.0	-25.29	339.00	Vertical	Vertical	Pass

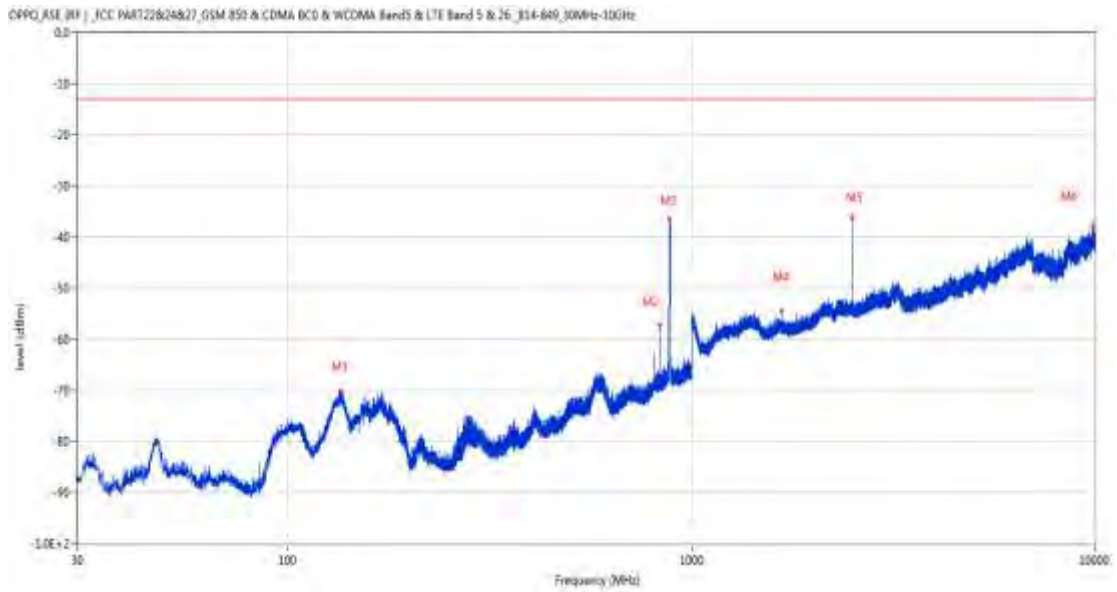
RSE-V&H LTE Band 26 (Part2) BW3 CH26915



Frequency (MHz)	Result (dBm)	Factor (dB)	PK Limit (dBm)	Over Limit (dB)	Table (o)	ANT	EUT	Verdict
152.753	-70.99	-15.69	-13.0	-57.99	359.00	Vertical	Horizontal	Pass
835.246	-49.17	2.16	-13.0	-36.17	233.00	Vertical	Horizontal	N/A
880.836	-35.24	2.66	-13.0	-22.24	59.00	Vertical	Horizontal	N/A
2505.900	-44.09	-0.06	-13.0	-31.09	350.00	Vertical	Horizontal	Pass
6788.800	-39.45	12.82	-13.0	-26.45	67.00	Vertical	Horizontal	Pass
9849.850	-38.29	18.19	-13.0	-25.29	210.00	Vertical	Horizontal	Pass

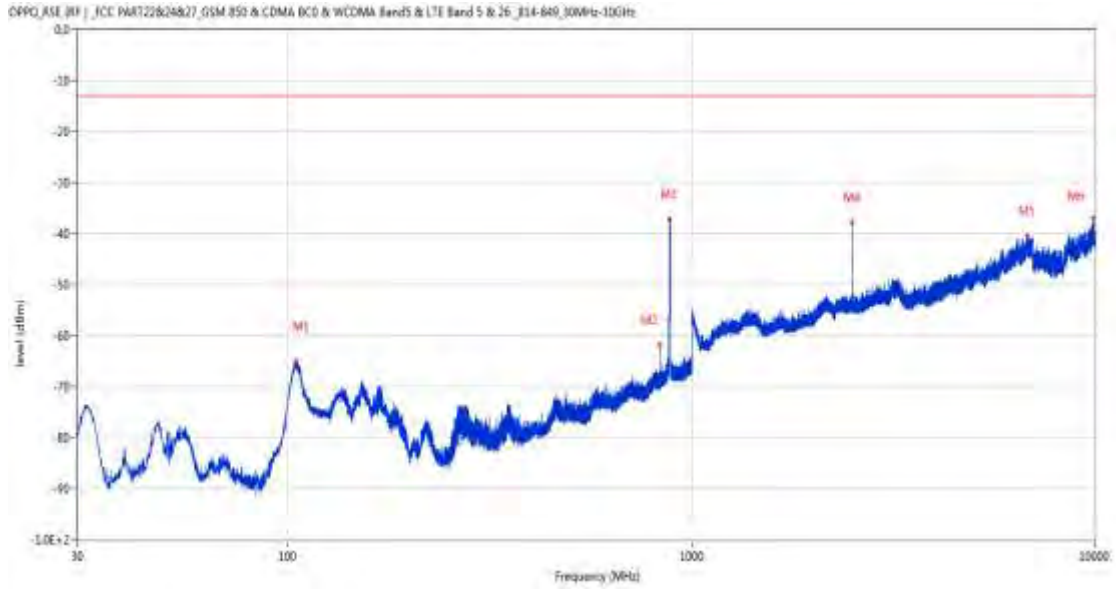
### 14.3 LTE Band 26 (Part22) BW5, Middle Channel

RSE-H&H LTE Band 26 (Part22) BW5 CH26915



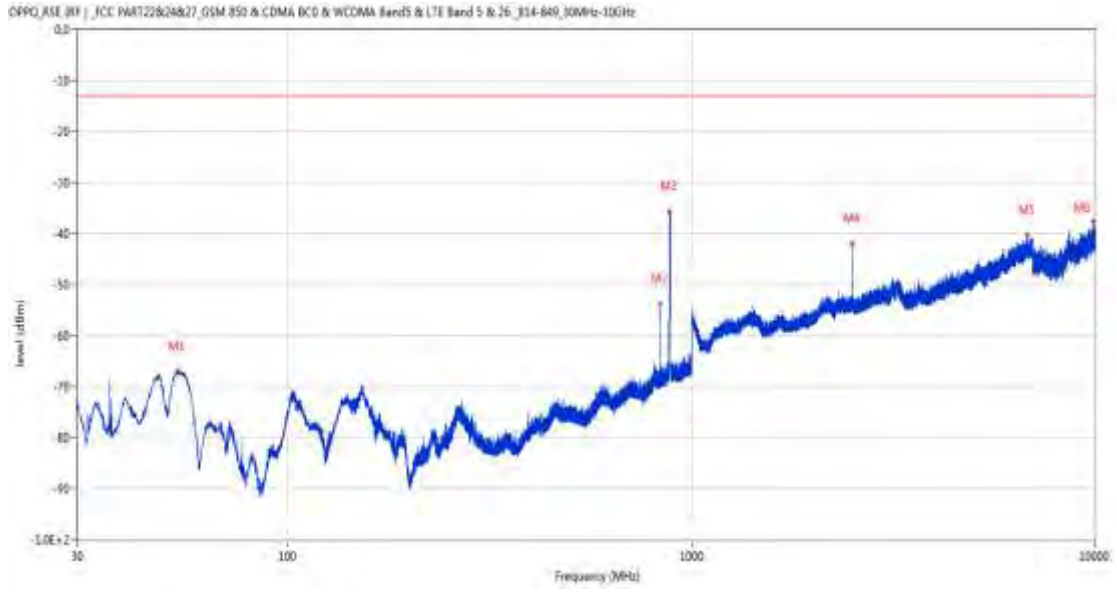
Frequency (MHz)	Result (dBm)	Factor (dB)	PK Limit (dBm)	Over Limit (dB)	Table (o)	ANT	EUT	Verdict
134.663	-70.26	-16.77	-13.0	-57.26	273.00	Horizontal	Horizontal	Pass
834.372	-57.17	2.15	-13.0	-44.17	67.00	Horizontal	Horizontal	N/A
879.575	-36.55	2.59	-13.0	-23.55	25.00	Horizontal	Horizontal	N/A
1668.600	-54.48	-4.23	-13.0	-41.48	264.00	Horizontal	Horizontal	Pass
2503.200	-36.08	-0.17	-13.0	-23.08	337.00	Horizontal	Horizontal	Pass
9889.000	-37.83	18.47	-13.0	-24.83	92.00	Horizontal	Horizontal	Pass

RSE-H&V LTE Band 26 (Part22) BW5 CH26915



Frequency (MHz)	Result (dBm)	Factor (dB)	PK Limit (dBm)	Over Limit (dB)	Table (o)	ANT	EUT	Verdict
104.205	-65.05	-21.40	-13.0	-52.05	133.00	Horizontal	Vertical	Pass
834.324	-61.79	2.15	-13.0	-48.79	280.00	Horizontal	Vertical	N/A
880.641	-37.19	2.64	-13.0	-24.19	330.00	Horizontal	Vertical	N/A
2503.300	-37.83	-0.17	-13.0	-24.83	28.00	Horizontal	Vertical	Pass
6803.800	-40.40	13.12	-13.0	-27.40	29.00	Horizontal	Vertical	Pass
9912.700	-37.03	18.82	-13.0	-24.03	201.00	Horizontal	Vertical	Pass

RSE-V&V LTE Band 26 (Part2) BW5 CH26915



Frequency (MHz)	Result (dBm)	Factor (dB)	PK Limit (dBm)	Over Limit (dB)	Table (o)	ANT	EUT	Verdict
53.231	-66.92	-14.91	-13.0	-53.92	87.00	Vertical	Vertical	Pass
834.372	-53.87	2.15	-13.0	-40.87	90.00	Vertical	Vertical	N/A
881.030	-35.66	2.68	-13.0	-22.66	55.00	Vertical	Vertical	N/A
2503.300	-43.66	-0.17	-13.0	-30.66	200.00	Vertical	Vertical	Pass
6808.800	-40.24	13.06	-13.0	-27.24	184.00	Vertical	Vertical	Pass
9880.300	-37.56	18.29	-13.0	-24.56	360.00	Vertical	Vertical	Pass



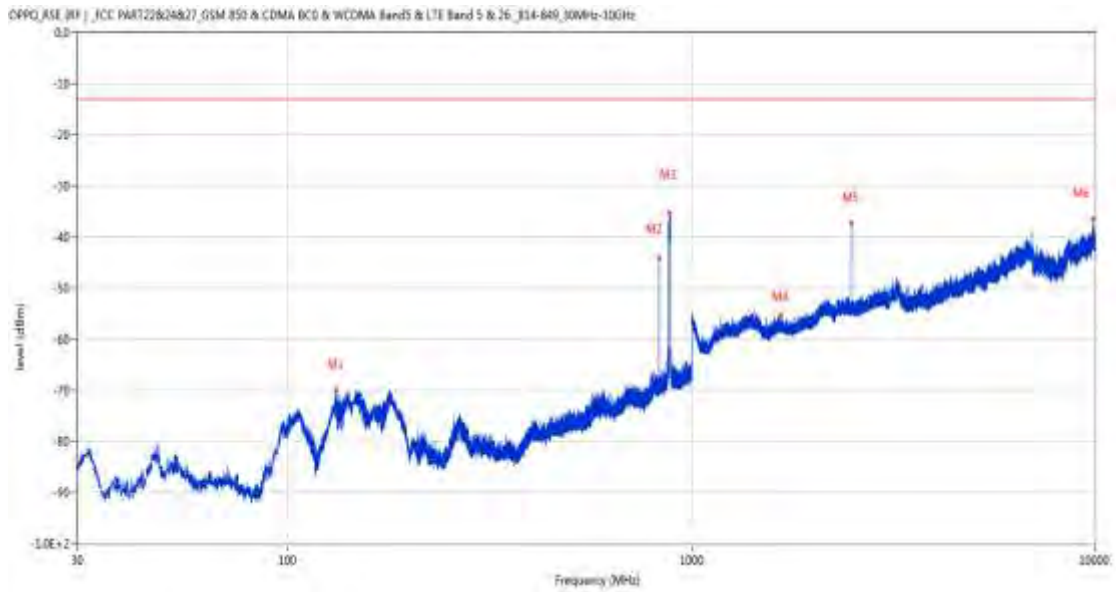
RSE-V&H LTE Band 26 (Part22) BW5 CH26915



Frequency (MHz)	Result (dBm)	Factor (dB)	PK Limit (dBm)	Over Limit (dB)	Table (o)	ANT	EUT	Verdict
53.280	-67.03	-14.90	-13.0	-54.03	92.00	Vertical	Horizontal	Pass
834.324	-62.68	2.15	-13.0	-49.68	245.00	Vertical	Horizontal	N/A
881.708	-35.78	2.74	-13.0	-22.78	52.00	Vertical	Horizontal	N/A
2503.100	-41.88	-0.17	-13.0	-28.88	7.00	Vertical	Horizontal	Pass
6999.200	-40.05	13.93	-13.0	-27.05	360.00	Vertical	Horizontal	Pass
9911.950	-36.38	18.81	-13.0	-23.38	360.00	Vertical	Horizontal	Pass

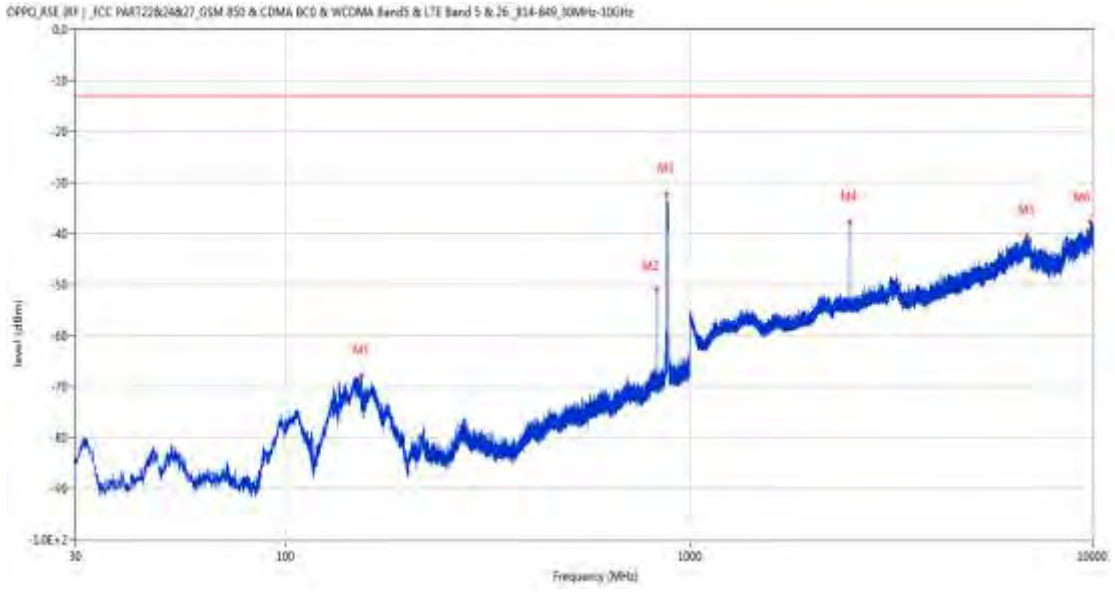
### 14.4 LTE Band 26 (Part22) BW10, Middle Channel

RSE-H&H LTE Band 26 (Part22) BW10 CH26915



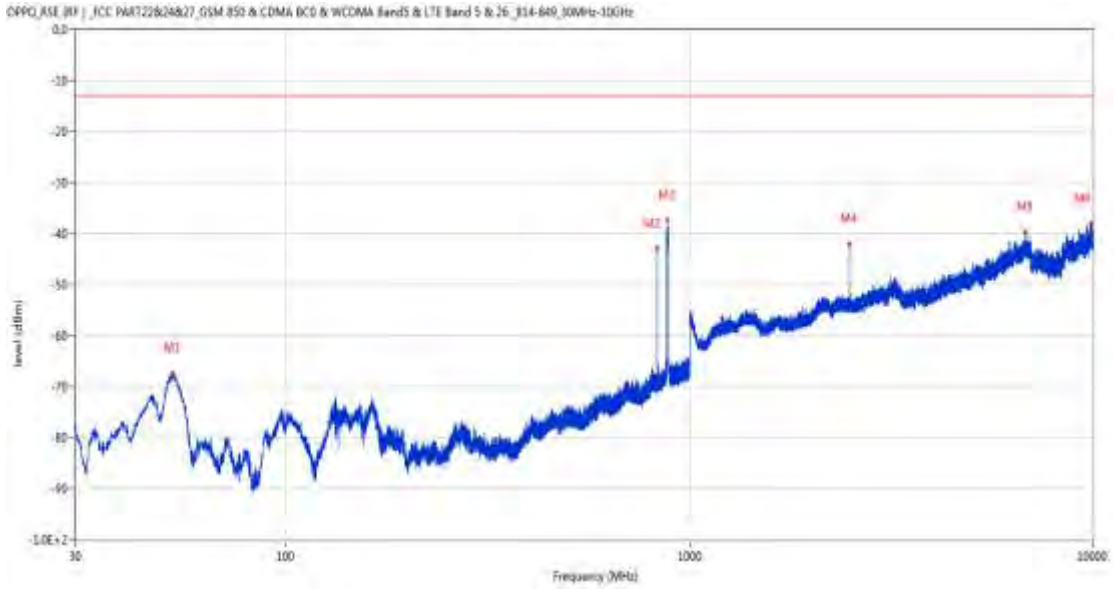
Frequency (MHz)	Result (dBm)	Factor (dB)	PK Limit (dBm)	Over Limit (dB)	Table (o)	ANT	EUT	Verdict
131.510	-70.06	-17.49	-13.0	-57.06	101.00	Horizontal	Horizontal	Pass
832.142	-44.18	2.12	-13.0	-31.18	299.00	Horizontal	Horizontal	N/A
881.757	-35.28	2.75	-13.0	-22.28	162.00	Horizontal	Horizontal	N/A
1665.000	-55.36	-4.22	-13.0	-42.36	239.00	Horizontal	Horizontal	Pass
2496.500	-37.36	-0.25	-13.0	-24.36	112.00	Horizontal	Horizontal	Pass
9904.300	-36.63	18.74	-13.0	-23.63	43.00	Horizontal	Horizontal	Pass

RSE-H&V LTE Band 26 (Part2) BW10 CH26915



Frequency (MHz)	Result (dBm)	Factor (dB)	PK Limit (dBm)	Over Limit (dB)	Table (o)	ANT	EUT	Verdict
153.772	-67.81	-15.68	-13.0	-54.81	102.00	Horizontal	Vertical	Pass
832.142	-51.06	2.12	-13.0	-38.06	305.00	Horizontal	Vertical	N/A
877.877	-32.18	2.62	-13.0	-19.18	156.00	Horizontal	Vertical	N/A
2496.400	-37.83	-0.26	-13.0	-24.83	33.00	Horizontal	Vertical	Pass
6862.200	-40.41	12.33	-13.0	-27.41	171.00	Horizontal	Vertical	Pass
9871.300	-37.80	18.19	-13.0	-24.80	129.00	Horizontal	Vertical	Pass

RSE-V&V LTE Band 26 (Part22) BW10 CH26915



Frequency (MHz)	Result (dBm)	Factor (dB)	PK Limit (dBm)	Over Limit (dB)	Table (o)	ANT	EUT	Verdict
52.310	-67.28	-14.98	-13.0	-54.28	103.00	Vertical	Vertical	Pass
832.093	-42.92	2.12	-13.0	-29.92	93.00	Vertical	Vertical	N/A
881.078	-37.26	2.69	-13.0	-24.26	53.00	Vertical	Vertical	N/A
2496.500	-42.12	-0.25	-13.0	-29.12	178.00	Vertical	Vertical	Pass
6804.800	-39.90	13.12	-13.0	-26.90	266.00	Vertical	Vertical	Pass
9912.700	-37.97	18.82	-13.0	-24.97	44.00	Vertical	Vertical	Pass

RSE-V&H LTE Band 26 (Part2) BW10 CH26915



Frequency (MHz)	Result (dBm)	Factor (dB)	PK Limit (dBm)	Over Limit (dB)	Table (o)	ANT	EUT	Verdict
53.328	-67.19	-14.90	-13.0	-54.19	98.00	Vertical	Horizontal	Pass
832.044	-53.03	2.12	-13.0	-40.03	238.00	Vertical	Horizontal	N/A
880.981	-36.35	2.68	-13.0	-23.35	56.00	Vertical	Horizontal	N/A
1664.600	-53.36	-4.21	-13.0	-40.36	284.00	Vertical	Horizontal	Pass
2496.500	-43.34	-0.25	-13.0	-30.34	185.00	Vertical	Horizontal	Pass
6817.000	-39.82	13.12	-13.0	-26.82	83.00	Vertical	Horizontal	Pass

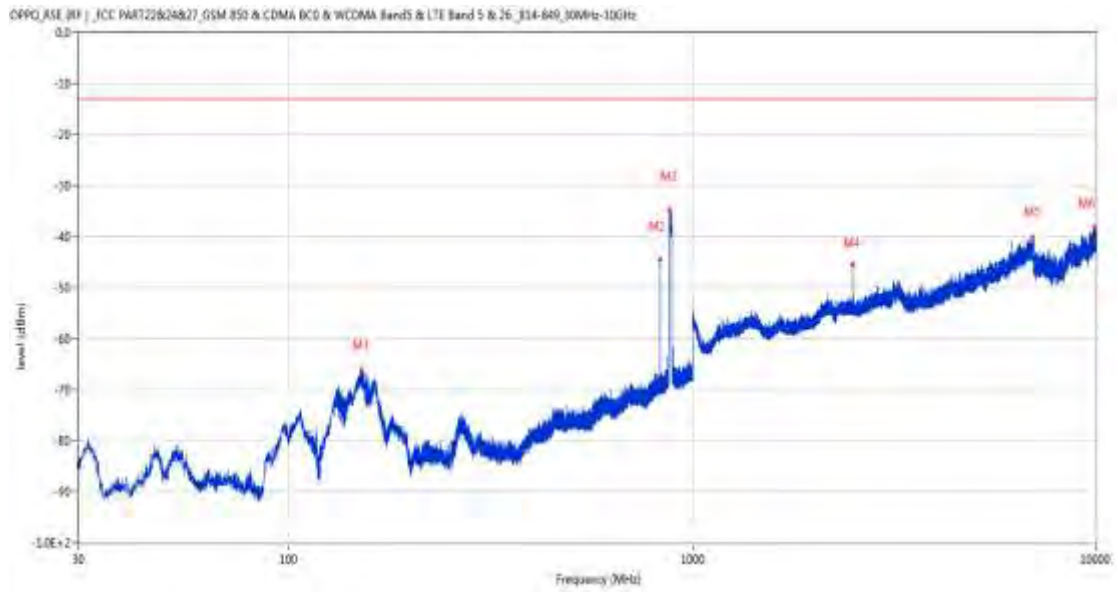
## 14.5 LTE Band 26 (Part22) BW15, Middle Channel

RSE-H&H LTE Band 26 (Part22) BW15 CH26915



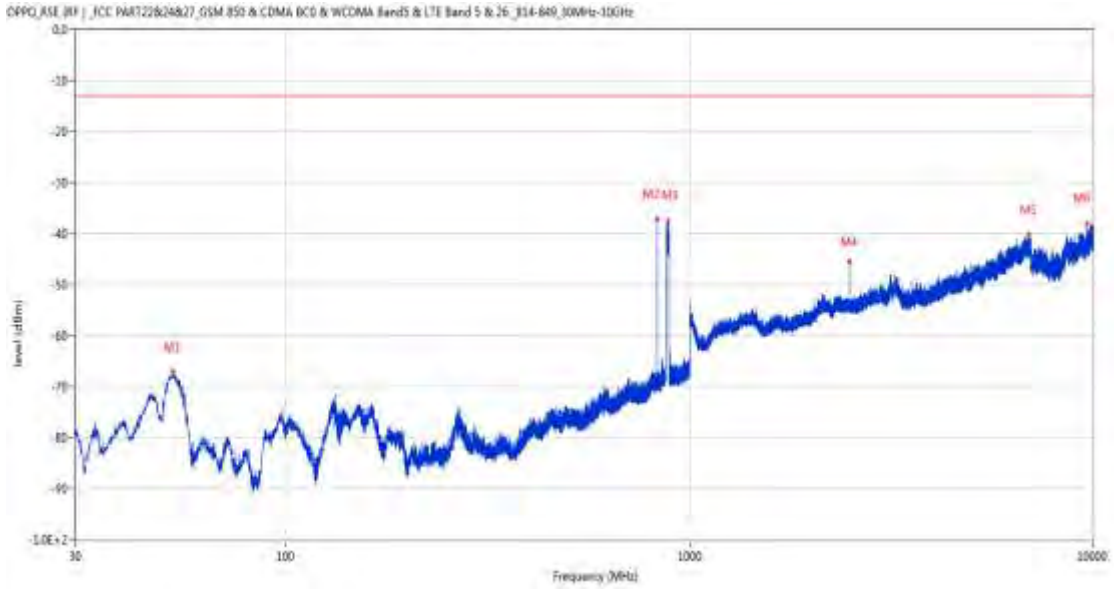
Frequency (MHz)	Result (dBm)	Factor (dB)	PK Limit (dBm)	Over Limit (dB)	Table (o)	ANT	EUT	Verdict
178.070	-68.59	-15.03	-13.0	-55.59	292.00	Horizontal	Horizontal	Pass
829.765	-38.75	2.09	-13.0	-25.75	-2.00	Horizontal	Horizontal	N/A
884.812	-34.85	2.76	-13.0	-21.85	148.00	Horizontal	Horizontal	N/A
2489.700	-47.51	-0.33	-13.0	-34.51	313.00	Horizontal	Horizontal	Pass
4100.000	-48.26	4.98	-13.0	-35.26	264.00	Horizontal	Horizontal	Pass
9916.300	-38.14	18.86	-13.0	-25.14	184.00	Horizontal	Horizontal	Pass

RSE-H&V LTE Band 26 (Part22) BW15 CH26915



Frequency (MHz)	Result (dBm)	Factor (dB)	PK Limit (dBm)	Over Limit (dB)	Table (o)	ANT	EUT	Verdict
150.765	-66.12	-15.74	-13.0	-53.12	107.00	Horizontal	Vertical	Pass
829.814	-44.45	2.09	-13.0	-31.45	290.00	Horizontal	Vertical	N/A
878.653	-34.71	2.61	-13.0	-21.71	161.00	Horizontal	Vertical	N/A
2489.600	-45.54	-0.34	-13.0	-32.54	100.00	Horizontal	Vertical	Pass
6980.000	-40.27	13.45	-13.0	-27.27	185.00	Horizontal	Vertical	Pass
9905.050	-38.13	18.75	-13.0	-25.13	259.00	Horizontal	Vertical	Pass

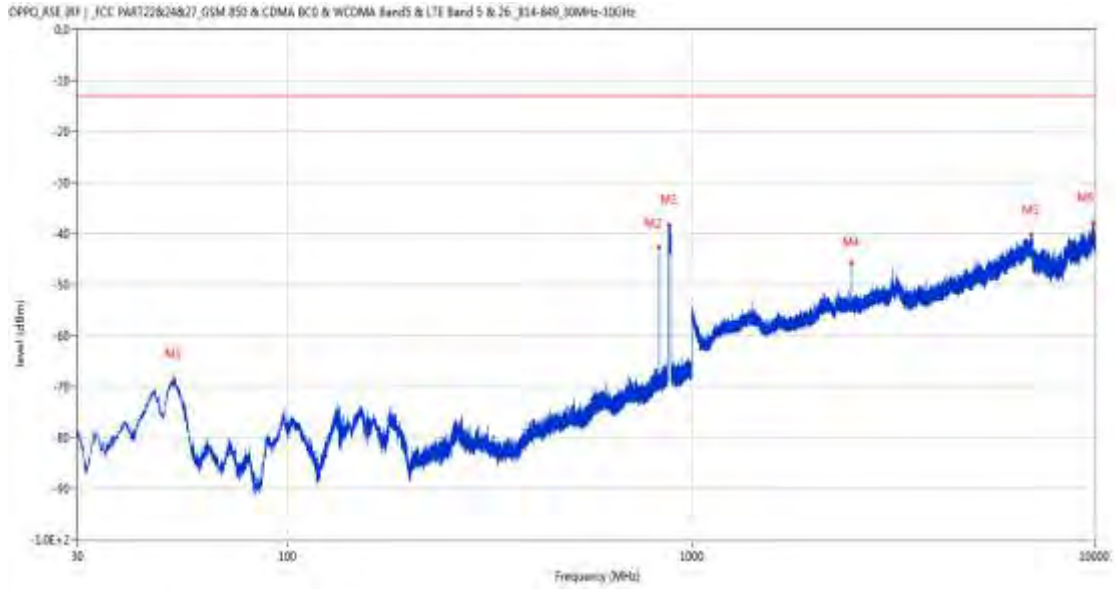
RSE-V&V LTE Band 26 (Part2) BW15 CH26915



Frequency (MHz)	Result (dBm)	Factor (dB)	PK Limit (dBm)	Over Limit (dB)	Table (o)	ANT	EUT	Verdict
52.358	-67.15	-14.98	-13.0	-54.15	119.00	Vertical	Vertical	Pass
829.862	-37.13	2.09	-13.0	-24.13	91.00	Vertical	Vertical	N/A
883.455	-37.52	2.78	-13.0	-24.52	53.00	Vertical	Vertical	N/A
2489.600	-45.61	-0.34	-13.0	-32.61	206.00	Vertical	Vertical	Pass
6961.000	-40.24	13.10	-13.0	-27.24	80.00	Vertical	Vertical	Pass
9679.750	-38.19	19.07	-13.0	-25.19	211.00	Vertical	Vertical	Pass



RSE-V&H LTE Band 26 (Part2) BW15 CH26915

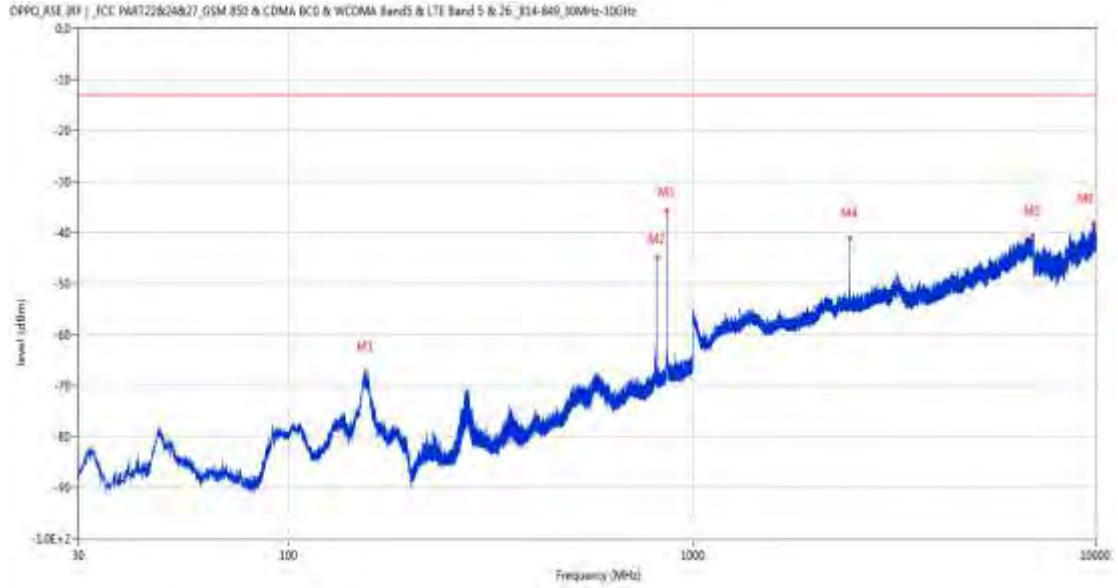


Frequency (MHz)	Result (dBm)	Factor (dB)	PK Limit (dBm)	Over Limit (dB)	Table (o)	ANT	EUT	Verdict
52.068	-68.57	-15.00	-13.0	-55.57	42.00	Vertical	Horizontal	Pass
829.862	-42.70	2.09	-13.0	-29.70	197.00	Vertical	Horizontal	N/A
882.824	-38.34	2.78	-13.0	-25.34	54.00	Vertical	Horizontal	N/A
2489.900	-45.79	-0.33	-13.0	-32.79	2.00	Vertical	Horizontal	Pass
6946.800	-40.24	13.06	-13.0	-27.24	218.00	Vertical	Horizontal	Pass
9917.799	-37.98	18.87	-13.0	-24.98	360.00	Vertical	Horizontal	Pass

## 15 LTE Band 26 (Part90)

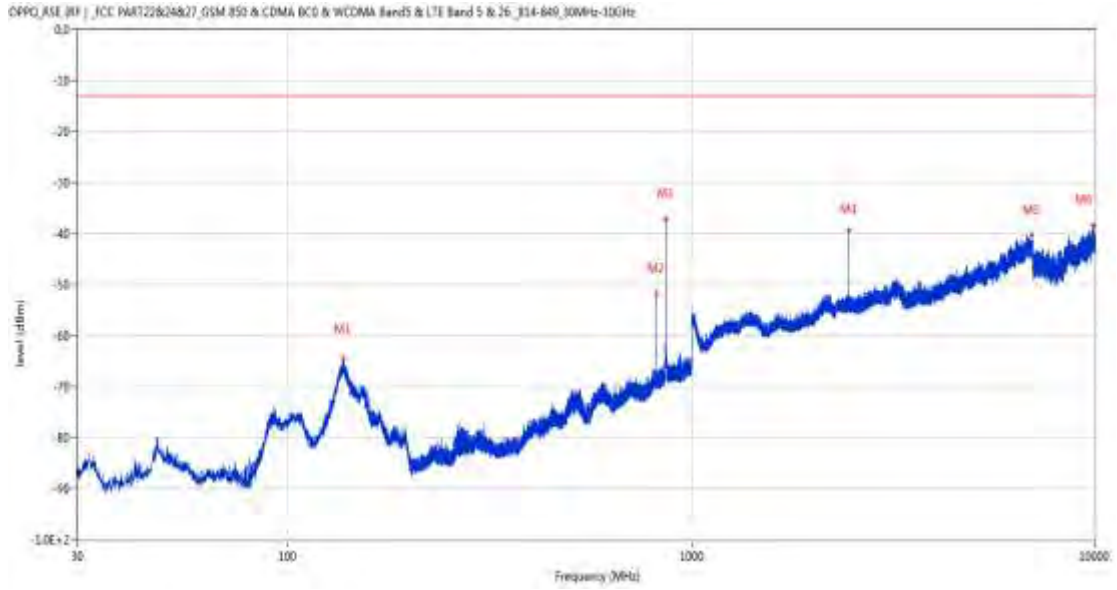
### 15.1 LTE Band 26 (Part90) BW1.4, Middle Channel

RSE-H&H LTE Band 26 (Part90) BW1.4 CH26740



Frequency (MHz)	Result (dBm)	Factor (dB)	PK Limit (dBm)	Over Limit (dB)	Table (o)	ANT	EUT	Verdict
154.984	-67.33	-15.68	-13.0	-54.33	260.00	Horizontal	Horizontal	Pass
818.562	-44.95	1.90	-13.0	-31.95	295.00	Horizontal	Horizontal	N/A
863.618	-35.71	2.15	-13.0	-22.71	338.00	Horizontal	Horizontal	N/A
2455.900	-42.29	-0.72	-13.0	-29.29	331.00	Horizontal	Horizontal	Pass
6994.000	-40.56	13.89	-13.0	-27.56	160.00	Horizontal	Horizontal	Pass
9839.050	-38.34	18.31	-13.0	-25.34	307.00	Horizontal	Horizontal	Pass

RSE-H&V LTE Band 26 (Part90) BW1.4 CH26740



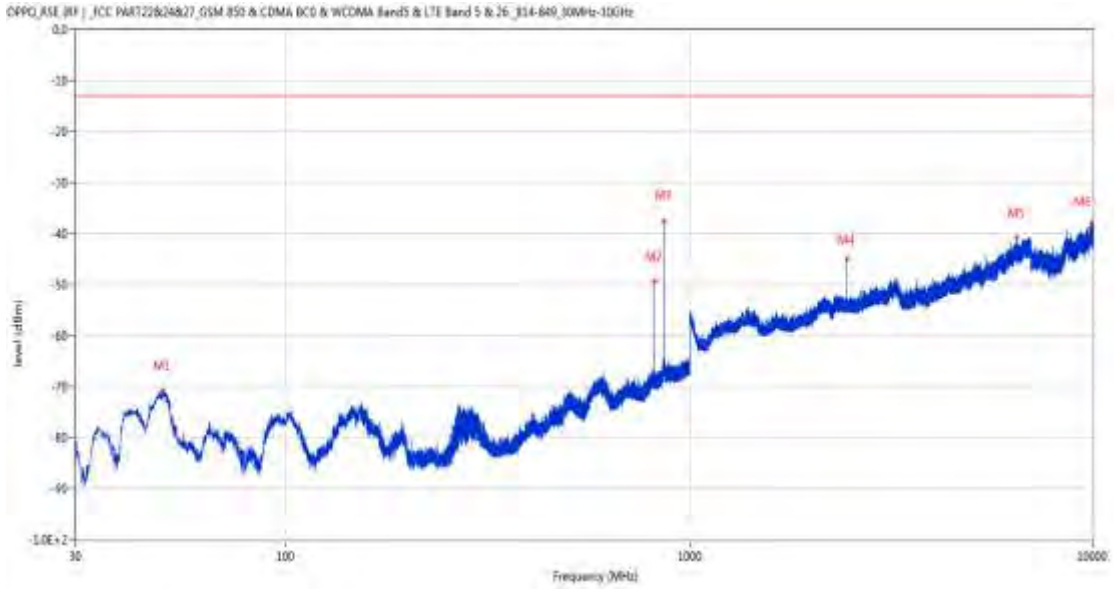
Frequency (MHz)	Result (dBm)	Factor (dB)	PK Limit (dBm)	Over Limit (dB)	Table (o)	ANT	EUT	Verdict
136.603	-64.44	-16.57	-13.0	-51.44	282.00	Horizontal	Vertical	Pass
818.562	-51.80	1.90	-13.0	-38.80	212.00	Horizontal	Vertical	N/A
864.006	-37.09	2.13	-13.0	-24.09	26.00	Horizontal	Vertical	N/A
2455.700	-39.43	-0.71	-13.0	-26.43	16.00	Horizontal	Vertical	Pass
6983.800	-40.42	13.58	-13.0	-27.42	360.00	Horizontal	Vertical	Pass
9906.700	-38.36	18.76	-13.0	-25.36	360.00	Horizontal	Vertical	Pass

RSE-V&V LTE Band 26 (Part90) BW1.4 CH26740



Frequency (MHz)	Result (dBm)	Factor (dB)	PK Limit (dBm)	Over Limit (dB)	Table (o)	ANT	EUT	Verdict
51.534	-71.72	-15.06	-13.0	-58.72	0.00	Vertical	Vertical	Pass
818.562	-43.85	1.90	-13.0	-30.85	81.00	Vertical	Vertical	N/A
863.909	-36.12	2.14	-13.0	-23.12	57.00	Vertical	Vertical	N/A
2455.800	-46.77	-0.72	-13.0	-33.77	328.00	Vertical	Vertical	Pass
6791.200	-40.56	12.92	-13.0	-27.56	132.00	Vertical	Vertical	Pass
9684.100	-38.54	19.02	-13.0	-25.54	349.00	Vertical	Vertical	Pass

RSE-V&H LTE Band 26 (Part90) BW1.4 CH26740



Frequency (MHz)	Result (dBm)	Factor (dB)	PK Limit (dBm)	Over Limit (dB)	Table (o)	ANT	EUT	Verdict
49.255	-70.88	-15.58	-13.0	-57.88	303.00	Vertical	Horizontal	Pass
818.610	-49.48	1.90	-13.0	-36.48	245.00	Vertical	Horizontal	N/A
864.442	-37.49	2.11	-13.0	-24.49	50.00	Vertical	Horizontal	N/A
2455.800	-44.94	-0.72	-13.0	-31.94	5.00	Vertical	Horizontal	Pass
6482.400	-40.78	12.14	-13.0	-27.78	129.00	Vertical	Horizontal	Pass
9936.250	-37.77	19.12	-13.0	-24.77	205.00	Vertical	Horizontal	Pass

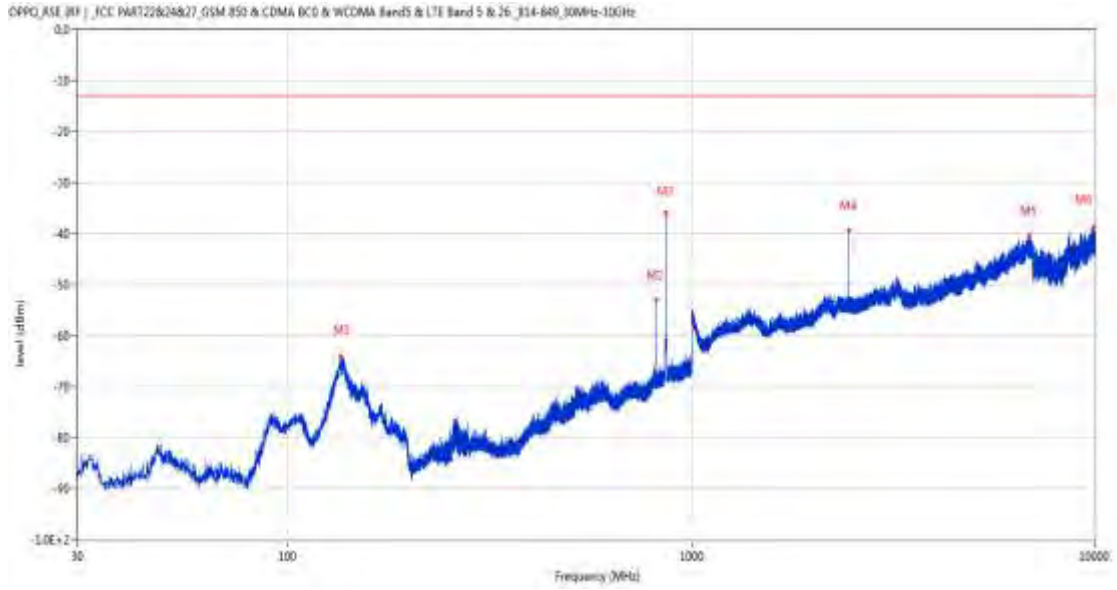
## 15.2 LTE Band 26 (Part90) BW3, Middle Channel

RSE-H&H LTE Band 26 (Part90) BW3 CH26740



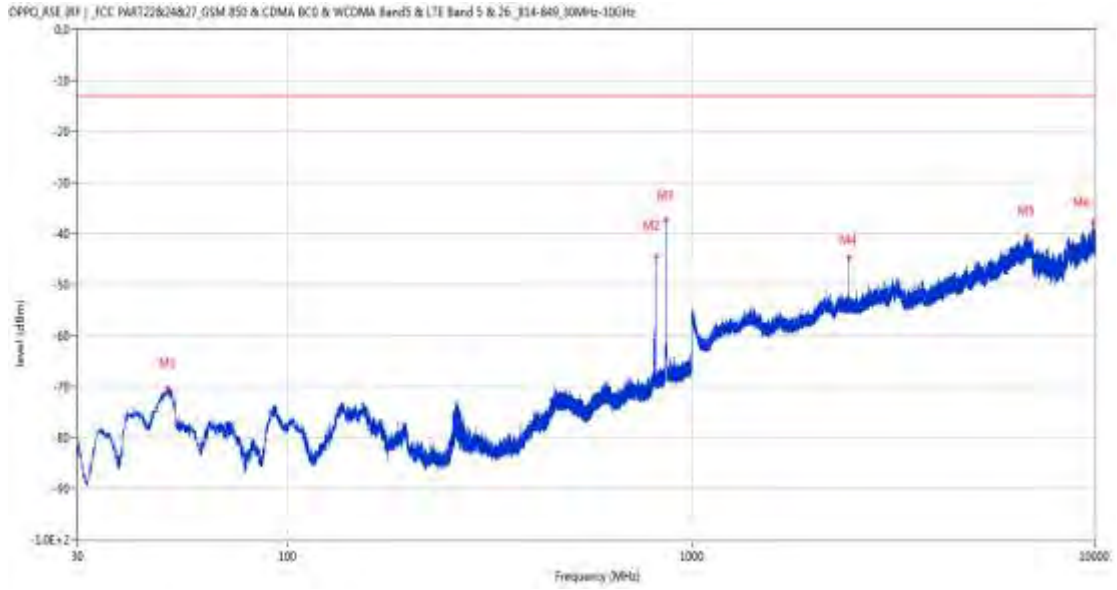
Frequency (MHz)	Result (dBm)	Factor (dB)	PK Limit (dBm)	Over Limit (dB)	Table (o)	ANT	EUT	Verdict
137.040	-65.25	-16.46	-13.0	-52.25	284.00	Horizontal	Horizontal	Pass
817.688	-42.91	1.86	-13.0	-29.91	342.00	Horizontal	Horizontal	N/A
864.151	-36.24	2.12	-13.0	-23.24	26.00	Horizontal	Horizontal	N/A
2453.300	-42.06	-0.54	-13.0	-29.06	333.00	Horizontal	Horizontal	Pass
6903.000	-40.42	12.22	-13.0	-27.42	139.00	Horizontal	Horizontal	Pass
9905.800	-38.85	18.76	-13.0	-25.85	347.00	Horizontal	Horizontal	Pass

RSE-H&V LTE Band 26 (Part90) BW3 CH26740



Frequency (MHz)	Result (dBm)	Factor (dB)	PK Limit (dBm)	Over Limit (dB)	Table (o)	ANT	EUT	Verdict
135.148	-64.06	-16.70	-13.0	-51.06	276.00	Horizontal	Vertical	Pass
817.688	-53.55	1.86	-13.0	-40.55	47.00	Horizontal	Vertical	N/A
864.200	-36.00	2.12	-13.0	-23.00	26.00	Horizontal	Vertical	N/A
2453.400	-39.90	-0.55	-13.0	-26.90	360.00	Horizontal	Vertical	Pass
6865.600	-40.47	12.18	-13.0	-27.47	62.00	Horizontal	Vertical	Pass
9939.849	-38.87	19.17	-13.0	-25.87	347.00	Horizontal	Vertical	Pass

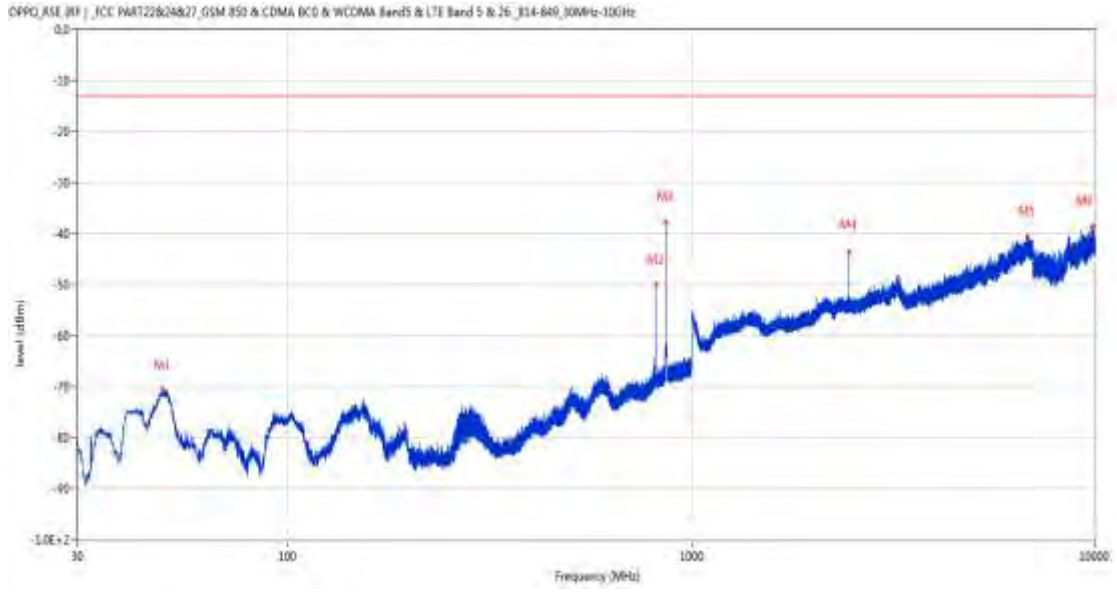
RSE-V&V LTE Band 26 (Part90) BW3 CH26740



Frequency (MHz)	Result (dBm)	Factor (dB)	PK Limit (dBm)	Over Limit (dB)	Table (o)	ANT	EUT	Verdict
50.322	-70.37	-15.20	-13.0	-57.37	72.00	Vertical	Vertical	Pass
817.688	-44.51	1.86	-13.0	-31.51	89.00	Vertical	Vertical	N/A
863.424	-37.43	2.16	-13.0	-24.43	60.00	Vertical	Vertical	N/A
2453.600	-44.77	-0.57	-13.0	-31.77	71.00	Vertical	Vertical	Pass
6775.600	-40.57	12.87	-13.0	-27.57	81.00	Vertical	Vertical	Pass
9910.750	-37.79	18.80	-13.0	-24.79	302.00	Vertical	Vertical	Pass



RSE-V&H LTE Band 26 (Part90) BW3 CH26740



Frequency (MHz)	Result (dBm)	Factor (dB)	PK Limit (dBm)	Over Limit (dB)	Table (o)	ANT	EUT	Verdict
48.818	-70.64	-15.76	-13.0	-57.64	71.00	Vertical	Horizontal	Pass
817.688	-50.10	1.86	-13.0	-37.10	223.00	Vertical	Horizontal	N/A
865.170	-37.66	2.08	-13.0	-24.66	52.00	Vertical	Horizontal	N/A
2453.400	-43.74	-0.55	-13.0	-30.74	5.00	Vertical	Horizontal	Pass
6792.400	-40.52	12.94	-13.0	-27.52	224.00	Vertical	Horizontal	Pass
9877.599	-38.60	18.26	-13.0	-25.60	340.00	Vertical	Horizontal	Pass

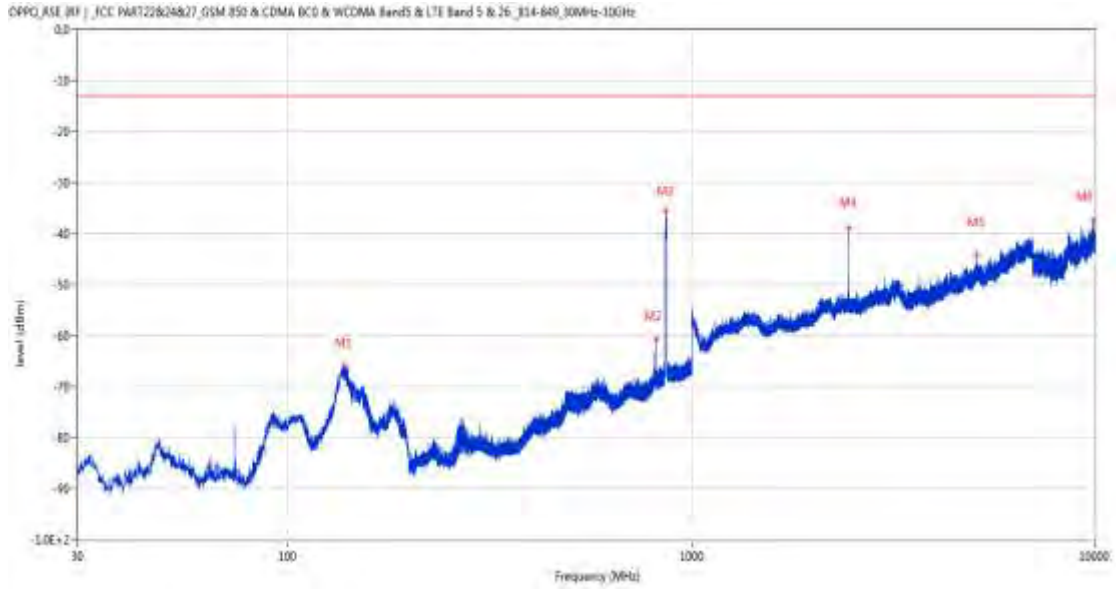
### 15.3 LTE Band 26 (Part90) BW5, Middle Channel

RSE-H&H LTE Band 26 (Part90) BW5 CH26740



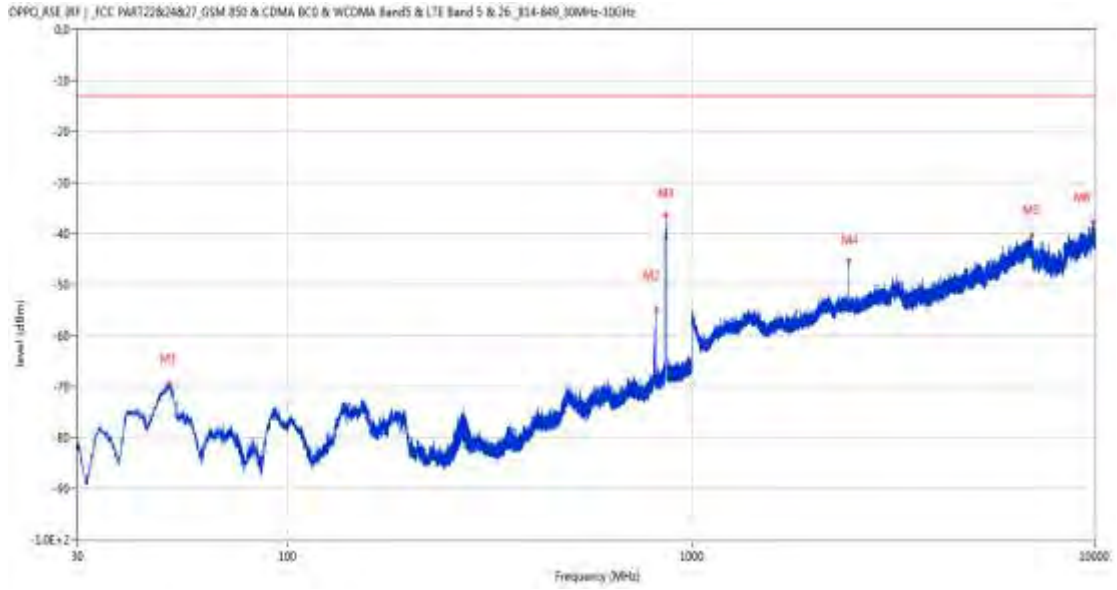
Frequency (MHz)	Result (dBm)	Factor (dB)	PK Limit (dBm)	Over Limit (dB)	Table (o)	ANT	EUT	Verdict
136.652	-65.24	-16.55	-13.0	-52.24	283.00	Horizontal	Horizontal	Pass
816.767	-53.73	1.82	-13.0	-40.73	338.00	Horizontal	Horizontal	N/A
864.442	-35.61	2.11	-13.0	-22.61	25.00	Horizontal	Horizontal	N/A
2450.800	-43.75	-0.34	-13.0	-30.75	271.00	Horizontal	Horizontal	Pass
6998.000	-38.28	13.96	-13.0	-25.28	45.00	Horizontal	Horizontal	Pass
9313.750	-38.56	16.84	-13.0	-25.56	300.00	Horizontal	Horizontal	Pass

RSE-H&V LTE Band 26 (Part90) BW5 CH26740



Frequency (MHz)	Result (dBm)	Factor (dB)	PK Limit (dBm)	Over Limit (dB)	Table (o)	ANT	EUT	Verdict
137.234	-65.90	-16.41	-13.0	-52.90	282.00	Horizontal	Vertical	Pass
816.864	-60.87	1.82	-13.0	-47.87	50.00	Horizontal	Vertical	N/A
863.424	-35.48	2.16	-13.0	-22.48	30.00	Horizontal	Vertical	N/A
2450.700	-40.35	-0.34	-13.0	-27.35	360.00	Horizontal	Vertical	Pass
5084.600	-44.07	7.66	-13.0	-31.07	87.00	Horizontal	Vertical	Pass
9904.600	-37.47	18.74	-13.0	-24.47	292.00	Horizontal	Vertical	Pass

RSE-V&V LTE Band 26 (Part90) BW5 CH26740



Frequency (MHz)	Result (dBm)	Factor (dB)	PK Limit (dBm)	Over Limit (dB)	Table (o)	ANT	EUT	Verdict
50.564	-69.45	-15.17	-13.0	-56.45	117.00	Vertical	Vertical	Pass
816.864	-54.89	1.82	-13.0	-41.89	111.00	Vertical	Vertical	N/A
862.018	-36.34	2.15	-13.0	-23.34	63.00	Vertical	Vertical	N/A
2450.800	-45.33	-0.34	-13.0	-32.33	98.00	Vertical	Vertical	Pass
6992.000	-40.46	13.92	-13.0	-27.46	322.00	Vertical	Vertical	Pass
9914.350	-37.70	18.84	-13.0	-24.70	242.00	Vertical	Vertical	Pass

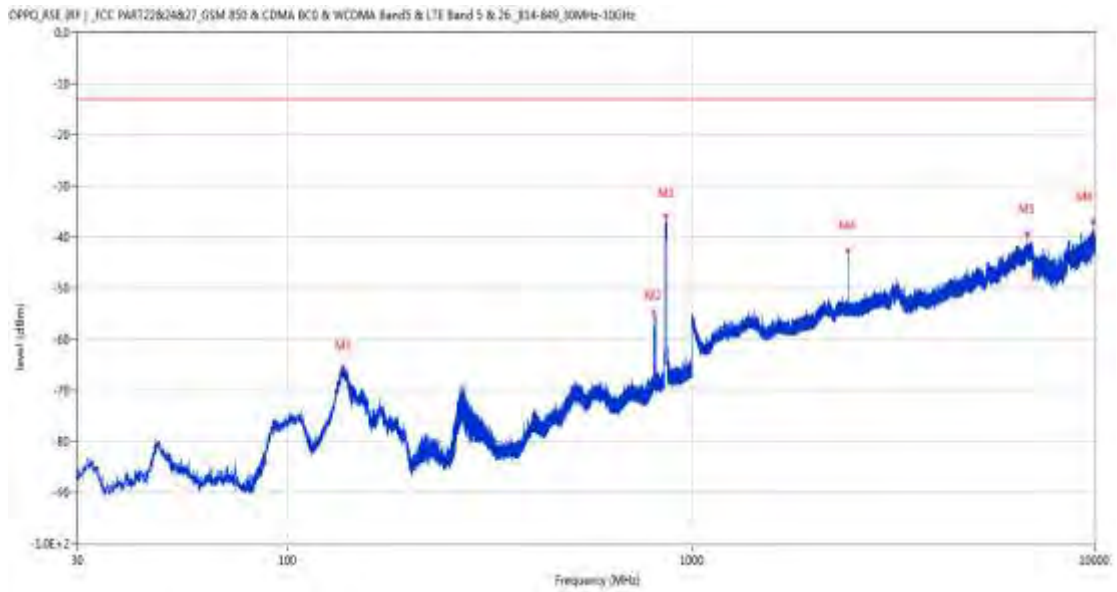
RSE-V&H LTE Band 26 (Part90) BW5 CH26740



Frequency (MHz)	Result (dBm)	Factor (dB)	PK Limit (dBm)	Over Limit (dB)	Table (o)	ANT	EUT	Verdict
49.497	-69.03	-15.47	-13.0	-56.03	91.00	Vertical	Horizontal	Pass
816.864	-60.13	1.82	-13.0	-47.13	216.00	Vertical	Horizontal	N/A
865.946	-36.72	2.13	-13.0	-23.72	51.00	Vertical	Horizontal	N/A
2450.800	-46.33	-0.34	-13.0	-33.33	346.00	Vertical	Horizontal	Pass
6755.600	-40.77	12.35	-13.0	-27.77	91.00	Vertical	Horizontal	Pass
9881.650	-37.45	18.31	-13.0	-24.45	288.00	Vertical	Horizontal	Pass

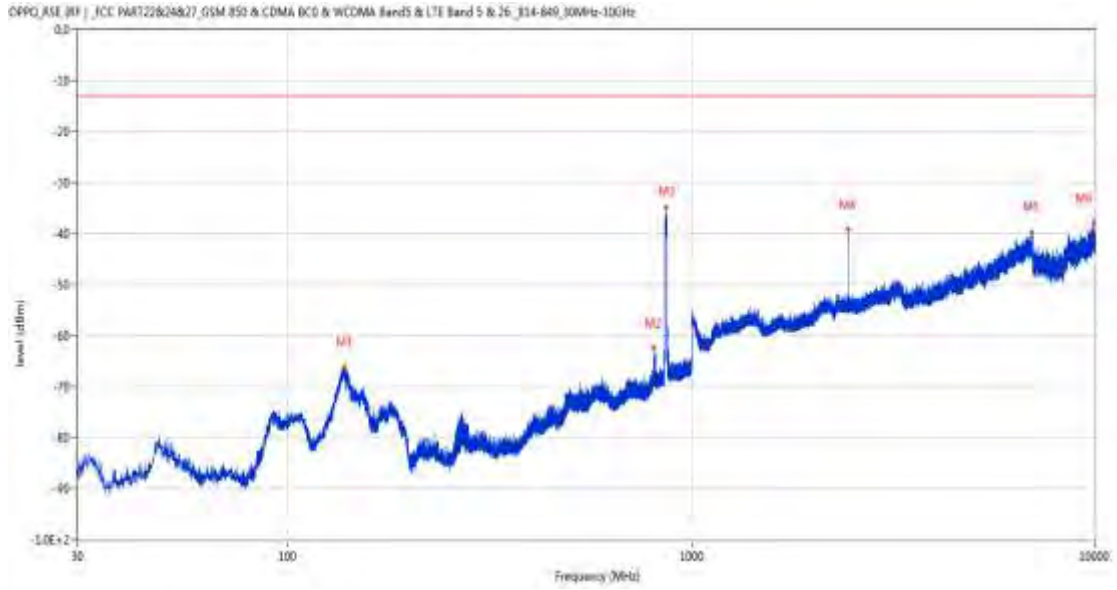
### 15.4 LTE Band 26 (Part90) BW10, Middle Channel

RSE-H&H LTE Band 26 (Part90) BW10 CH26740



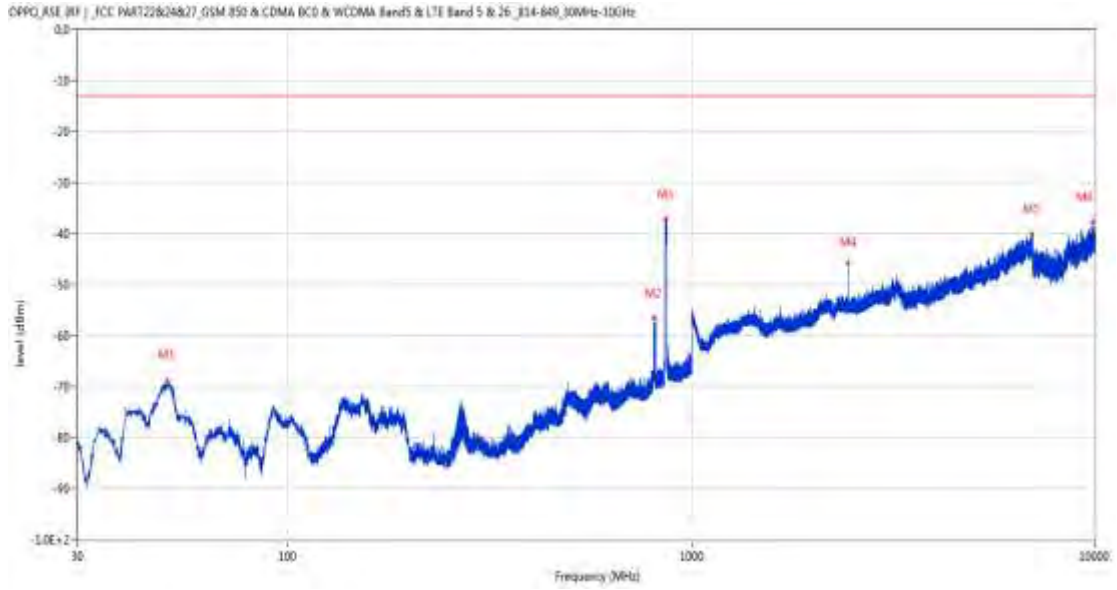
Frequency (MHz)	Result (dBm)	Factor (dB)	PK Limit (dBm)	Over Limit (dB)	Table (o)	ANT	EUT	Verdict
136.603	-65.44	-16.57	-13.0	-52.44	291.00	Horizontal	Horizontal	Pass
805.661	-54.88	0.99	-13.0	-41.88	348.00	Horizontal	Horizontal	N/A
865.703	-35.86	2.11	-13.0	-22.86	31.00	Horizontal	Horizontal	N/A
2444.000	-42.68	-0.18	-13.0	-29.68	265.00	Horizontal	Horizontal	Pass
6811.800	-39.40	13.17	-13.0	-26.40	69.00	Horizontal	Horizontal	Pass
9905.950	-37.01	18.76	-13.0	-24.01	328.00	Horizontal	Horizontal	Pass

RSE-H&V LTE Band 26 (Part90) BW10 CH26740



Frequency (MHz)	Result (dBm)	Factor (dB)	PK Limit (dBm)	Over Limit (dB)	Table (o)	ANT	EUT	Verdict
138.204	-66.17	-16.16	-13.0	-53.17	300.00	Horizontal	Vertical	Pass
808.328	-62.53	1.46	-13.0	-49.53	284.00	Horizontal	Vertical	N/A
864.685	-34.88	2.10	-13.0	-21.88	23.00	Horizontal	Vertical	N/A
2443.900	-39.27	-0.18	-13.0	-26.27	9.00	Horizontal	Vertical	Pass
6991.400	-39.88	13.92	-13.0	-26.88	243.00	Horizontal	Vertical	Pass
9968.650	-37.71	19.44	-13.0	-24.71	292.00	Horizontal	Vertical	Pass

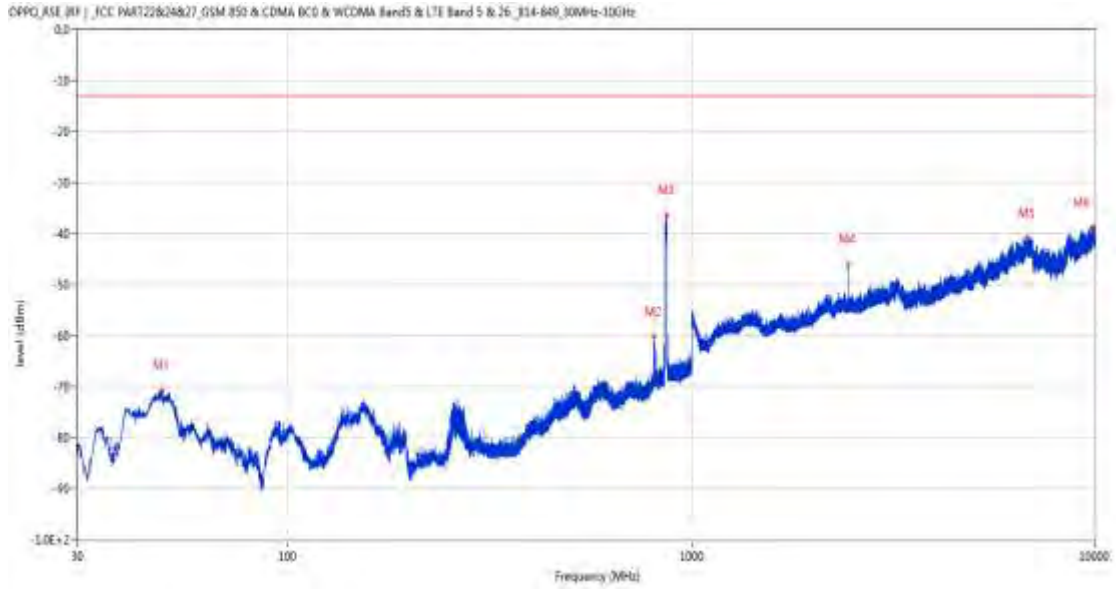
RSE-V&V LTE Band 26 (Part90) BW10 CH26740



Frequency (MHz)	Result (dBm)	Factor (dB)	PK Limit (dBm)	Over Limit (dB)	Table (o)	ANT	EUT	Verdict
50.176	-68.74	-15.22	-13.0	-55.74	112.00	Vertical	Vertical	Pass
808.182	-56.59	1.45	-13.0	-43.59	97.00	Vertical	Vertical	N/A
861.969	-37.22	2.15	-13.0	-24.22	59.00	Vertical	Vertical	N/A
2443.900	-46.15	-0.18	-13.0	-33.15	318.00	Vertical	Vertical	Pass
6985.400	-40.19	13.62	-13.0	-27.19	132.00	Vertical	Vertical	Pass
9909.100	-37.83	18.79	-13.0	-24.83	305.00	Vertical	Vertical	Pass



RSE-V&H LTE Band 26 (Part90) BW10 CH26740

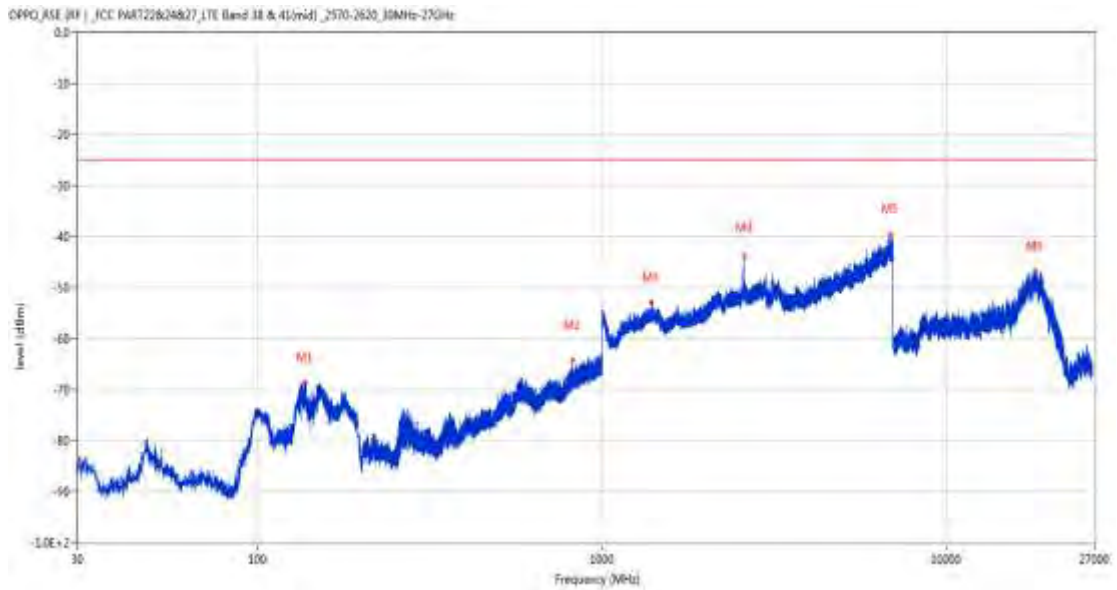


Frequency (MHz)	Result (dBm)	Factor (dB)	PK Limit (dBm)	Over Limit (dB)	Table (o)	ANT	EUT	Verdict
48.624	-70.72	-15.84	-13.0	-57.72	126.00	Vertical	Horizontal	Pass
805.563	-60.23	0.98	-13.0	-47.23	248.00	Vertical	Horizontal	N/A
866.334	-36.40	2.15	-13.0	-23.40	55.00	Vertical	Horizontal	N/A
2444.000	-46.74	-0.18	-13.0	-33.74	95.00	Vertical	Horizontal	Pass
6804.600	-40.90	13.12	-13.0	-27.90	137.00	Vertical	Horizontal	Pass
9915.400	-38.81	18.85	-13.0	-25.81	352.00	Vertical	Horizontal	Pass

## 16 LTE Band 38

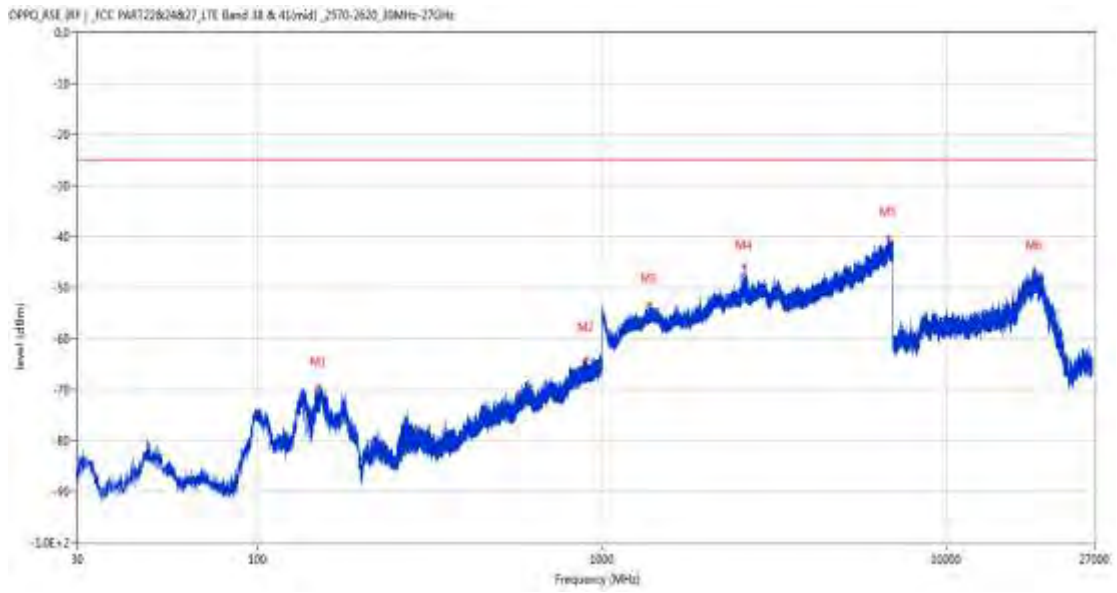
### 16.1 LTE Band 38 BW5, Middle Channel

RSE-H&H LTE Band 38 BW5 CH38000



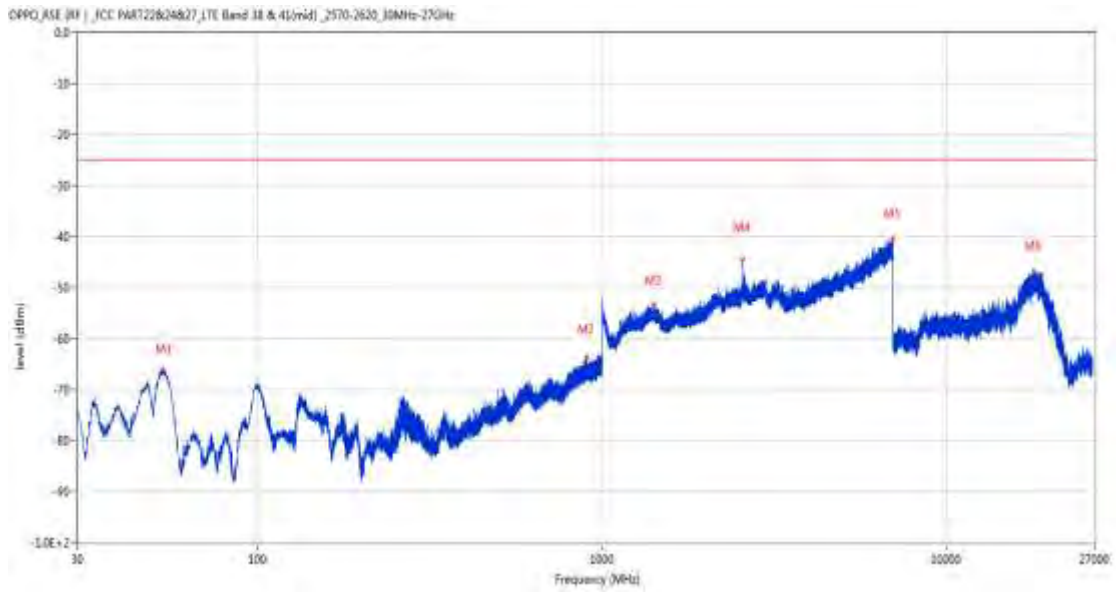
Frequency (MHz)	Result (dBm)	Factor (dB)	PK Limit (dBm)	Over Limit (dB)	Table (o)	ANT	EUT	Verdict
137.476	-68.63	-16.01	-25.0	-43.63	109.00	Horizontal	Horizontal	Pass
823.023	-64.34	2.19	-25.0	-39.34	191.00	Horizontal	Horizontal	Pass
1392.800	-52.88	-1.77	-25.0	-27.88	244.00	Horizontal	Horizontal	Pass
2593.000	-43.91	4.78	-25.0	-18.91	264.00	Horizontal	Horizontal	N/A
6878.200	-39.63	12.25	-25.0	-14.63	345.00	Horizontal	Horizontal	Pass
18088.825	-46.76	10.52	-25.0	-21.76	171.00	Horizontal	Horizontal	Pass

RSE-H&V LTE Band 38 BW5 CH38000



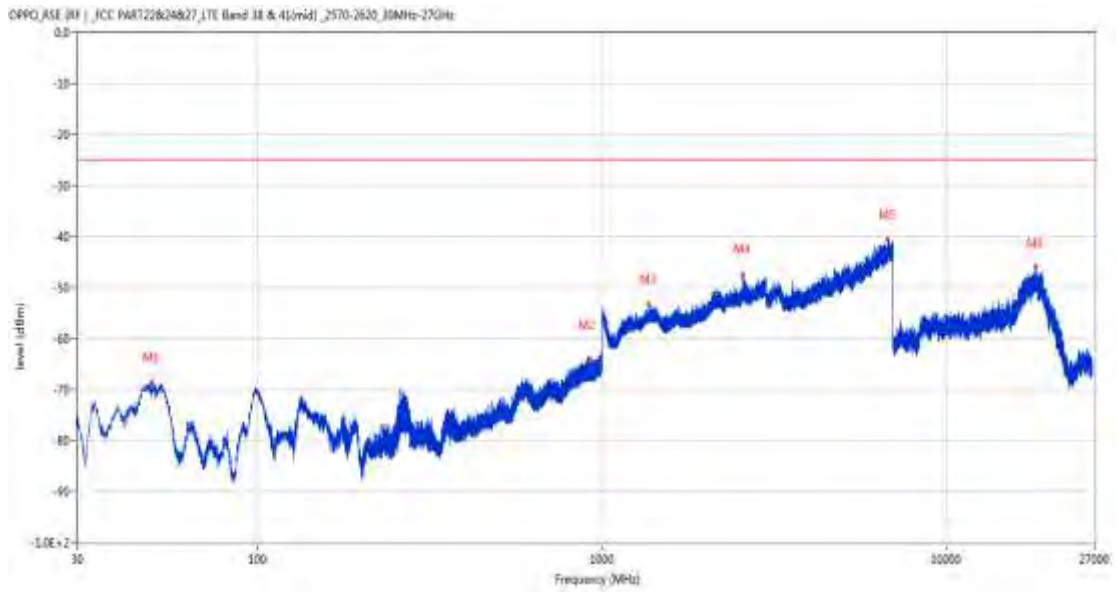
Frequency (MHz)	Result (dBm)	Factor (dB)	PK Limit (dBm)	Over Limit (dB)	Table (o)	ANT	EUT	Verdict
151.298	-69.38	-15.38	-25.0	-44.38	96.00	Horizontal	Vertical	Pass
895.094	-64.17	3.68	-25.0	-39.17	360.00	Horizontal	Vertical	Pass
1377.500	-53.34	-1.98	-25.0	-28.34	77.00	Horizontal	Vertical	Pass
2593.100	-45.66	4.78	-25.0	-20.66	263.00	Horizontal	Vertical	N/A
6793.600	-40.14	12.93	-25.0	-15.14	0.00	Horizontal	Vertical	Pass
18079.052	-46.61	10.54	-25.0	-21.61	73.00	Horizontal	Vertical	Pass

RSE-V&V LTE Band 38 BW5 CH38000



Frequency (MHz)	Result (dBm)	Factor (dB)	PK Limit (dBm)	Over Limit (dB)	Table (o)	ANT	EUT	Verdict
52.989	-66.08	-14.69	-25.0	-41.08	126.00	Vertical	Vertical	Pass
900.235	-63.72	3.68	-25.0	-38.72	295.00	Vertical	Vertical	Pass
1418.200	-53.49	-1.88	-25.0	-28.49	291.00	Vertical	Vertical	Pass
2562.700	-44.45	5.79	-25.0	-19.45	329.00	Vertical	Vertical	Pass
6994.000	-40.48	13.89	-25.0	-15.48	82.00	Vertical	Vertical	Pass
17948.813	-46.83	9.71	-25.0	-21.83	39.00	Vertical	Vertical	Pass

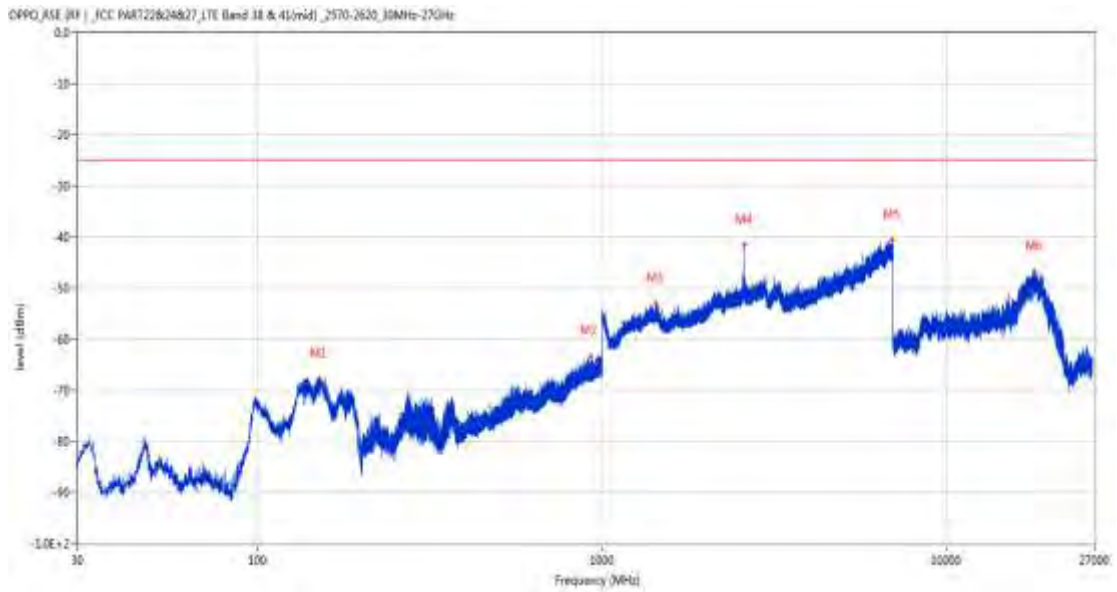
RSE-V&H LTE Band 38 BW5 CH38000



Frequency (MHz)	Result (dBm)	Factor (dB)	PK Limit (dBm)	Over Limit (dB)	Table (o)	ANT	EUT	Verdict
49.255	-68.64	-15.24	-25.0	-43.64	68.00	Vertical	Horizontal	Pass
915.852	-63.87	3.71	-25.0	-38.87	177.00	Vertical	Horizontal	Pass
1364.300	-53.19	-2.20	-25.0	-28.19	123.00	Vertical	Horizontal	Pass
2568.100	-47.53	5.81	-25.0	-22.53	349.00	Vertical	Horizontal	Pass
6754.800	-40.57	12.34	-25.0	-15.57	157.00	Vertical	Horizontal	Pass
18110.925	-45.92	10.48	-25.0	-20.92	333.00	Vertical	Horizontal	Pass

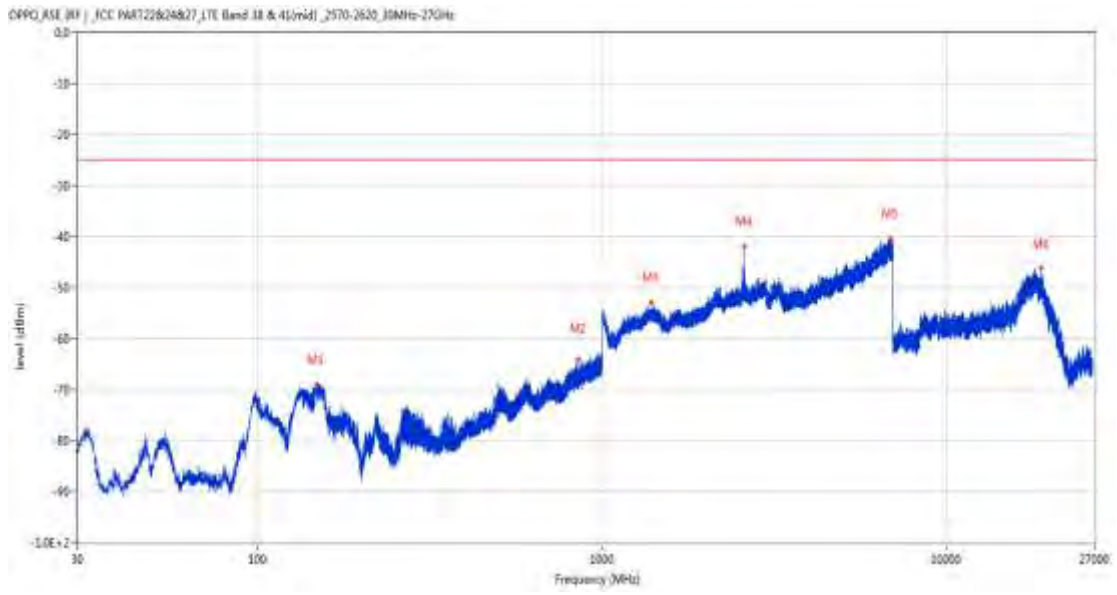
## 16.2 LTE Band 38 BW10, Middle Channel

RSE-H&H LTE Band 38 BW10 CH38000



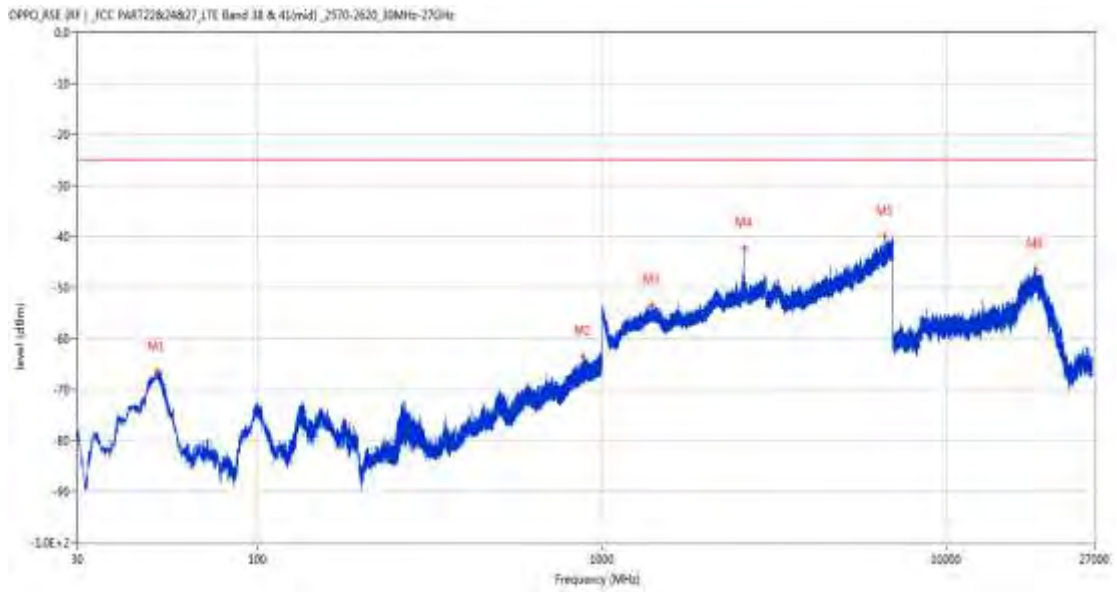
Frequency (MHz)	Result (dBm)	Factor (dB)	PK Limit (dBm)	Over Limit (dB)	Table (o)	ANT	EUT	Verdict
151.153	-67.77	-15.39	-25.0	-42.77	109.00	Horizontal	Horizontal	Pass
928.366	-63.38	3.81	-25.0	-38.38	109.00	Horizontal	Horizontal	Pass
1430.400	-53.10	-2.01	-25.0	-28.10	238.00	Horizontal	Horizontal	Pass
2590.800	-41.49	4.87	-25.0	-16.49	276.00	Horizontal	Horizontal	N/A
6949.000	-40.70	13.14	-25.0	-15.70	158.00	Horizontal	Horizontal	Pass
18045.051	-46.72	10.61	-25.0	-21.72	11.00	Horizontal	Horizontal	Pass

RSE-H&V LTE Band 38 BW10 CH38000



Frequency (MHz)	Result (dBm)	Factor (dB)	PK Limit (dBm)	Over Limit (dB)	Table (o)	ANT	EUT	Verdict
148.049	-69.06	-15.38	-25.0	-44.06	70.00	Horizontal	Vertical	Pass
857.653	-64.03	2.75	-25.0	-39.03	229.00	Horizontal	Vertical	Pass
1394.600	-52.90	-1.79	-25.0	-27.90	187.00	Horizontal	Vertical	Pass
2590.800	-41.93	4.87	-25.0	-16.93	227.00	Horizontal	Vertical	N/A
6882.400	-40.35	12.28	-25.0	-15.35	30.00	Horizontal	Vertical	Pass
18930.749	-46.06	8.86	-25.0	-21.06	141.00	Horizontal	Vertical	Pass

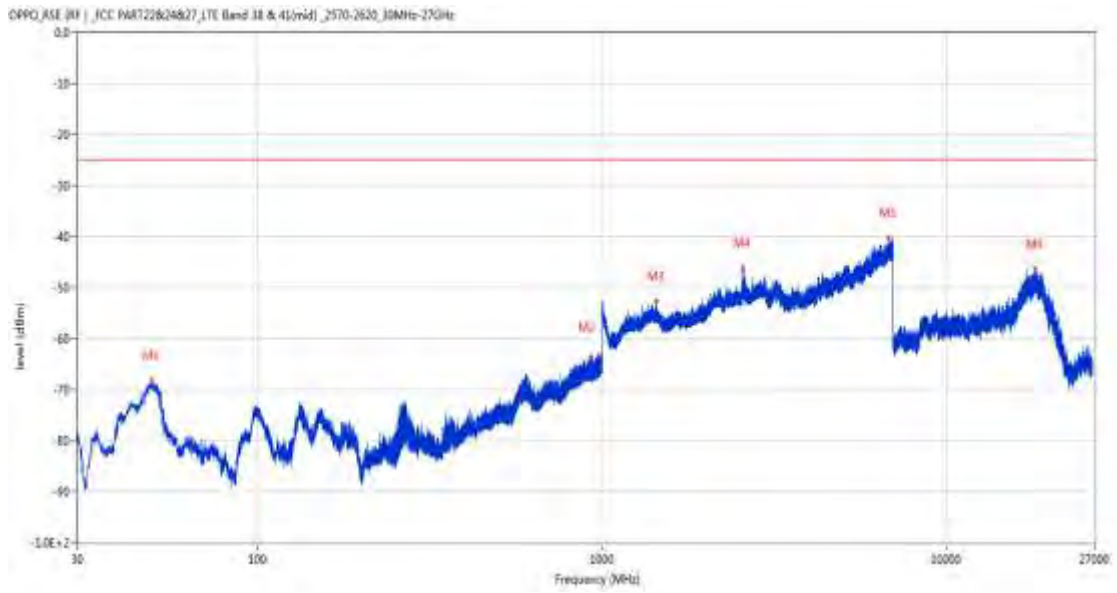
RSE-V&V LTE Band 38 BW10 CH38000



Frequency (MHz)	Result (dBm)	Factor (dB)	PK Limit (dBm)	Over Limit (dB)	Table (o)	ANT	EUT	Verdict
50.952	-66.33	-14.85	-25.0	-41.33	360.00	Vertical	Vertical	Pass
882.533	-63.47	3.56	-25.0	-38.47	-2.00	Vertical	Vertical	Pass
1399.900	-53.46	-1.76	-25.0	-28.46	336.00	Vertical	Vertical	Pass
2591.000	-42.16	4.87	-25.0	-17.16	321.00	Vertical	Vertical	N/A
6643.200	-39.76	12.18	-25.0	-14.76	215.00	Vertical	Vertical	Pass
18081.599	-46.33	10.54	-25.0	-21.33	173.00	Vertical	Vertical	Pass



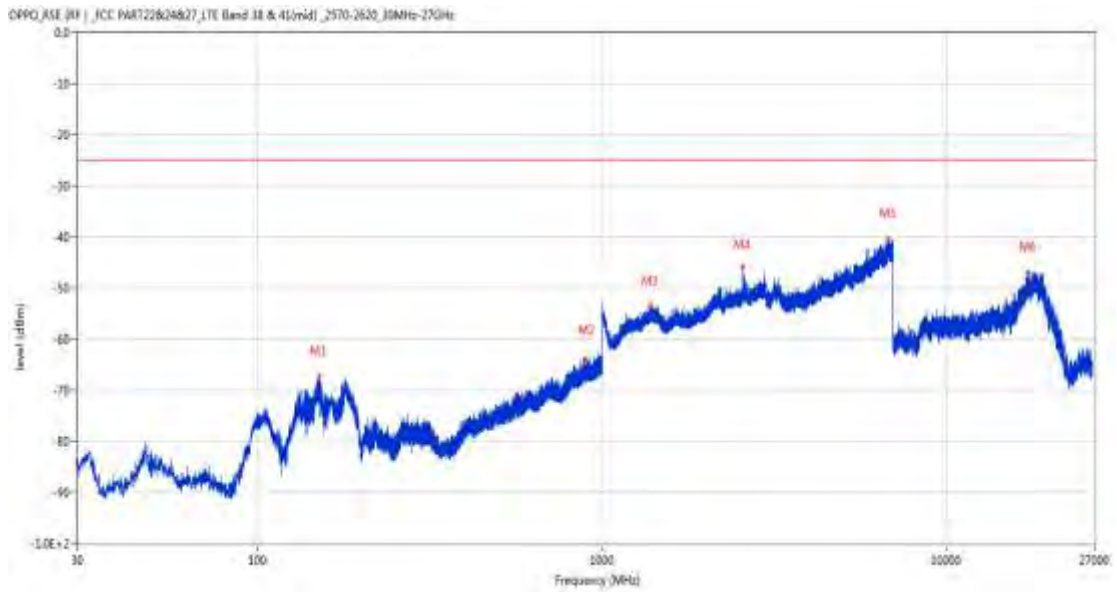
RSE-V&H LTE Band 38 BW10 CH38000



Frequency (MHz)	Result (dBm)	Factor (dB)	PK Limit (dBm)	Over Limit (dB)	Table (o)	ANT	EUT	Verdict
49.255	-68.22	-15.24	-25.0	-43.22	76.00	Vertical	Horizontal	Pass
931.372	-63.77	3.78	-25.0	-38.77	211.00	Vertical	Horizontal	Pass
1442.500	-52.75	-2.09	-25.0	-27.75	110.00	Vertical	Horizontal	Pass
2571.500	-46.13	5.67	-25.0	-21.13	310.00	Vertical	Horizontal	N/A
6807.000	-40.27	13.10	-25.0	-15.27	149.00	Vertical	Horizontal	Pass
18087.975	-46.40	10.53	-25.0	-21.40	332.00	Vertical	Horizontal	Pass

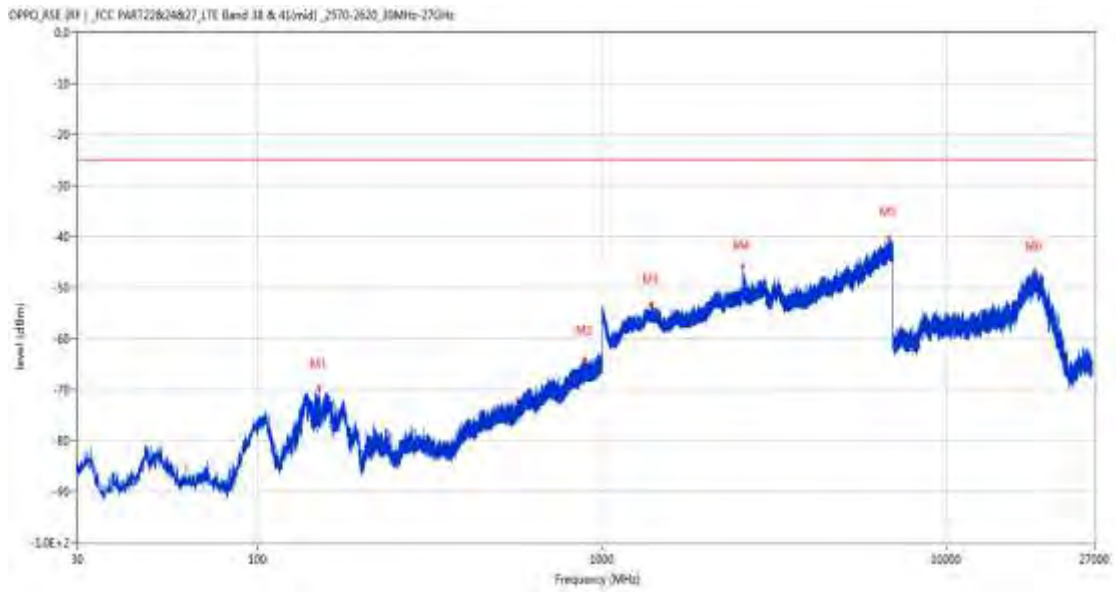
### 16.3 LTE Band 38 BW15, Middle Channel

RSE-H&H LTE Band 38 BW15 CH38000



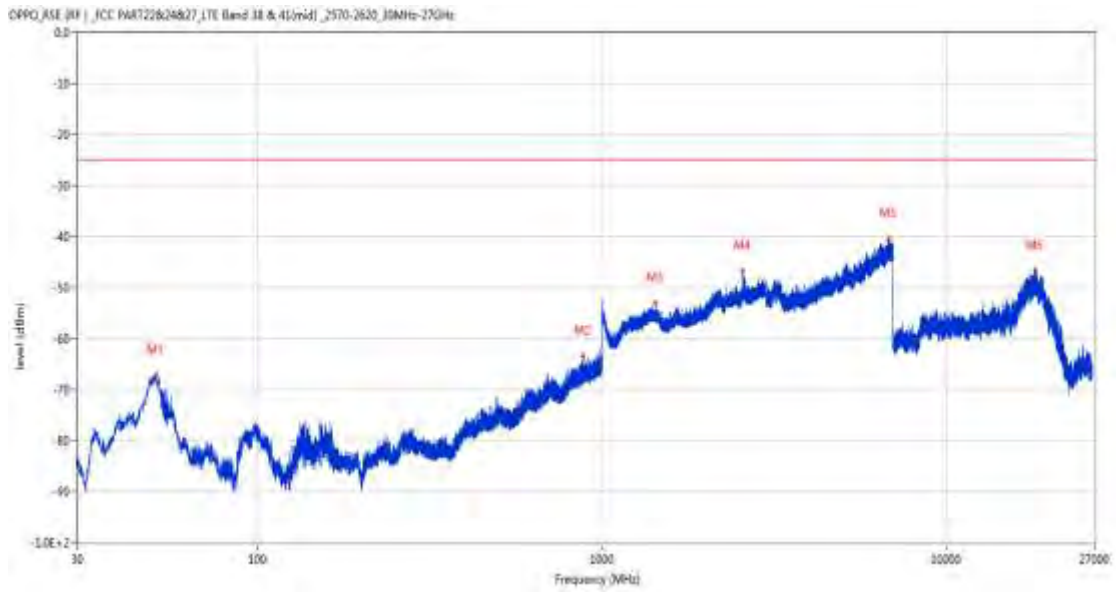
Frequency (MHz)	Result (dBm)	Factor (dB)	PK Limit (dBm)	Over Limit (dB)	Table (o)	ANT	EUT	Verdict
150.765	-67.39	-15.42	-25.0	-42.39	80.00	Horizontal	Horizontal	Pass
890.826	-63.96	3.46	-25.0	-38.96	309.00	Horizontal	Horizontal	Pass
1383.700	-53.46	-2.03	-25.0	-28.46	82.00	Horizontal	Horizontal	Pass
2569.900	-45.99	5.73	-25.0	-20.99	271.00	Horizontal	Horizontal	N/A
6802.600	-40.48	13.12	-25.0	-15.48	182.00	Horizontal	Horizontal	Pass
17291.512	-47.01	10.68	-25.0	-22.01	49.00	Horizontal	Horizontal	Pass

RSE-H&V LTE Band 38 BW15 CH38000



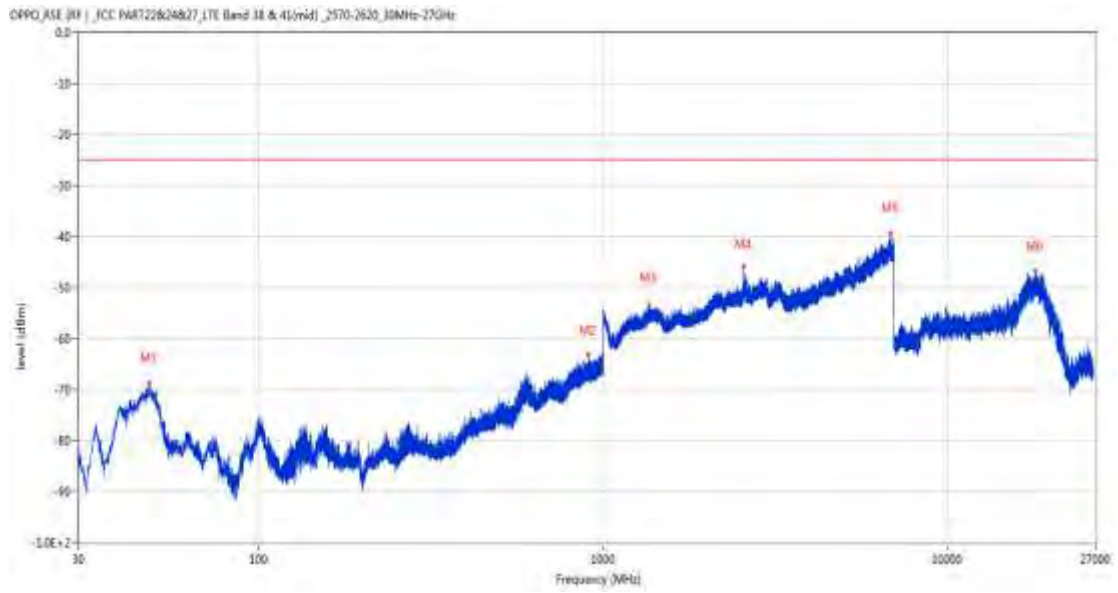
Frequency (MHz)	Result (dBm)	Factor (dB)	PK Limit (dBm)	Over Limit (dB)	Table (o)	ANT	EUT	Verdict
150.814	-69.88	-15.41	-25.0	-44.88	96.00	Horizontal	Vertical	Pass
894.416	-64.07	3.66	-25.0	-39.07	190.00	Horizontal	Vertical	Pass
1389.100	-53.33	-1.98	-25.0	-28.33	360.00	Horizontal	Vertical	Pass
2558.500	-45.74	3.10	-25.0	-20.74	234.00	Horizontal	Vertical	N/A
6792.600	-40.22	12.93	-25.0	-15.22	152.00	Horizontal	Vertical	Pass
18045.051	-46.83	10.61	-25.0	-21.83	150.00	Horizontal	Vertical	Pass

RSE-V&V LTE Band 38 BW15 CH38000



Frequency (MHz)	Result (dBm)	Factor (dB)	PK Limit (dBm)	Over Limit (dB)	Table (o)	ANT	EUT	Verdict
50.855	-67.20	-14.86	-25.0	-42.20	114.00	Vertical	Vertical	Pass
881.806	-63.53	3.54	-25.0	-38.53	148.00	Vertical	Vertical	Pass
1433.300	-53.00	-1.96	-25.0	-28.00	265.00	Vertical	Vertical	Pass
2563.600	-46.69	5.99	-25.0	-21.69	311.00	Vertical	Vertical	N/A
6805.600	-40.34	13.12	-25.0	-15.34	237.00	Vertical	Vertical	Pass
18084.151	-46.43	10.53	-25.0	-21.43	30.00	Vertical	Vertical	Pass

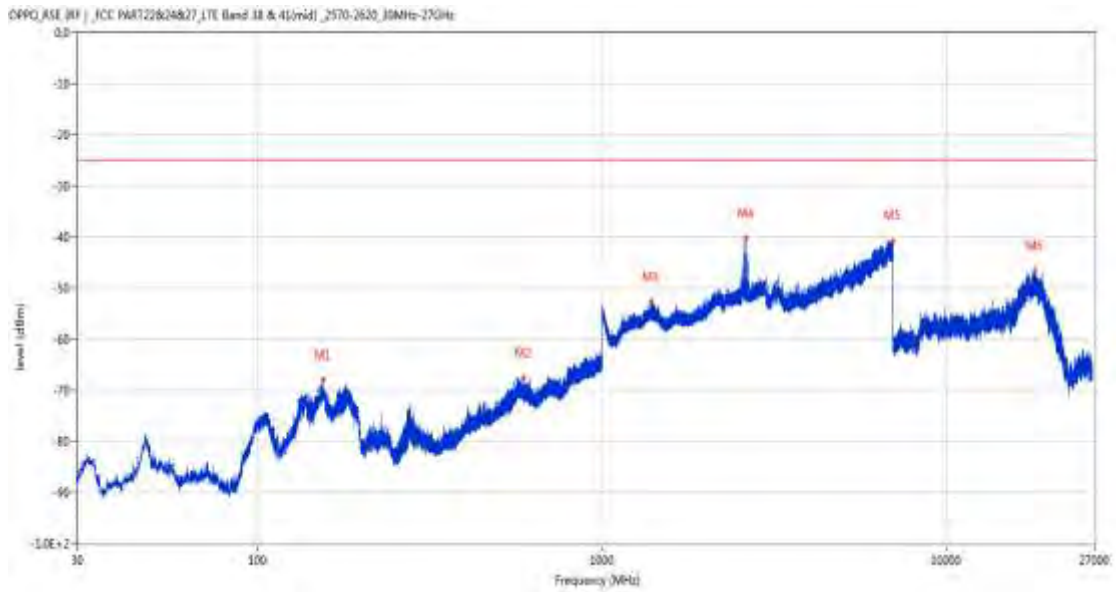
RSE-V&H LTE Band 38 BW15 CH38000



Frequency (MHz)	Result (dBm)	Factor (dB)	PK Limit (dBm)	Over Limit (dB)	Table (o)	ANT	EUT	Verdict
48.285	-68.73	-15.70	-25.0	-43.73	353.00	Vertical	Horizontal	Pass
906.443	-63.37	3.72	-25.0	-38.37	76.00	Vertical	Horizontal	Pass
1362.200	-53.52	-2.08	-25.0	-28.52	206.00	Vertical	Horizontal	Pass
2569.800	-45.89	5.74	-25.0	-20.89	137.00	Vertical	Horizontal	N/A
6840.200	-39.32	12.38	-25.0	-14.32	357.00	Vertical	Horizontal	Pass
17978.739	-46.71	10.64	-25.0	-21.71	120.00	Vertical	Horizontal	Pass

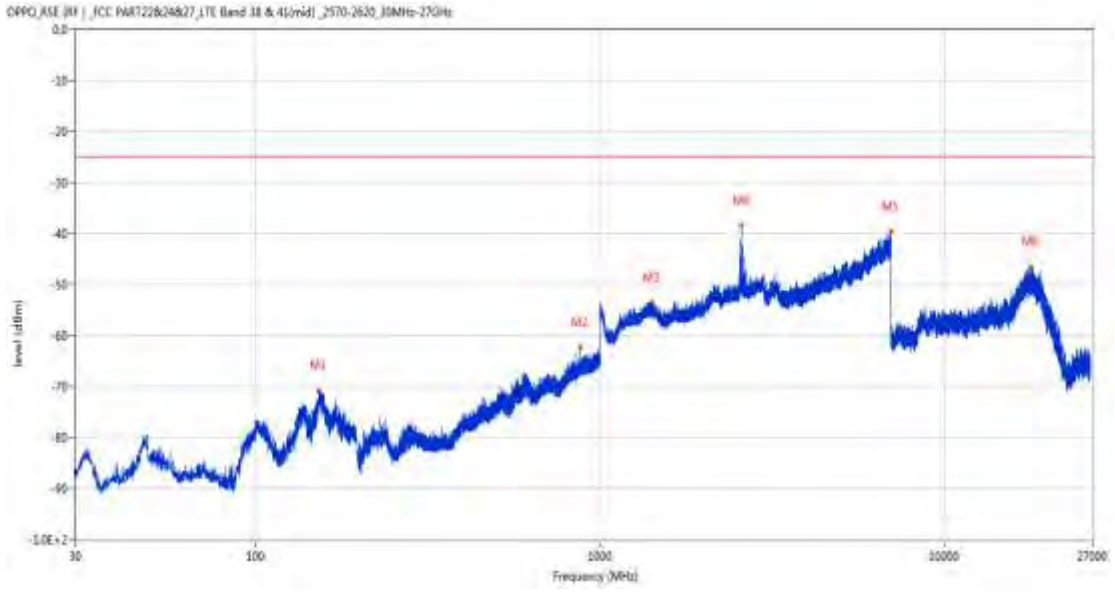
## 16.4 LTE Band 38 BW20, Middle Channel

RSE-H&H LTE Band 38 BW20 CH38000



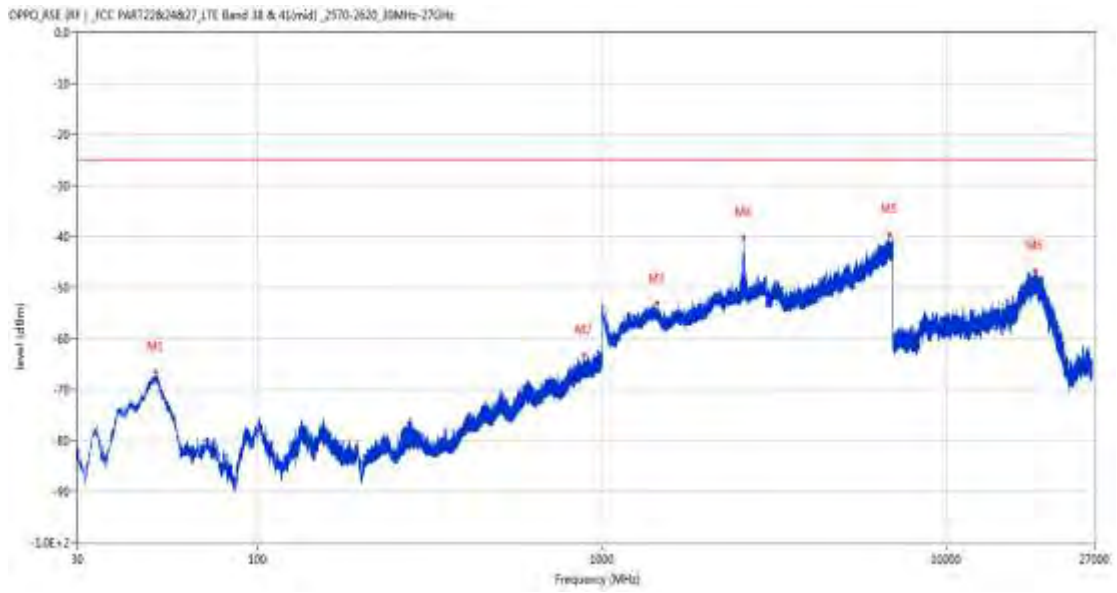
Frequency (MHz)	Result (dBm)	Factor (dB)	PK Limit (dBm)	Over Limit (dB)	Table (o)	ANT	EUT	Verdict
155.518	-67.88	-15.39	-25.0	-42.88	105.00	Horizontal	Horizontal	Pass
592.843	-67.64	-3.32	-25.0	-42.64	258.00	Horizontal	Horizontal	Pass
1391.900	-52.69	-1.79	-25.0	-27.69	254.00	Horizontal	Horizontal	Pass
2630.400	-40.30	3.56	-25.0	-15.30	227.00	Horizontal	Horizontal	N/A
6992.800	-40.77	13.92	-25.0	-15.77	339.00	Horizontal	Horizontal	Pass
18110.925	-46.58	10.48	-25.0	-21.58	93.00	Horizontal	Horizontal	Pass

RSE-H&V LTE Band 38 BW20 CH38000



Frequency (MHz)	Result (dBm)	Factor (dB)	PK Limit (dBm)	Over Limit (dB)	Table (o)	ANT	EUT	Verdict
152.996	-70.77	-15.33	-25.0	-45.77	111.00	Horizontal	Vertical	Pass
876.034	-62.26	3.29	-25.0	-37.26	230.00	Horizontal	Vertical	Pass
1415.300	-53.55	-1.92	-25.0	-28.55	191.00	Horizontal	Vertical	Pass
2586.200	-38.42	5.06	-25.0	-13.42	232.00	Horizontal	Vertical	N/A
6991.800	-39.69	13.92	-25.0	-14.69	31.00	Horizontal	Vertical	Pass
17816.250	-46.54	10.01	-25.0	-21.54	216.00	Horizontal	Vertical	Pass

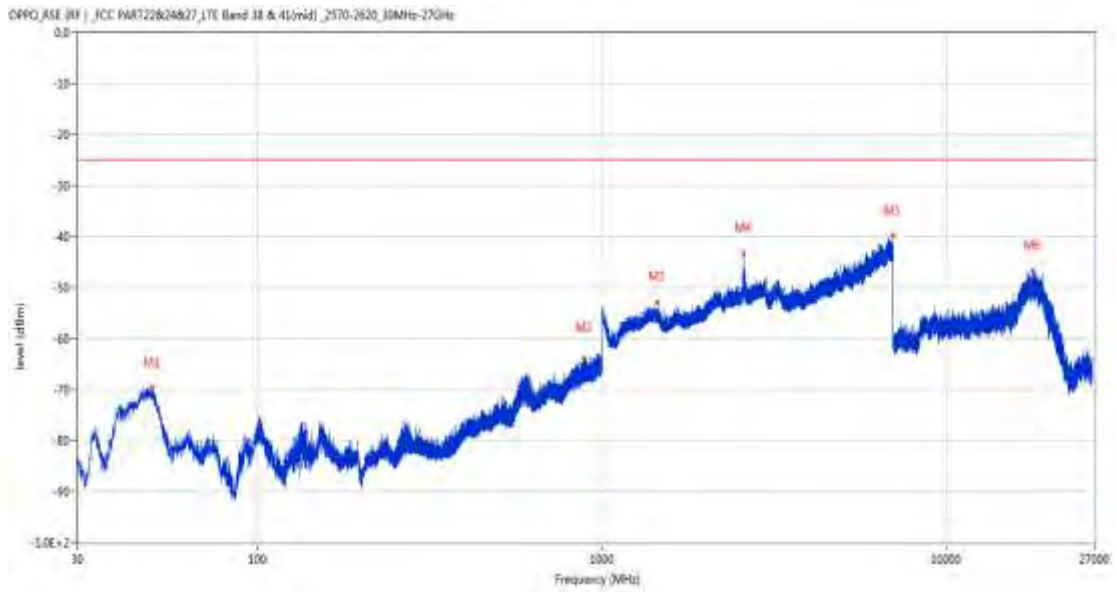
RSE-V&V LTE Band 38 BW20 CH38000



Frequency (MHz)	Result (dBm)	Factor (dB)	PK Limit (dBm)	Over Limit (dB)	Table (o)	ANT	EUT	Verdict
50.855	-66.52	-14.86	-25.0	-41.52	110.00	Vertical	Vertical	Pass
887.674	-63.27	3.56	-25.0	-38.27	187.00	Vertical	Vertical	Pass
1446.700	-53.10	-2.06	-25.0	-28.10	278.00	Vertical	Vertical	Pass
2586.400	-40.14	5.05	-25.0	-15.14	252.00	Vertical	Vertical	N/A
6824.800	-39.52	12.90	-25.0	-14.52	29.00	Vertical	Vertical	Pass
18115.600	-46.69	10.47	-25.0	-21.69	148.00	Vertical	Vertical	Pass



RSE-V&H LTE Band 38 BW20 CH38000

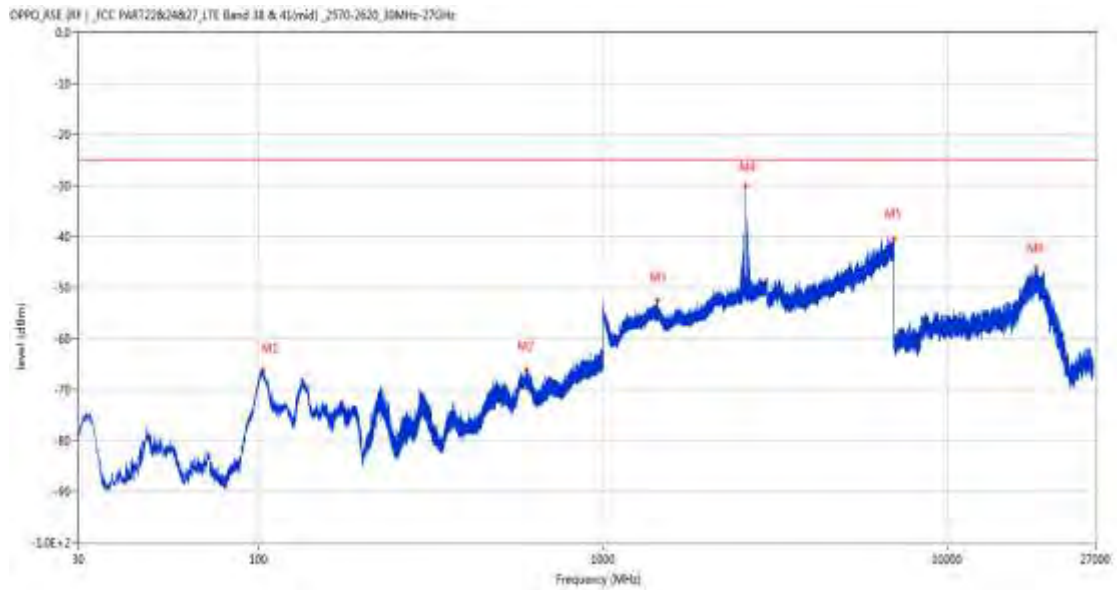


Frequency (MHz)	Result (dBm)	Factor (dB)	PK Limit (dBm)	Over Limit (dB)	Table (o)	ANT	EUT	Verdict
49.545	-69.62	-15.12	-25.0	-44.62	348.00	Vertical	Horizontal	Pass
888.450	-63.87	3.52	-25.0	-38.87	130.00	Vertical	Horizontal	Pass
1452.000	-52.77	-2.34	-25.0	-27.77	72.00	Vertical	Horizontal	Pass
2586.400	-43.25	5.05	-25.0	-18.25	243.00	Vertical	Horizontal	N/A
6990.000	-39.84	13.82	-25.0	-14.84	318.00	Vertical	Horizontal	Pass
17853.786	-46.76	10.49	-25.0	-21.76	265.00	Vertical	Horizontal	Pass

## 17 LTE Band 41

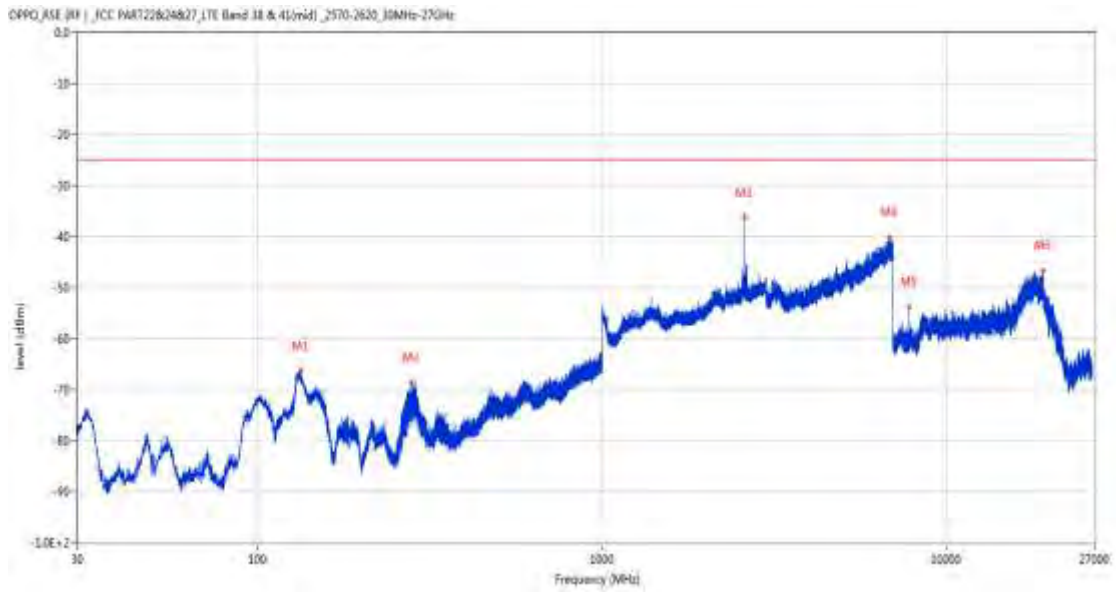
### 17.1 LTE Band 41 BW5, Middle Channel

RSE-H&H LTE Band 41 BW5 CH40690



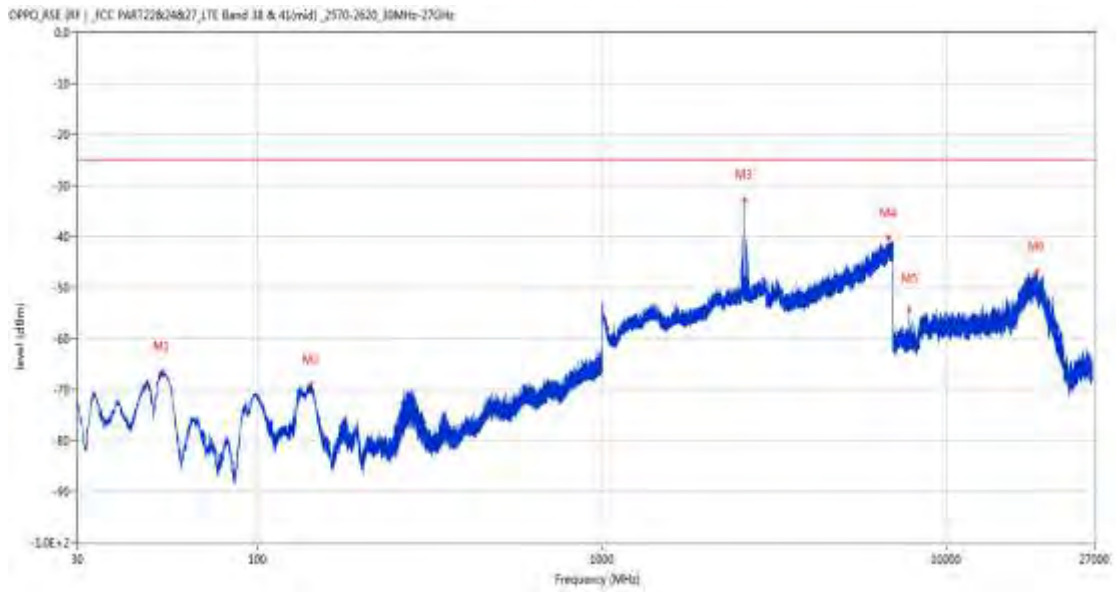
Frequency (MHz)	Result (dBm)	Factor (dB)	PK Limit (dBm)	Over Limit (dB)	Table (o)	ANT	EUT	Verdict
102.896	-66.14	-20.97	-25.0	-41.14	168.00	Horizontal	Horizontal	Pass
599.002	-66.14	-2.67	-25.0	-41.14	73.00	Horizontal	Horizontal	Pass
1440.300	-52.51	-2.13	-25.0	-27.51	199.00	Horizontal	Horizontal	Pass
2598.000	-30.03	4.58	-25.0	-5.03	224.00	Horizontal	Horizontal	N/A
6987.800	-40.41	13.65	-25.0	-15.41	360.00	Horizontal	Horizontal	Pass
18085.849	-46.17	10.53	-25.0	-21.17	198.00	Horizontal	Horizontal	Pass

RSE-H&V LTE Band 41 BW5 CH40690



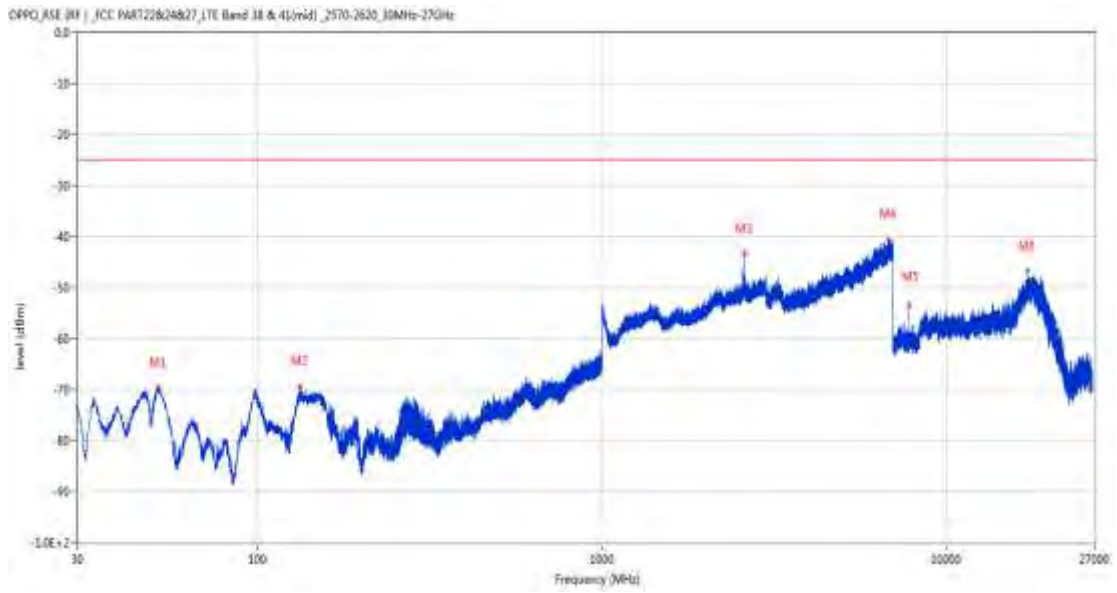
Frequency (MHz)	Result (dBm)	Factor (dB)	PK Limit (dBm)	Over Limit (dB)	Table (o)	ANT	EUT	Verdict
133.451	-66.38	-16.64	-25.0	-41.38	265.00	Horizontal	Vertical	Pass
279.435	-68.64	-12.28	-25.0	-43.64	310.00	Horizontal	Vertical	Pass
2598.000	-36.20	4.58	-25.0	-11.20	254.00	Horizontal	Vertical	N/A
6828.600	-40.29	12.72	-25.0	-15.29	16.00	Horizontal	Vertical	Pass
7793.787	-53.82	-3.82	-25.0	-28.82	72.00	Horizontal	Vertical	Pass
19048.051	-46.81	8.63	-25.0	-21.81	308.00	Horizontal	Vertical	Pass

RSE-V&V LTE Band 41 BW5 CH40690



Frequency (MHz)	Result (dBm)	Factor (dB)	PK Limit (dBm)	Over Limit (dB)	Table (o)	ANT	EUT	Verdict
52.843	-66.47	-14.70	-25.0	-41.47	104.00	Vertical	Vertical	Pass
143.005	-69.01	-15.46	-25.0	-44.01	289.00	Vertical	Vertical	Pass
2598.000	-32.91	4.58	-25.0	-7.91	206.00	Vertical	Vertical	N/A
6818.000	-40.28	13.10	-25.0	-15.28	264.00	Vertical	Vertical	Pass
7793.500	-54.28	-3.83	-25.0	-29.28	165.00	Vertical	Vertical	Pass
18300.475	-46.87	10.11	-25.0	-21.87	272.00	Vertical	Vertical	Pass

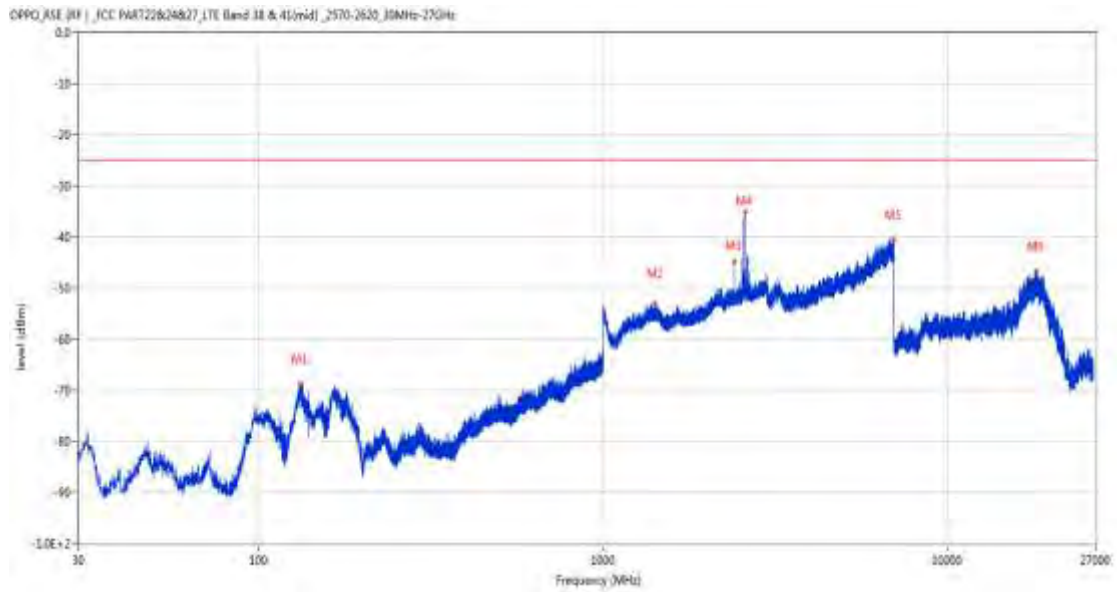
RSE-V&H LTE Band 41 BW5 CH40690



Frequency (MHz)	Result (dBm)	Factor (dB)	PK Limit (dBm)	Over Limit (dB)	Table (o)	ANT	EUT	Verdict
51.583	-69.62	-14.80	-25.0	-44.62	135.00	Vertical	Horizontal	Pass
132.965	-69.41	-16.75	-25.0	-44.41	214.00	Vertical	Horizontal	Pass
2597.900	-43.35	4.58	-25.0	-18.35	230.00	Vertical	Horizontal	N/A
6791.200	-40.69	12.92	-25.0	-15.69	79.00	Vertical	Horizontal	Pass
7793.787	-53.48	-3.82	-25.0	-28.48	82.00	Vertical	Horizontal	Pass
17224.051	-46.78	10.83	-25.0	-21.78	102.00	Vertical	Horizontal	Pass

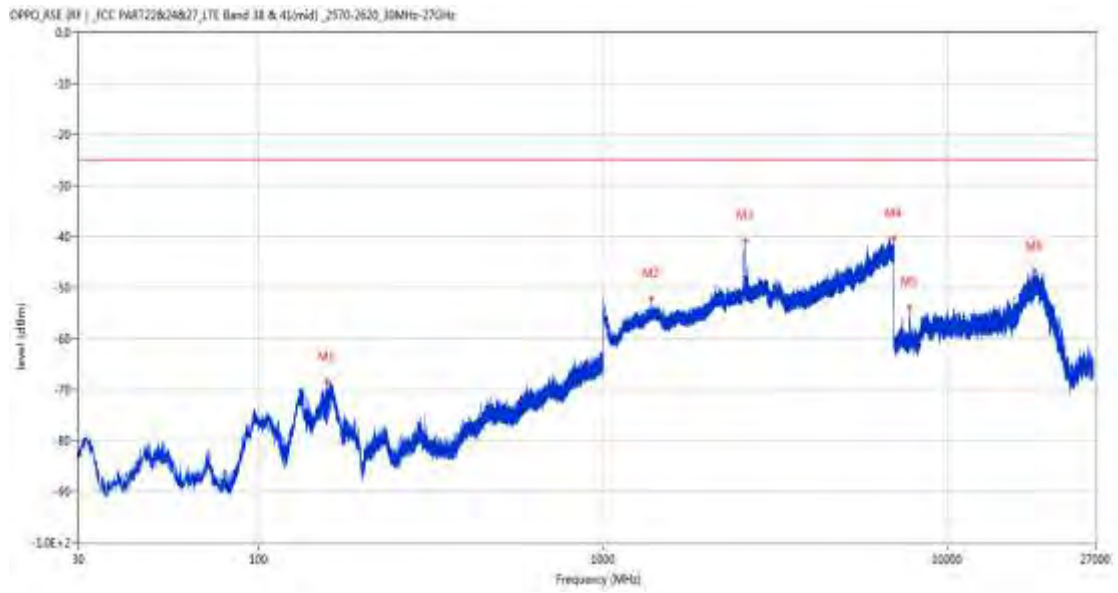
## 17.2 LTE Band 41 BW10, Middle Channel

RSE-H&H LTE Band 41 BW10 CH40690



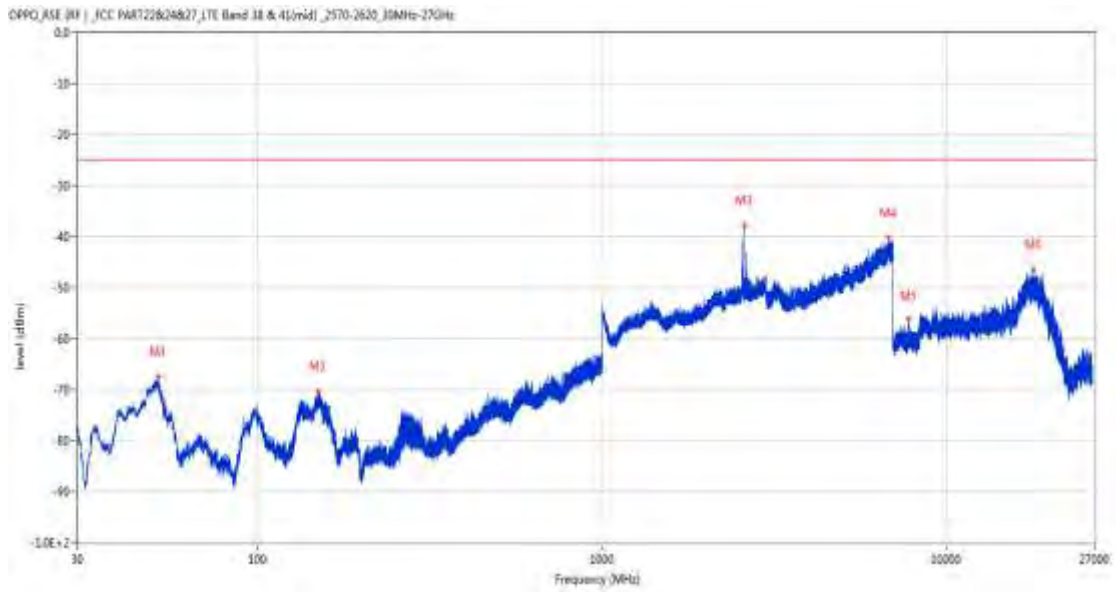
Frequency (MHz)	Result (dBm)	Factor (dB)	PK Limit (dBm)	Over Limit (dB)	Table (o)	ANT	EUT	Verdict
132.529	-68.85	-16.85	-25.0	-43.85	316.00	Horizontal	Horizontal	Pass
1417.800	-53.14	-1.89	-25.0	-28.14	201.00	Horizontal	Horizontal	Pass
2408.400	-44.94	1.75	-25.0	-19.94	344.00	Horizontal	Horizontal	Pass
2595.700	-35.19	4.67	-25.0	-10.19	219.00	Horizontal	Horizontal	N/A
6999.800	-40.71	13.91	-25.0	-15.71	233.00	Horizontal	Horizontal	Pass
18082.875	-46.76	10.54	-25.0	-21.76	167.00	Horizontal	Horizontal	Pass

RSE-H&V LTE Band 41 BW10 CH40690



Frequency (MHz)	Result (dBm)	Factor (dB)	PK Limit (dBm)	Over Limit (dB)	Table (o)	ANT	EUT	Verdict
158.331	-68.43	-15.34	-25.0	-43.43	252.00	Horizontal	Vertical	Pass
1382.800	-52.22	-1.96	-25.0	-27.22	68.00	Horizontal	Vertical	Pass
2595.500	-40.88	4.68	-25.0	-15.88	252.00	Horizontal	Vertical	N/A
6994.000	-40.49	13.89	-25.0	-15.49	48.00	Horizontal	Vertical	Pass
7786.888	-53.84	-3.98	-25.0	-28.84	26.00	Horizontal	Vertical	Pass
17934.375	-46.72	9.48	-25.0	-21.72	353.00	Horizontal	Vertical	Pass

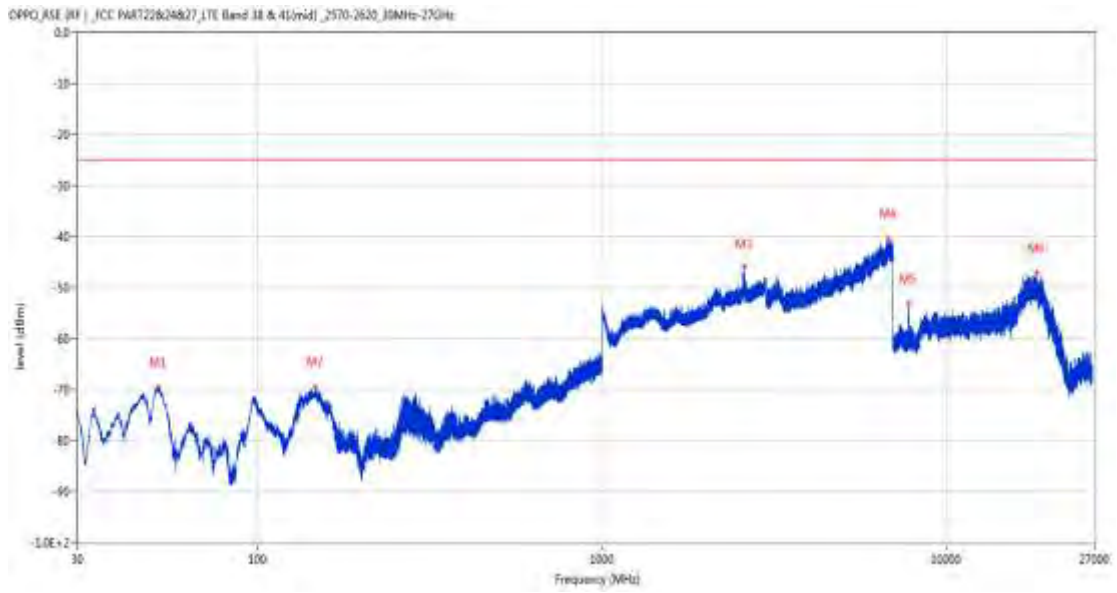
RSE-V&V LTE Band 41 BW10 CH40690



Frequency (MHz)	Result (dBm)	Factor (dB)	PK Limit (dBm)	Over Limit (dB)	Table (o)	ANT	EUT	Verdict
51.583	-67.54	-14.80	-25.0	-42.54	152.00	Vertical	Vertical	Pass
150.086	-70.41	-15.47	-25.0	-45.41	261.00	Vertical	Vertical	Pass
2595.600	-37.83	4.68	-25.0	-12.83	232.00	Vertical	Vertical	N/A
6804.200	-40.26	13.11	-25.0	-15.26	133.00	Vertical	Vertical	Pass
7786.888	-56.11	-3.98	-25.0	-31.11	204.00	Vertical	Vertical	Pass
17950.386	-46.51	9.75	-25.0	-21.51	245.00	Vertical	Vertical	Pass



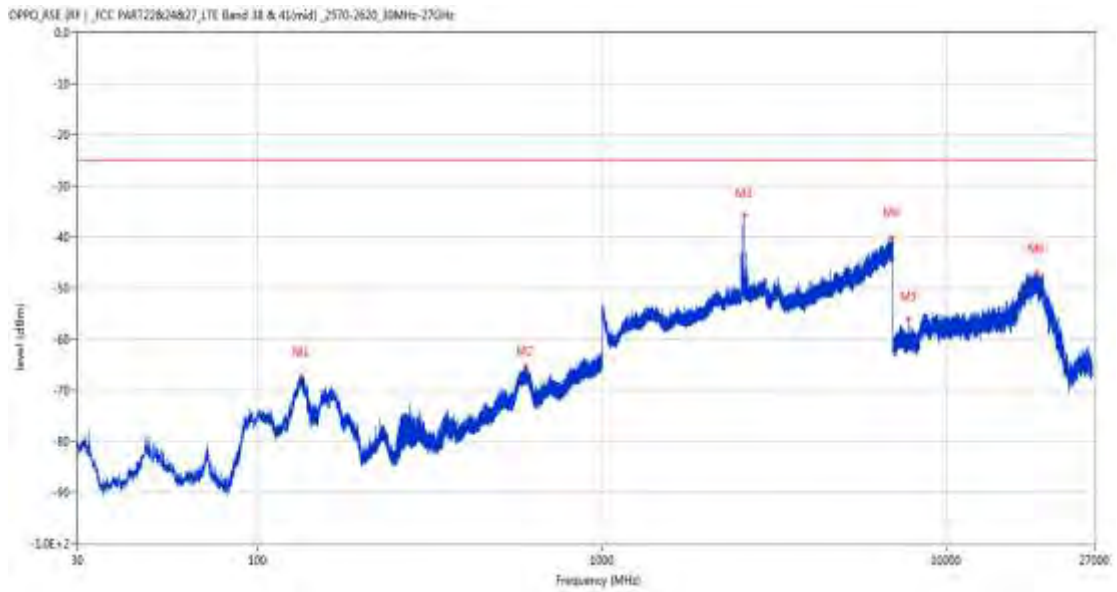
RSE-V&H LTE Band 41 BW10 CH40690



Frequency (MHz)	Result (dBm)	Factor (dB)	PK Limit (dBm)	Over Limit (dB)	Table (o)	ANT	EUT	Verdict
51.486	-69.62	-14.80	-25.0	-44.62	112.00	Vertical	Horizontal	Pass
147.612	-69.54	-15.34	-25.0	-44.54	347.00	Vertical	Horizontal	Pass
2595.600	-46.01	4.68	-25.0	-21.01	228.00	Vertical	Horizontal	N/A
6799.800	-40.50	13.16	-25.0	-15.50	138.00	Vertical	Horizontal	Pass
7787.175	-53.30	-3.98	-25.0	-28.30	118.00	Vertical	Horizontal	Pass
18313.650	-47.24	10.08	-25.0	-22.24	326.00	Vertical	Horizontal	Pass

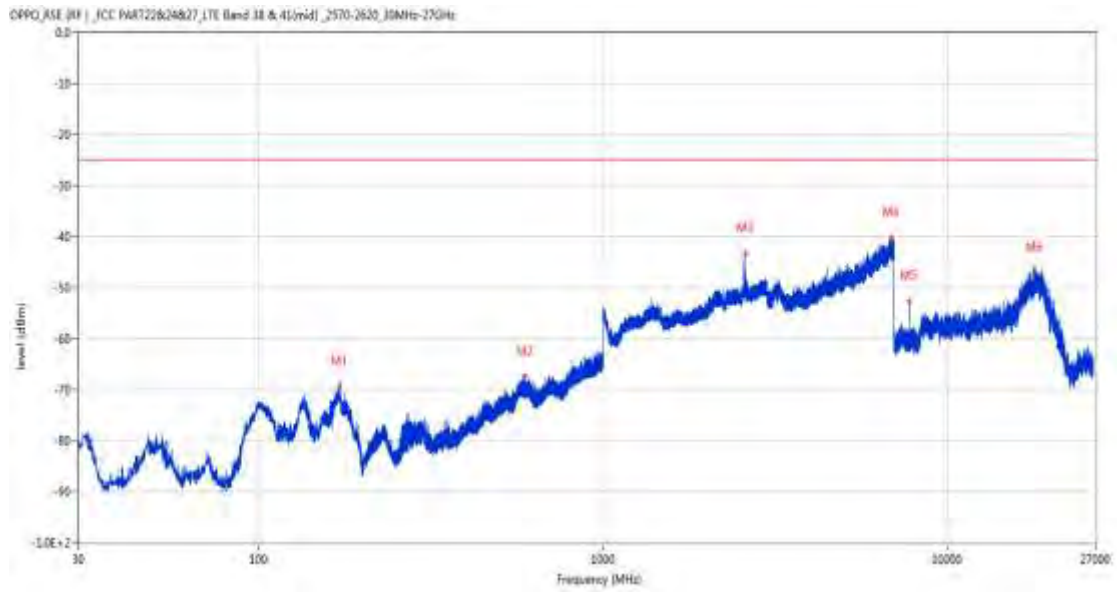
### 17.3 LTE Band 41 BW15, Middle Channel

RSE-H&H LTE Band 41 BW15 CH40690



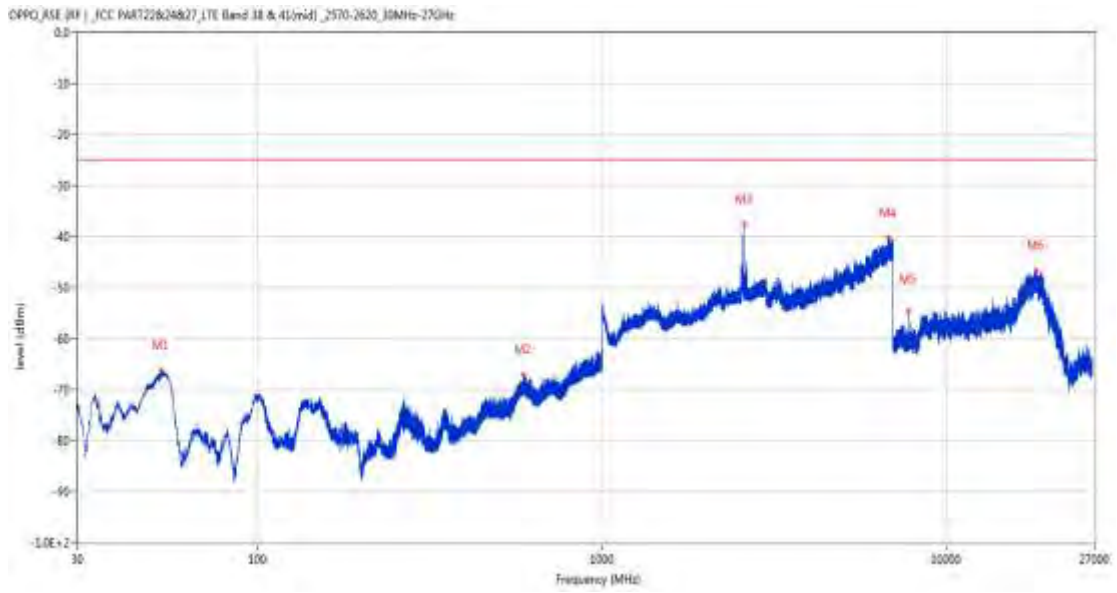
Frequency (MHz)	Result (dBm)	Factor (dB)	PK Limit (dBm)	Over Limit (dB)	Table (o)	ANT	EUT	Verdict
134.226	-67.37	-16.47	-25.0	-42.37	257.00	Horizontal	Horizontal	Pass
600.263	-65.24	-2.54	-25.0	-40.24	41.00	Horizontal	Horizontal	Pass
2593.600	-35.66	4.76	-25.0	-10.66	234.00	Horizontal	Horizontal	N/A
6949.800	-40.25	13.13	-25.0	-15.25	42.00	Horizontal	Horizontal	Pass
7780.275	-56.02	-3.76	-25.0	-31.02	264.00	Horizontal	Horizontal	Pass
18370.599	-47.12	9.97	-25.0	-22.12	23.00	Horizontal	Horizontal	Pass

RSE-H&V LTE Band 41 BW15 CH40690



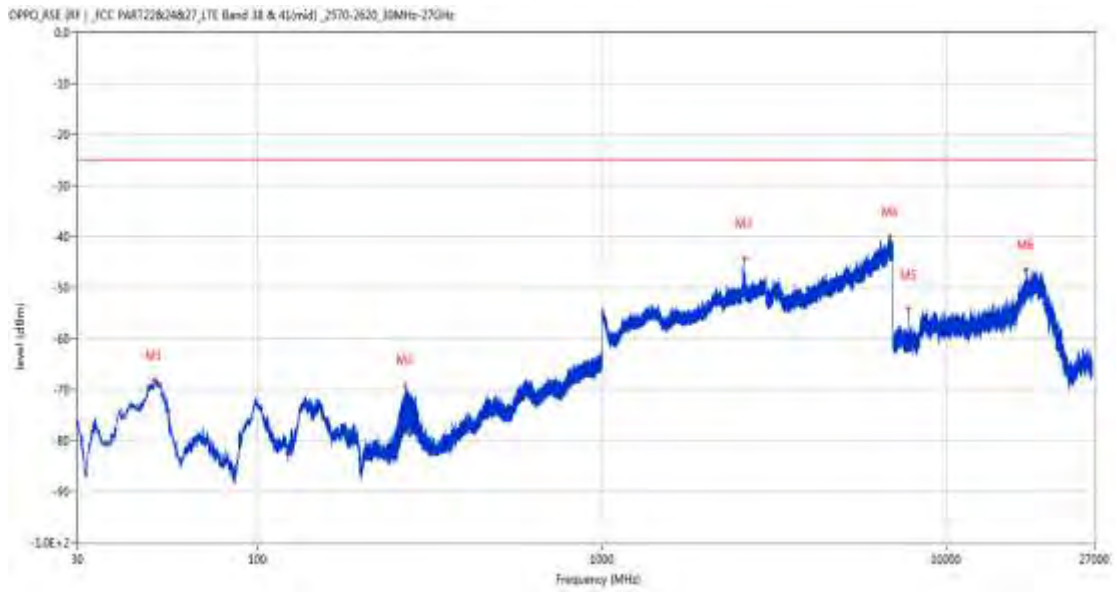
Frequency (MHz)	Result (dBm)	Factor (dB)	PK Limit (dBm)	Over Limit (dB)	Table (o)	ANT	EUT	Verdict
172.444	-69.26	-14.86	-25.0	-44.26	255.00	Horizontal	Vertical	Pass
596.383	-67.42	-3.03	-25.0	-42.42	359.00	Horizontal	Vertical	Pass
2593.600	-43.33	4.76	-25.0	-18.33	312.00	Horizontal	Vertical	N/A
6884.400	-40.16	12.30	-25.0	-15.16	275.00	Horizontal	Vertical	Pass
7780.275	-52.72	-3.76	-25.0	-27.72	90.00	Horizontal	Vertical	Pass
17962.988	-46.43	10.17	-25.0	-21.43	51.00	Horizontal	Vertical	Pass

RSE-V&V LTE Band 41 BW15 CH40690



Frequency (MHz)	Result (dBm)	Factor (dB)	PK Limit (dBm)	Over Limit (dB)	Table (o)	ANT	EUT	Verdict
52.504	-66.28	-14.72	-25.0	-41.28	139.00	Vertical	Vertical	Pass
593.521	-67.16	-3.25	-25.0	-42.16	180.00	Vertical	Vertical	Pass
2593.400	-37.51	4.77	-25.0	-12.51	222.00	Vertical	Vertical	N/A
6809.000	-40.23	13.08	-25.0	-15.23	336.00	Vertical	Vertical	Pass
7779.987	-54.69	-3.74	-25.0	-29.69	35.00	Vertical	Vertical	Pass
18243.525	-46.75	10.22	-25.0	-21.75	248.00	Vertical	Vertical	Pass

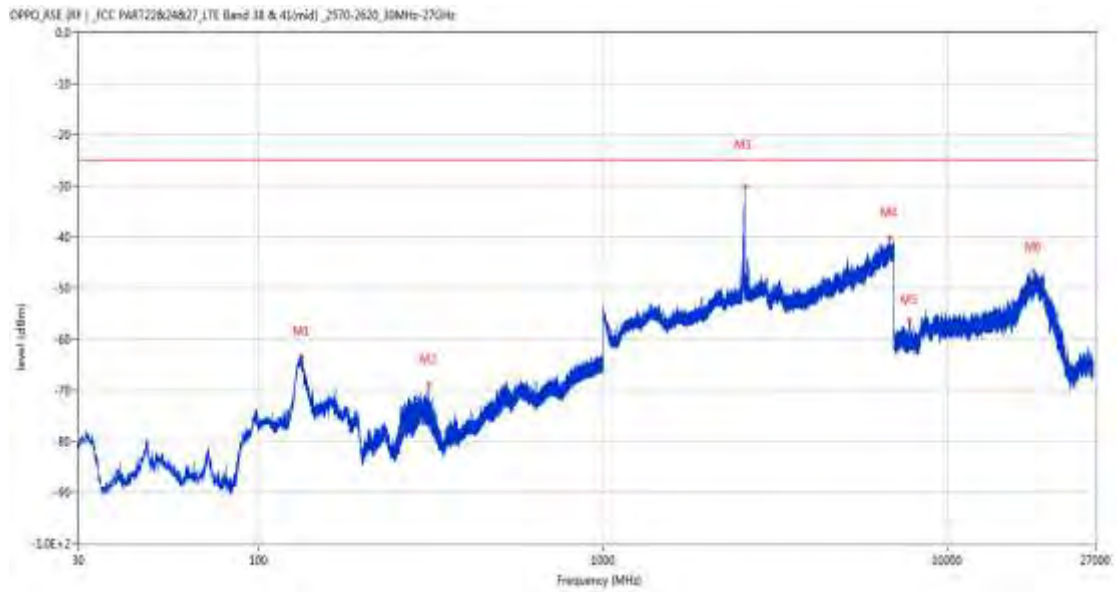
RSE-V&H LTE Band 41 BW15 CH40690



Frequency (MHz)	Result (dBm)	Factor (dB)	PK Limit (dBm)	Over Limit (dB)	Table (o)	ANT	EUT	Verdict
50.273	-68.25	-14.91	-25.0	-43.25	159.00	Vertical	Horizontal	Pass
268.086	-69.18	-12.98	-25.0	-44.18	182.00	Vertical	Horizontal	Pass
2593.300	-44.23	4.77	-25.0	-19.23	205.00	Vertical	Horizontal	N/A
6888.600	-40.05	12.19	-25.0	-15.05	104.00	Vertical	Horizontal	Pass
7779.987	-54.11	-3.74	-25.0	-29.11	113.00	Vertical	Horizontal	Pass
17039.250	-46.56	9.56	-25.0	-21.56	175.00	Vertical	Horizontal	Pass

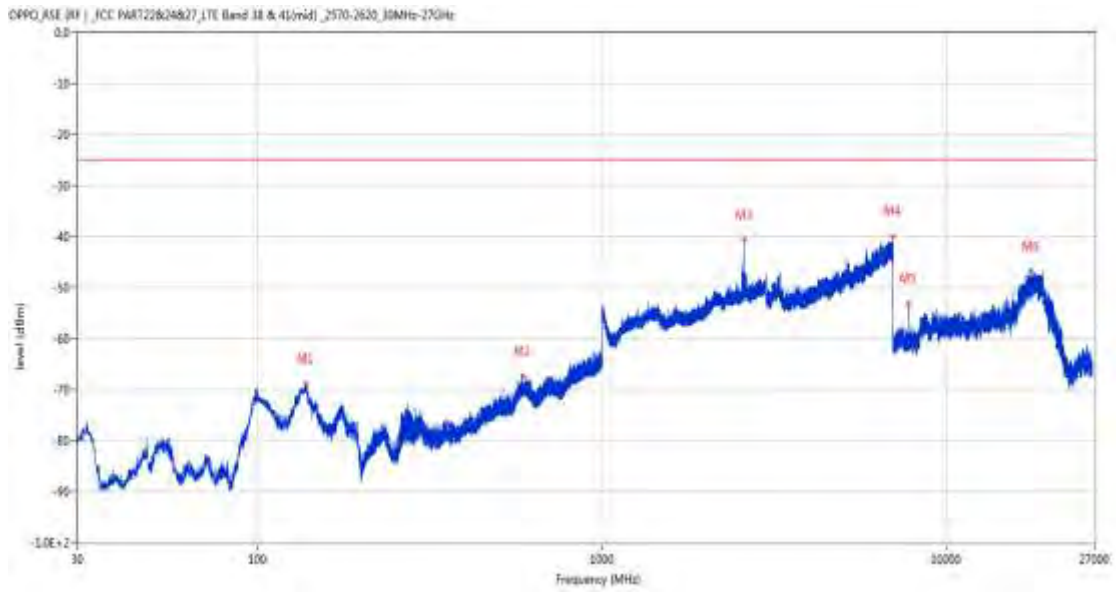
## 17.4 LTE Band 41 BW20, Middle Channel

RSE-H&H LTE Band 41 BW20 CH40690



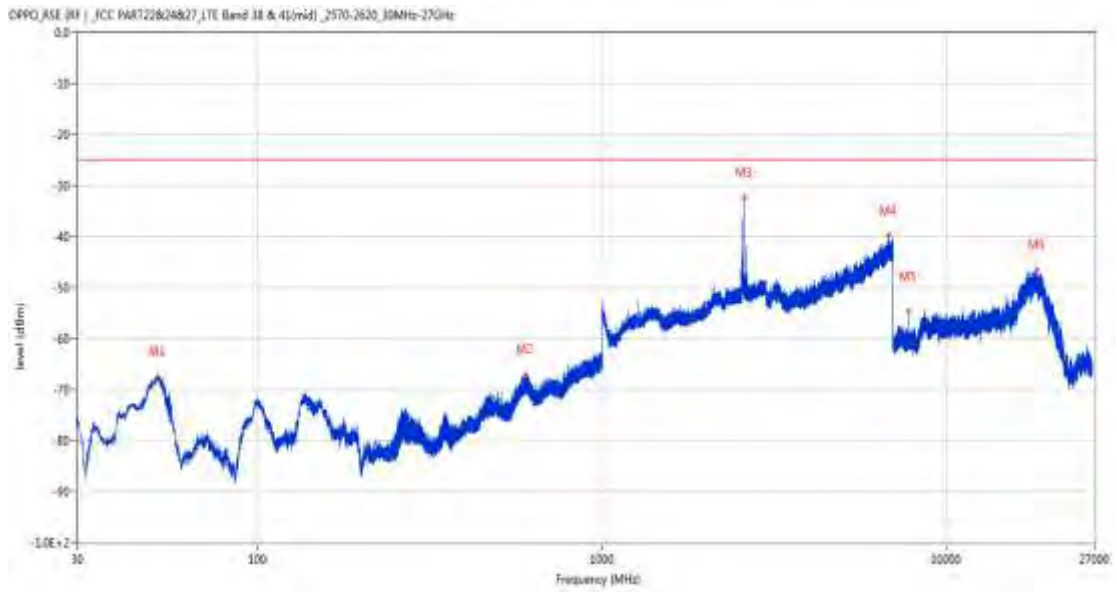
Frequency (MHz)	Result (dBm)	Factor (dB)	PK Limit (dBm)	Over Limit (dB)	Table (o)	ANT	EUT	Verdict
133.645	-63.52	-16.60	-25.0	-38.52	269.00	Horizontal	Horizontal	Pass
312.367	-68.99	-11.92	-25.0	-43.99	199.00	Horizontal	Horizontal	Pass
2591.200	-30.22	4.86	-25.0	-5.22	239.00	Horizontal	Horizontal	N/A
6809.000	-40.14	13.08	-25.0	-15.14	10.00	Horizontal	Horizontal	Pass
7773.663	-56.33	-3.79	-25.0	-31.33	261.00	Horizontal	Horizontal	Pass
17862.713	-46.69	10.34	-25.0	-21.69	76.00	Horizontal	Horizontal	Pass

RSE-H&V LTE Band 41 BW20 CH40690



Frequency (MHz)	Result (dBm)	Factor (dB)	PK Limit (dBm)	Over Limit (dB)	Table (o)	ANT	EUT	Verdict
138.107	-68.90	-15.90	-25.0	-43.90	285.00	Horizontal	Vertical	Pass
588.865	-67.37	-3.60	-25.0	-42.37	19.00	Horizontal	Vertical	Pass
2591.300	-40.67	4.85	-25.0	-15.67	307.00	Horizontal	Vertical	N/A
6990.200	-40.06	13.83	-25.0	-15.06	0.00	Horizontal	Vertical	Pass
7773.087	-53.27	-3.76	-25.0	-28.27	85.00	Horizontal	Vertical	Pass
17607.301	-46.66	10.64	-25.0	-21.66	49.00	Horizontal	Vertical	Pass

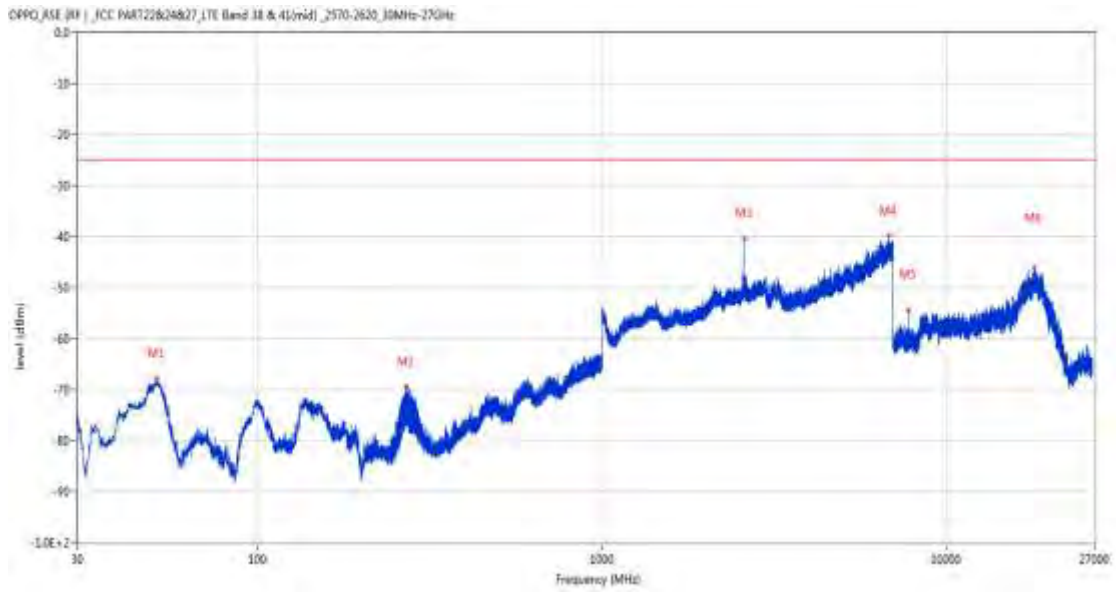
RSE-V&V LTE Band 41 BW20 CH40690



Frequency (MHz)	Result (dBm)	Factor (dB)	PK Limit (dBm)	Over Limit (dB)	Table (o)	ANT	EUT	Verdict
51.243	-67.58	-14.83	-25.0	-42.58	168.00	Vertical	Vertical	Pass
598.468	-67.12	-2.75	-25.0	-42.12	168.00	Vertical	Vertical	Pass
2591.300	-32.24	4.85	-25.0	-7.24	232.00	Vertical	Vertical	N/A
6814.800	-39.88	13.12	-25.0	-14.88	87.00	Vertical	Vertical	Pass
7773.663	-54.76	-3.79	-25.0	-29.76	42.00	Vertical	Vertical	Pass
18379.526	-46.50	9.95	-25.0	-21.50	204.00	Vertical	Vertical	Pass



RSE-V&H LTE Band 41 BW20 CH40690



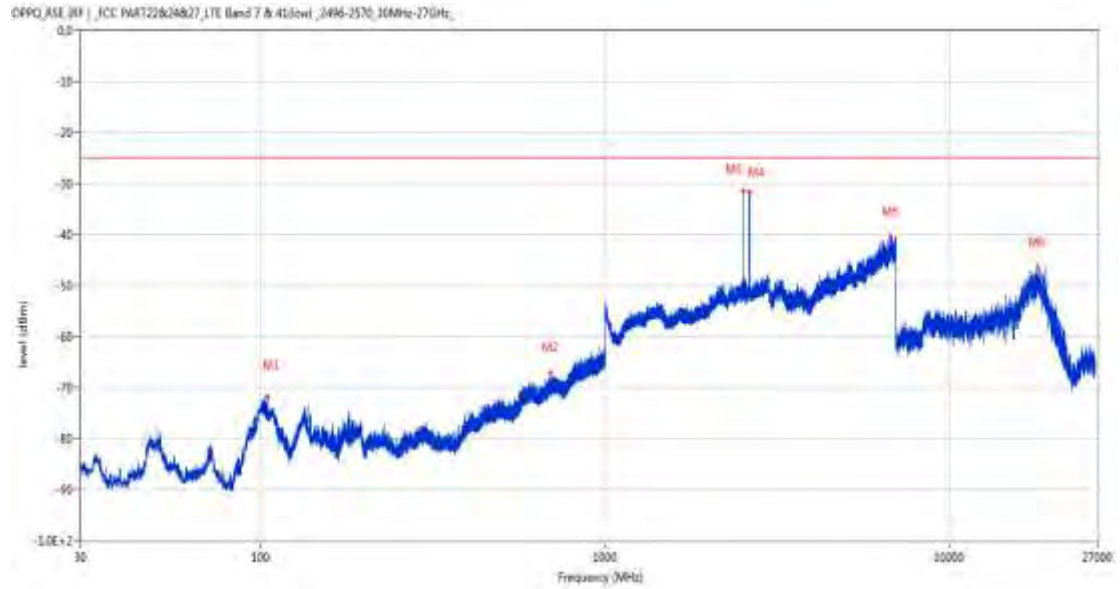
Frequency (MHz)	Result (dBm)	Factor (dB)	PK Limit (dBm)	Over Limit (dB)	Table (o)	ANT	EUT	Verdict
51.001	-68.03	-14.85	-25.0	-43.03	99.00	Vertical	Horizontal	Pass
271.045	-69.34	-12.73	-25.0	-44.34	169.00	Vertical	Horizontal	Pass
2591.200	-40.47	4.86	-25.0	-15.47	250.00	Vertical	Horizontal	N/A
6809.600	-39.86	13.11	-25.0	-14.86	0.00	Vertical	Horizontal	Pass
7773.663	-54.55	-3.79	-25.0	-29.55	128.00	Vertical	Horizontal	Pass
18039.949	-46.21	10.62	-25.0	-21.21	360.00	Vertical	Horizontal	Pass

CA

18 CA\_7C

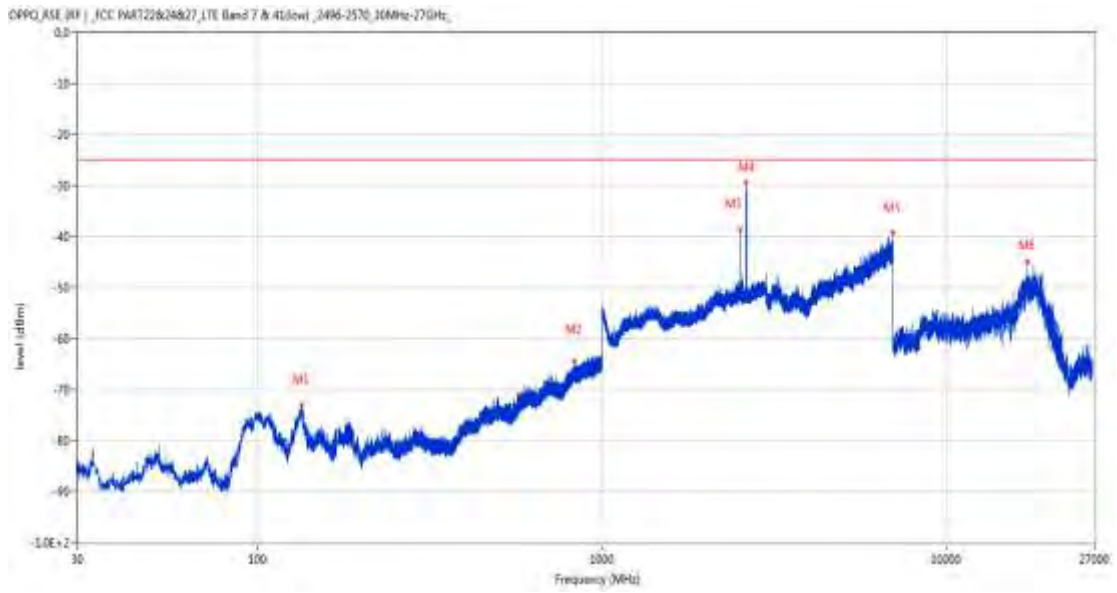
18.1 CA\_7C 20MHz+10MHz, QPSK, Low Channel

RSE-H&H PCC 20850 BW20 QPSK RB1 HIGH SCC 20994 BW10 QPSK RB2 LOW



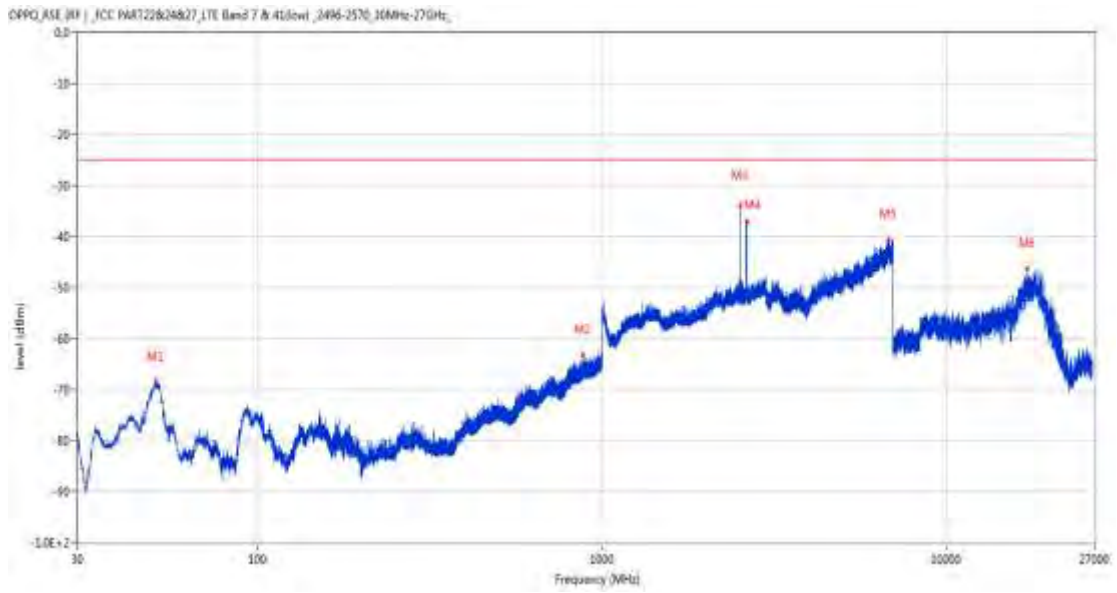
Frequency (MHz)	Result (dBm)	Factor (dB)	PK Limit (dBm)	Over Limit (dB)	Table (o)	ANT	EUT	Verdict
104.739	-71.92	-21.09	-25.0	-46.92	152.00	Horizontal	Horizontal	Pass
696.826	-67.12	0.21	-25.0	-42.12	62.00	Horizontal	Horizontal	Pass
2519.200	-31.37	3.42	-25.0	-6.37	219.00	Horizontal	Horizontal	N/A
2629.300	-31.67	2.44	-25.0	-6.67	319.00	Horizontal	Horizontal	N/A
6772.000	-40.39	12.72	-25.0	-15.39	340.00	Horizontal	Horizontal	Pass
17998.688	-46.23	10.70	-25.0	-21.23	289.00	Horizontal	Horizontal	Pass

RSE-H&V PCC 20850 BW20 QPSK RB1 HIGH SCC 20994 BW10 QPSK RB2 LOW



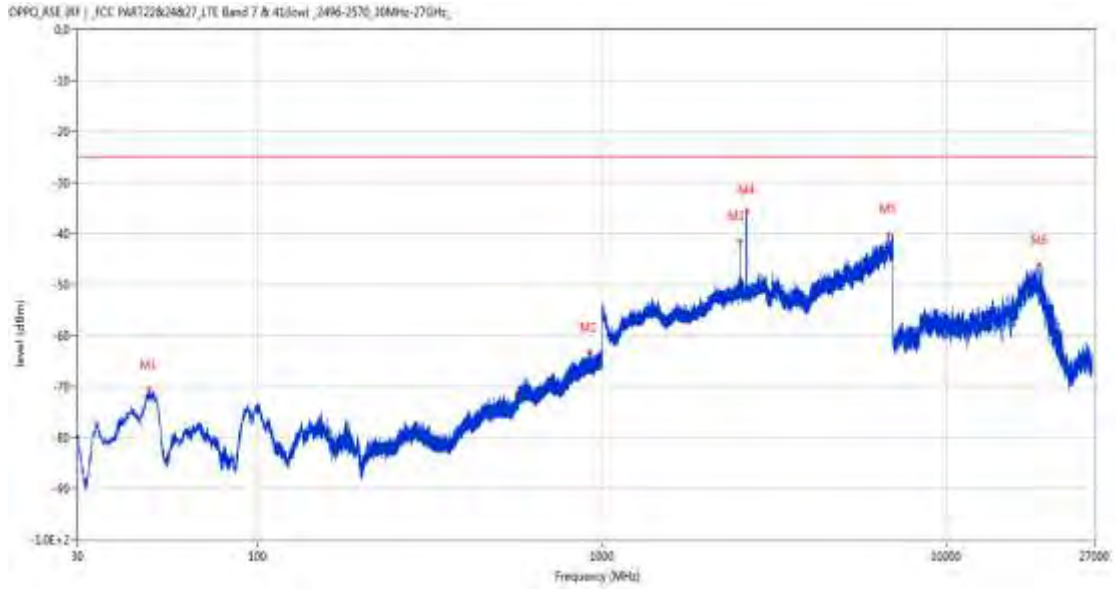
Frequency (MHz)	Result (dBm)	Factor (dB)	PK Limit (dBm)	Over Limit (dB)	Table (o)	ANT	EUT	Verdict
134.614	-73.01	-16.41	-25.0	-48.01	139.00	Horizontal	Vertical	Pass
831.899	-64.42	2.44	-25.0	-39.42	351.00	Horizontal	Vertical	Pass
2519.100	-38.52	3.42	-25.0	-13.52	253.00	Horizontal	Vertical	N/A
2628.300	-29.42	2.52	-25.0	-4.42	238.00	Horizontal	Vertical	N/A
6991.000	-39.16	13.89	-25.0	-14.16	106.00	Horizontal	Vertical	Pass
17254.762	-45.00	11.50	-25.0	-20.00	273.00	Horizontal	Vertical	Pass

RSE-V&V PCC 20850 BW20 QPSK RB1 HIGH SCC 20994 BW10 QPSK RB2 LOW



Frequency (MHz)	Result (dBm)	Factor (dB)	PK Limit (dBm)	Over Limit (dB)	Table (o)	ANT	EUT	Verdict
50.806	-68.46	-14.85	-25.0	-43.46	88.00	Vertical	Vertical	Pass
881.272	-63.29	3.47	-25.0	-38.29	16.00	Vertical	Vertical	Pass
2519.100	-33.85	3.42	-25.0	-8.85	298.00	Vertical	Vertical	N/A
2638.400	-37.24	2.35	-25.0	-12.24	59.00	Vertical	Vertical	N/A
6781.000	-40.70	12.67	-25.0	-15.70	261.00	Vertical	Vertical	Pass
17227.989	-46.29	10.88	-25.0	-21.29	308.00	Vertical	Vertical	Pass

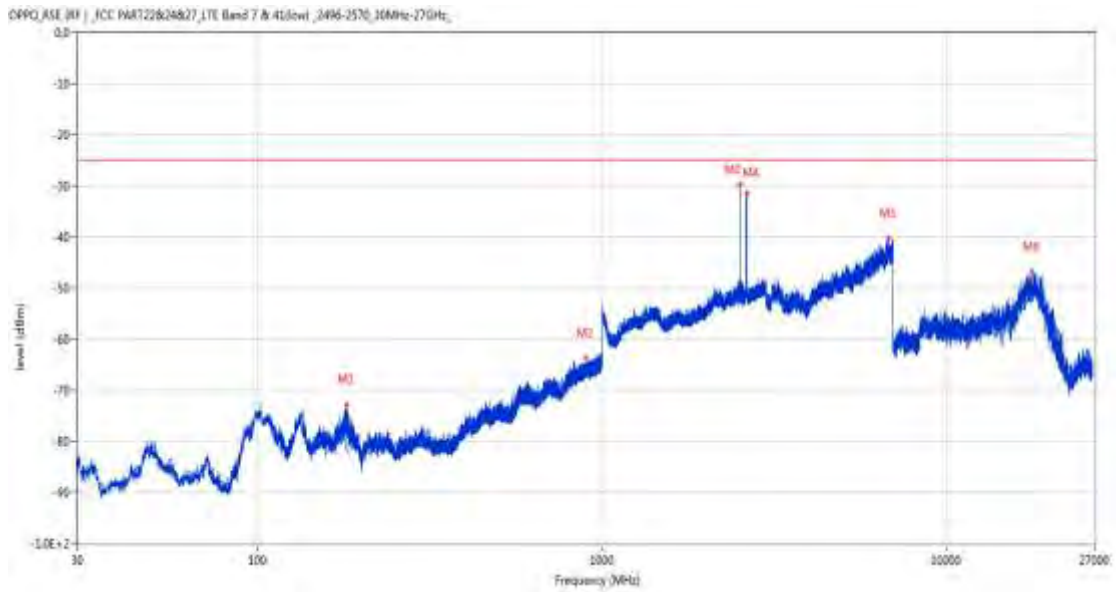
RSE-V&H PCC 20850 BW20 QPSK RB1 HIGH SCC 20994 BW10 QPSK RB2 LOW



Frequency (MHz)	Result (dBm)	Factor (dB)	PK Limit (dBm)	Over Limit (dB)	Table (o)	ANT	EUT	Verdict
48.527	-70.66	-15.62	-25.0	-45.66	65.00	Vertical	Horizontal	Pass
916.047	-63.19	3.81	-25.0	-38.19	316.00	Vertical	Horizontal	Pass
2519.200	-41.37	3.42	-25.0	-16.37	323.00	Vertical	Horizontal	N/A
2634.100	-35.59	2.29	-25.0	-10.59	61.00	Vertical	Horizontal	N/A
6782.000	-40.29	12.71	-25.0	-15.29	213.00	Vertical	Horizontal	Pass
18707.200	-46.14	9.30	-25.0	-21.14	72.00	Vertical	Horizontal	Pass

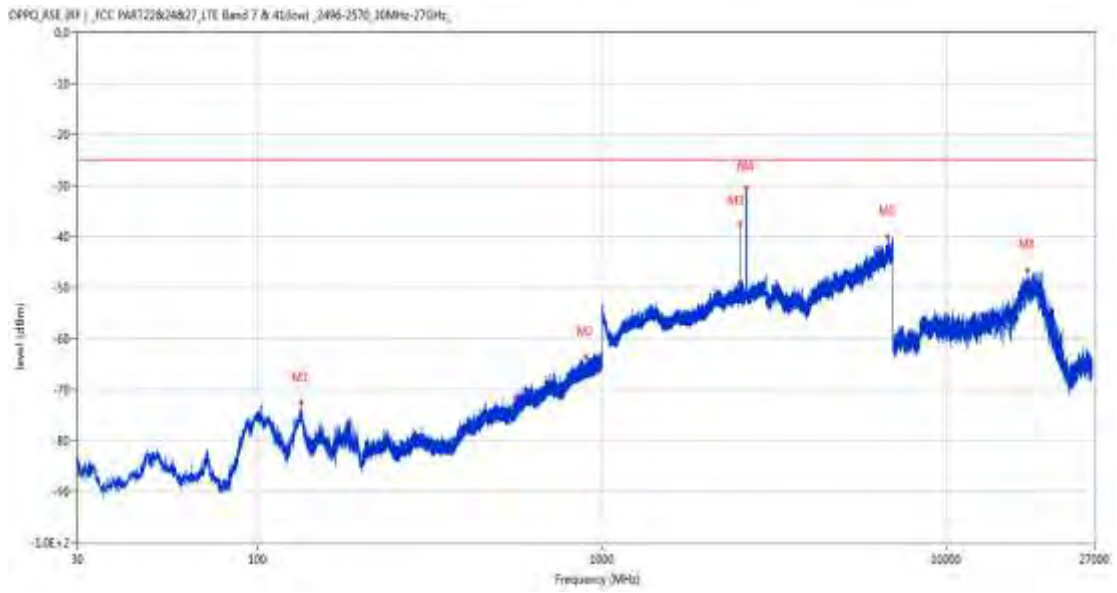
## 18.2 CA\_7C 20MHz+10MHz, 16-QAM, Low Channel

RSE-H&H PCC 20850 BW20 16-QAM RB1 HIGH SCC 20994 BW10 16-QAM RB1 LOW



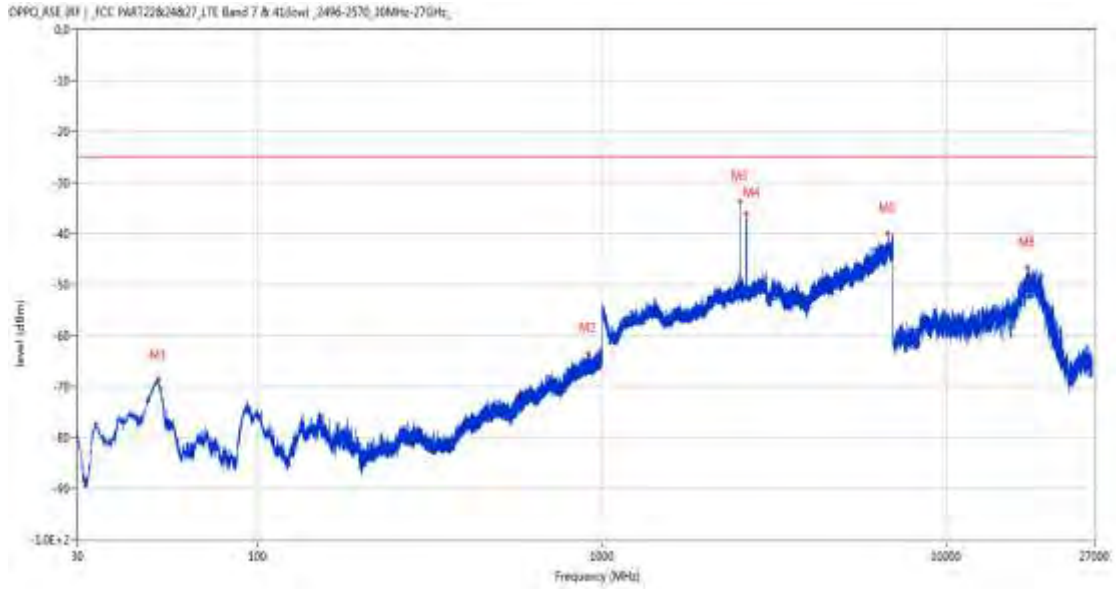
Frequency (MHz)	Result (dBm)	Factor (dB)	PK Limit (dBm)	Over Limit (dB)	Table (o)	ANT	EUT	Verdict
181.320	-72.93	-14.64	-25.0	-47.93	360.00	Horizontal	Horizontal	Pass
897.034	-63.73	3.68	-25.0	-38.73	176.00	Horizontal	Horizontal	Pass
2519.000	-29.88	3.42	-25.0	-4.88	279.00	Horizontal	Horizontal	N/A
2637.300	-31.46	2.34	-25.0	-6.46	242.00	Horizontal	Horizontal	N/A
6786.600	-40.26	12.87	-25.0	-15.26	69.00	Horizontal	Horizontal	Pass
17745.113	-46.74	10.08	-25.0	-21.74	202.00	Horizontal	Horizontal	Pass

RSE-H&V PCC 20850 BW20 16-QAM RB1 HIGH SCC 20994 BW10 16-QAM RB1 LOW



Frequency (MHz)	Result (dBm)	Factor (dB)	PK Limit (dBm)	Over Limit (dB)	Table (o)	ANT	EUT	Verdict
133.790	-72.43	-16.59	-25.0	-47.43	129.00	Horizontal	Vertical	Pass
898.295	-63.49	3.66	-25.0	-38.49	282.00	Horizontal	Vertical	Pass
2518.900	-37.52	3.42	-25.0	-12.52	169.00	Horizontal	Vertical	N/A
2631.900	-30.50	2.28	-25.0	-5.50	238.00	Horizontal	Vertical	N/A
6776.000	-40.08	12.88	-25.0	-15.08	301.00	Horizontal	Vertical	Pass
17219.850	-46.44	10.76	-25.0	-21.44	305.00	Horizontal	Vertical	Pass

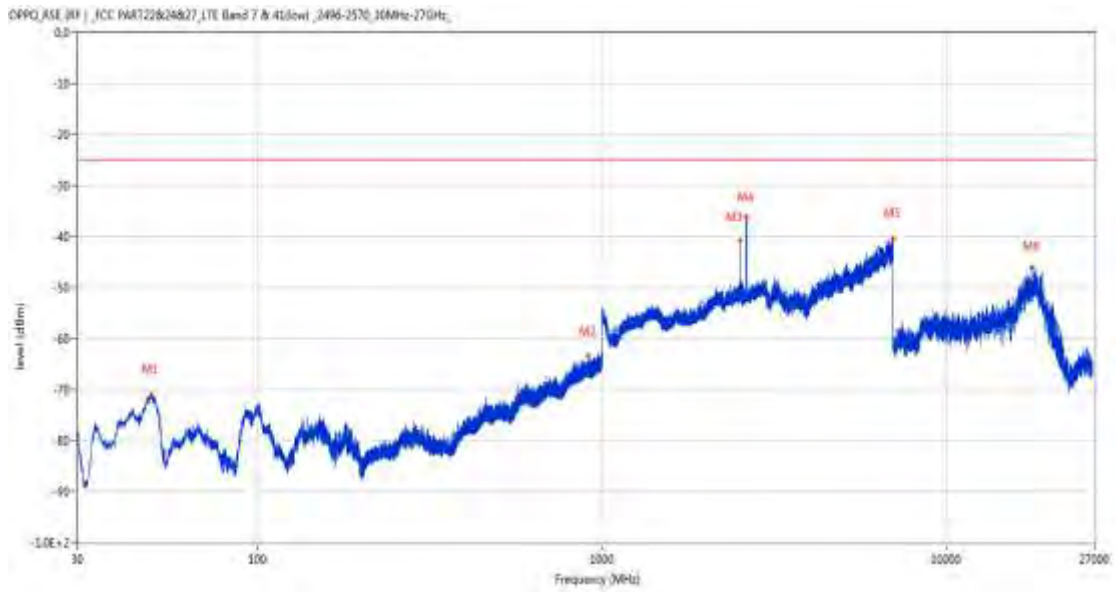
RSE-V&V PCC 20850 BW20 16-QAM RB1 HIGH SCC 20994 BW10 16-QAM RB1 LOW



Frequency (MHz)	Result (dBm)	Factor (dB)	PK Limit (dBm)	Over Limit (dB)	Table (o)	ANT	EUT	Verdict
51.583	-68.50	-14.76	-25.0	-43.50	110.00	Vertical	Vertical	Pass
912.312	-63.51	3.80	-25.0	-38.51	0.00	Vertical	Vertical	Pass
2519.100	-33.76	3.42	-25.0	-8.76	284.00	Vertical	Vertical	N/A
2629.500	-36.19	2.42	-25.0	-11.19	52.00	Vertical	Vertical	N/A
6774.200	-39.96	12.82	-25.0	-14.96	50.00	Vertical	Vertical	Pass
17262.637	-46.62	11.47	-25.0	-21.62	124.00	Vertical	Vertical	Pass



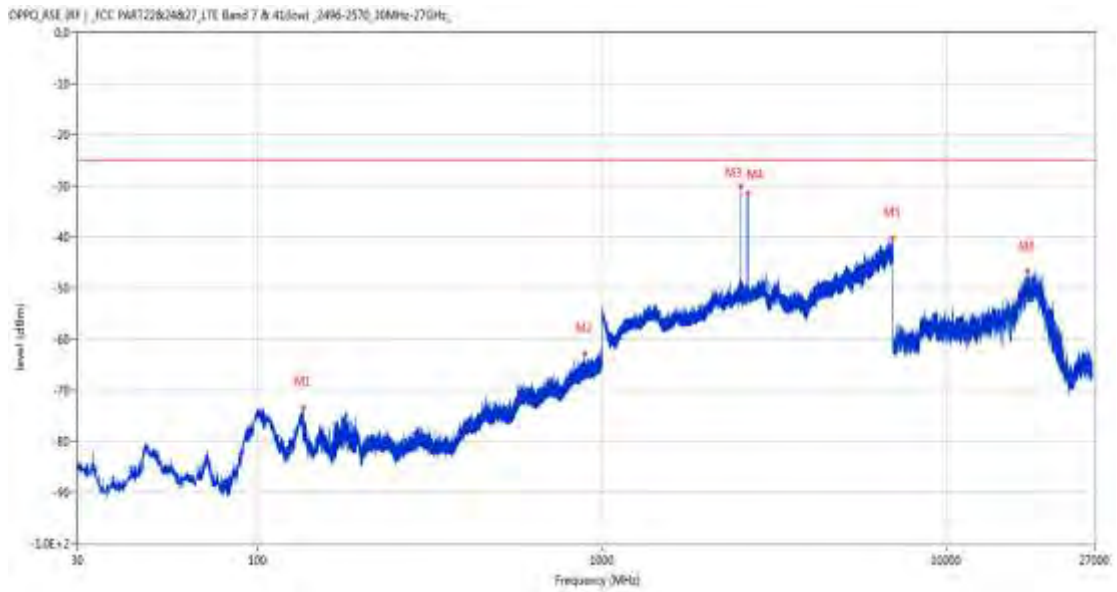
RSE-V&H PCC 20850 BW20 16-QAM RB1 HIGH SCC 20994 BW10 16-QAM RB1 LOW



Frequency (MHz)	Result (dBm)	Factor (dB)	PK Limit (dBm)	Over Limit (dB)	Table (o)	ANT	EUT	Verdict
48.867	-71.04	-15.47	-25.0	-46.04	140.00	Vertical	Horizontal	Pass
913.670	-63.54	3.79	-25.0	-38.54	305.00	Vertical	Horizontal	Pass
2519.000	-40.89	3.42	-25.0	-15.89	328.00	Vertical	Horizontal	N/A
2623.200	-36.10	2.55	-25.0	-11.10	52.00	Vertical	Horizontal	N/A
6991.800	-40.42	13.92	-25.0	-15.42	283.00	Vertical	Horizontal	Pass
17727.263	-46.17	10.23	-25.0	-21.17	343.00	Vertical	Horizontal	Pass

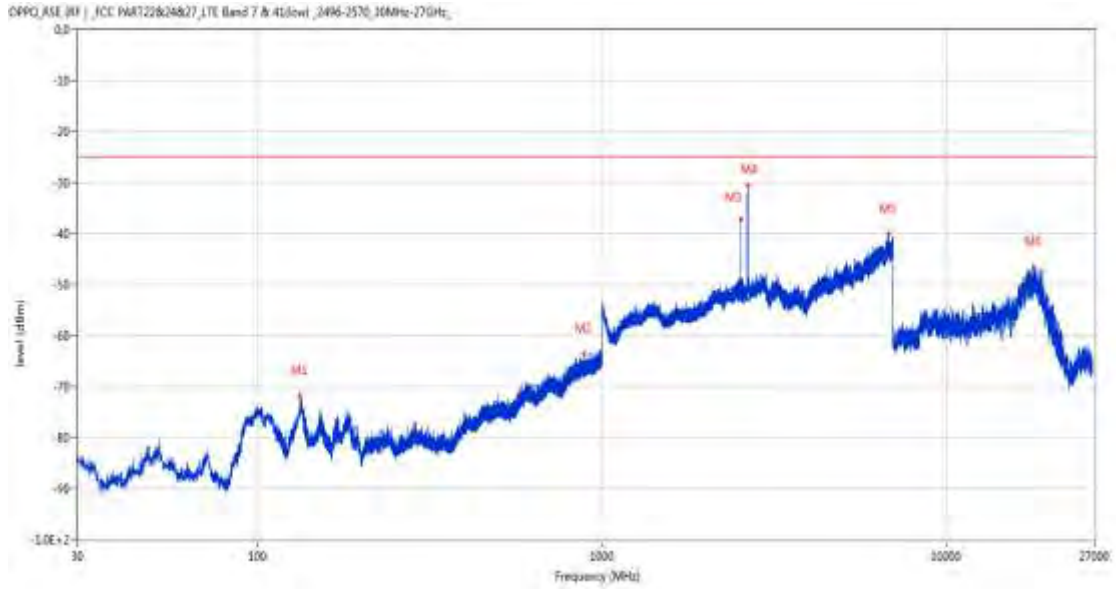
### 18.3 CA\_7C 20MHz+10MHz, QPSK, Middle Channel

RSE-H&H PCC 21051 BW20 QPSK RB1 HIGH SCC 21195 BW10 QPSK RB2 LOW



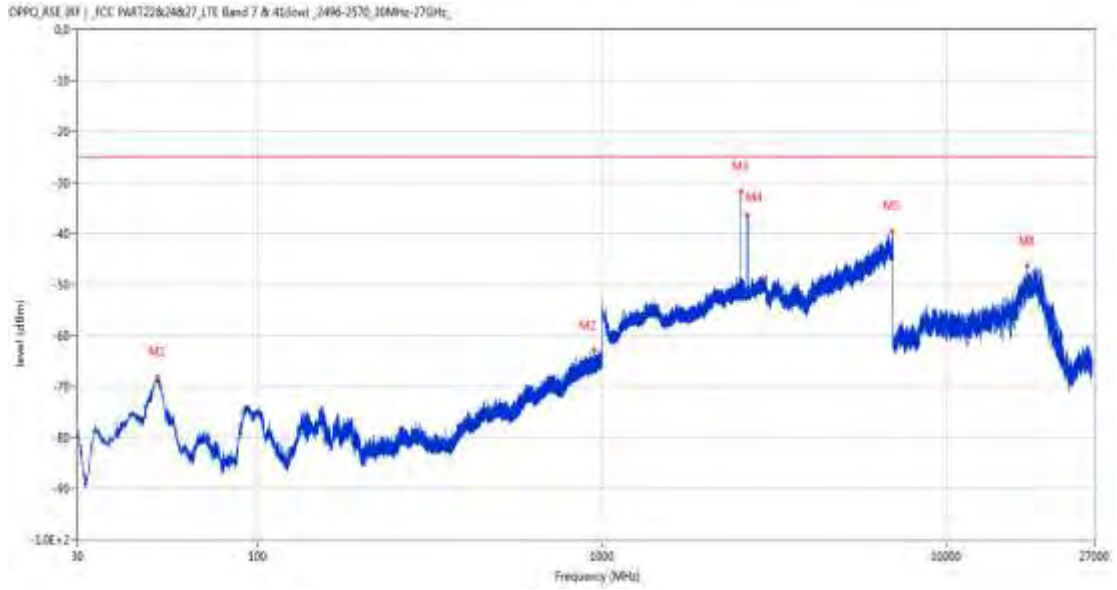
Frequency (MHz)	Result (dBm)	Factor (dB)	PK Limit (dBm)	Over Limit (dB)	Table (o)	ANT	EUT	Verdict
135.876	-73.36	-16.25	-25.0	-48.36	152.00	Horizontal	Horizontal	Pass
893.640	-62.89	3.63	-25.0	-37.89	304.00	Horizontal	Horizontal	Pass
2539.100	-30.03	3.63	-25.0	-5.03	277.00	Horizontal	Horizontal	N/A
2648.700	-31.40	2.63	-25.0	-6.40	309.00	Horizontal	Horizontal	N/A
6986.000	-40.12	13.62	-25.0	-15.12	201.00	Horizontal	Horizontal	Pass
17227.463	-46.74	10.87	-25.0	-21.74	319.00	Horizontal	Horizontal	Pass

RSE-H&V PCC 21051 BW20 QPSK RB1 HIGH SCC 21195 BW10 QPSK RB2 LOW



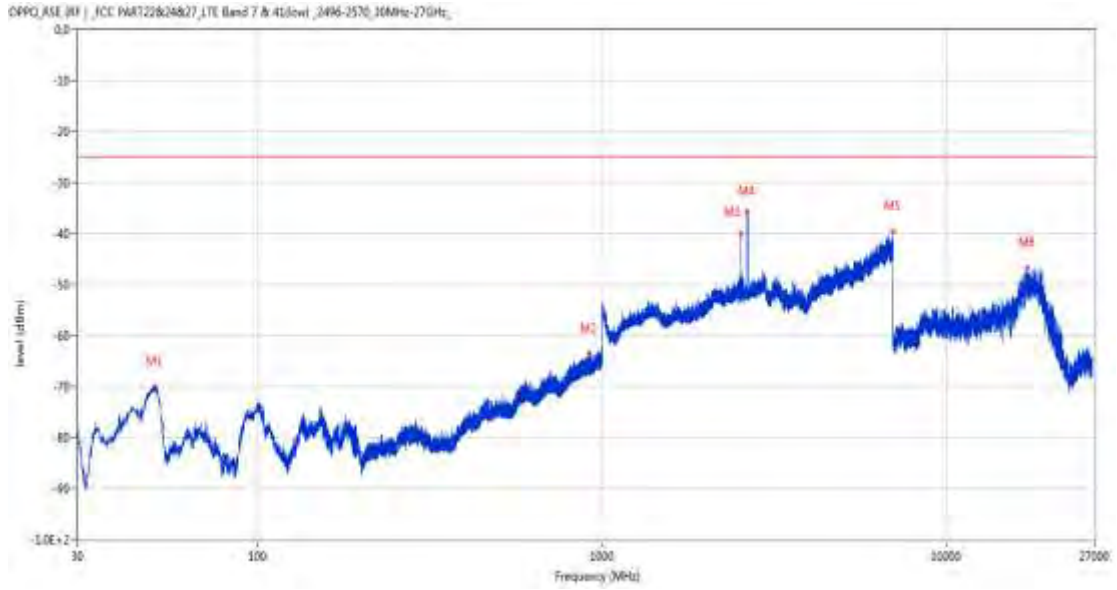
Frequency (MHz)	Result (dBm)	Factor (dB)	PK Limit (dBm)	Over Limit (dB)	Table (o)	ANT	EUT	Verdict
133.257	-71.87	-16.71	-25.0	-46.87	141.00	Horizontal	Vertical	Pass
886.170	-63.60	3.60	-25.0	-38.60	200.00	Horizontal	Vertical	Pass
2539.200	-37.17	3.63	-25.0	-12.17	162.00	Horizontal	Vertical	N/A
2650.600	-30.55	2.53	-25.0	-5.55	240.00	Horizontal	Vertical	N/A
6804.000	-40.07	13.12	-25.0	-15.07	79.00	Horizontal	Vertical	Pass
17949.864	-46.51	9.74	-25.0	-21.51	275.00	Horizontal	Vertical	Pass

RSE-V&V PCC 21051 BW20 QPSK RB1 HIGH SCC 21195 BW10 QPSK RB2 LOW



Frequency (MHz)	Result (dBm)	Factor (dB)	PK Limit (dBm)	Over Limit (dB)	Table (o)	ANT	EUT	Verdict
51.243	-68.16	-14.79	-25.0	-43.16	86.00	Vertical	Vertical	Pass
953.246	-62.92	4.23	-25.0	-37.92	118.00	Vertical	Vertical	Pass
2539.300	-31.91	3.63	-25.0	-6.91	306.00	Vertical	Vertical	N/A
2645.100	-36.27	2.61	-25.0	-11.27	66.00	Vertical	Vertical	N/A
6974.800	-39.52	13.30	-25.0	-14.52	155.00	Vertical	Vertical	Pass
17226.412	-46.37	10.86	-25.0	-21.37	252.00	Vertical	Vertical	Pass

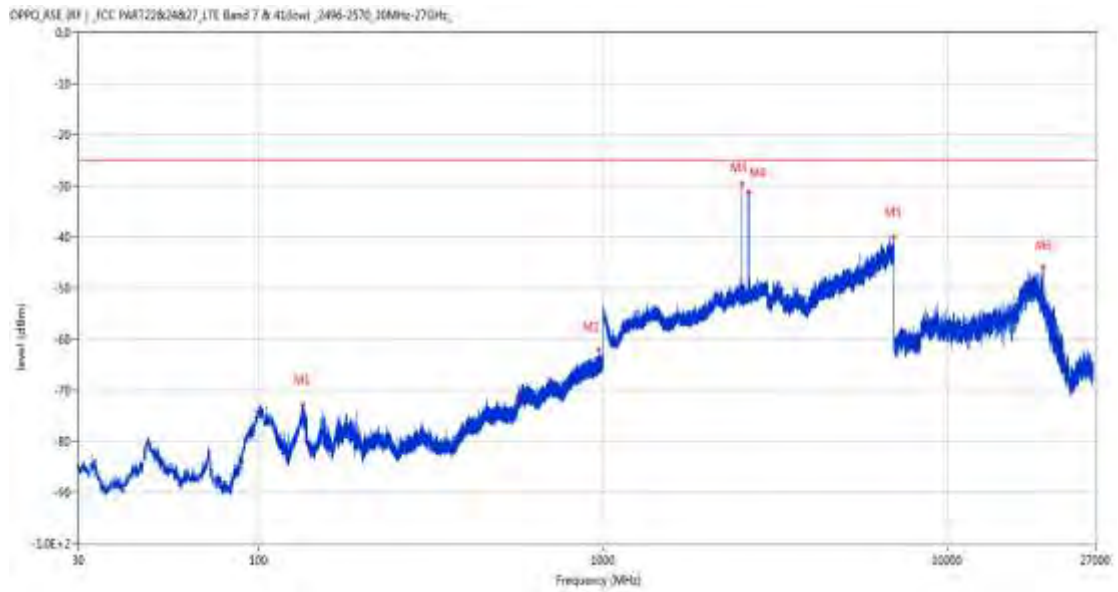
RSE-V&H PCC 21051 BW20 QPSK RB1 HIGH SCC 21195 BW10 QPSK RB2 LOW



Frequency (MHz)	Result (dBm)	Factor (dB)	PK Limit (dBm)	Over Limit (dB)	Table (o)	ANT	EUT	Verdict
50.564	-69.95	-14.89	-25.0	-44.95	126.00	Vertical	Horizontal	Pass
917.599	-63.44	3.91	-25.0	-38.44	170.00	Vertical	Horizontal	Pass
2539.100	-40.01	3.63	-25.0	-15.01	325.00	Vertical	Horizontal	N/A
2643.400	-35.73	2.50	-25.0	-10.73	62.00	Vertical	Horizontal	N/A
6986.800	-39.69	13.60	-25.0	-14.69	165.00	Vertical	Horizontal	Pass
17232.187	-46.78	10.94	-25.0	-21.78	223.00	Vertical	Horizontal	Pass

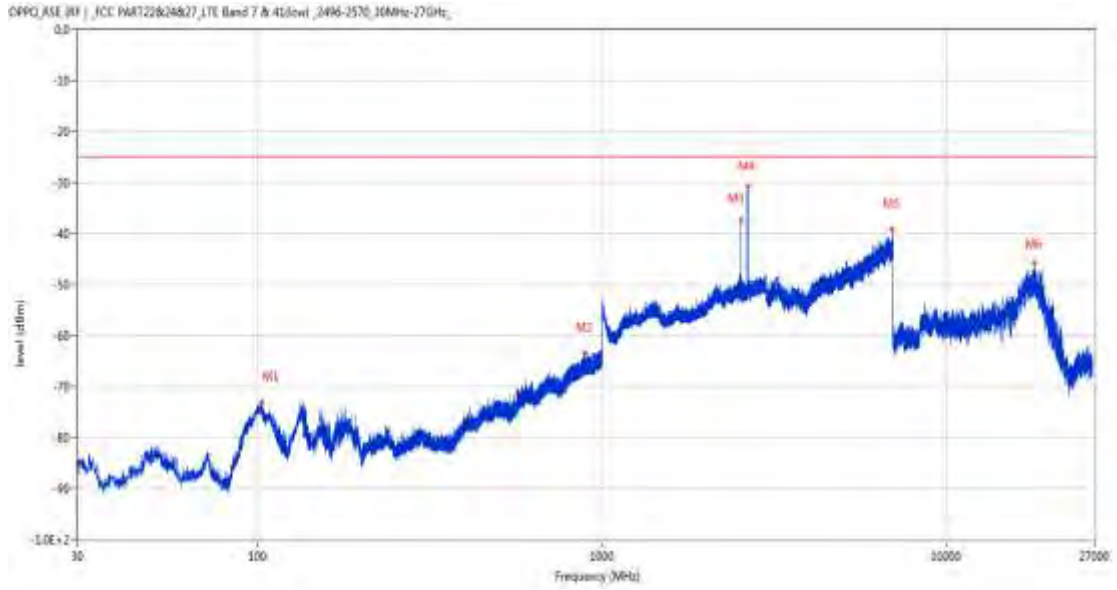
### 18.4 CA\_7C 20MHz+10MHz, 16-QAM, Middle Channel

RSE-H&H PCC 21051 BW20 16-QAM RB1 HIGH SCC 21195 BW10 16-QAM RB2 LOW



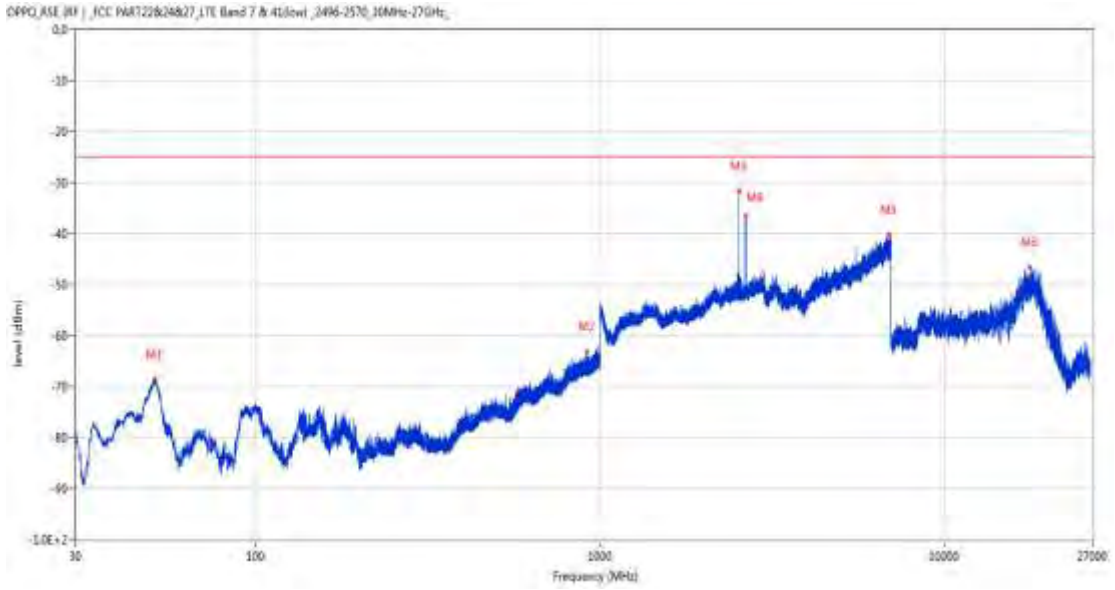
Frequency (MHz)	Result (dBm)	Factor (dB)	PK Limit (dBm)	Over Limit (dB)	Table (o)	ANT	EUT	Verdict
134.324	-72.95	-16.47	-25.0	-47.95	170.00	Horizontal	Horizontal	Pass
970.415	-62.02	4.69	-25.0	-37.02	55.00	Horizontal	Horizontal	Pass
2539.100	-29.69	3.63	-25.0	-4.69	221.00	Horizontal	Horizontal	N/A
2652.100	-31.25	2.63	-25.0	-6.25	302.00	Horizontal	Horizontal	N/A
6996.800	-39.92	13.89	-25.0	-14.92	340.00	Horizontal	Horizontal	Pass
18936.275	-45.95	8.85	-25.0	-20.95	360.00	Horizontal	Horizontal	Pass

RSE-H&V PCC 21051 BW20 16-QAM RB1 HIGH SCC 21195 BW10 16-QAM RB2 LOW



Frequency (MHz)	Result (dBm)	Factor (dB)	PK Limit (dBm)	Over Limit (dB)	Table (o)	ANT	EUT	Verdict
103.138	-73.10	-20.94	-25.0	-48.10	339.00	Horizontal	Vertical	Pass
892.281	-63.50	3.56	-25.0	-38.50	194.00	Horizontal	Vertical	Pass
2539.200	-37.32	3.63	-25.0	-12.32	154.00	Horizontal	Vertical	N/A
2649.300	-30.73	2.57	-25.0	-5.73	229.00	Horizontal	Vertical	N/A
6973.200	-39.28	13.21	-25.0	-14.28	69.00	Horizontal	Vertical	Pass
17998.426	-45.69	10.70	-25.0	-20.69	183.00	Horizontal	Vertical	Pass

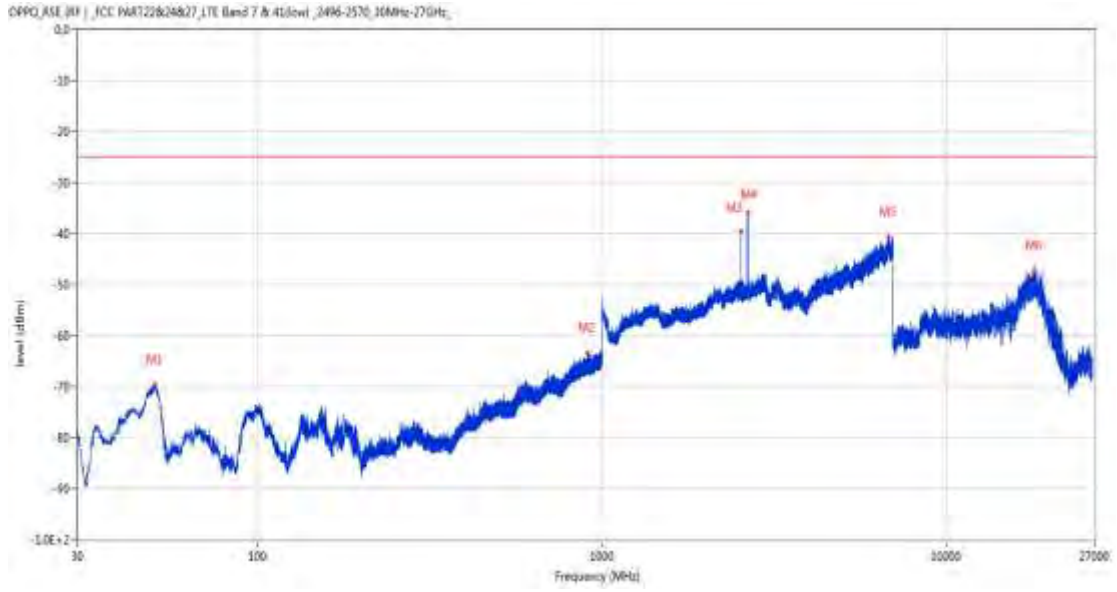
RSE-V&V PCC 21051 BW20 16-QAM RB1 HIGH SCC 21195 BW10 16-QAM RB2 LOW



Frequency (MHz)	Result (dBm)	Factor (dB)	PK Limit (dBm)	Over Limit (dB)	Table (o)	ANT	EUT	Verdict
50.952	-68.65	-14.83	-25.0	-43.65	125.00	Vertical	Vertical	Pass
919.878	-63.30	3.73	-25.0	-38.30	66.00	Vertical	Vertical	Pass
2539.100	-31.71	3.63	-25.0	-6.71	311.00	Vertical	Vertical	N/A
2647.600	-36.58	2.69	-25.0	-11.58	37.00	Vertical	Vertical	N/A
6914.600	-40.11	12.32	-25.0	-15.11	21.00	Vertical	Vertical	Pass
17759.551	-46.79	10.12	-25.0	-21.79	50.00	Vertical	Vertical	Pass



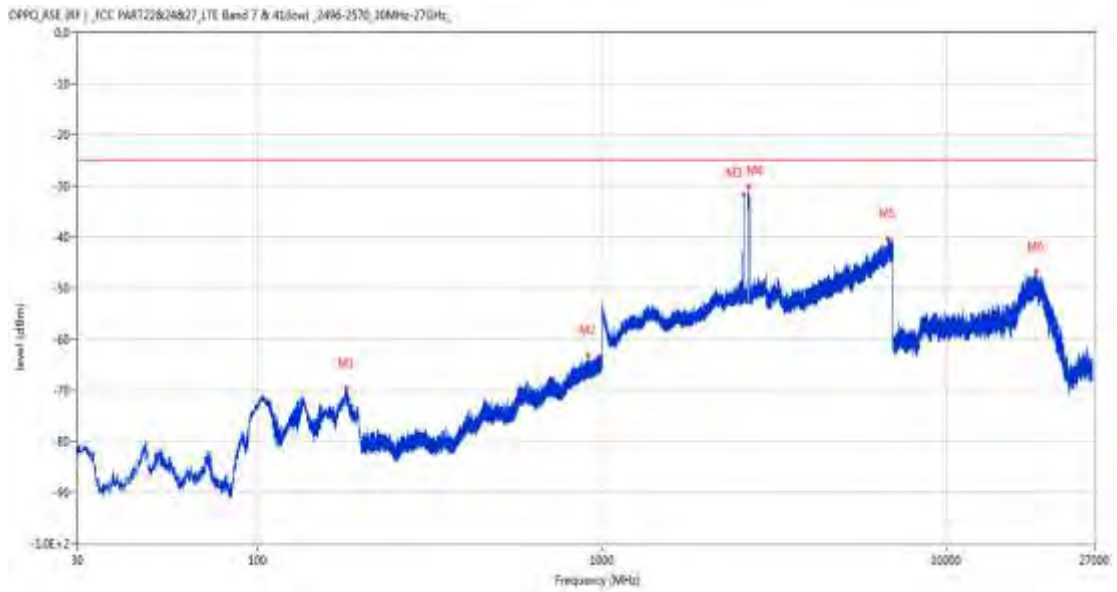
RSE-V&H PCC 21051 BW20 16-QAM RB1 HIGH SCC 21195 BW10 16-QAM RB2 LOW



Frequency (MHz)	Result (dBm)	Factor (dB)	PK Limit (dBm)	Over Limit (dB)	Table (o)	ANT	EUT	Verdict
50.322	-69.67	-14.92	-25.0	-44.67	107.00	Vertical	Horizontal	Pass
906.831	-63.44	3.73	-25.0	-38.44	347.00	Vertical	Horizontal	Pass
2539.000	-39.69	3.62	-25.0	-14.69	330.00	Vertical	Horizontal	N/A
2658.400	-35.99	2.52	-25.0	-10.99	60.00	Vertical	Horizontal	N/A
6798.000	-40.51	13.09	-25.0	-15.51	77.00	Vertical	Horizontal	Pass
17978.739	-47.16	10.64	-25.0	-22.16	127.00	Vertical	Horizontal	Pass

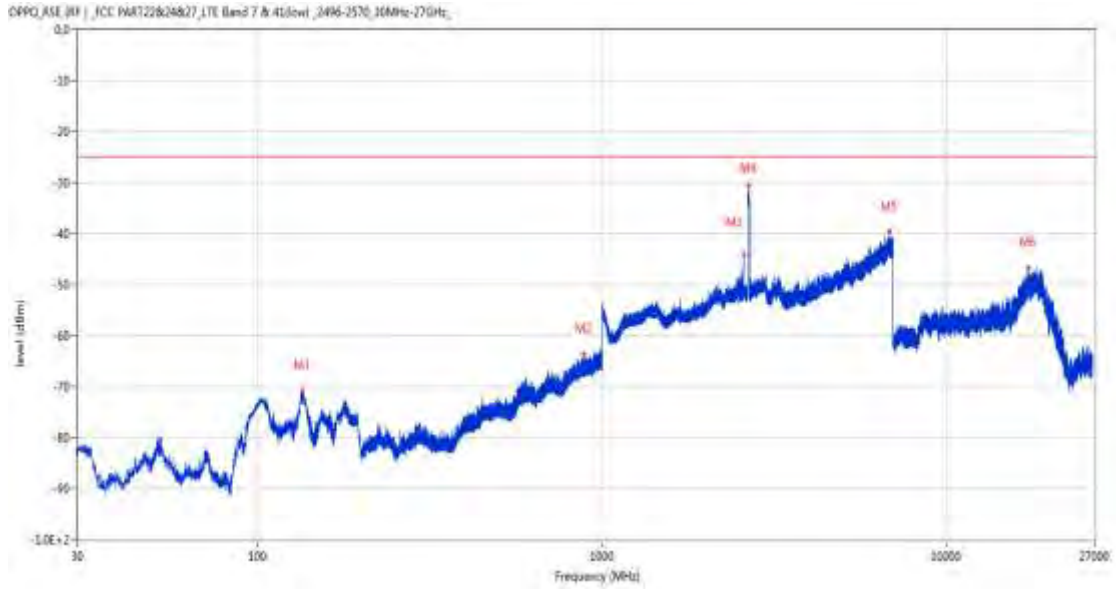
### 18.5 CA\_7C 20MHz+10MHz, QPSK, High Channel

RSE-H&H PCC 21251 BW20 QPSK RB1 HIGH SCC 21395 BW10 QPSK RB2 LOW



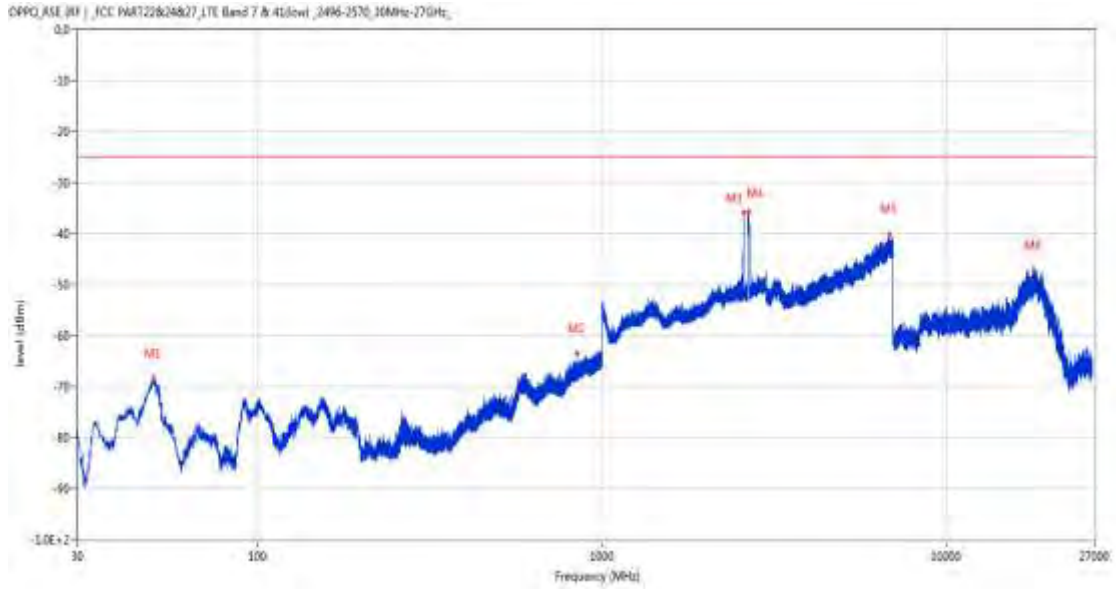
Frequency (MHz)	Result (dBm)	Factor (dB)	PK Limit (dBm)	Over Limit (dB)	Table (o)	ANT	EUT	Verdict
181.174	-69.62	-14.62	-25.0	-44.62	349.00	Horizontal	Horizontal	Pass
911.972	-63.20	3.80	-25.0	-38.20	35.00	Horizontal	Horizontal	Pass
2576.500	-31.69	4.07	-25.0	-6.69	218.00	Horizontal	Horizontal	N/A
2673.400	-30.07	3.03	-25.0	-5.07	303.00	Horizontal	Horizontal	N/A
6756.000	-40.41	12.32	-25.0	-15.41	31.00	Horizontal	Horizontal	Pass
18219.725	-46.82	10.27	-25.0	-21.82	111.00	Horizontal	Horizontal	Pass

RSE-H&V PCC 21251 BW20 QPSK RB1 HIGH SCC 21395 BW10 QPSK RB2 LOW



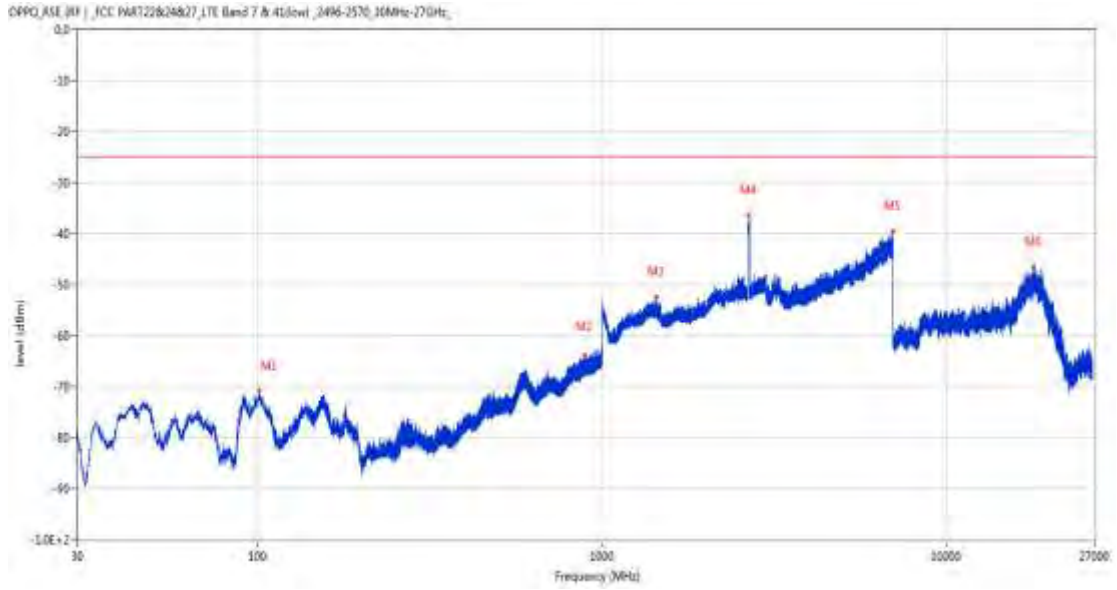
Frequency (MHz)	Result (dBm)	Factor (dB)	PK Limit (dBm)	Over Limit (dB)	Table (o)	ANT	EUT	Verdict
135.051	-70.82	-16.33	-25.0	-45.82	139.00	Horizontal	Vertical	Pass
888.984	-63.59	3.46	-25.0	-38.59	308.00	Horizontal	Vertical	Pass
2583.600	-44.09	3.10	-25.0	-19.09	256.00	Horizontal	Vertical	N/A
2672.000	-30.69	2.96	-25.0	-5.69	303.00	Horizontal	Vertical	N/A
6821.600	-39.58	13.08	-25.0	-14.58	21.00	Horizontal	Vertical	Pass
17356.349	-46.68	10.54	-25.0	-21.68	261.00	Horizontal	Vertical	Pass

RSE-V&V PCC 21251 BW20 QPSK RB1 HIGH SCC 21395 BW10 QPSK RB2 LOW



Frequency (MHz)	Result (dBm)	Factor (dB)	PK Limit (dBm)	Over Limit (dB)	Table (o)	ANT	EUT	Verdict
49.982	-68.29	-14.97	-25.0	-43.29	126.00	Vertical	Vertical	Pass
847.516	-63.53	2.59	-25.0	-38.53	110.00	Vertical	Vertical	Pass
2578.500	-35.96	4.01	-25.0	-10.96	242.00	Vertical	Vertical	N/A
2668.500	-35.66	2.91	-25.0	-10.66	35.00	Vertical	Vertical	N/A
6849.600	-40.19	12.50	-25.0	-15.19	231.00	Vertical	Vertical	Pass
17943.300	-47.12	9.57	-25.0	-22.12	342.00	Vertical	Vertical	Pass

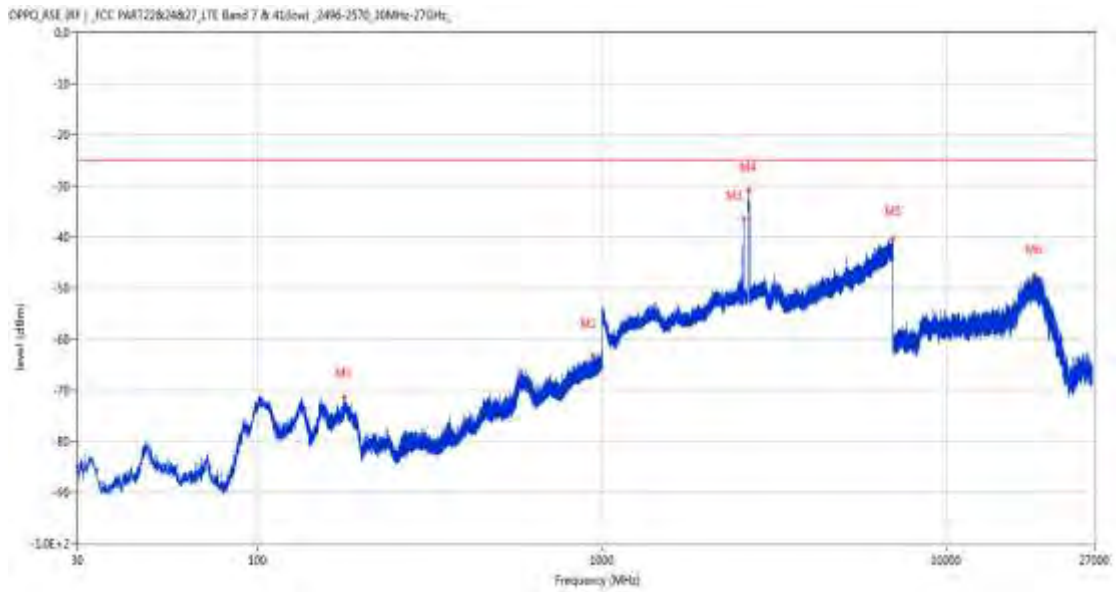
RSE-V&H PCC 21251 BW20 QPSK RB1 HIGH SCC 21395 BW10 QPSK RB2 LOW



Frequency (MHz)	Result (dBm)	Factor (dB)	PK Limit (dBm)	Over Limit (dB)	Table (o)	ANT	EUT	Verdict
101.246	-70.85	-20.82	-25.0	-45.85	248.00	Vertical	Horizontal	Pass
894.318	-63.93	3.65	-25.0	-38.93	212.00	Vertical	Horizontal	Pass
1439.300	-52.46	-2.16	-25.0	-27.46	66.00	Vertical	Horizontal	Pass
2673.900	-36.31	3.03	-25.0	-11.31	54.00	Vertical	Horizontal	N/A
6998.000	-39.64	13.96	-25.0	-14.64	18.00	Vertical	Horizontal	Pass
17958.525	-46.51	10.03	-25.0	-21.51	229.00	Vertical	Horizontal	Pass

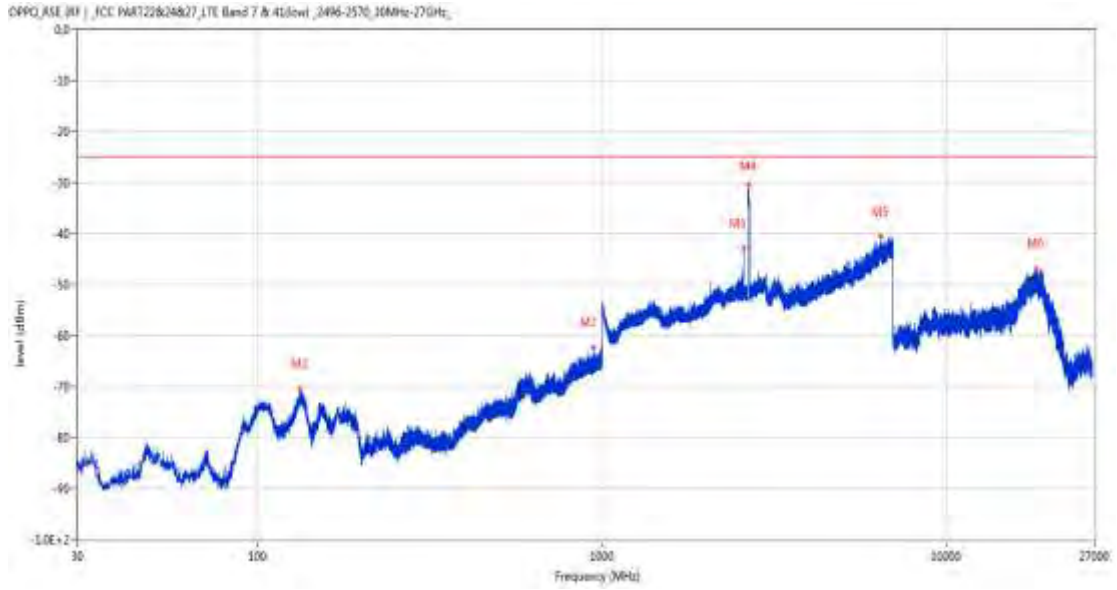
### 18.6 CA\_7C 20MHz+10MHz, 16-QAM, High Channel

RSE-H&H PCC 21251 BW20 16-QAM RB1 HIGH SCC 21395 BW10 16-QAM RB1 LOW



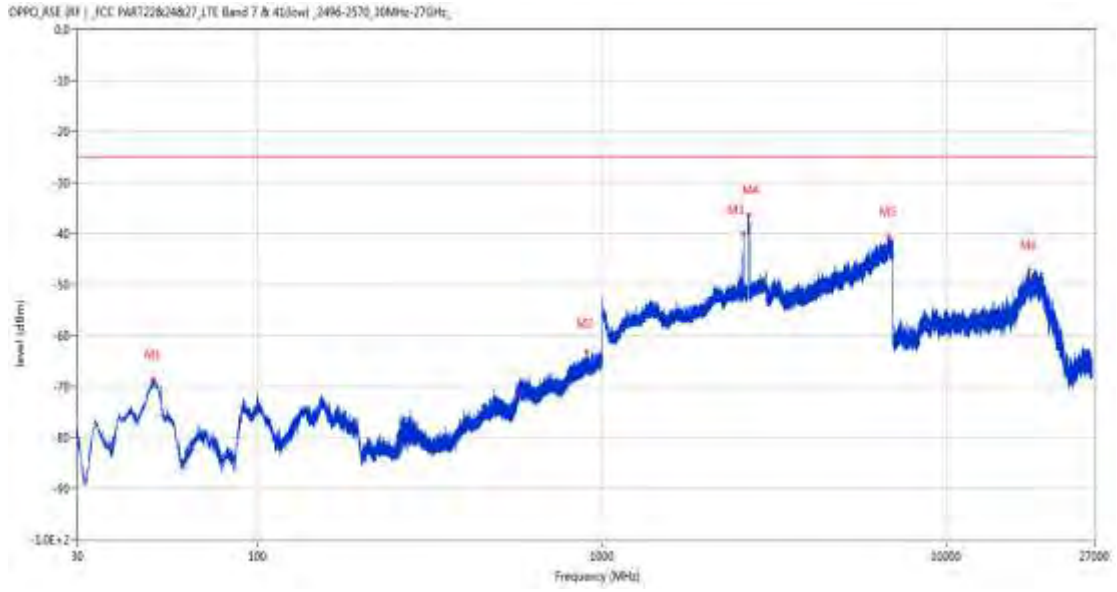
Frequency (MHz)	Result (dBm)	Factor (dB)	PK Limit (dBm)	Over Limit (dB)	Table (o)	ANT	EUT	Verdict
178.604	-71.52	-14.55	-25.0	-46.52	360.00	Horizontal	Horizontal	Pass
941.509	-63.28	3.79	-25.0	-38.28	6.00	Horizontal	Horizontal	Pass
2578.500	-36.55	4.01	-25.0	-11.55	128.00	Horizontal	Horizontal	N/A
2669.700	-30.76	2.91	-25.0	-5.76	301.00	Horizontal	Horizontal	N/A
6991.200	-40.35	13.91	-25.0	-15.35	322.00	Horizontal	Horizontal	Pass
18022.949	-47.60	10.65	-25.0	-22.60	317.00	Horizontal	Horizontal	Pass

RSE-H&V PCC 21251 BW20 16-QAM RB1 HIGH SCC 21395 BW10 16-QAM RB1 LOW



Frequency (MHz)	Result (dBm)	Factor (dB)	PK Limit (dBm)	Over Limit (dB)	Table (o)	ANT	EUT	Verdict
133.257	-70.53	-16.71	-25.0	-45.53	140.00	Horizontal	Vertical	Pass
943.497	-62.47	3.84	-25.0	-37.47	0.00	Horizontal	Vertical	Pass
2582.400	-42.77	3.45	-25.0	-17.77	235.00	Horizontal	Vertical	N/A
2673.800	-30.51	3.03	-25.0	-5.51	5.00	Horizontal	Vertical	N/A
6438.600	-40.52	12.09	-25.0	-15.52	159.00	Horizontal	Vertical	Pass
18250.750	-46.87	10.20	-25.0	-21.87	196.00	Horizontal	Vertical	Pass

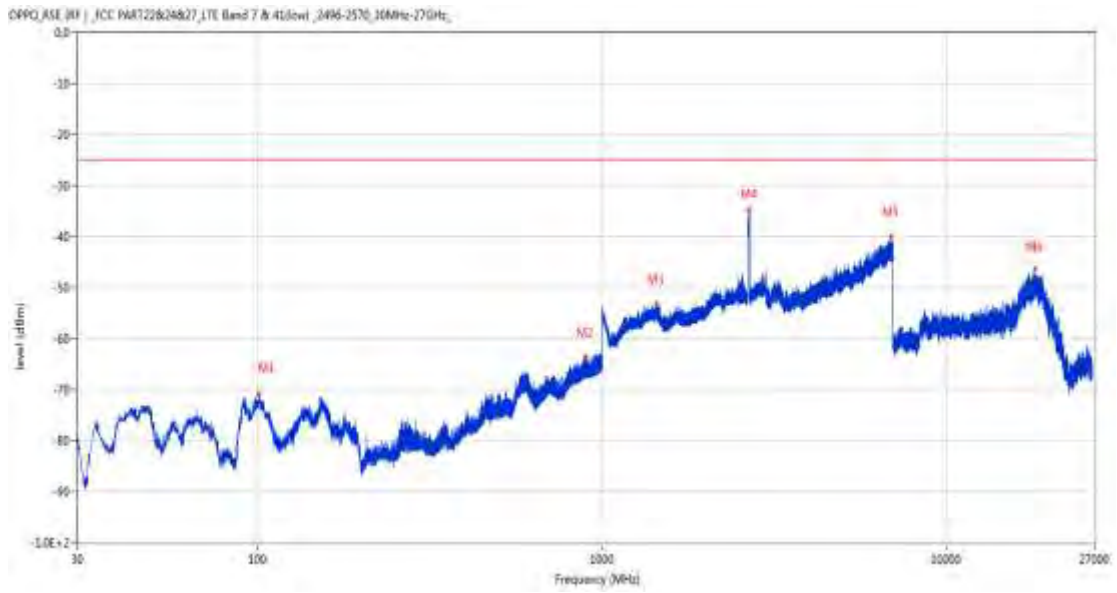
RSE-V&V PCC 21251 BW20 16-QAM RB1 HIGH SCC 21395 BW10 16-QAM RB1 LOW



Frequency (MHz)	Result (dBm)	Factor (dB)	PK Limit (dBm)	Over Limit (dB)	Table (o)	ANT	EUT	Verdict
49.885	-68.51	-15.02	-25.0	-43.51	84.00	Vertical	Vertical	Pass
904.310	-63.34	3.66	-25.0	-38.34	264.00	Vertical	Vertical	Pass
2577.000	-40.05	4.08	-25.0	-15.05	272.00	Vertical	Vertical	N/A
2665.600	-36.33	2.64	-25.0	-11.33	90.00	Vertical	Vertical	N/A
6799.000	-40.68	13.13	-25.0	-15.68	80.00	Vertical	Vertical	Pass
17431.163	-47.13	11.26	-25.0	-22.13	59.00	Vertical	Vertical	Pass



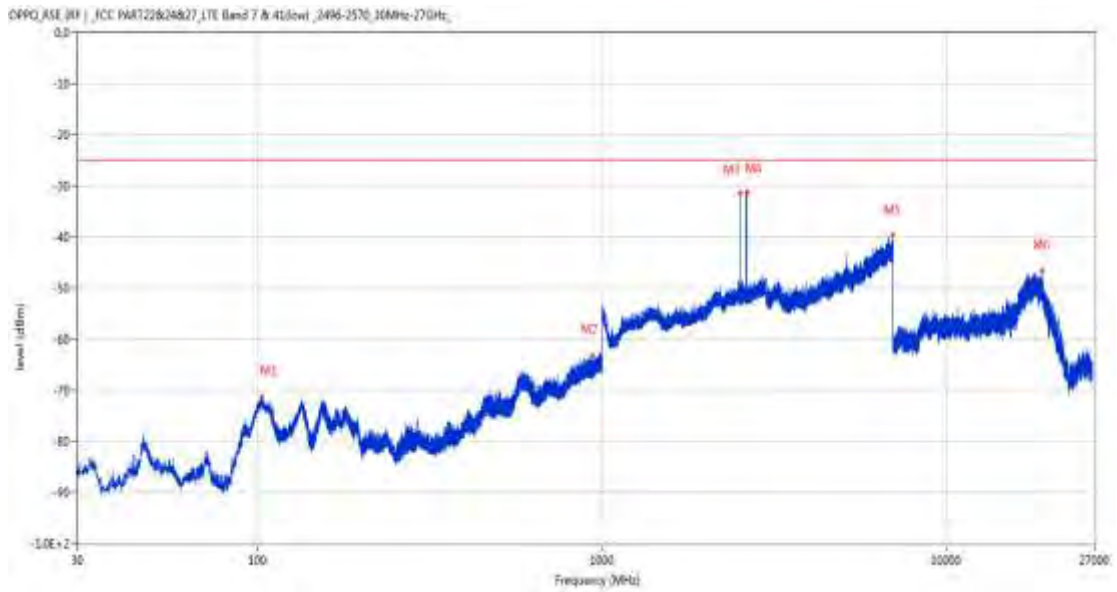
RSE-V&H PCC 21251 BW20 16-QAM RB1 HIGH SCC 21395 BW10 16-QAM RB1 LOW



Frequency (MHz)	Result (dBm)	Factor (dB)	PK Limit (dBm)	Over Limit (dB)	Table (o)	ANT	EUT	Verdict
100.858	-70.89	-20.81	-25.0	-45.89	237.00	Vertical	Horizontal	Pass
897.762	-63.67	3.67	-25.0	-38.67	305.00	Vertical	Horizontal	Pass
1437.500	-53.36	-2.04	-25.0	-28.36	90.00	Vertical	Horizontal	Pass
2668.000	-34.62	2.90	-25.0	-9.62	96.00	Vertical	Horizontal	N/A
6913.600	-39.97	12.29	-25.0	-14.97	257.00	Vertical	Horizontal	Pass
18110.925	-46.33	10.48	-25.0	-21.33	343.00	Vertical	Horizontal	Pass

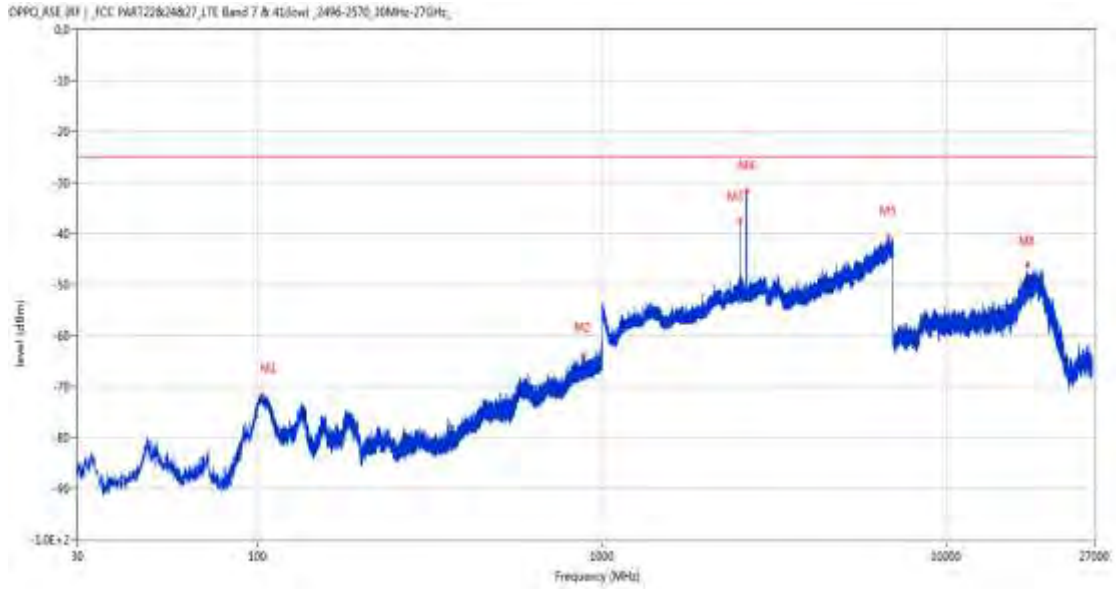
### 18.7 CA\_7C 20MHz+20MHz, QPSK, Low Channel

RSE-H&H PCC 20850 BW20 QPSK RB1 HIGH SCC 21048 BW20 QPSK RB2 LOW



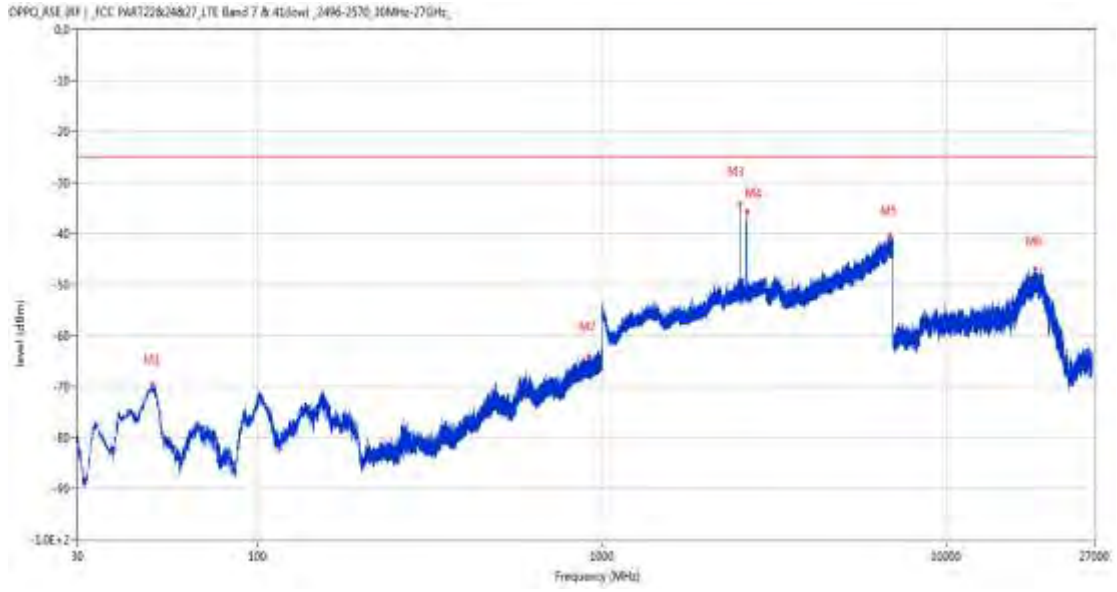
Frequency (MHz)	Result (dBm)	Factor (dB)	PK Limit (dBm)	Over Limit (dB)	Table (o)	ANT	EUT	Verdict
103.041	-71.51	-20.93	-25.0	-46.51	169.00	Horizontal	Horizontal	Pass
940.588	-63.19	3.74	-25.0	-38.19	207.00	Horizontal	Horizontal	Pass
2519.000	-31.46	3.42	-25.0	-6.46	260.00	Horizontal	Horizontal	N/A
2635.000	-31.32	2.29	-25.0	-6.32	241.00	Horizontal	Horizontal	N/A
6999.600	-39.64	13.92	-25.0	-14.64	118.00	Horizontal	Horizontal	Pass
18937.551	-46.46	8.84	-25.0	-21.46	306.00	Horizontal	Horizontal	Pass

RSE-H&V PCC 20850 BW20 QPSK RB1 HIGH SCC 21048 BW20 QPSK RB2 LOW



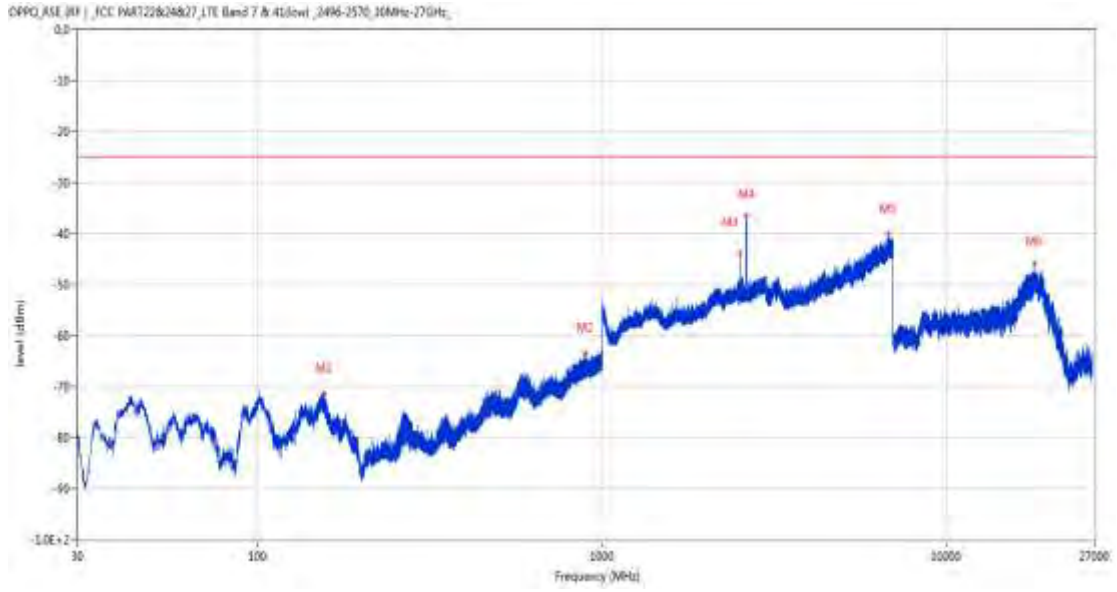
Frequency (MHz)	Result (dBm)	Factor (dB)	PK Limit (dBm)	Over Limit (dB)	Table (o)	ANT	EUT	Verdict
103.235	-71.69	-20.95	-25.0	-46.69	168.00	Horizontal	Vertical	Pass
885.686	-63.94	3.61	-25.0	-38.94	350.00	Horizontal	Vertical	Pass
2519.000	-37.62	3.42	-25.0	-12.62	154.00	Horizontal	Vertical	N/A
2636.200	-31.62	2.31	-25.0	-6.62	232.00	Horizontal	Vertical	N/A
6804.400	-40.69	13.11	-25.0	-15.69	21.00	Horizontal	Vertical	Pass
17264.474	-46.11	11.39	-25.0	-21.11	40.00	Horizontal	Vertical	Pass

RSE-V&V PCC 20850 BW20 QPSK RB1 HIGH SCC 21048 BW20 QPSK RB2 LOW



Frequency (MHz)	Result (dBm)	Factor (dB)	PK Limit (dBm)	Over Limit (dB)	Table (o)	ANT	EUT	Verdict
49.497	-69.69	-15.20	-25.0	-44.69	193.00	Vertical	Vertical	Pass
918.229	-64.13	3.95	-25.0	-39.13	13.00	Vertical	Vertical	Pass
2519.000	-34.23	3.42	-25.0	-9.23	334.00	Vertical	Vertical	N/A
2634.800	-35.78	2.29	-25.0	-10.78	44.00	Vertical	Vertical	N/A
6829.200	-40.35	12.75	-25.0	-15.35	95.00	Vertical	Vertical	Pass
18109.651	-46.95	10.48	-25.0	-21.95	304.00	Vertical	Vertical	Pass

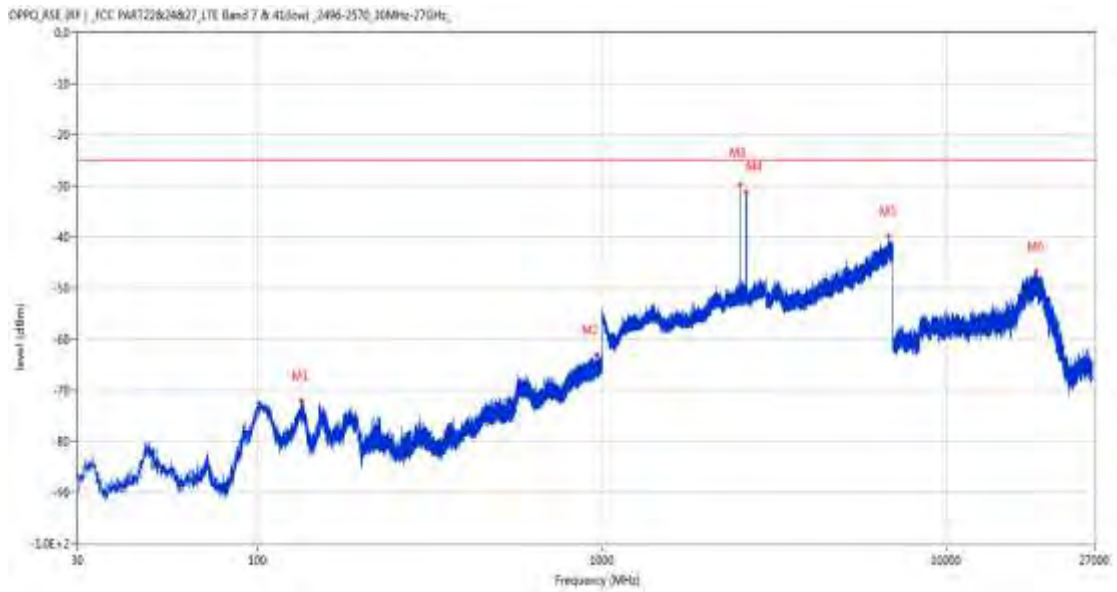
RSE-V&H PCC 20850 BW20 QPSK RB1 HIGH SCC 21048 BW20 QPSK RB2 LOW



Frequency (MHz)	Result (dBm)	Factor (dB)	PK Limit (dBm)	Over Limit (dB)	Table (o)	ANT	EUT	Verdict
156.246	-71.46	-15.28	-25.0	-46.46	332.00	Vertical	Horizontal	Pass
897.229	-63.52	3.68	-25.0	-38.52	340.00	Vertical	Horizontal	Pass
2518.800	-43.88	3.42	-25.0	-18.88	57.00	Vertical	Horizontal	N/A
2627.600	-36.54	2.57	-25.0	-11.54	66.00	Vertical	Horizontal	N/A
6800.000	-40.01	13.17	-25.0	-15.01	218.00	Vertical	Horizontal	Pass
18078.626	-45.93	10.54	-25.0	-20.93	149.00	Vertical	Horizontal	Pass

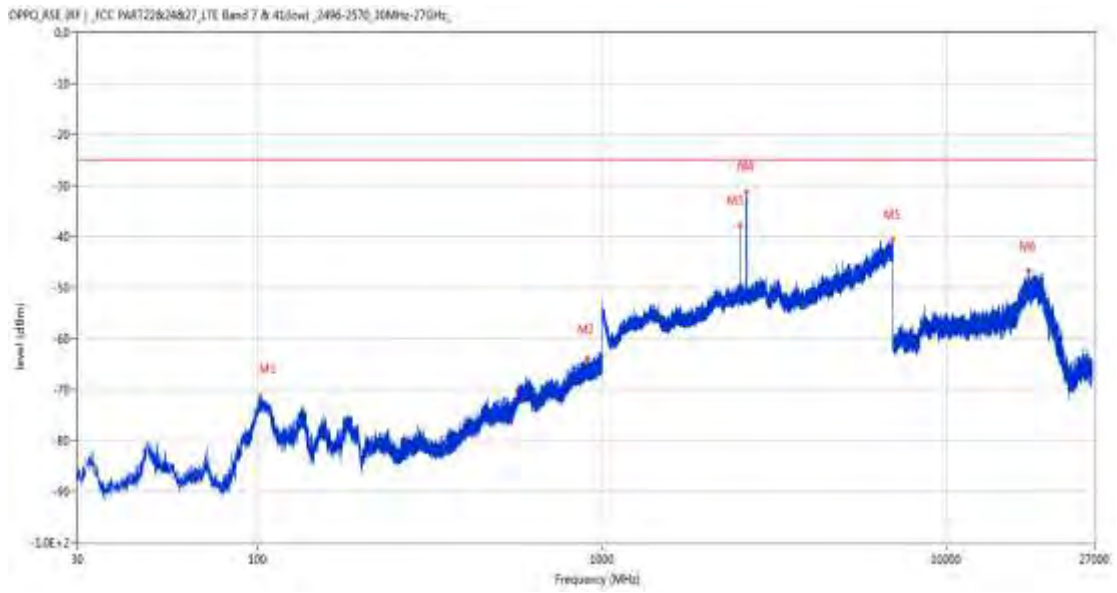
### 18.8 CA\_7C 20MHz+20MHz, 16-QAM, Low Channel

RSE-H&H PCC 20850 BW20 16QAM RB1 HIGH SCC 21048 BW20 16QAM RB2 LOW



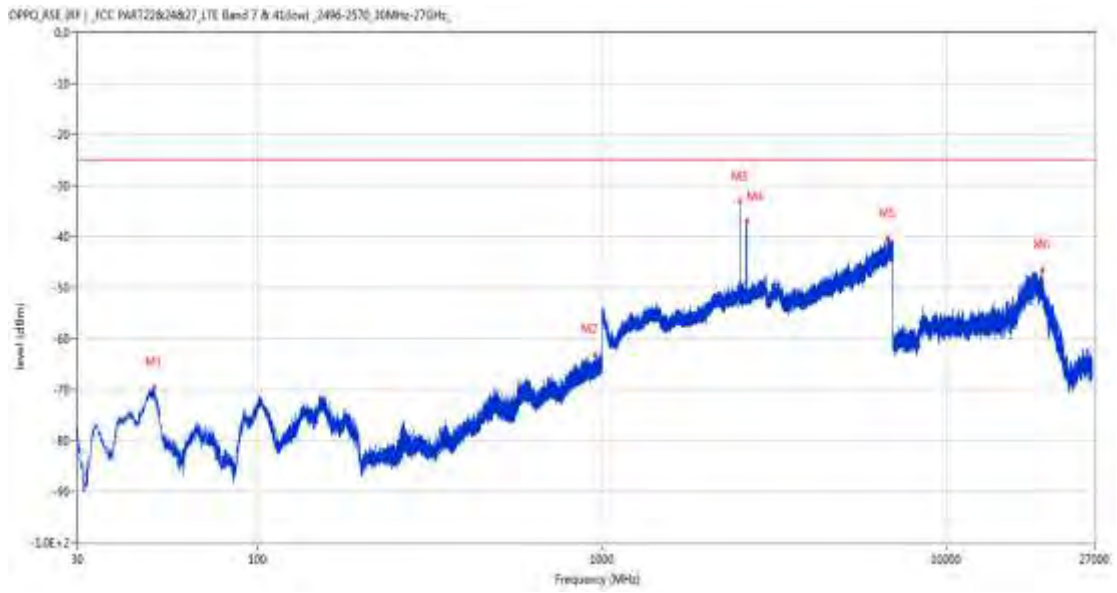
Frequency (MHz)	Result (dBm)	Factor (dB)	PK Limit (dBm)	Over Limit (dB)	Table (o)	ANT	EUT	Verdict
133.742	-72.14	-16.60	-25.0	-47.14	161.00	Horizontal	Horizontal	Pass
959.551	-63.10	4.47	-25.0	-38.10	0.00	Horizontal	Horizontal	Pass
2519.100	-29.82	3.42	-25.0	-4.82	283.00	Horizontal	Horizontal	N/A
2628.800	-31.24	2.49	-25.0	-6.24	229.00	Horizontal	Horizontal	N/A
6797.600	-39.78	13.09	-25.0	-14.78	353.00	Horizontal	Horizontal	Pass
18198.475	-46.73	10.31	-25.0	-21.73	0.00	Horizontal	Horizontal	Pass

RSE-H&V PCC 20850 BW20 16QAM RB1 HIGH SCC 21048 BW20 16QAM RB2 LOW



Frequency (MHz)	Result (dBm)	Factor (dB)	PK Limit (dBm)	Over Limit (dB)	Table (o)	ANT	EUT	Verdict
102.022	-71.50	-20.85	-25.0	-46.50	182.00	Horizontal	Vertical	Pass
907.511	-63.94	3.79	-25.0	-38.94	269.00	Horizontal	Vertical	Pass
2519.000	-37.83	3.42	-25.0	-12.83	189.00	Horizontal	Vertical	N/A
2621.900	-31.27	2.49	-25.0	-6.27	226.00	Horizontal	Vertical	N/A
6996.400	-40.63	13.86	-25.0	-15.63	84.00	Horizontal	Vertical	Pass
17292.562	-46.80	10.68	-25.0	-21.80	42.00	Horizontal	Vertical	Pass

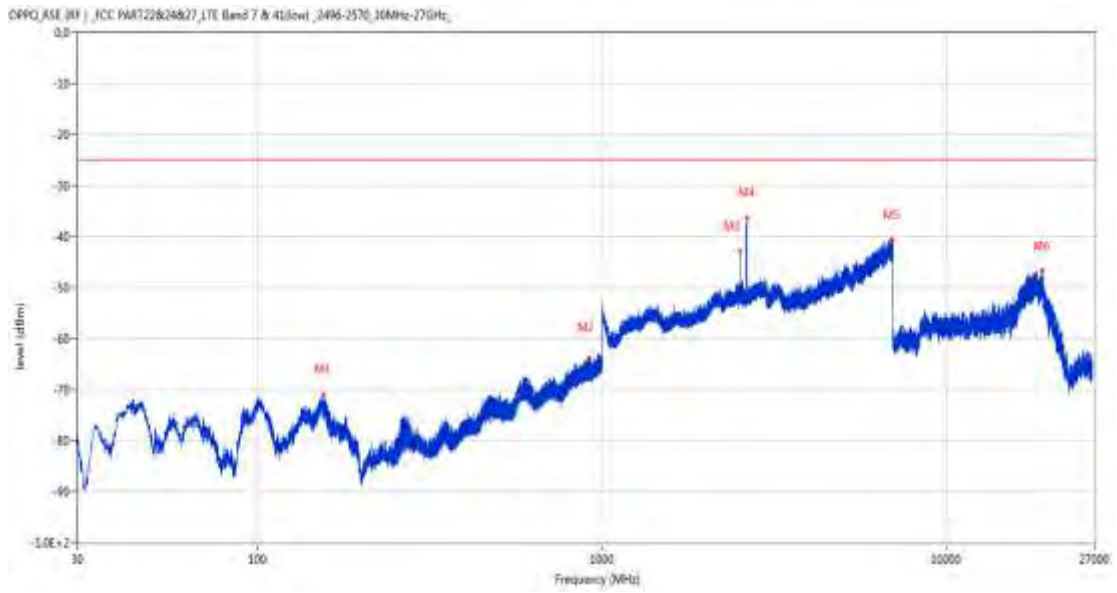
RSE-V&V PCC 20850 BW20 16QAM RB1 HIGH SCC 21048 BW20 16QAM RB2 LOW



Frequency (MHz)	Result (dBm)	Factor (dB)	PK Limit (dBm)	Over Limit (dB)	Table (o)	ANT	EUT	Verdict
50.079	-69.54	-14.96	-25.0	-44.54	130.00	Vertical	Vertical	Pass
957.999	-63.27	4.38	-25.0	-38.27	353.00	Vertical	Vertical	Pass
2519.100	-33.16	3.42	-25.0	-8.16	241.00	Vertical	Vertical	N/A
2638.100	-36.87	2.34	-25.0	-11.87	62.00	Vertical	Vertical	N/A
6766.000	-40.43	12.39	-25.0	-15.43	117.00	Vertical	Vertical	Pass
19040.401	-46.49	8.64	-25.0	-21.49	144.00	Vertical	Vertical	Pass



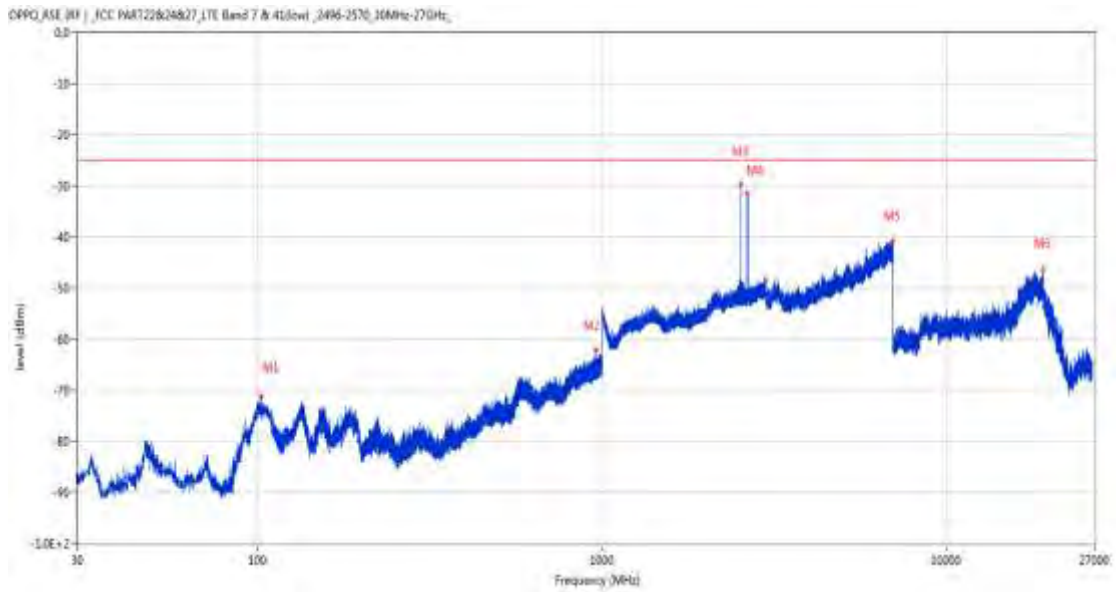
RSE-V&H PCC 20850 BW20 16QAM RB1 HIGH SCC 21048 BW20 16QAM RB2 LOW



Frequency (MHz)	Result (dBm)	Factor (dB)	PK Limit (dBm)	Over Limit (dB)	Table (o)	ANT	EUT	Verdict
155.470	-70.98	-15.26	-25.0	-45.98	326.00	Vertical	Horizontal	Pass
919.781	-63.94	3.74	-25.0	-38.94	117.00	Vertical	Horizontal	Pass
2519.300	-42.93	3.42	-25.0	-17.93	55.00	Vertical	Horizontal	N/A
2632.700	-36.40	2.28	-25.0	-11.40	95.00	Vertical	Horizontal	N/A
6964.800	-40.60	13.19	-25.0	-15.60	206.00	Vertical	Horizontal	Pass
19032.324	-46.73	8.66	-25.0	-21.73	143.00	Vertical	Horizontal	Pass

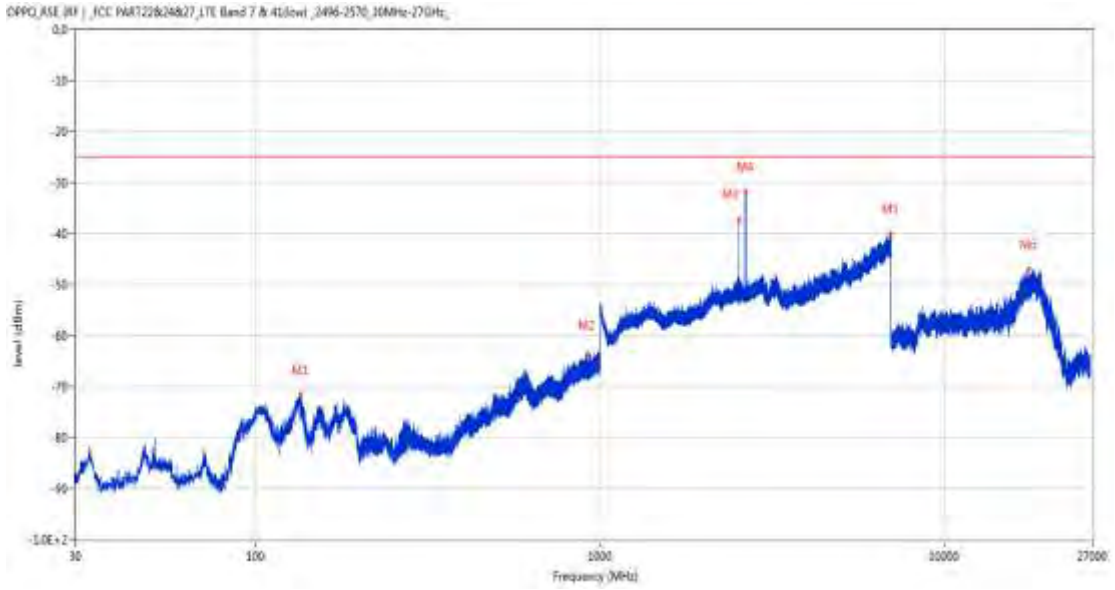
### 18.9 CA\_7C 20MHz+20MHz, QPSK, Middle Channel

RSE-H&H PCC 21001 BW20 QPSK RB1 HIGH SCC 21199 BW20 QPSK RB2 LOW



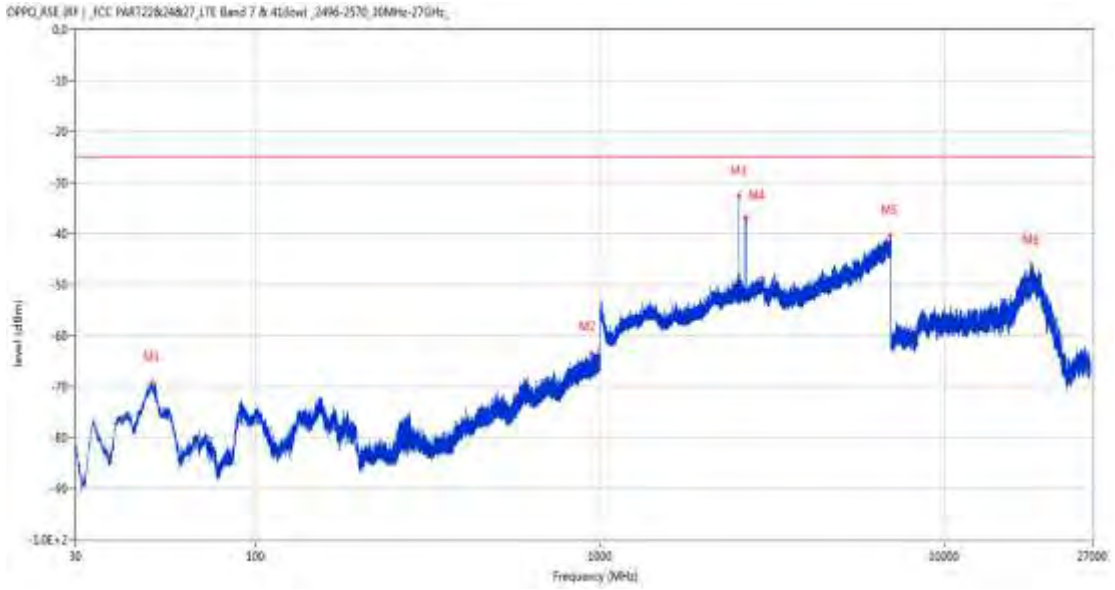
Frequency (MHz)	Result (dBm)	Factor (dB)	PK Limit (dBm)	Over Limit (dB)	Table (o)	ANT	EUT	Verdict
102.313	-71.31	-20.87	-25.0	-46.31	177.00	Horizontal	Horizontal	Pass
963.237	-62.15	4.58	-25.0	-37.15	24.00	Horizontal	Horizontal	Pass
2534.100	-29.88	3.57	-25.0	-4.88	251.00	Horizontal	Horizontal	N/A
2640.300	-31.50	2.40	-25.0	-6.50	234.00	Horizontal	Horizontal	N/A
6992.400	-40.89	13.92	-25.0	-15.89	302.00	Horizontal	Horizontal	Pass
19048.475	-46.40	8.63	-25.0	-21.40	71.00	Horizontal	Horizontal	Pass

RSE-H&V PCC 21001 BW20 QPSK RB1 HIGH SCC 21199 BW20 QPSK RB2 LOW



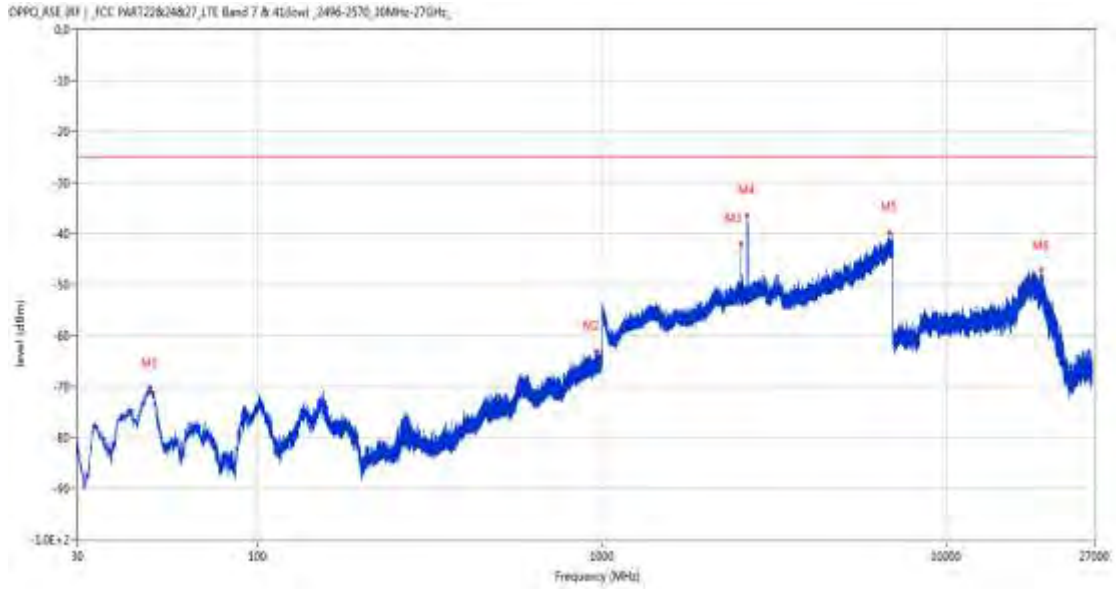
Frequency (MHz)	Result (dBm)	Factor (dB)	PK Limit (dBm)	Over Limit (dB)	Table (o)	ANT	EUT	Verdict
134.906	-71.56	-16.35	-25.0	-46.56	172.00	Horizontal	Vertical	Pass
921.284	-63.64	3.72	-25.0	-38.64	94.00	Horizontal	Vertical	Pass
2534.200	-37.30	3.58	-25.0	-12.30	158.00	Horizontal	Vertical	N/A
2648.900	-31.84	2.61	-25.0	-6.84	241.00	Horizontal	Vertical	N/A
6999.400	-39.91	13.92	-25.0	-14.91	36.00	Horizontal	Vertical	Pass
17623.312	-46.85	10.68	-25.0	-21.85	361.00	Horizontal	Vertical	Pass

RSE-V&V PCC 21001 BW20 QPSK RB1 HIGH SCC 21199 BW20 QPSK RB2 LOW



Frequency (MHz)	Result (dBm)	Factor (dB)	PK Limit (dBm)	Over Limit (dB)	Table (o)	ANT	EUT	Verdict
50.127	-69.12	-14.95	-25.0	-44.12	179.00	Vertical	Vertical	Pass
943.206	-63.48	3.84	-25.0	-38.48	71.00	Vertical	Vertical	Pass
2534.200	-32.72	3.58	-25.0	-7.72	221.00	Vertical	Vertical	N/A
2649.200	-36.89	2.58	-25.0	-11.89	59.00	Vertical	Vertical	N/A
6952.400	-40.37	13.09	-25.0	-15.37	233.00	Vertical	Vertical	Pass
17959.574	-46.16	10.07	-25.0	-21.16	280.00	Vertical	Vertical	Pass

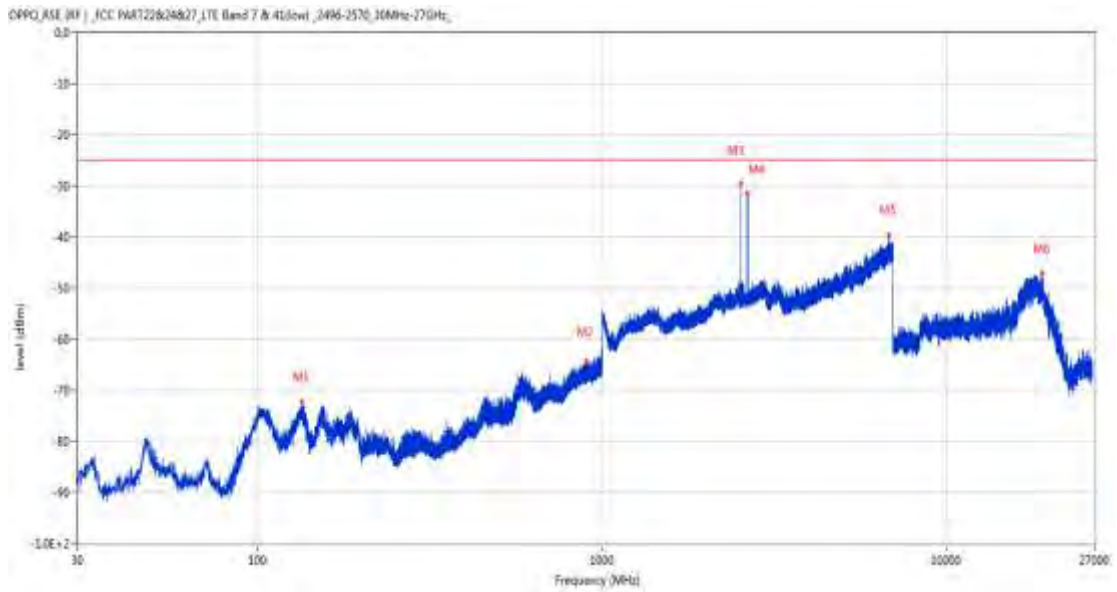
RSE-V&H PCC 21001 BW20 QPSK RB1 HIGH SCC 21199 BW20 QPSK RB2 LOW



Frequency (MHz)	Result (dBm)	Factor (dB)	PK Limit (dBm)	Over Limit (dB)	Table (o)	ANT	EUT	Verdict
48.721	-70.23	-15.54	-25.0	-45.23	208.00	Vertical	Horizontal	Pass
961.346	-63.14	4.59	-25.0	-38.14	163.00	Vertical	Horizontal	Pass
2534.100	-41.85	3.57	-25.0	-16.85	330.00	Vertical	Horizontal	N/A
2645.500	-36.58	2.64	-25.0	-11.58	60.00	Vertical	Horizontal	N/A
6830.400	-39.83	12.74	-25.0	-14.83	265.00	Vertical	Horizontal	Pass
18921.824	-47.08	8.88	-25.0	-22.08	339.00	Vertical	Horizontal	Pass

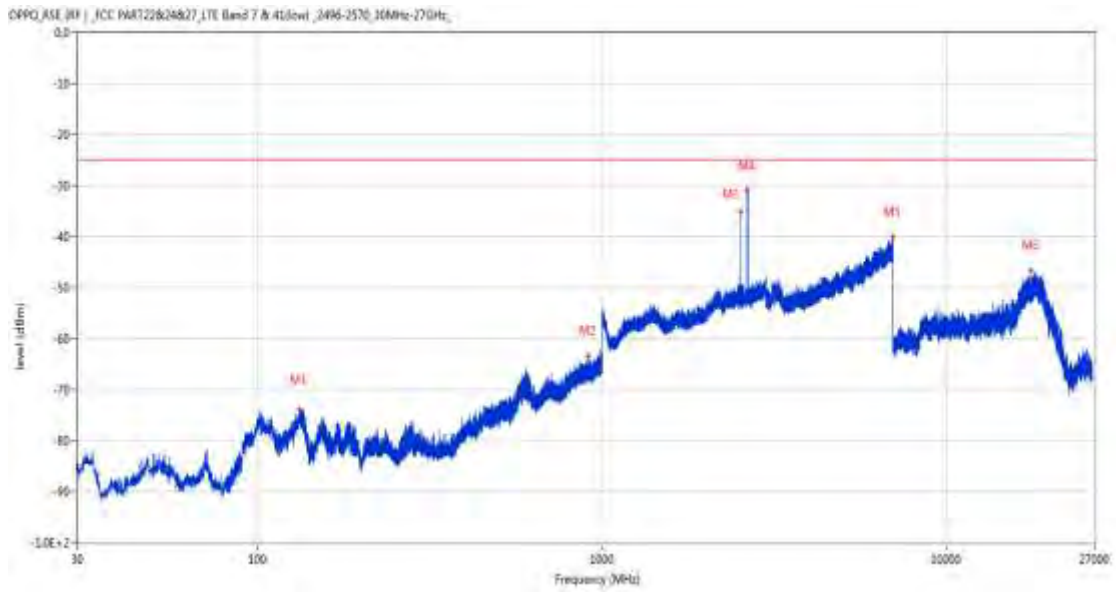
### 18.10 CA\_7C 20MHz+20MHz, 16-QAM, Middle Channel

RSE-H&H PCC 21001 BW20 16QAM RB1 HIGH SCC 21199 BW20 16QAM RB1 LOW



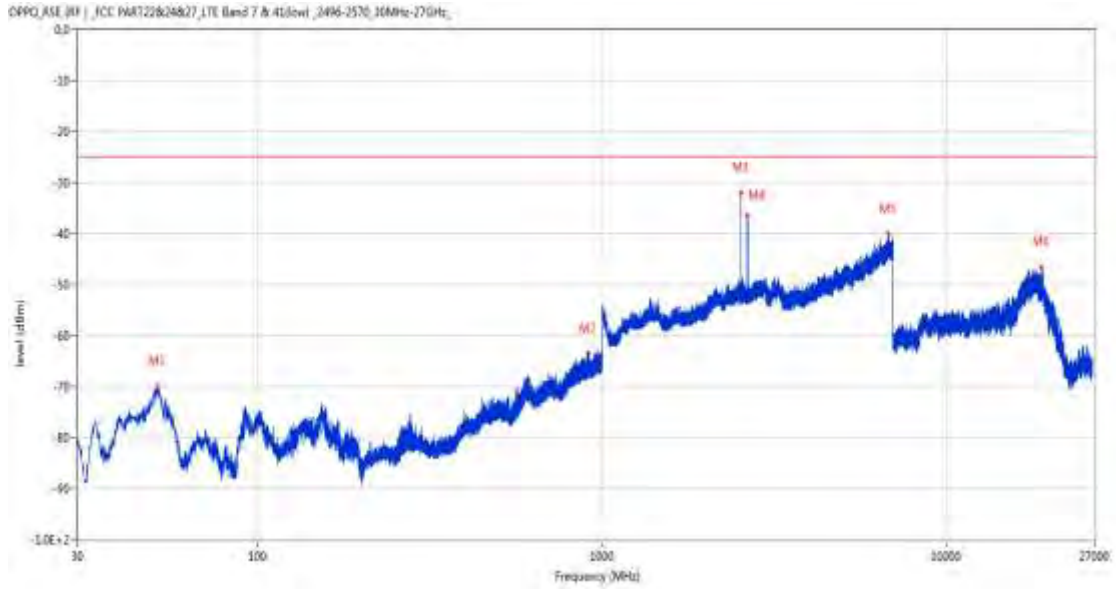
Frequency (MHz)	Result (dBm)	Factor (dB)	PK Limit (dBm)	Over Limit (dB)	Table (o)	ANT	EUT	Verdict
134.663	-72.26	-16.40	-25.0	-47.26	182.00	Horizontal	Horizontal	Pass
900.526	-64.26	3.71	-25.0	-39.26	118.00	Horizontal	Horizontal	Pass
2534.200	-29.60	3.58	-25.0	-4.60	258.00	Horizontal	Horizontal	N/A
2638.300	-31.50	2.34	-25.0	-6.50	233.00	Horizontal	Horizontal	N/A
6794.400	-39.61	12.98	-25.0	-14.61	341.00	Horizontal	Horizontal	Pass
19024.251	-47.15	8.67	-25.0	-22.15	-2.00	Horizontal	Horizontal	Pass

RSE-H&V PCC 21001 BW20 16QAM RB1 HIGH SCC 21199 BW20 16QAM RB1 LOW



Frequency (MHz)	Result (dBm)	Factor (dB)	PK Limit (dBm)	Over Limit (dB)	Table (o)	ANT	EUT	Verdict
132.480	-73.82	-16.89	-25.0	-48.82	335.00	Horizontal	Vertical	Pass
913.379	-63.45	3.80	-25.0	-38.45	158.00	Horizontal	Vertical	Pass
2534.100	-35.13	3.57	-25.0	-10.13	169.00	Horizontal	Vertical	N/A
2647.100	-30.86	2.69	-25.0	-5.86	232.00	Horizontal	Vertical	N/A
6994.200	-39.91	13.88	-25.0	-14.91	153.00	Horizontal	Vertical	Pass
17605.462	-46.83	10.62	-25.0	-21.83	69.00	Horizontal	Vertical	Pass

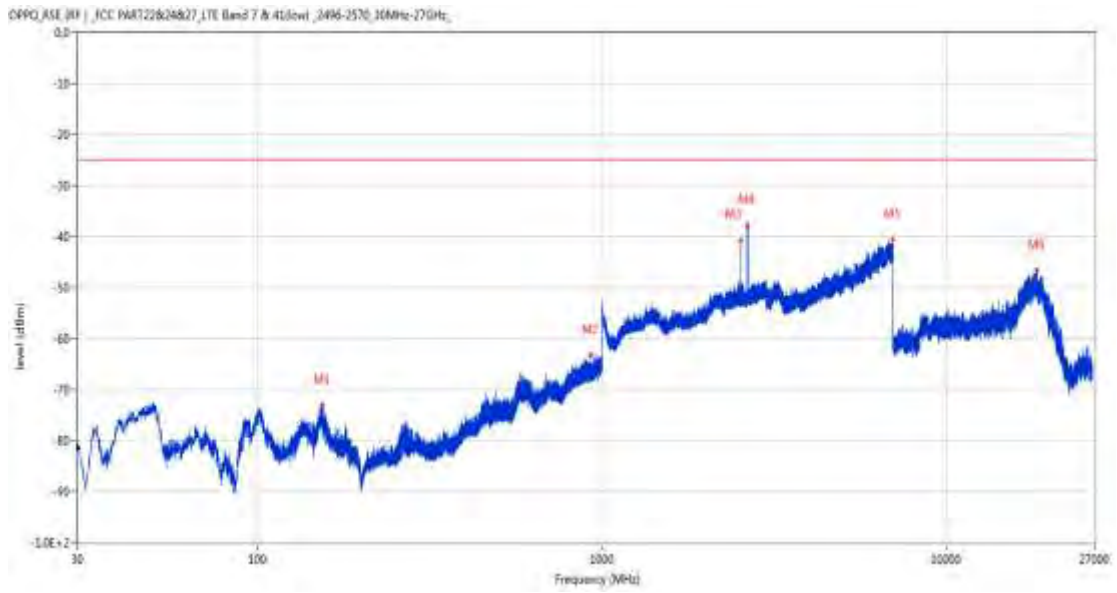
RSE-V&V PCC 21001 BW20 16QAM RB1 HIGH SCC 21199 BW20 16QAM RB1 LOW



Frequency (MHz)	Result (dBm)	Factor (dB)	PK Limit (dBm)	Over Limit (dB)	Table (o)	ANT	EUT	Verdict
51.389	-70.05	-14.78	-25.0	-45.05	103.00	Vertical	Vertical	Pass
913.622	-63.49	3.80	-25.0	-38.49	95.00	Vertical	Vertical	Pass
2534.200	-32.13	3.58	-25.0	-7.13	254.00	Vertical	Vertical	N/A
2645.900	-36.63	2.67	-25.0	-11.63	43.00	Vertical	Vertical	N/A
6810.600	-40.06	13.17	-25.0	-15.06	240.00	Vertical	Vertical	Pass
18932.875	-46.49	8.85	-25.0	-21.49	76.00	Vertical	Vertical	Pass



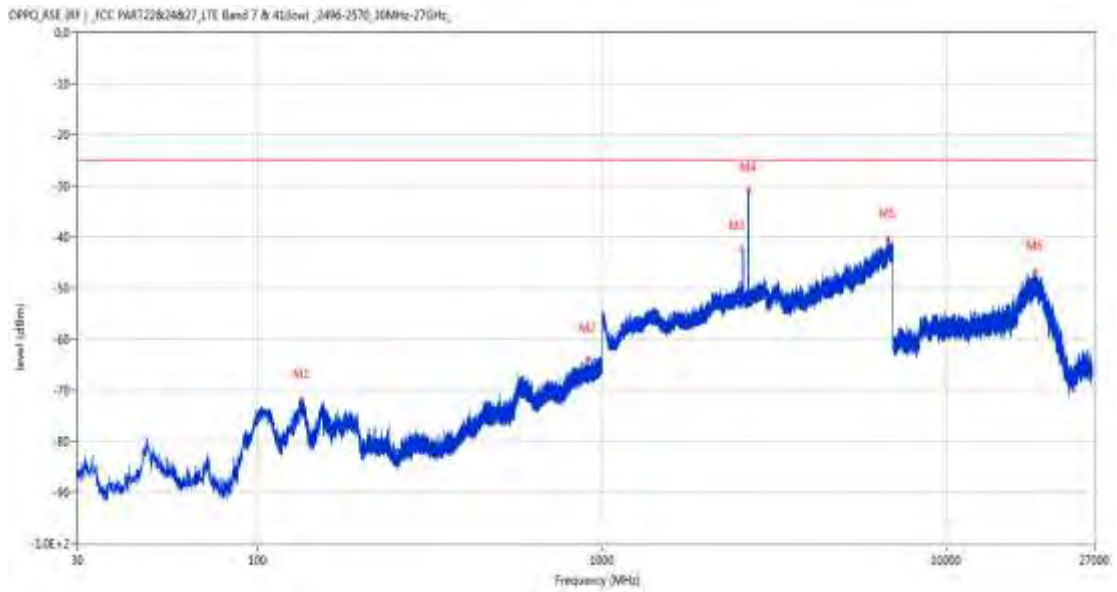
RSE-V&H PCC 21001 BW20 16QAM RB1 HIGH SCC 21199 BW20 16QAM RB1 LOW



Frequency (MHz)	Result (dBm)	Factor (dB)	PK Limit (dBm)	Over Limit (dB)	Table (o)	ANT	EUT	Verdict
154.063	-73.01	-15.30	-25.0	-48.01	314.00	Vertical	Horizontal	Pass
928.220	-63.27	3.71	-25.0	-38.27	10.00	Vertical	Horizontal	Pass
2534.200	-40.91	3.58	-25.0	-15.91	247.00	Vertical	Horizontal	N/A
2646.500	-37.67	2.68	-25.0	-12.67	44.00	Vertical	Horizontal	N/A
6992.400	-40.65	13.92	-25.0	-15.65	339.00	Vertical	Horizontal	Pass
18378.250	-46.49	9.95	-25.0	-21.49	-2.00	Vertical	Horizontal	Pass

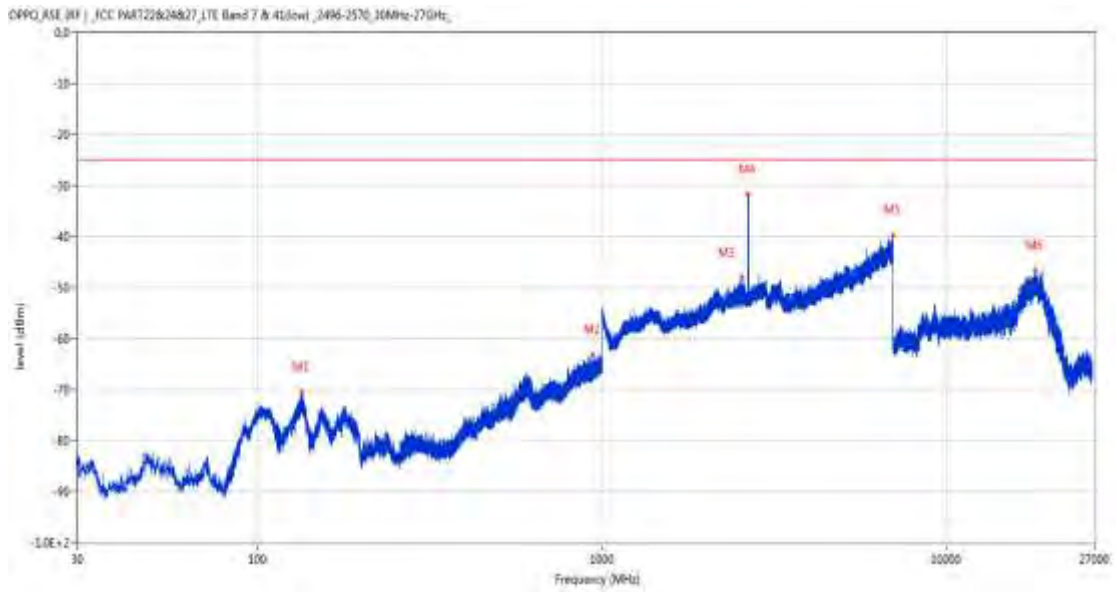
### 18.11 CA\_7C 20MHz+20MHz, QPSK, High Channel

RSE-H&H PCC 21152 BW20 QPSK RB1 HIGH SCC 21350 BW20 QPSK RB2 LOW



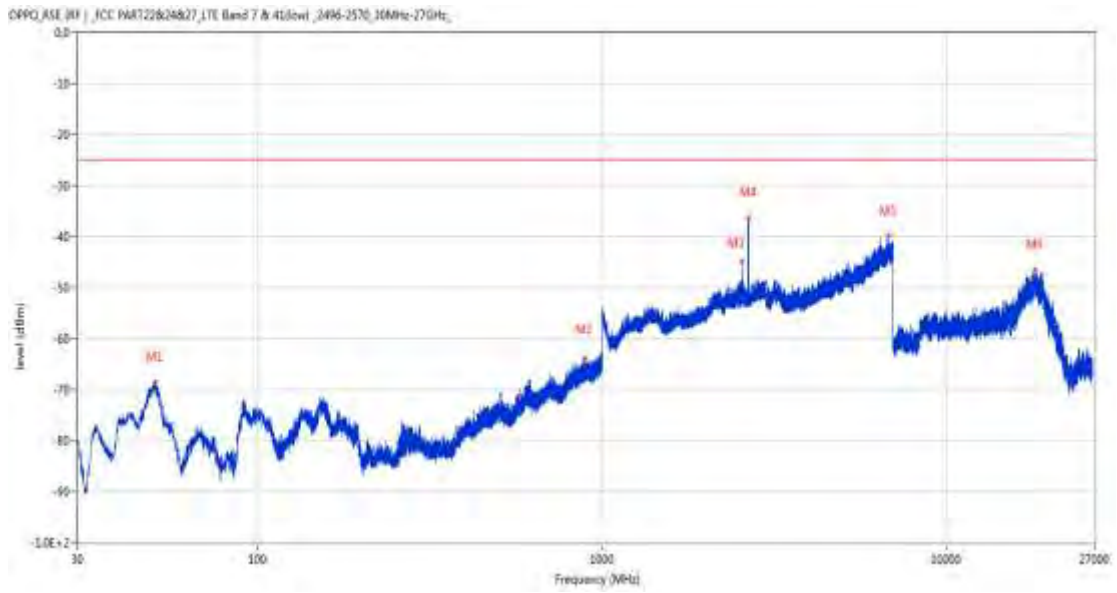
Frequency (MHz)	Result (dBm)	Factor (dB)	PK Limit (dBm)	Over Limit (dB)	Table (o)	ANT	EUT	Verdict
134.081	-71.87	-16.52	-25.0	-46.87	178.00	Horizontal	Horizontal	Pass
912.554	-63.95	3.80	-25.0	-38.95	346.00	Horizontal	Horizontal	Pass
2549.200	-42.52	3.73	-25.0	-17.52	276.00	Horizontal	Horizontal	N/A
2667.400	-30.72	2.90	-25.0	-5.72	301.00	Horizontal	Horizontal	N/A
6770.800	-40.32	12.62	-25.0	-15.32	309.00	Horizontal	Horizontal	Pass
18082.025	-46.73	10.54	-25.0	-21.73	281.00	Horizontal	Horizontal	Pass

RSE-H&V PCC 21152 BW20 QPSK RB1 HIGH SCC 21350 BW20 QPSK RB2 LOW



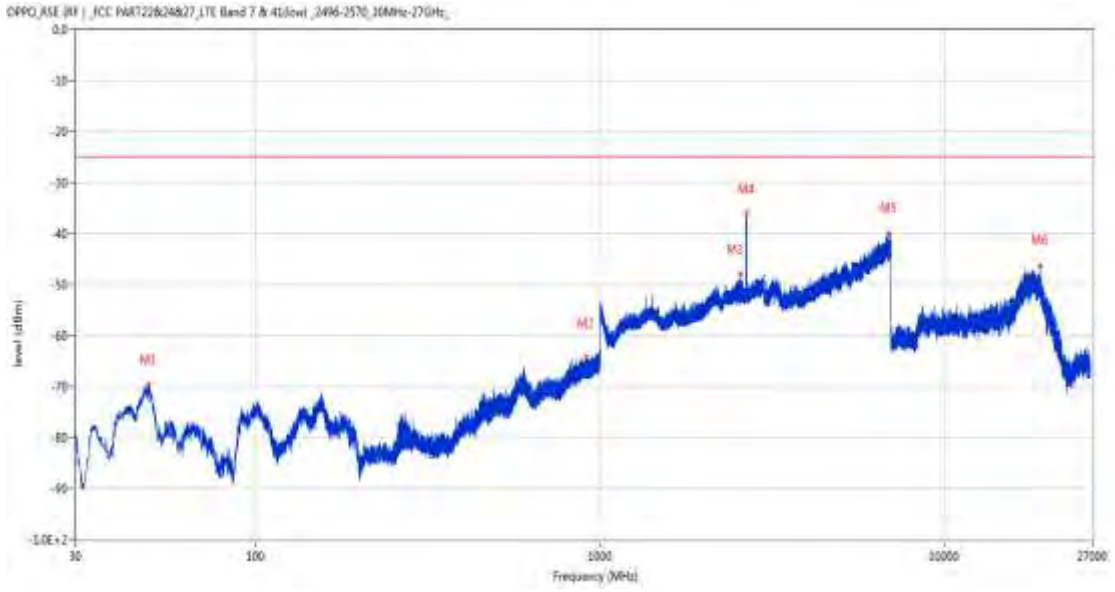
Frequency (MHz)	Result (dBm)	Factor (dB)	PK Limit (dBm)	Over Limit (dB)	Table (o)	ANT	EUT	Verdict
134.566	-70.55	-16.42	-25.0	-45.55	136.00	Horizontal	Vertical	Pass
937.338	-63.23	3.78	-25.0	-38.23	242.00	Horizontal	Vertical	Pass
2549.100	-48.04	3.73	-25.0	-23.04	157.00	Horizontal	Vertical	N/A
2654.600	-31.73	2.53	-25.0	-6.73	316.00	Horizontal	Vertical	N/A
7000.000	-39.88	13.90	-25.0	-14.88	324.00	Horizontal	Vertical	Pass
18104.975	-46.50	10.49	-25.0	-21.50	334.00	Horizontal	Vertical	Pass

RSE-V&V PCC 21152 BW20 QPSK RB1 HIGH SCC 21350 BW20 QPSK RB2 LOW



Frequency (MHz)	Result (dBm)	Factor (dB)	PK Limit (dBm)	Over Limit (dB)	Table (o)	ANT	EUT	Verdict
50.516	-68.48	-14.89	-25.0	-43.48	134.00	Vertical	Vertical	Pass
891.214	-63.80	3.49	-25.0	-38.80	338.00	Vertical	Vertical	Pass
2549.400	-44.96	3.73	-25.0	-19.96	253.00	Vertical	Vertical	N/A
2668.000	-36.36	2.90	-25.0	-11.36	46.00	Vertical	Vertical	N/A
6814.800	-39.87	13.12	-25.0	-14.87	263.00	Vertical	Vertical	Pass
18082.875	-46.52	10.54	-25.0	-21.52	143.00	Vertical	Vertical	Pass

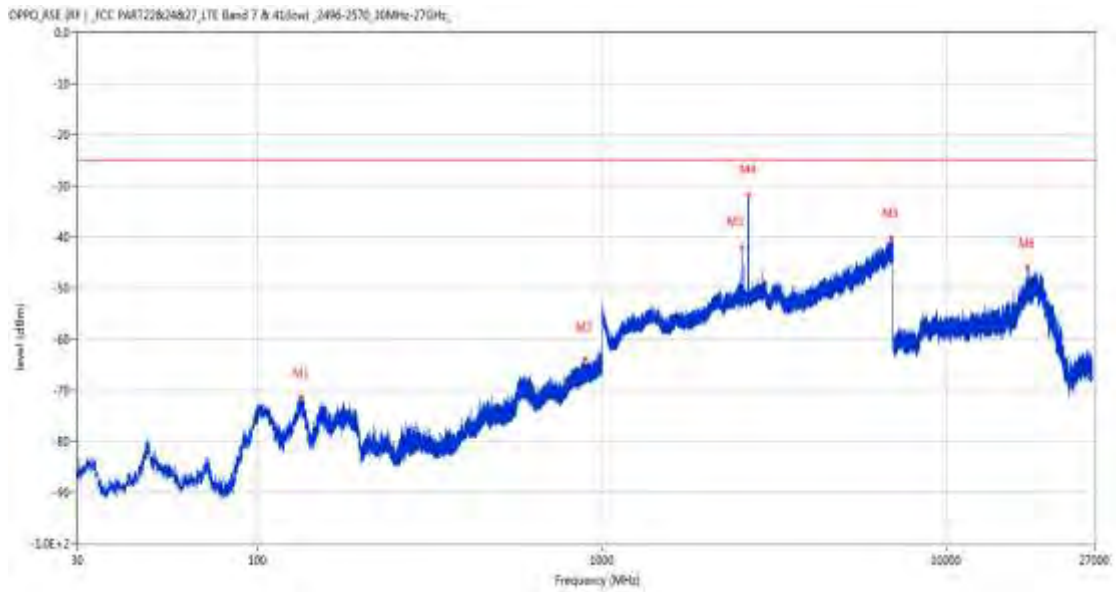
RSE-V&H PCC 21152 BW20 QPSK RB1 HIGH SCC 21350 BW20 QPSK RB2 LOW



Frequency (MHz)	Result (dBm)	Factor (dB)	PK Limit (dBm)	Over Limit (dB)	Table (o)	ANT	EUT	Verdict
49.109	-69.61	-15.37	-25.0	-44.61	152.00	Vertical	Horizontal	Pass
913.428	-64.33	3.80	-25.0	-39.33	134.00	Vertical	Horizontal	Pass
2559.400	-47.88	3.86	-25.0	-22.88	-2.00	Vertical	Horizontal	N/A
2664.400	-36.11	2.52	-25.0	-11.11	68.00	Vertical	Horizontal	N/A
6899.000	-40.04	12.13	-25.0	-15.04	158.00	Vertical	Horizontal	Pass
18936.699	-46.26	8.85	-25.0	-21.26	225.00	Vertical	Horizontal	Pass

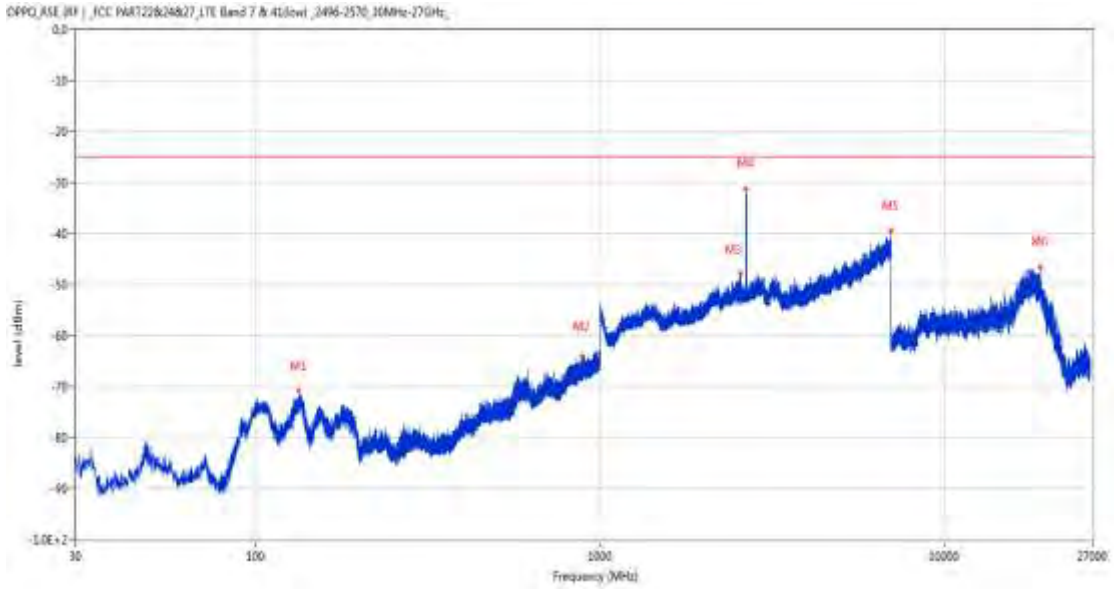
### 18.12 CA\_7C 20MHz+20MHz, 16-QAM, High Channel

RSE-H&H PCC 21152 BW20 16QAM RB1 HIGH SCC 21350 BW20 16QAM RB2 LOW



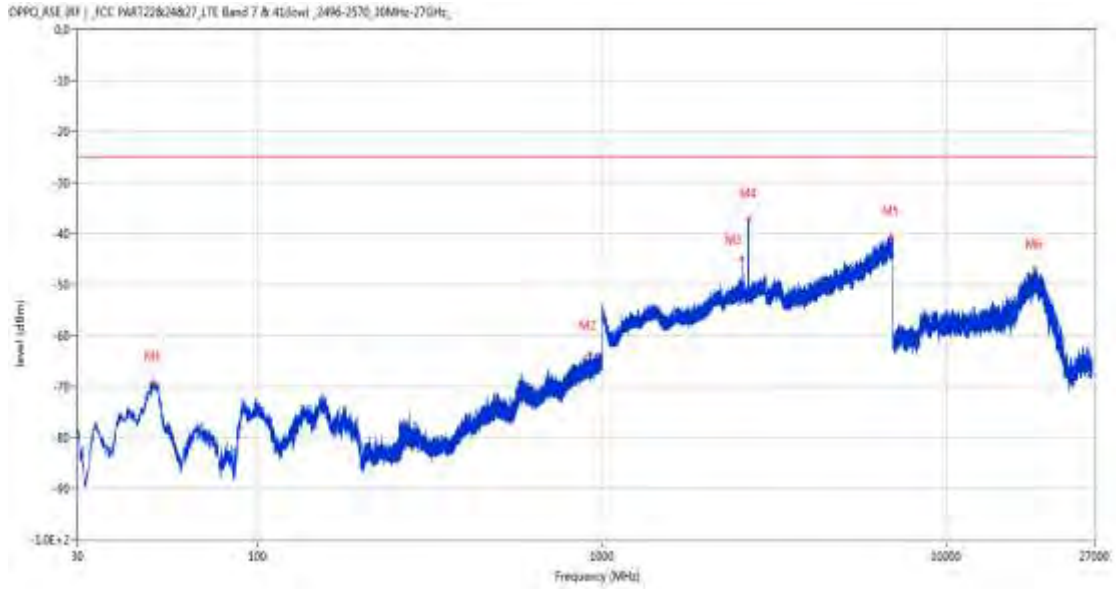
Frequency (MHz)	Result (dBm)	Factor (dB)	PK Limit (dBm)	Over Limit (dB)	Table (o)	ANT	EUT	Verdict
134.469	-71.44	-16.44	-25.0	-46.44	169.00	Horizontal	Horizontal	Pass
893.057	-63.96	3.61	-25.0	-38.96	103.00	Horizontal	Horizontal	Pass
2549.200	-42.08	3.73	-25.0	-17.08	243.00	Horizontal	Horizontal	N/A
2663.600	-31.74	2.52	-25.0	-6.74	293.00	Horizontal	Horizontal	N/A
6903.200	-40.21	12.22	-25.0	-15.21	161.00	Horizontal	Horizontal	Pass
17235.599	-45.95	10.98	-25.0	-20.95	343.00	Horizontal	Horizontal	Pass

RSE-H&V PCC 21152 BW20 16QAM RB1 HIGH SCC 21350 BW20 16QAM RB2 LOW



Frequency (MHz)	Result (dBm)	Factor (dB)	PK Limit (dBm)	Over Limit (dB)	Table (o)	ANT	EUT	Verdict
133.499	-70.82	-16.66	-25.0	-45.82	176.00	Horizontal	Vertical	Pass
884.667	-64.15	3.62	-25.0	-39.15	361.00	Horizontal	Vertical	Pass
2570.000	-47.78	3.99	-25.0	-22.78	123.00	Horizontal	Vertical	N/A
2654.300	-31.33	2.53	-25.0	-6.33	299.00	Horizontal	Vertical	N/A
6995.600	-39.44	13.79	-25.0	-14.44	356.00	Horizontal	Vertical	Pass
18962.625	-46.62	8.80	-25.0	-21.62	110.00	Horizontal	Vertical	Pass

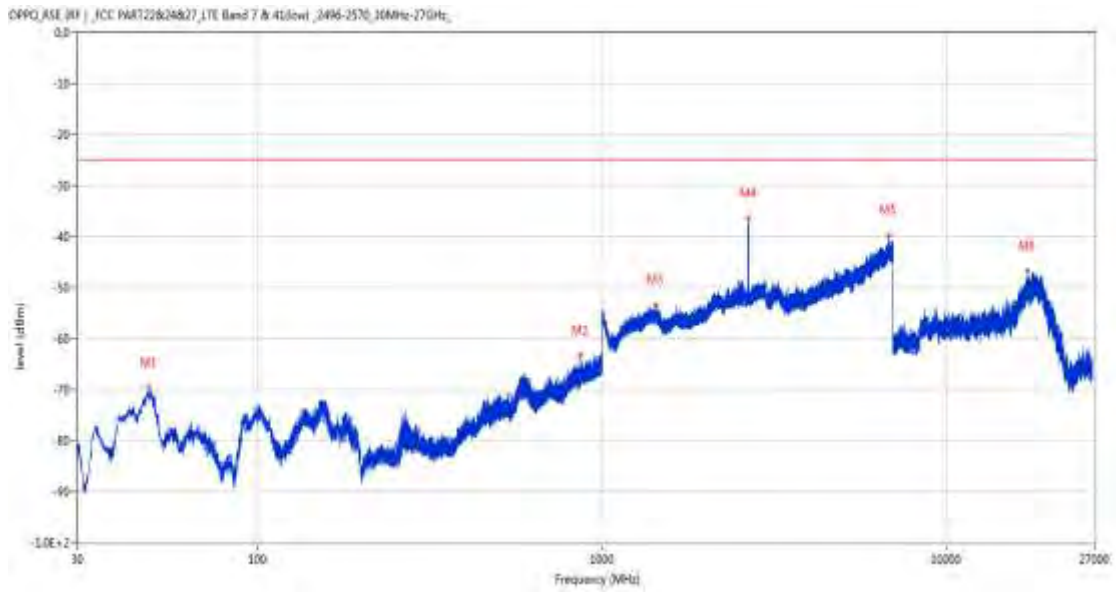
RSE-V&V PCC 21152 BW20 16QAM RB1 HIGH SCC 21350 BW20 16QAM RB2 LOW



Frequency (MHz)	Result (dBm)	Factor (dB)	PK Limit (dBm)	Over Limit (dB)	Table (o)	ANT	EUT	Verdict
49.837	-69.11	-15.04	-25.0	-44.11	100.00	Vertical	Vertical	Pass
921.333	-63.77	3.73	-25.0	-38.77	100.00	Vertical	Vertical	Pass
2549.100	-44.95	3.73	-25.0	-19.95	239.00	Vertical	Vertical	N/A
2663.200	-37.20	2.51	-25.0	-12.20	32.00	Vertical	Vertical	N/A
6930.400	-40.68	12.58	-25.0	-15.68	243.00	Vertical	Vertical	Pass
17979.001	-46.95	10.65	-25.0	-21.95	43.00	Vertical	Vertical	Pass



RSE-V&H PCC 21152 BW20 16QAM RB1 HIGH SCC 21350 BW20 16QAM RB2 LOW



Frequency (MHz)	Result (dBm)	Factor (dB)	PK Limit (dBm)	Over Limit (dB)	Table (o)	ANT	EUT	Verdict
48.430	-69.67	-15.66	-25.0	-44.67	144.00	Vertical	Horizontal	Pass
869.244	-63.34	3.23	-25.0	-38.34	328.00	Vertical	Horizontal	Pass
1434.400	-53.42	-2.04	-25.0	-28.42	-2.00	Vertical	Horizontal	Pass
2667.000	-36.40	2.88	-25.0	-11.40	46.00	Vertical	Horizontal	N/A
6808.800	-39.85	13.06	-25.0	-14.85	82.00	Vertical	Horizontal	Pass
17237.176	-46.82	11.01	-25.0	-21.82	355.00	Vertical	Horizontal	Pass