
SAR TEST PLOTS

DIGITAL EMC CO., LTD

DUT: SXC-1180; Type: CDMA USB

Communication System: FCC CDMA; Frequency: 824.7 MHz; Duty Cycle: 1:1
Medium parameters used: $f = 824.7$ MHz; $\sigma = 0.983$ mho/m; $\epsilon_r = 53.9$; $\rho = 1000$ kg/m³
Phantom section: Flat Section

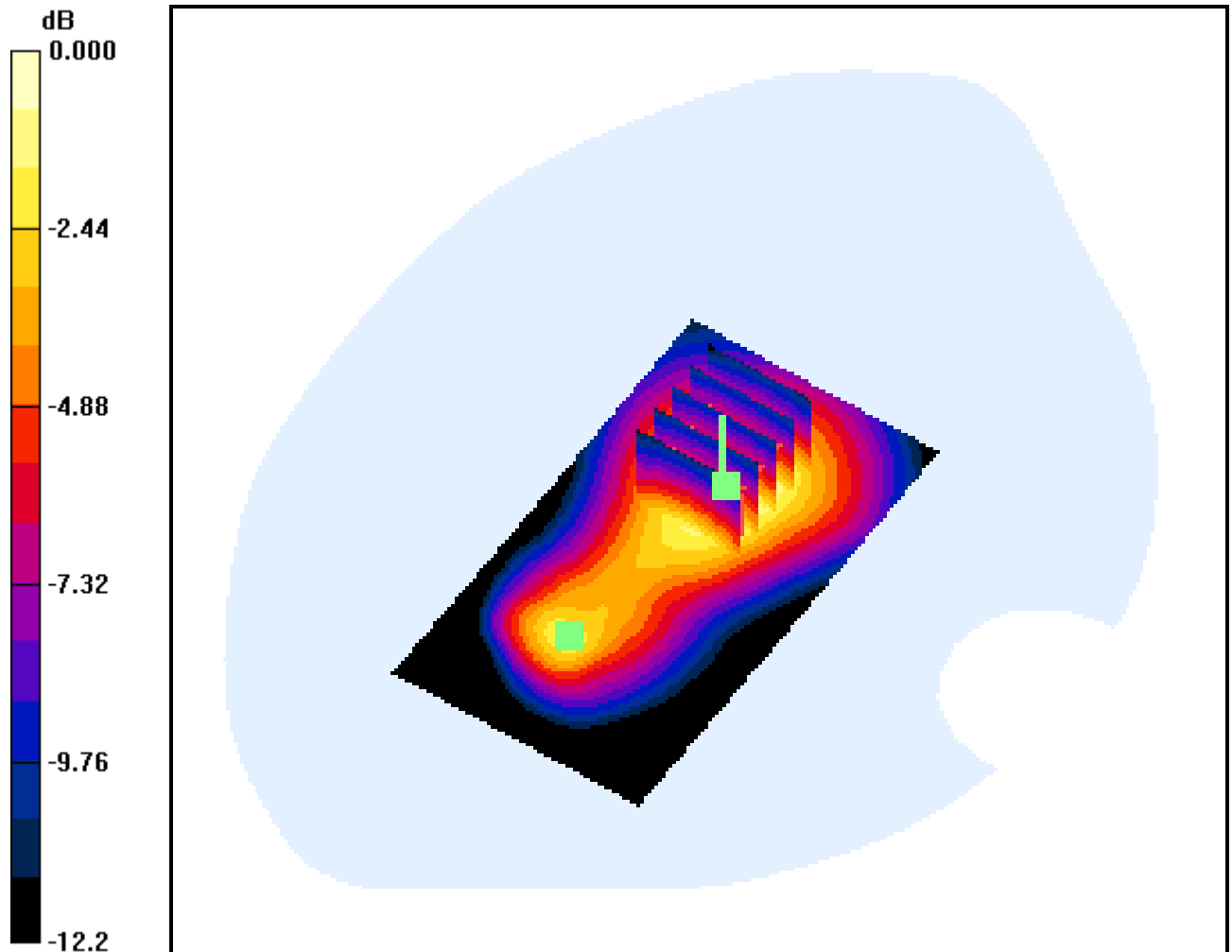
DASY4 Configuration:

Probe: ET3DV6 - SN1703; ConvF(6.29, 6.29, 6.29); Calibrated: 2006-09-20; Electronics: DAE3 Sn520
Phantom: SAM with 835MHz; Type: SAM; Serial: TP-1223
Measurement SW: DASY4, V4.6 Build 23; Postprocessing SW: SEMCAD, V1.8 Build 161

Test Date: 2007-01-17; Ambient Temp: 21.0; Tissue Temp: 21.5

5.5mm from Body, CDMA Ch.1013, Ant Fixed, Horizontal

Area Scan (51x91x1): Measurement grid: dx=15mm, dy=15mm
Zoom Scan (5x5x7)/Cube 0: Measurement grid: dx=8mm, dy=8mm, dz=5mm
Power Drift = -0.037 dB
Peak SAR (extrapolated) = 0.952 W/kg
SAR(1 g) = 0.577 mW/g; SAR(10 g) = 0.351 mW/g



0 dB = 0.641mW/g

DIGITAL EMC CO., LTD

DUT: SXC-1180; Type: CDMA USB

Communication System: FCC CDMA; Frequency: 824.7 MHz; Duty Cycle: 1:1
Medium parameters used: $f = 824.7$ MHz; $\sigma = 0.983$ mho/m; $\epsilon_r = 53.9$; $\rho = 1000$ kg/m³
Phantom section: Flat Section

DASY4 Configuration:

Probe: ET3DV6 - SN1703; ConvF(6.29, 6.29, 6.29); Calibrated: 2006-09-20; Electronics: DAE3 Sn520
Phantom: SAM with 835MHz; Type: SAM; Serial: TP-1223
Measurement SW: DASY4, V4.6 Build 23; Postprocessing SW: SEMCAD, V1.8 Build 161

Test Date: 2007-01-17; Ambient Temp: 21.0; Tissue Temp: 21.5

5.5mm from Body, CDMA Ch.1013, Ant Fixed, Horizontal

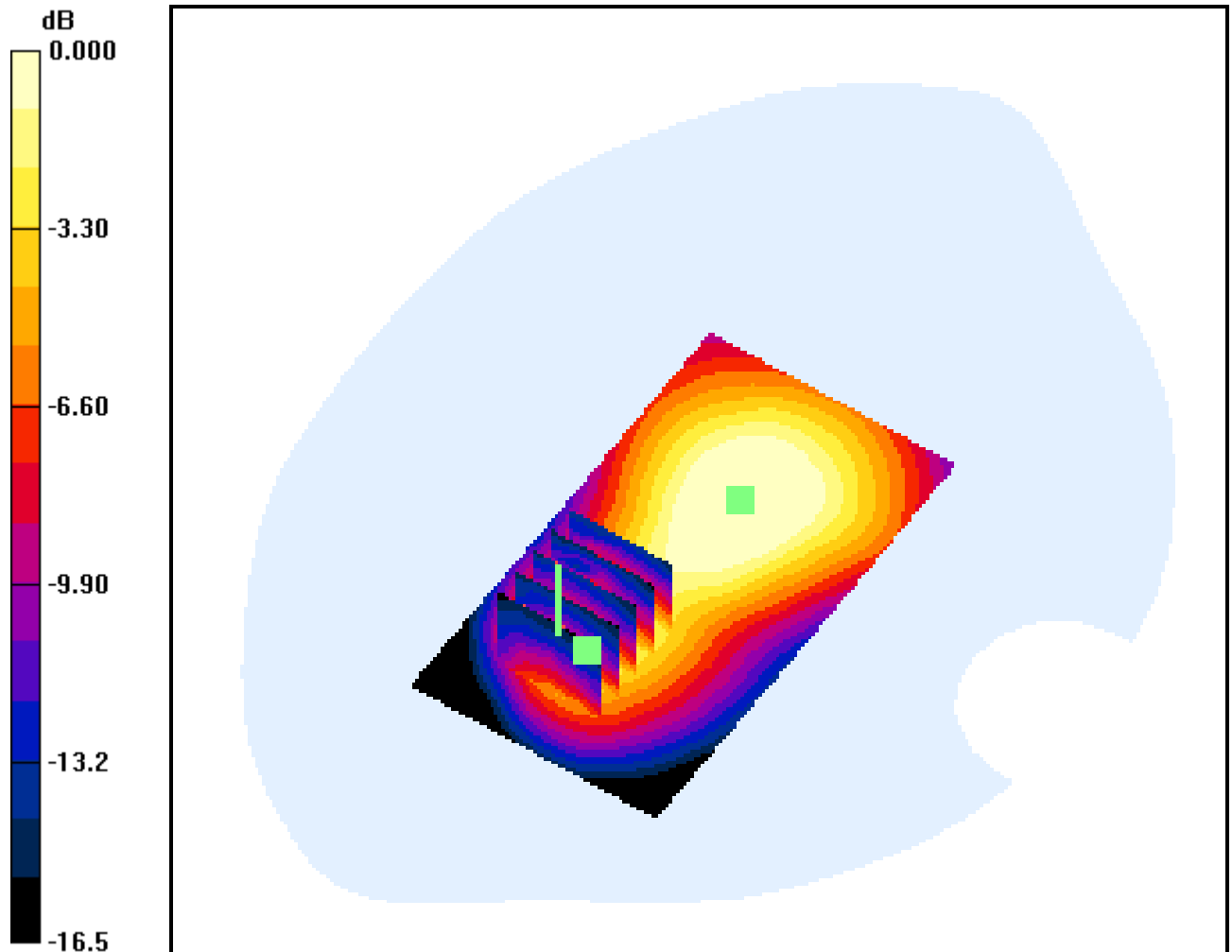
Area Scan (51x91x1): Measurement grid: dx=15mm, dy=15mm

Zoom Scan (5x5x7)/Cube 1: Measurement grid: dx=8mm, dy=8mm, dz=5mm

Power Drift = -0.037 dB

Peak SAR (extrapolated) = 1.35 W/kg

SAR(1 g) = 0.407 mW/g; SAR(10 g) = 0.175 mW/g



0 dB = 0.421mW/g

DIGITAL EMC CO., LTD

DUT: SXC-1180; Type: CDMA USB

Communication System: FCC CDMA; Frequency: 836.52 MHz; Duty Cycle: 1:1
Medium parameters used: $f = 836.52$ MHz; $\sigma = 0.994$ mho/m; $\epsilon_r = 53.7$; $\rho = 1000$ kg/m³
Phantom section: Flat Section

DASY4 Configuration:

Probe: ET3DV6 - SN1703; ConvF(6.29, 6.29, 6.29); Calibrated: 2006-09-20; Electronics: DAE3 Sn520
Phantom: SAM with 835MHz; Type: SAM; Serial: TP-1223
Measurement SW: DASY4, V4.6 Build 23; Postprocessing SW: SEMCAD, V1.8 Build 161

Test Date: 2007-01-17; Ambient Temp: 21.0; Tissue Temp: 21.5

5.5mm from Body, CDMA Ch.384, Ant Fixed, Horizontal

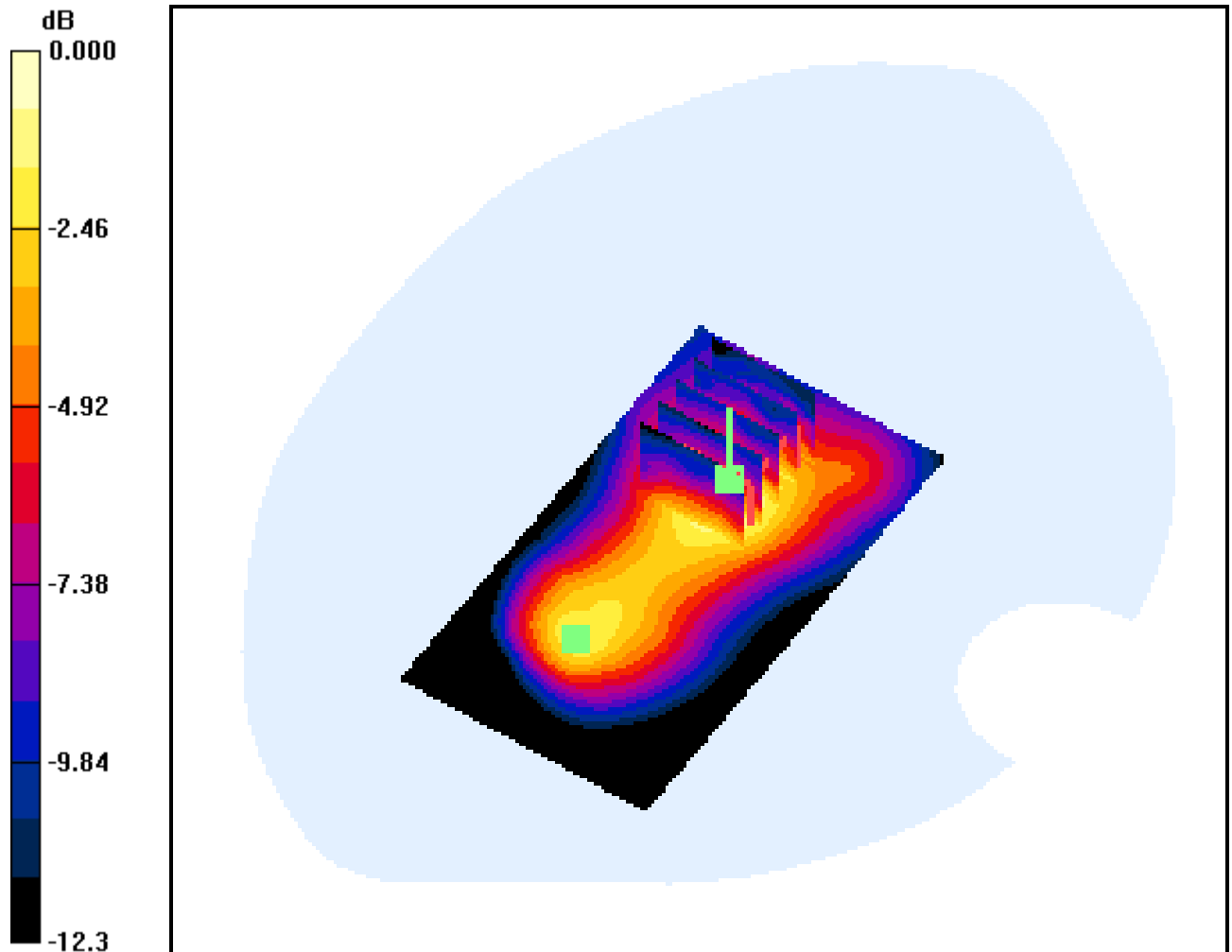
Area Scan (51x91x1): Measurement grid: dx=15mm, dy=15mm

Zoom Scan (5x5x7)/Cube 0: Measurement grid: dx=8mm, dy=8mm, dz=5mm

Power Drift = 0.012 dB

Peak SAR (extrapolated) = 5.58 W/kg

SAR(1 g) = 1.23 mW/g; SAR(10 g) = 0.666 mW/g



0 dB = 1.23mW/g

DIGITAL EMC CO., LTD

DUT: SXC-1180; Type: CDMA USB

Communication System: FCC CDMA; Frequency: 836.52 MHz; Duty Cycle: 1:1
Medium parameters used: $f = 836.52$ MHz; $\sigma = 0.994$ mho/m; $\epsilon_r = 53.7$; $\rho = 1000$ kg/m³
Phantom section: Flat Section

DASY4 Configuration:

Probe: ET3DV6 - SN1703; ConvF(6.29, 6.29, 6.29); Calibrated: 2006-09-20; Electronics: DAE3 Sn520
Phantom: SAM with 835MHz; Type: SAM; Serial: TP-1223
Measurement SW: DASY4, V4.6 Build 23; Postprocessing SW: SEMCAD, V1.8 Build 161

Test Date: 2007-01-17; Ambient Temp: 21.0; Tissue Temp: 21.5

5.5mm from Body, CDMA Ch.384, Ant Fixed, Horizontal

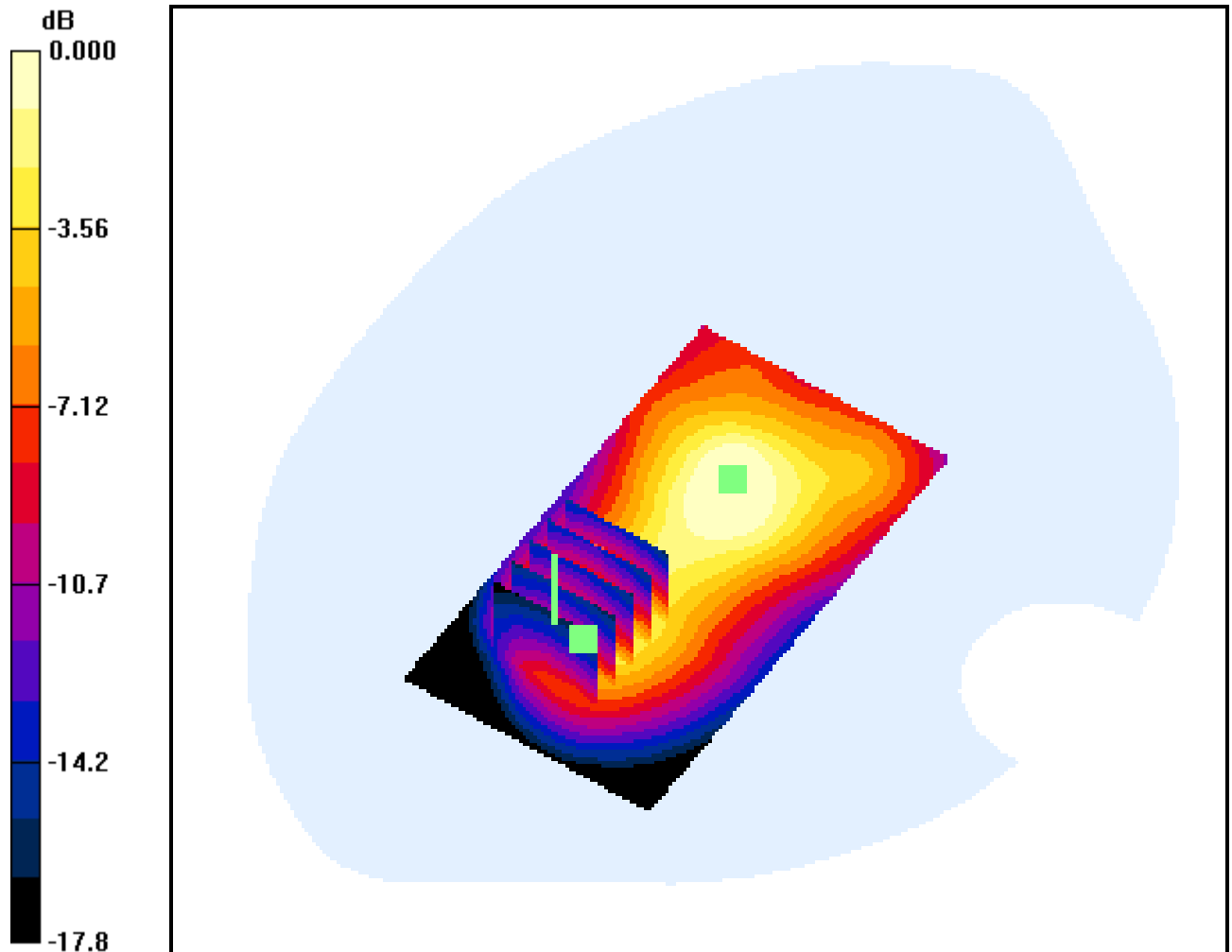
Area Scan (51x91x1): Measurement grid: dx=15mm, dy=15mm

Zoom Scan (5x5x7)/Cube 1: Measurement grid: dx=8mm, dy=8mm, dz=5mm

Power Drift = 0.012 dB

Peak SAR (extrapolated) = 2.91 W/kg

SAR(1 g) = 0.963 mW/g; SAR(10 g) = 0.440 mW/g



0 dB = 1.02mW/g

DIGITAL EMC CO., LTD

DUT: SXC-1180; Type: CDMA USB

Communication System: FCC CDMA; Frequency: 848.31 MHz; Duty Cycle: 1:1
Medium parameters used: $f = 848.31$ MHz; $\sigma = 1.01$ mho/m; $\epsilon_r = 53.6$; $\rho = 1000$ kg/m³
Phantom section: Flat Section

DASY4 Configuration:

Probe: ET3DV6 - SN1703; ConvF(6.29, 6.29, 6.29); Calibrated: 2006-09-20; Electronics: DAE3 Sn520
Phantom: SAM with 835MHz; Type: SAM; Serial: TP-1223
Measurement SW: DASY4, V4.6 Build 23; Postprocessing SW: SEMCAD, V1.8 Build 161

Test Date: 2007-01-17; Ambient Temp: 21.0; Tissue Temp: 21.5

5.5mm from Body, CDMA Ch.777, Ant Fixed, Horizontal

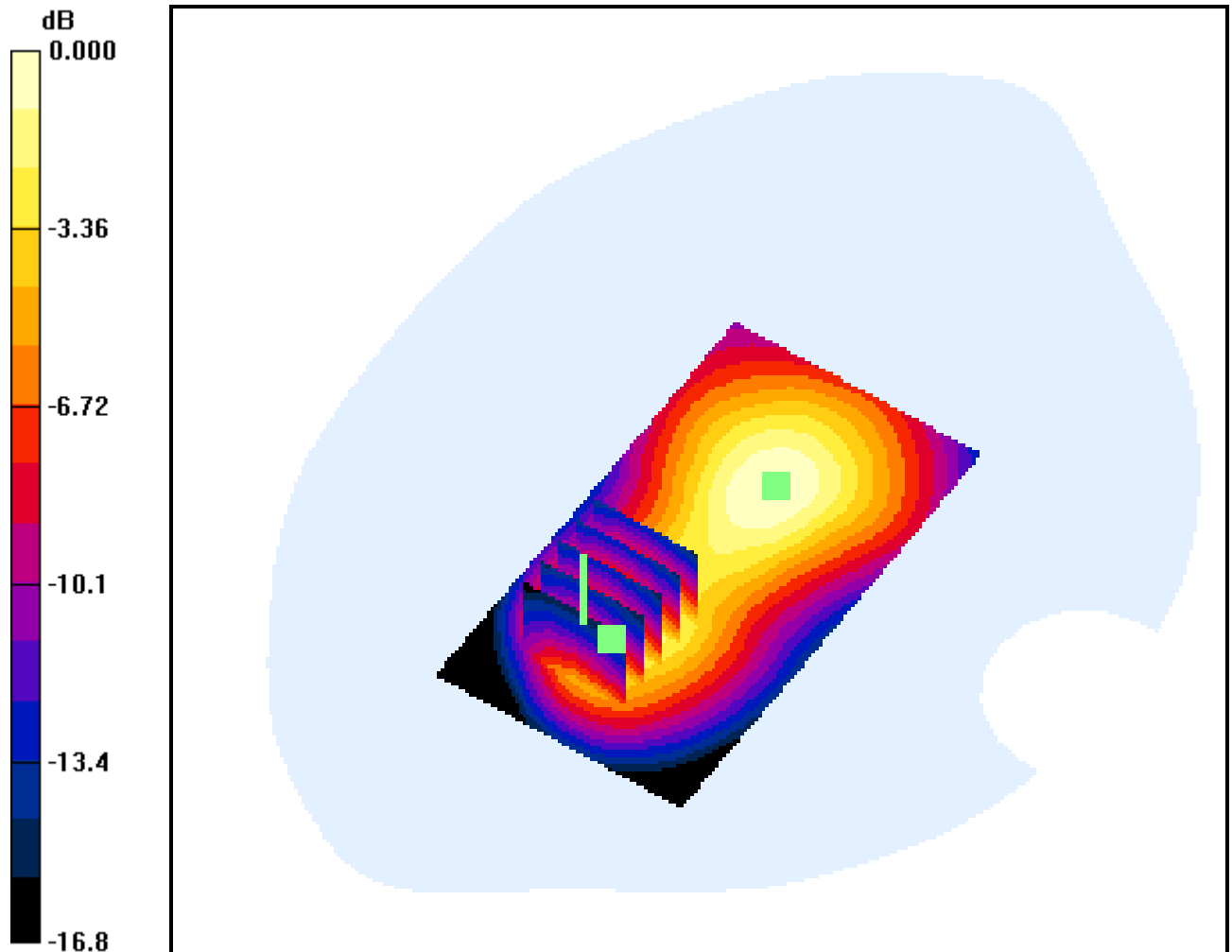
Area Scan (51x91x1): Measurement grid: dx=15mm, dy=15mm

Zoom Scan (5x5x7)/Cube 0: Measurement grid: dx=8mm, dy=8mm, dz=5mm

Power Drift = 0.165 dB

Peak SAR (extrapolated) = 2.96 W/kg

SAR(1 g) = 1.05 mW/g; SAR(10 g) = 0.495 mW/g



0 dB = 1.10mW/g

DIGITAL EMC CO., LTD

DUT: SXC-1180; Type: CDMA USB

Communication System: FCC CDMA; Frequency: 848.31 MHz; Duty Cycle: 1:1
Medium parameters used: $f = 848.31$ MHz; $\sigma = 1.01$ mho/m; $\epsilon_r = 53.6$; $\rho = 1000$ kg/m³
Phantom section: Flat Section

DASY4 Configuration:

Probe: ET3DV6 - SN1703; ConvF(6.29, 6.29, 6.29); Calibrated: 2006-09-20; Electronics: DAE3 Sn520
Phantom: SAM with 835MHz; Type: SAM; Serial: TP-1223
Measurement SW: DASY4, V4.6 Build 23; Postprocessing SW: SEMCAD, V1.8 Build 161

Test Date: 2007-01-17; Ambient Temp: 21.0; Tissue Temp: 21.5

5.5mm from Body, CDMA Ch.777, Ant Fixed, Horizontal

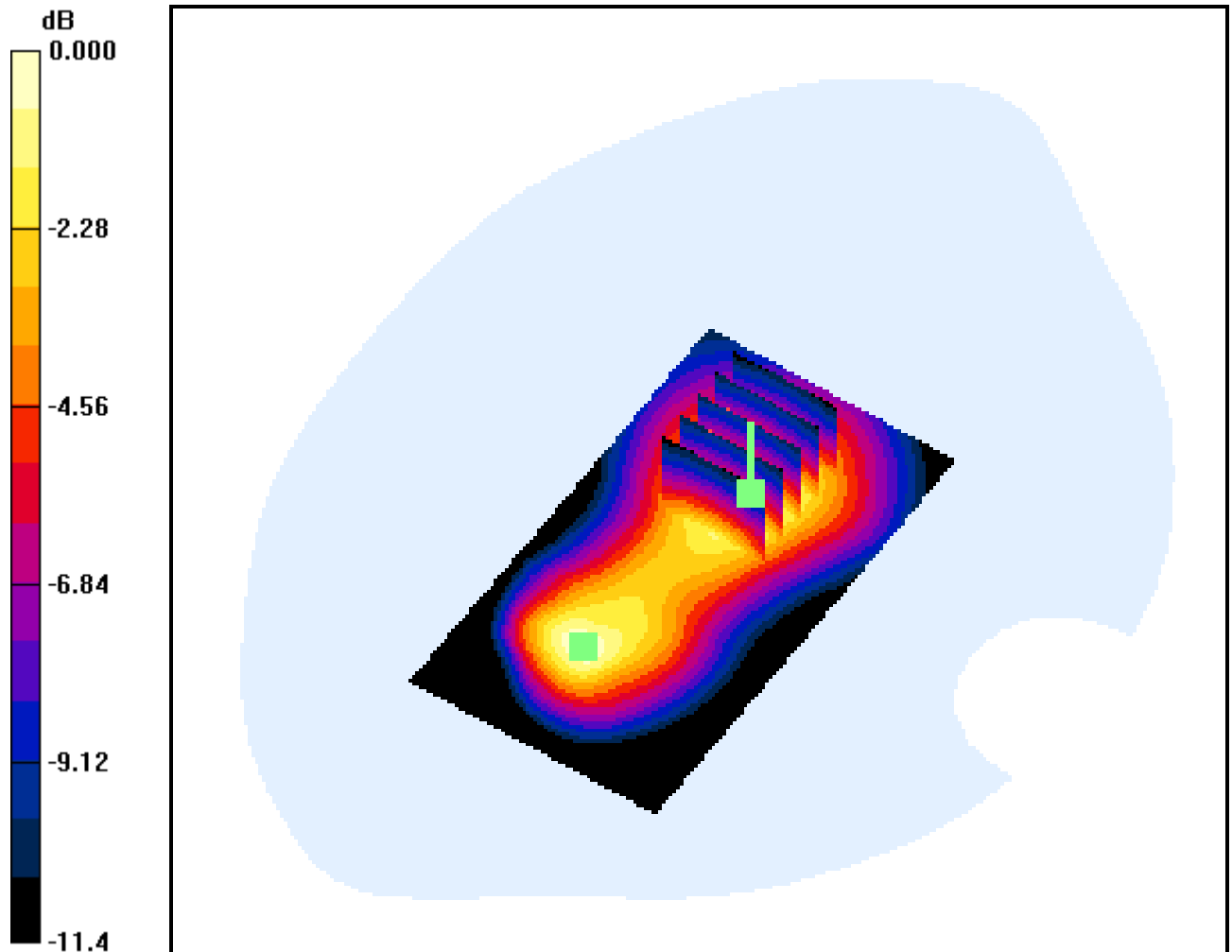
Area Scan (51x91x1): Measurement grid: dx=15mm, dy=15mm

Zoom Scan (5x5x7)/Cube 1: Measurement grid: dx=8mm, dy=8mm, dz=5mm

Power Drift = 0.165 dB

Peak SAR (extrapolated) = 1.74 W/kg

SAR(1 g) = 1.06 mW/g; SAR(10 g) = 0.643 mW/g



0 dB = 1.15mW/g

DIGITAL EMC CO., LTD

DUT: SXC-1180; Type: CDMA USB

Communication System: FCC CDMA; Frequency: 824.7 MHz; Duty Cycle: 1:1
Medium parameters used: $f = 824.7$ MHz; $\sigma = 0.983$ mho/m; $\epsilon_r = 53.9$; $\rho = 1000$ kg/m³
Phantom section: Flat Section

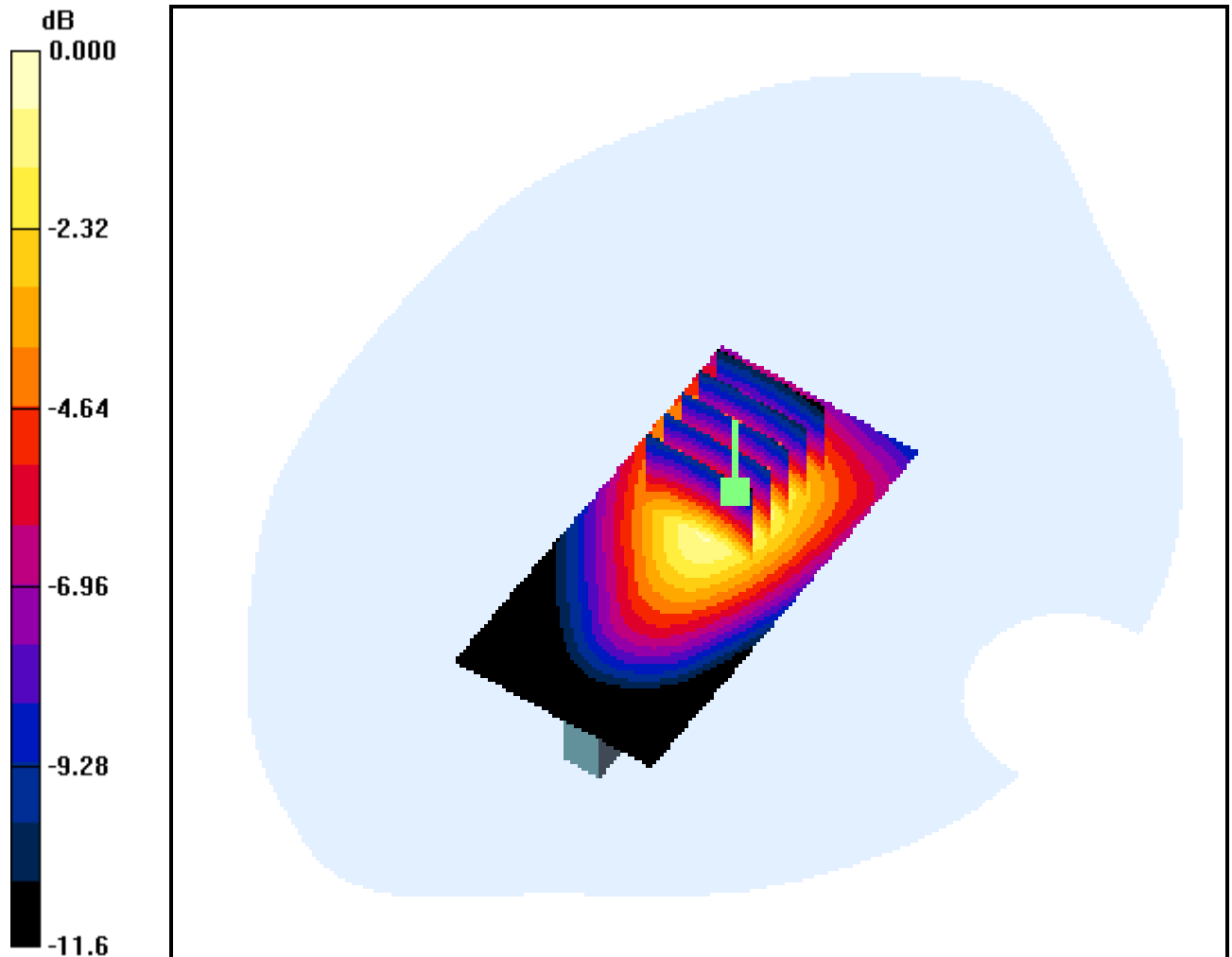
DASY4 Configuration:

Probe: ET3DV6 - SN1703; ConvF(6.29, 6.29, 6.29); Calibrated: 2006-09-20; Electronics: DAE3 Sn520
Phantom: SAM with 835MHz; Type: SAM; Serial: TP-1223
Measurement SW: DASY4, V4.6 Build 23; Postprocessing SW: SEMCAD, V1.8 Build 161

Test Date: 2007-01-17; Ambient Temp: 21.0; Tissue Temp: 21.5

Touch from Body, CDMA Ch.1013, Ant Fixed, Vertical

Area Scan (41x81x1): Measurement grid: dx=15mm, dy=15mm
Zoom Scan (5x5x7)/Cube 0: Measurement grid: dx=8mm, dy=8mm, dz=5mm
Power Drift = -0.013 dB
Peak SAR (extrapolated) = 1.31 W/kg
SAR(1 g) = 0.839 mW/g; SAR(10 g) = 0.531 mW/g



0 dB = 0.912mW/g

DIGITAL EMC CO., LTD

DUT: SXC-1180; Type: CDMA USB

Communication System: FCC CDMA; Frequency: 836.52 MHz; Duty Cycle: 1:1
Medium parameters used: $f = 836.52$ MHz; $\sigma = 0.994$ mho/m; $\epsilon_r = 53.7$; $\rho = 1000$ kg/m³
Phantom section: Flat Section

DASY4 Configuration:

Probe: ET3DV6 - SN1703; ConvF(6.29, 6.29, 6.29); Calibrated: 2006-09-20; Electronics: DAE3 Sn520
Phantom: SAM with 835MHz; Type: SAM; Serial: TP-1223
Measurement SW: DASY4, V4.6 Build 23; Postprocessing SW: SEMCAD, V1.8 Build 161

Test Date: 2007-01-17; Ambient Temp: 21.0; Tissue Temp: 21.5

Touch from Body, CDMA Ch.384, Ant Fixed, Vertical

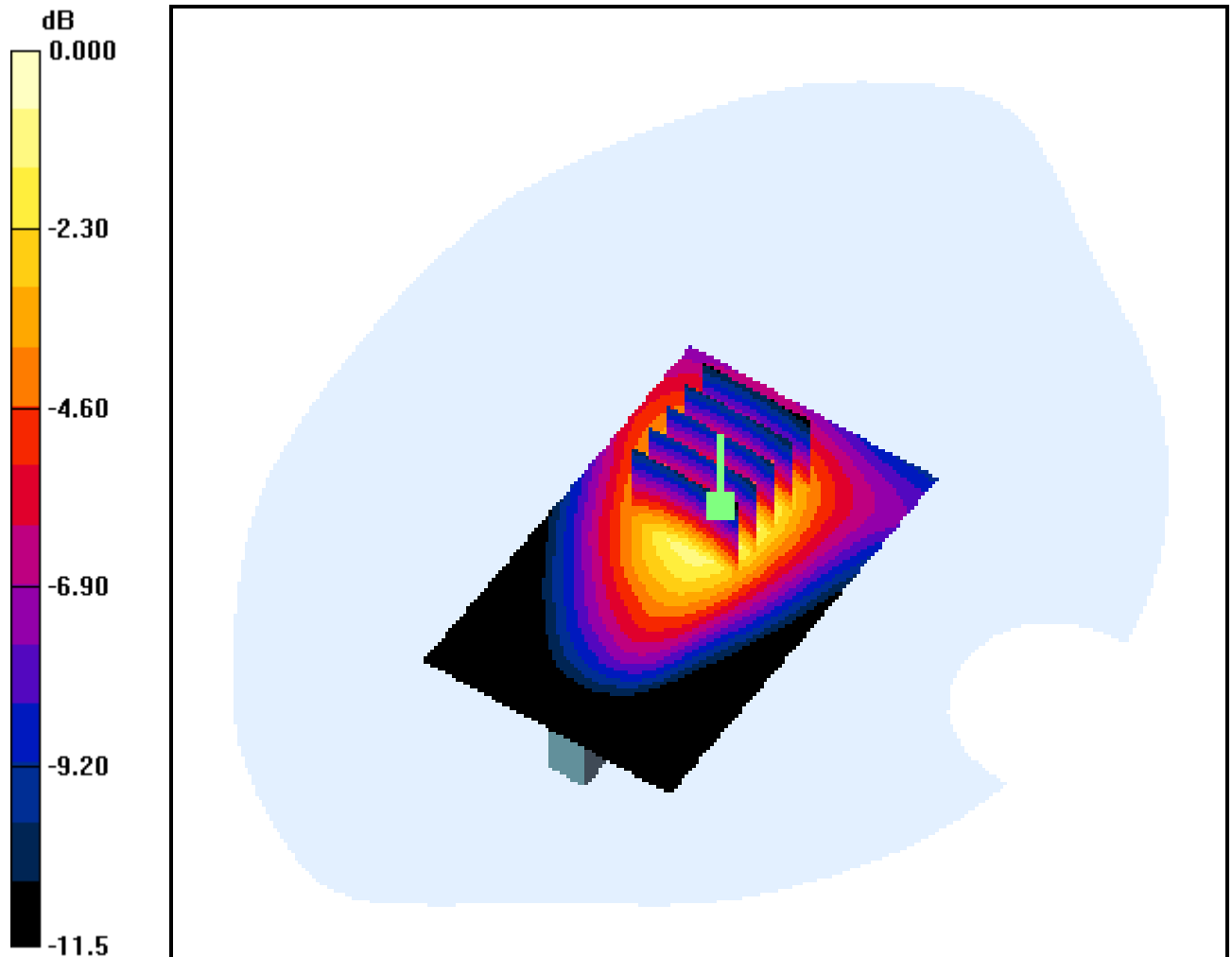
Area Scan (51x81x1): Measurement grid: dx=15mm, dy=15mm

Zoom Scan (5x5x7)/Cube 0: Measurement grid: dx=8mm, dy=8mm, dz=5mm

Power Drift = 0.292 dB

Peak SAR (extrapolated) = 1.73 W/kg

SAR(1 g) = 1.13 mW/g; SAR(10 g) = 0.718 mW/g



0 dB = 1.23mW/g

DIGITAL EMC CO., LTD

DUT: SXC-1180; Type: CDMA USB

Communication System: FCC CDMA; Frequency: 848.31 MHz; Duty Cycle: 1:1
Medium parameters used: $f = 848.31$ MHz; $\sigma = 1.01$ mho/m; $\epsilon_r = 53.6$; $\rho = 1000$ kg/m³
Phantom section: Flat Section

DASY4 Configuration:

Probe: ET3DV6 - SN1703; ConvF(6.29, 6.29, 6.29); Calibrated: 2006-09-20; Electronics: DAE3 Sn520
Phantom: SAM with 835MHz; Type: SAM; Serial: TP-1223
Measurement SW: DASY4, V4.6 Build 23; Postprocessing SW: SEMCAD, V1.8 Build 161

Test Date: 2007-01-17; Ambient Temp: 21.0; Tissue Temp: 21.5

Touch from Body, CDMA Ch.777, Ant Fixed, Vertical

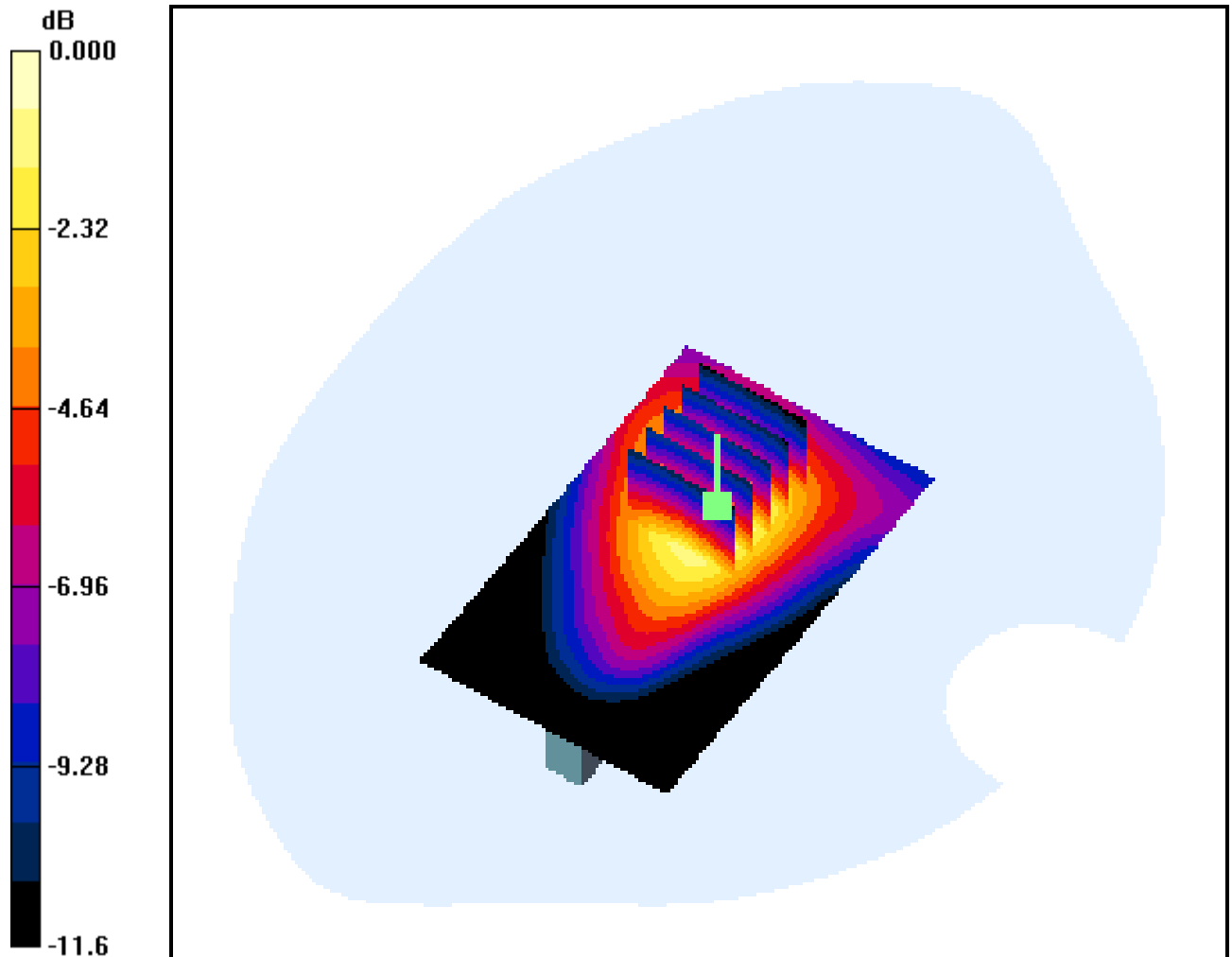
Area Scan (51x81x1): Measurement grid: dx=15mm, dy=15mm

Zoom Scan (5x5x7)/Cube 0: Measurement grid: dx=8mm, dy=8mm, dz=5mm

Power Drift = -0.062 dB

Peak SAR (extrapolated) = 1.60 W/kg

SAR(1 g) = 1.01 mW/g; SAR(10 g) = 0.631 mW/g



0 dB = 1.12mW/g