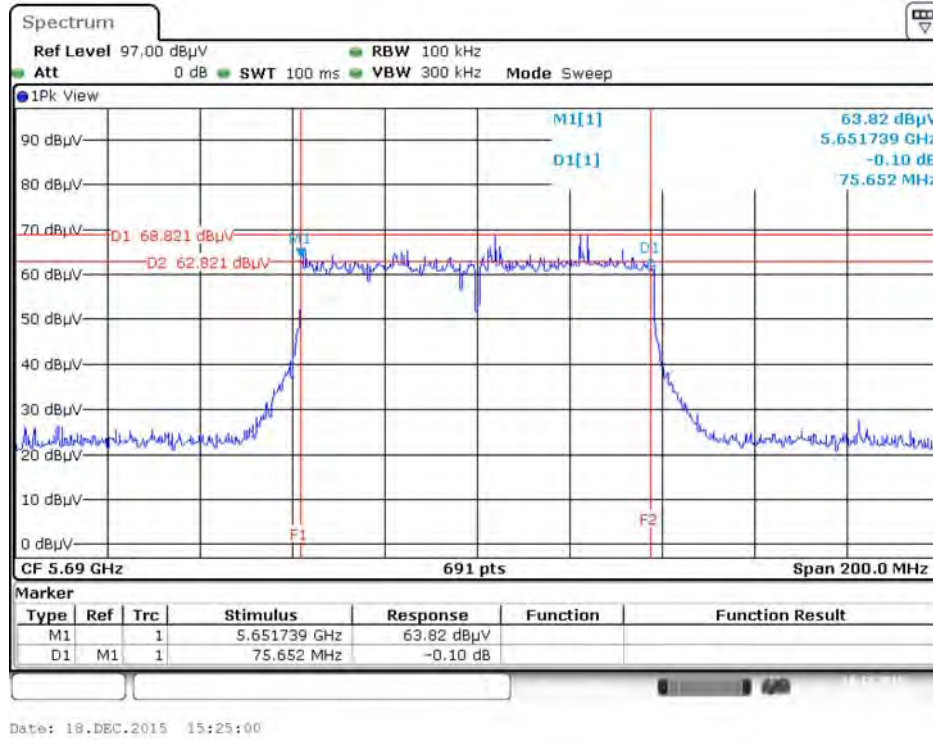
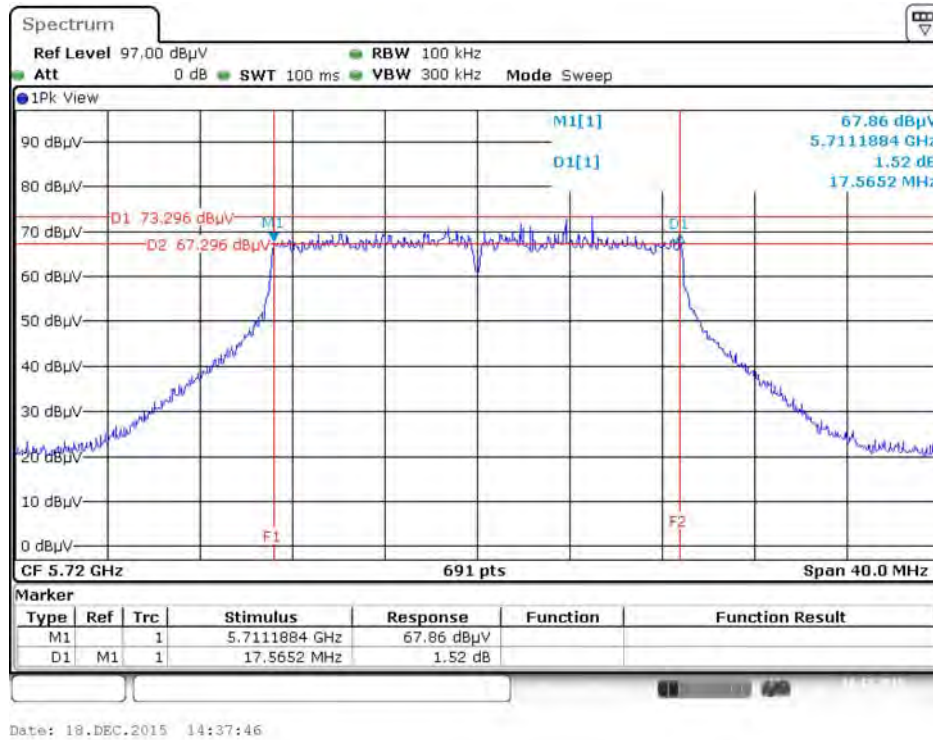


6 dB Bandwidth Plot on Configuration IEEE 802.11ac MCS0/Nss1 VHT80 / Chain 1 + Chain 2 + Chain 3 + Chain 4 / 5690 MHz

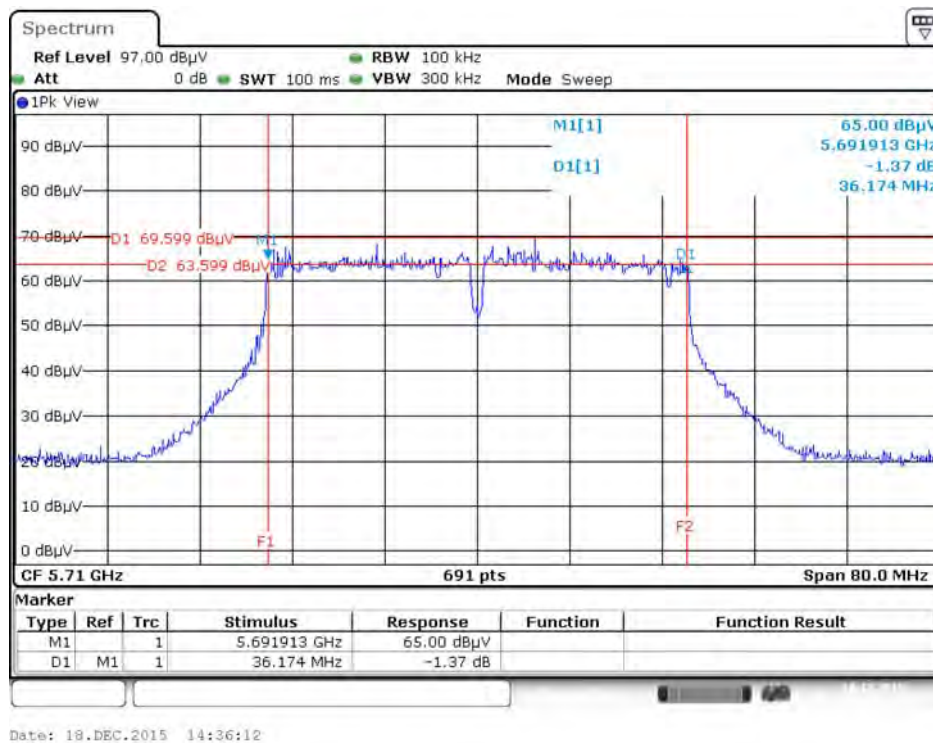


Mode 7: EUT 1 + Set 8 Sector Antenna / 12 dBi

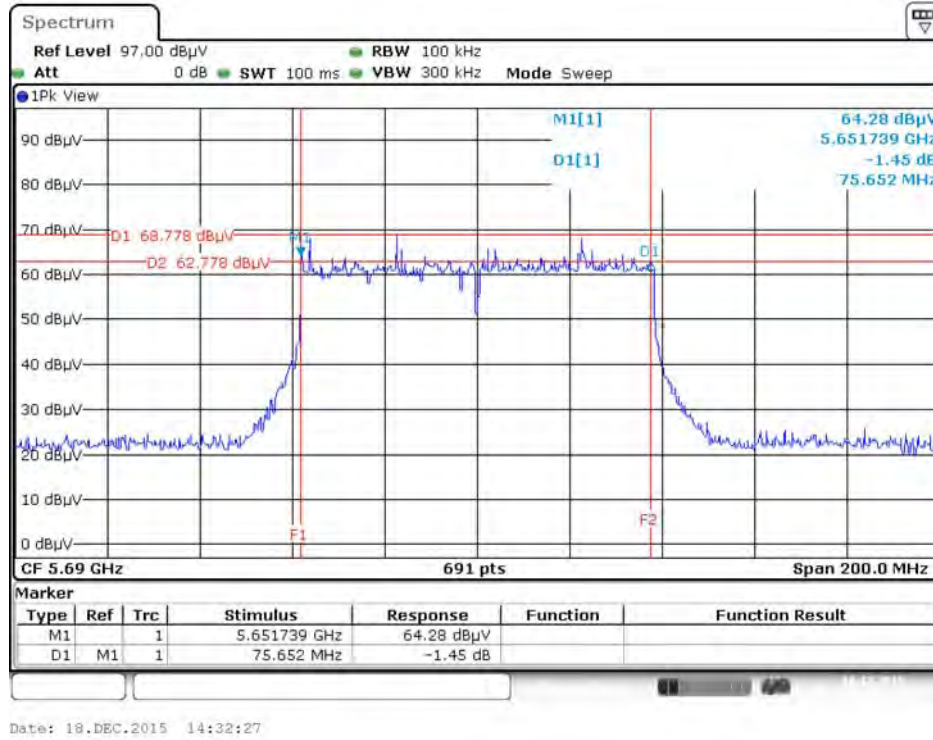
6 dB Bandwidth Plot on Configuration IEEE 802.11ac MCS0/Nss1 VHT20 / Chain 1 + Chain 2 + Chain 3 + Chain 4 / 5720 MHz



6 dB Bandwidth Plot on Configuration IEEE 802.11ac MCS0/Nss1 VHT40 / Chain 1 + Chain 2 + Chain 3 + Chain 4 / 5710 MHz

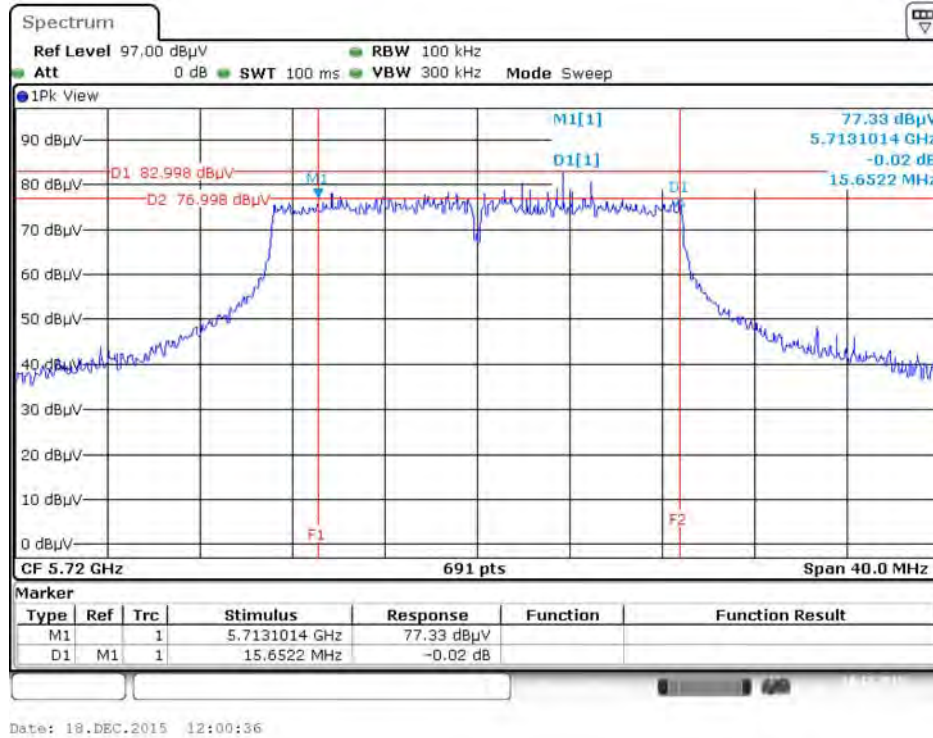


6 dB Bandwidth Plot on Configuration IEEE 802.11ac MCS0/Nss1 VHT80 / Chain 1 + Chain 2 + Chain 3 + Chain 4 / 5690 MHz

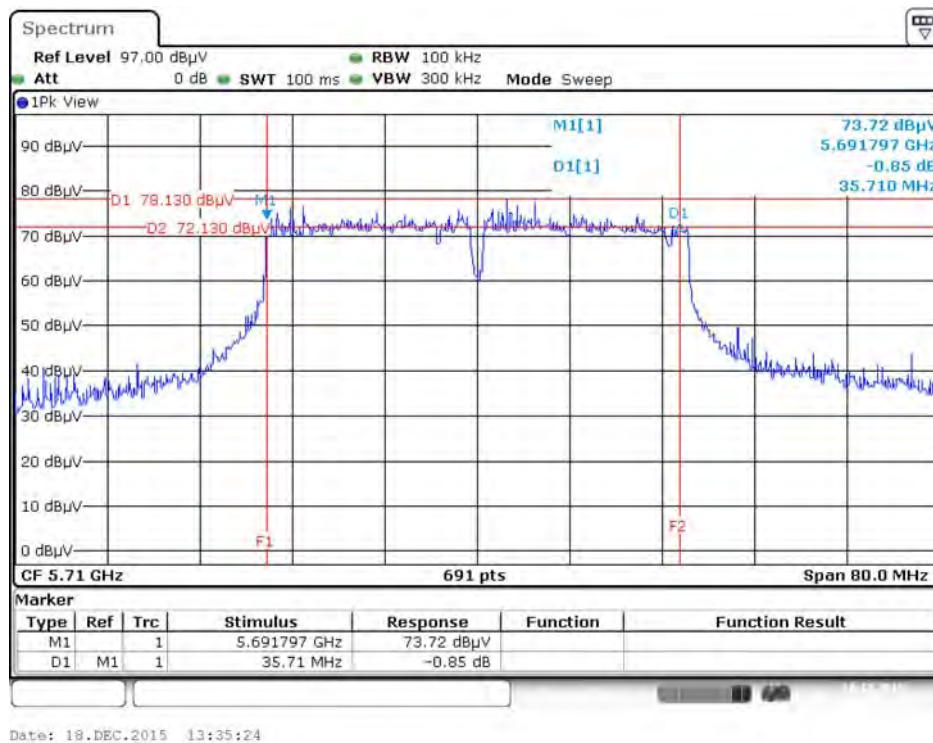


Mode 8: EUT 1 + Set 9 Sector Antenna / 4 dBi

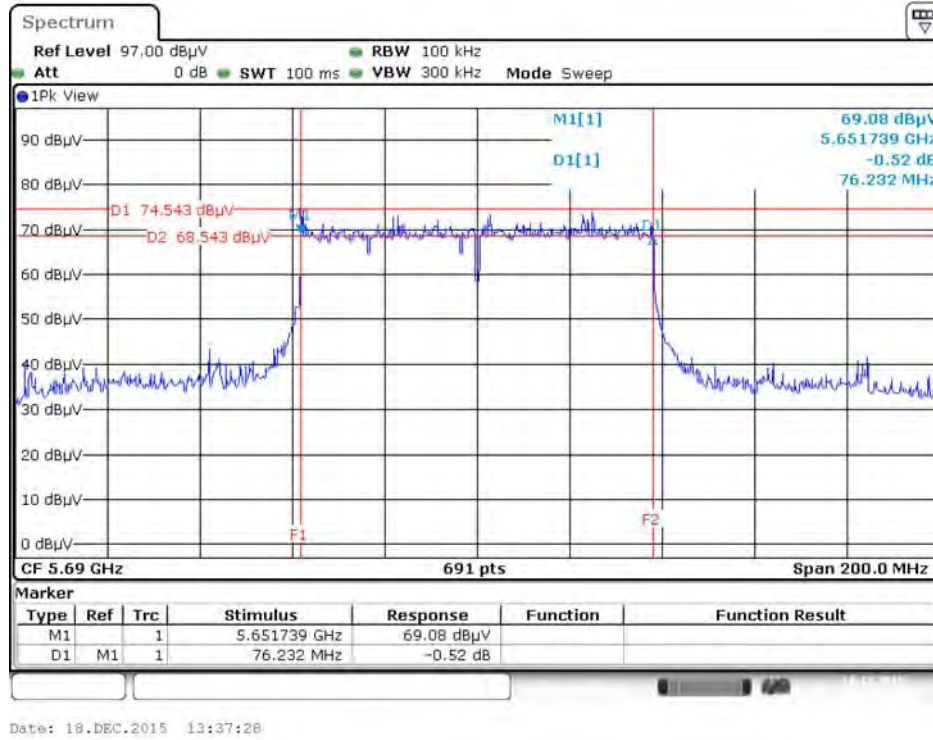
6 dB Bandwidth Plot on Configuration IEEE 802.11ac MCS0/Nss1 VHT20 / Chain 1 + Chain 2 + Chain 3 + Chain 4 / 5720 MHz



6 dB Bandwidth Plot on Configuration IEEE 802.11ac MCS0/Nss1 VHT40 / Chain 1 + Chain 2 + Chain 3 + Chain 4 / 5710 MHz

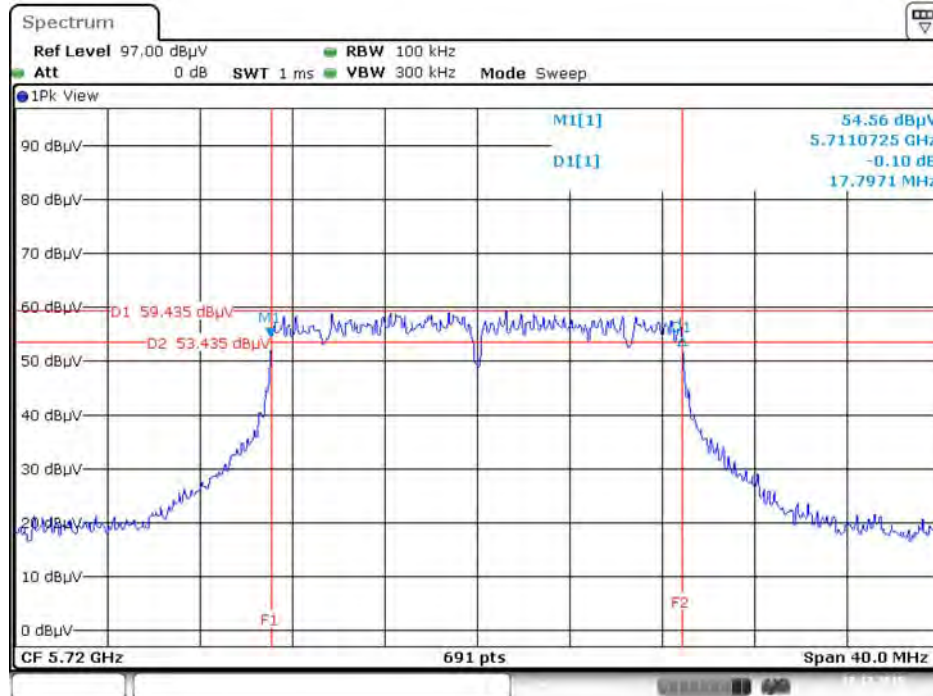


6 dB Bandwidth Plot on Configuration IEEE 802.11ac MCS0/Nss1 VHT80 / Chain 1 + Chain 2 + Chain 3 + Chain 4 / 5690 MHz



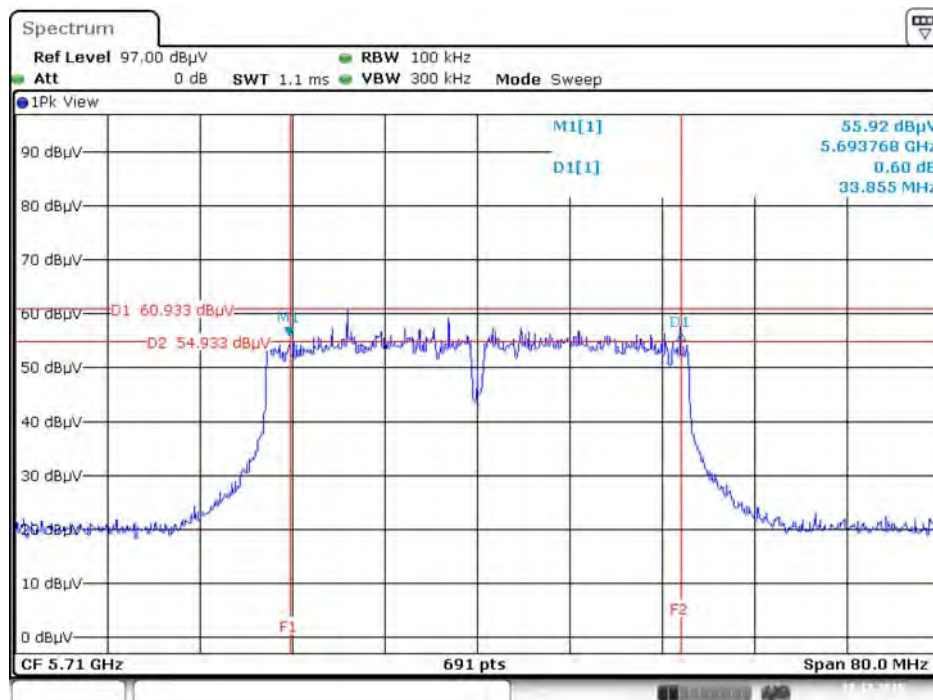
Mode 9: EUT 1 + Set 10 Panel Antenna / 23 dBi

6 dB Bandwidth Plot on Configuration IEEE 802.11ac MCS0/Nss1 VHT20 / Chain 1 + Chain 2 + Chain 3 + Chain 4 / 5720 MHz



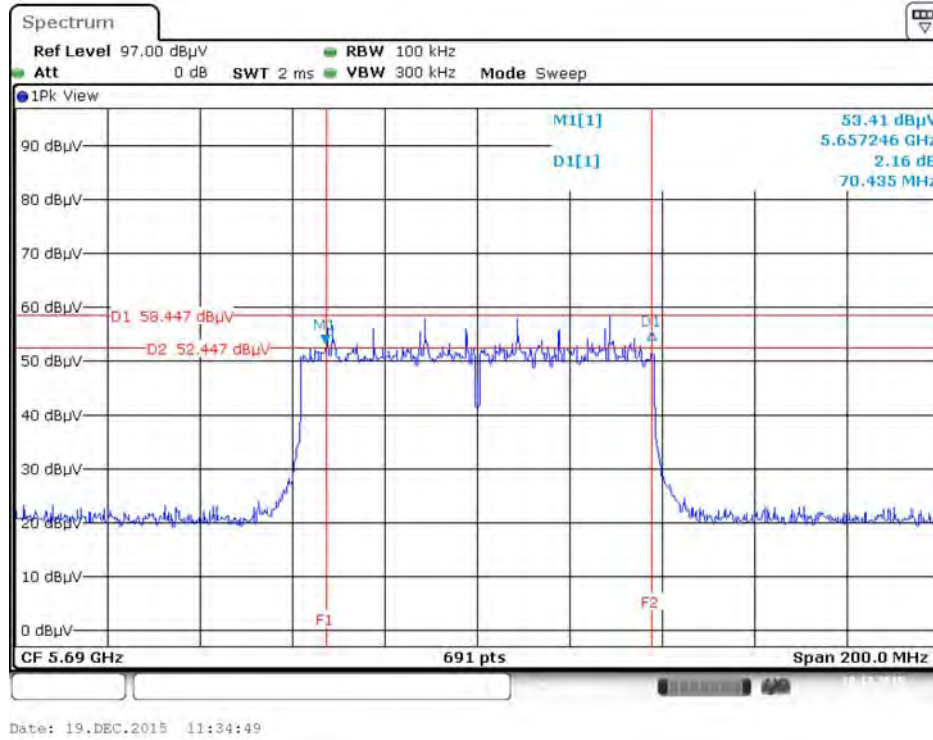
Date: 19.DEC.2015 11:31:35

6 dB Bandwidth Plot on Configuration IEEE 802.11ac MCS0/Nss1 VHT40 / Chain 1 + Chain 2 + Chain 3 + Chain 4 / 5710 MHz



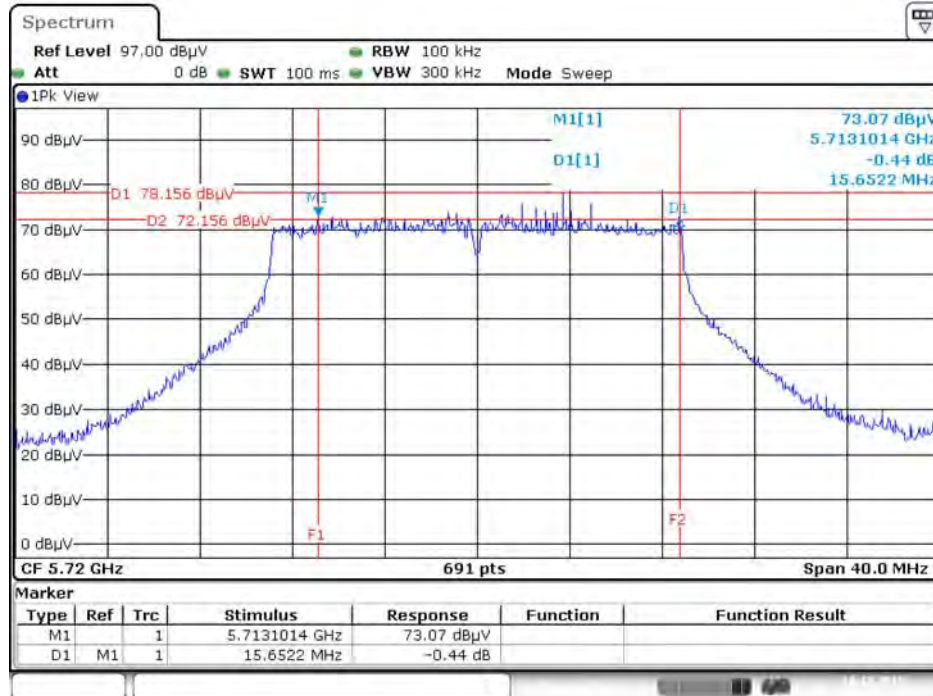
Date: 19.DEC.2015 11:33:33

6 dB Bandwidth Plot on Configuration IEEE 802.11ac MCS0/Nss1 VHT80 / Chain 1 + Chain 2 + Chain 3 + Chain 4 / 5690 MHz

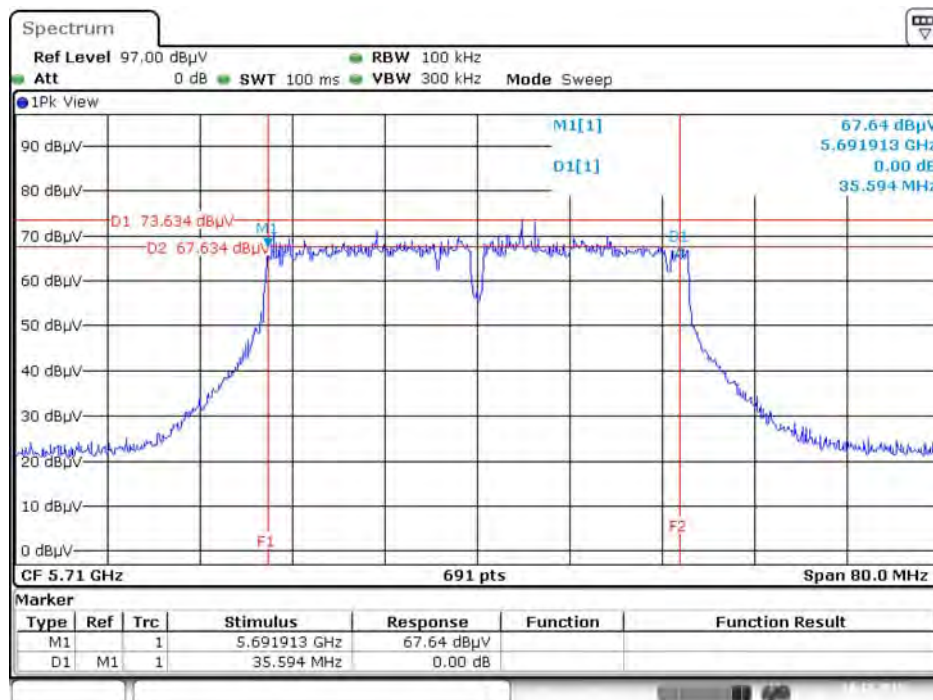


Mode 10: EUT 1 + Set 11 Omni Antenna / 6 dBI

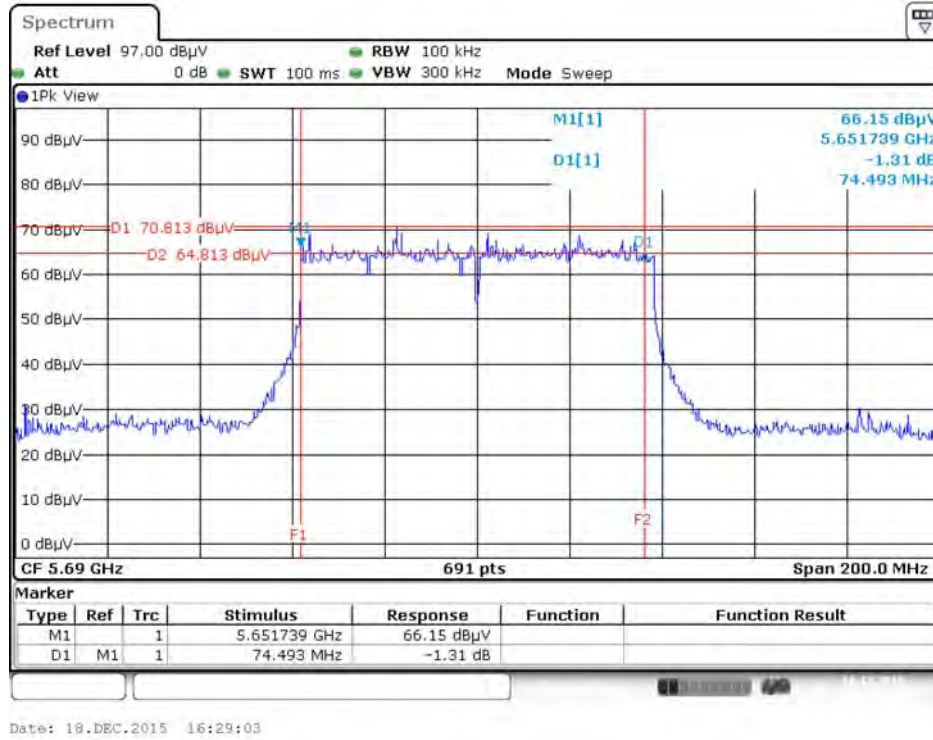
6 dB Bandwidth Plot on Configuration IEEE 802.11ac MCS0/Nss1 VHT20 / Chain 1 + Chain 2 + Chain 3 + Chain 4 / 5720 MHz



6 dB Bandwidth Plot on Configuration IEEE 802.11ac MCS0/Nss1 VHT40 / Chain 1 + Chain 2 + Chain 3 + Chain 4 / 5710 MHz

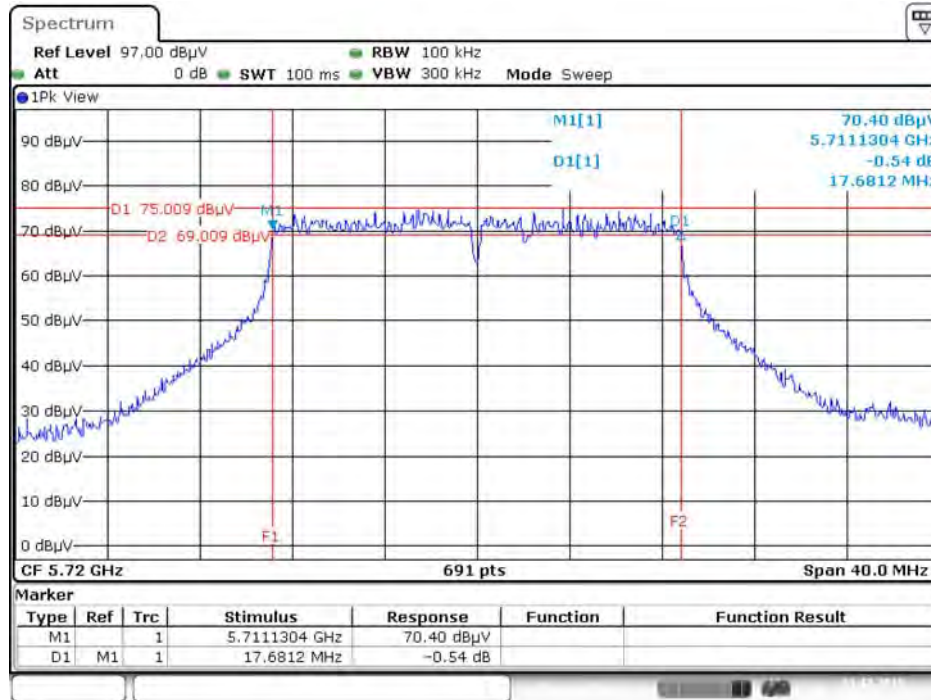


6 dB Bandwidth Plot on Configuration IEEE 802.11ac MCS0/Nss1 VHT80 / Chain 1 + Chain 2 + Chain 3 + Chain 4 / 5690 MHz



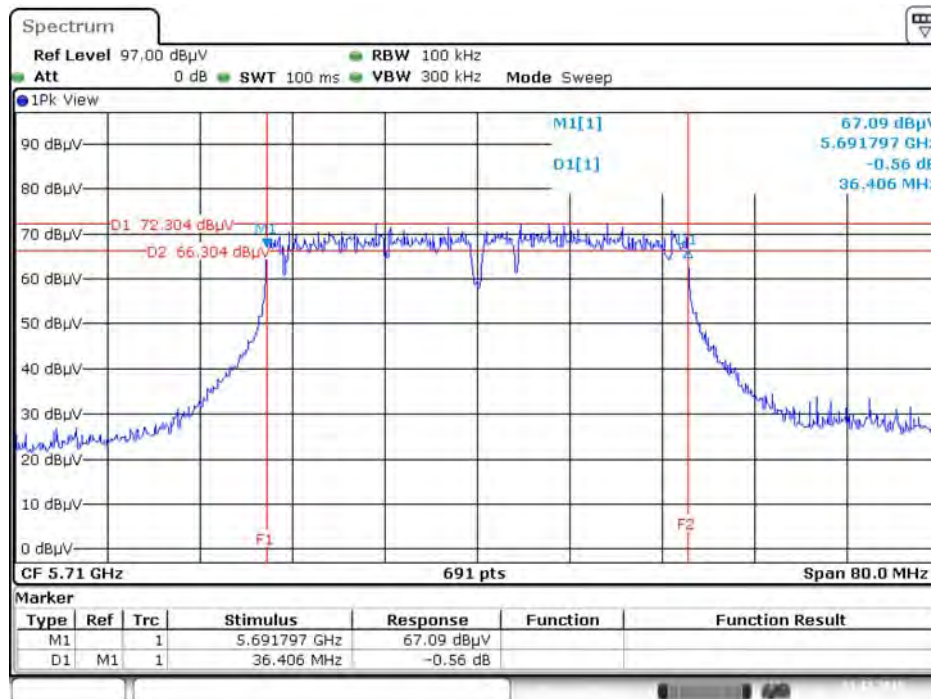
Mode 11: EUT 2 + Set 12 PIFA Antenna / Chain1:5.96 dBi, Chain2:5.97 dBi, Chain3:6.25 dBi, Chain4:6.08 dBi

6 dB Bandwidth Plot on Configuration IEEE 802.11ac MCS0/Nss1 VHT20 / Chain 1 + Chain 2 + Chain 3 + Chain 4 / 5720 MHz



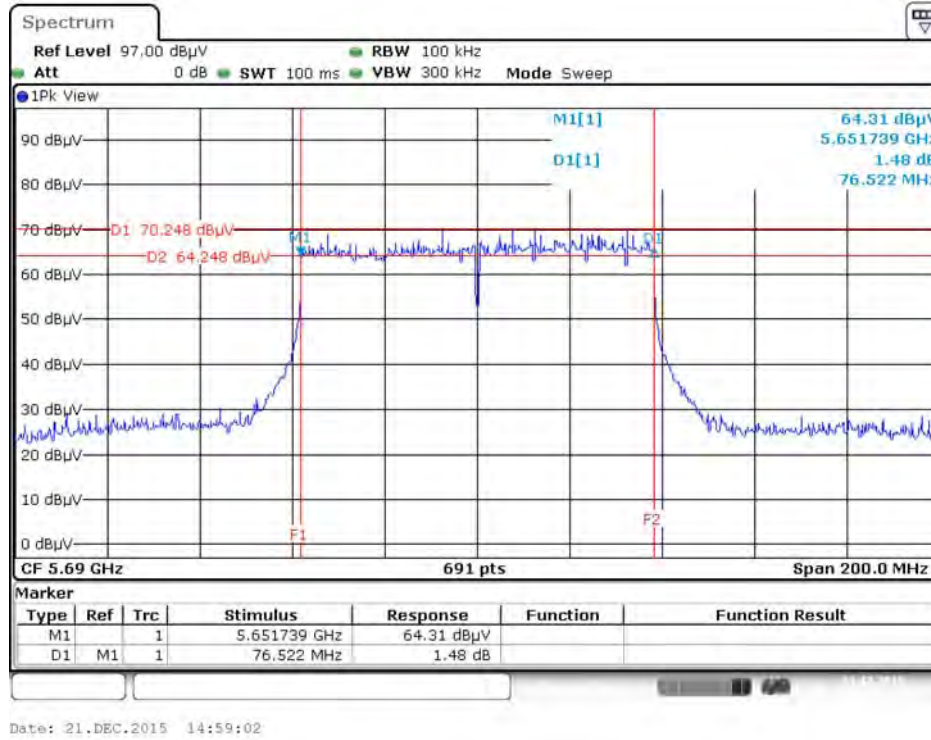
Date: 21.DEC.2015 15:09:54

6 dB Bandwidth Plot on Configuration IEEE 802.11ac MCS0/Nss1 VHT40 / Chain 1 + Chain 2 + Chain 3 + Chain 4 / 5710 MHz



Date: 21.DEC.2015 15:01:11

6 dB Bandwidth Plot on Configuration IEEE 802.11ac MCS0/Nss1 VHT80 / Chain 1 + Chain 2 + Chain 3 + Chain 4 / 5690 MHz



4.3. Maximum Conducted Output Power Measurement

4.3.1. Limit

Frequency Band		Limit
<input checked="" type="checkbox"/>	5.25-5.35 GHz	The maximum conducted output power over the frequency bands of operation shall not exceed the lesser of 250 mW (24dBm) or 11 dBm 10 log B, where B is the 26 dB emission bandwidth in megahertz. If transmitting antennas of directional gain greater than 6 dBi are used, both the maximum conducted output power and the maximum power spectral density shall be reduced by the amount in dB that the directional gain of the antenna exceeds 6 dBi.
<input checked="" type="checkbox"/>	5.470-5.725 GHz	

4.3.2. Measuring Instruments and Setting

For other channel:

Please refer to section 5 of equipments list in this report. The following table is the setting of the power meter.

Power Meter Parameter	Setting
Detector	AVERAGE

For straddle channel:

Please refer to section 5 of equipments list in this report. The following table is the setting of the spectrum analyzer.

Spectrum Parameter	Setting
Attenuation	Auto
Span Frequency	Encompass the entire emissions bandwidth (EBW) of the signal
RBW	1 000 kHz
VBW	3000 kHz
Detector	RMS
Trace	Average Sweep count 100
Sweep Time	Auto

4.3.3. Test Procedures

For other channel:

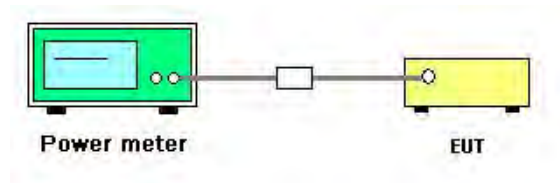
1. The transmitter output (antenna port) was connected to the power meter.
2. Test was performed in accordance with KDB789033 D02 v01 for Compliance Testing of Unlicensed National Information Infrastructure (U-NII) Devices - section (E) Maximum conducted output power =>3. Measurement using a Power Meter (PM) =>b) Method PM-G (Measurement using a gated RF average power meter).
3. Multiple antenna systems was performed in accordance with KDB662911 D01 v02r01 Emissions Testing of Transmitters with Multiple Outputs in the Same Band.
4. When measuring maximum conducted output power with multiple antenna systems, add every result of the values by mathematic formula.

For straddle channel:

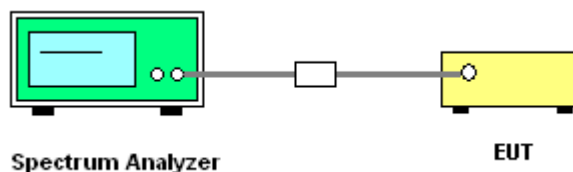
1. The transmitter output (antenna port) was connected to the spectrum analyzer.
2. Test was performed in accordance with FCC Public Notice DA 02-2138, August 30, 2002.

4.3.4. Test Setup Layout

For other channel:



For straddle channel:



4.3.5. Test Deviation

There is no deviation with the original standard.

4.3.6. EUT Operation during Test

The EUT was programmed to be in continuously transmitting mode.

4.3.7. Test Result of Maximum Conducted Output Power

Temperature	25°C	Humidity	45%
Test Engineer	Roki Liu	Test Date	Dec. 15, 2015 ~ Dec. 18, 2015
Test Mode	Mode 1: EUT 1 + Set 1 Sector Antenna / 6.5 dBi		

P to M

Mode	Frequency	Conducted Power (dBm)					Max. Limit (dBm)	Result
		Chain 1	Chain 2	Chain 3	Chain 4	Total		
802.11ac MCS0/Nss1 VHT20	5260 MHz	14.12	14.48	14.84	14.19	20.44	20.49	Complies
	5300 MHz	14.25	14.38	14.80	14.27	20.45	20.49	Complies
	5320 MHz	14.23	14.02	14.74	14.17	20.32	20.49	Complies
	5500 MHz	14.47	13.79	14.98	14.39	20.45	20.49	Complies
	5580 MHz	14.58	14.17	14.69	14.29	20.46	20.49	Complies
	5700 MHz	14.33	14.75	14.51	14.21	20.48	20.49	Complies
802.11ac MCS0/Nss1 VHT40	5270 MHz	14.15	14.23	14.41	14.12	20.25	20.49	Complies
	5310 MHz	13.95	14.26	14.74	14.21	20.32	20.49	Complies
	5510 MHz	14.18	13.59	14.41	14.11	20.10	20.49	Complies
	5550 MHz	14.52	13.81	14.38	14.03	20.21	20.49	Complies
	5670 MHz	14.65	14.32	14.43	13.78	20.33	20.49	Complies
802.11ac MCS0/Nss1 VHT80	5290 MHz	9.28	9.58	9.06	9.10	15.28	20.49	Complies
	5530 MHz	8.99	8.62	9.52	8.81	15.02	20.49	Complies
	5610 MHz	14.38	13.89	14.21	13.67	20.07	20.49	Complies

Note: $DirectionalGain = 10 \cdot \log \left[\frac{\sum_{j=1}^{N_{SS}} \left\{ \sum_{k=1}^{N_{ANT}} g_{j,k} \right\}^2}{N_{ANT}} \right] = 9.51 \text{ dBi} > 6 \text{ dBi}$, So Limit = 24 - (9.51 - 6) = 20.49 dBm.

Straddle Channel

Mode	Frequency	Conducted Power (dBm)					Max. Limit (dBm)	Result
		Chain 1	Chain 2	Chain 3	Chain 4	Total		
802.11ac	5720 MHz (UNII 2C)	13.45	13.70	13.17	13.09	19.38	19.47	Complies
MCS0/Nss1 VHT20	5720 MHz (UNII 3)	7.41	7.70	7.22	6.74	13.30	26.49	Complies
802.11ac	5710 MHz (UNII 2C)	14.54	14.33	14.03	14.04	20.26	20.49	Complies
MCS0/Nss1 VHT40	5710 MHz (UNII 3)	3.11	2.60	1.98	2.03	8.48	26.49	Complies
802.11ac	5690 MHz (UNII 2C)	14.37	14.66	13.68	14.18	20.26	20.49	Complies
MCS0/Nss1 VHT80	5690 MHz (UNII 3)	0.77	0.80	-0.28	-0.25	6.31	26.49	Complies

(UNII 2C)

Note 1:

For 802.11ac VHT20

 5720 MHz power limit = $11 + 10 \log(B); 11 + 10 \log(15.78) - (9.51 - 6) = 19.47 \text{ dBm} < 24 \text{ dBm}$, so limit = 19.47 dBm.

Note2:
$$DirectionalGain = 10 \cdot \log \left[\frac{\sum_{j=1}^{N_{SS}} \left\{ \sum_{k=1}^{N_{ANT}} g_{j,k} \right\}^2}{N_{ANT}} \right] = 9.51 \text{ dBi} > 6 \text{ dBi}$$
, So Limit = $24 - (9.51 - 6) = 20.49 \text{ dBm}$.

(UNII 3)

Note1:
$$DirectionalGain = 10 \cdot \log \left[\frac{\sum_{j=1}^{N_{SS}} \left\{ \sum_{k=1}^{N_{ANT}} g_{j,k} \right\}^2}{N_{ANT}} \right] = 9.51 \text{ dBi} > 6 \text{ dBi}$$
, So Limit = $30 - (9.51 - 6) = 26.49 \text{ dBm}$.

Temperature	25°C	Humidity	45%
Test Engineer	Roki Liu	Test Date	Dec. 15, 2015 ~ Dec. 18, 2015
Test Mode	Mode 2: EUT 1 + Set 2 Sector Antenna / 4.5 dBi		

P to M

Mode	Frequency	Conducted Power (dBm)					Max. Limit (dBm)	Result
		Chain 1	Chain 2	Chain 3	Chain 4	Total		
802.11ac MCS0/Nss1 VHT20	5260 MHz	16.32	16.58	16.87	16.01	22.48	22.49	Complies
	5300 MHz	16.63	16.12	16.54	15.93	22.34	22.49	Complies
	5320 MHz	16.38	15.95	16.52	15.88	22.21	22.49	Complies
	5500 MHz	16.53	15.72	16.39	16.21	22.24	22.49	Complies
	5580 MHz	16.21	15.89	16.59	15.79	22.15	22.49	Complies
	5700 MHz	14.33	14.75	14.51	14.21	20.48	22.49	Complies
802.11ac MCS0/Nss1 VHT40	5270 MHz	16.01	16.44	16.78	16.11	22.37	22.49	Complies
	5310 MHz	15.02	15.32	15.77	15.23	21.36	22.49	Complies
	5510 MHz	15.55	15.25	16.11	15.56	21.65	22.49	Complies
	5550 MHz	16.42	16.06	16.38	15.89	22.21	22.49	Complies
	5670 MHz	16.08	16.52	16.72	15.74	22.30	22.49	Complies
802.11ac MCS0/Nss1 VHT80	5290 MHz	12.98	13.22	14.01	13.35	19.43	22.49	Complies
	5530 MHz	12.02	11.82	12.42	11.89	18.06	22.49	Complies
	5610 MHz	15.99	16.22	16.55	15.96	22.21	22.49	Complies

Note: $DirectionalGain = 10 \cdot \log \left[\frac{\sum_{j=1}^{N_{SS}} \left\{ \sum_{k=1}^{N_{ANT}} g_{j,k} \right\}^2}{N_{ANT}} \right] = 7.51 \text{ dBi} > 6 \text{ dBi}$, So Limit = 24 - (7.51 - 6) = 22.49 dBm.

Straddle Channel

Mode	Frequency	Conducted Power (dBm)					Max. Limit (dBm)	Result
		Chain 1	Chain 2	Chain 3	Chain 4	Total		
802.11ac	5720 MHz (UNII 2C)	15.57	15.37	15.22	15.20	21.36	21.37	Complies
MCS0/Nss1 VHT20	5720 MHz (UNII 3)	9.76	9.67	9.27	8.83	15.42	28.49	Complies
802.11ac	5710 MHz (UNII 2C)	16.57	16.44	15.84	16.38	22.34	22.49	Complies
MCS0/Nss1 VHT40	5710 MHz (UNII 3)	5.29	4.40	3.91	4.61	10.60	28.49	Complies
802.11ac	5690 MHz (UNII 2C)	16.77	16.50	16.42	15.85	22.42	22.49	Complies
MCS0/Nss1 VHT80	5690 MHz (UNII 3)	2.87	2.84	1.83	1.72	8.37	28.49	Complies

(UNII 2C)

Note 1:

For 802.11ac VHT20

 5720 MHz power limit = $11 + 10 \log(B); 11 + 10 \log(15.43) - (7.51 - 6) = 21.37 \text{ dBm} < 24 \text{ dBm}$, so limit = 21.37 dBm.

Note2:
$$DirectionalGain = 10 \cdot \log \left[\frac{\sum_{j=1}^{N_{SS}} \left\{ \sum_{k=1}^{N_{ANT}} g_{j,k} \right\}^2}{N_{ANT}} \right] = 7.51 \text{ dBi} > 6 \text{ dBi}$$
, So Limit = $24 - (7.51 - 6) = 22.49 \text{ dBm}$.

(UNII 3)

Note1:
$$DirectionalGain = 10 \cdot \log \left[\frac{\sum_{j=1}^{N_{SS}} \left\{ \sum_{k=1}^{N_{ANT}} g_{j,k} \right\}^2}{N_{ANT}} \right] = 7.51 \text{ dBi} > 6 \text{ dBi}$$
, So Limit = $30 - (7.51 - 6) = 28.49 \text{ dBm}$.

Temperature	25°C	Humidity	45%
Test Engineer	Roki Liu	Test Date	Dec. 15, 2015 ~ Dec. 18, 2015
Test Mode	Mode 3: EUT 1 + Set 3 Sector Antenna / 5.5 dBi		

P to M

Mode	Frequency	Conducted Power (dBm)					Max. Limit (dBm)	Result
		Chain 1	Chain 2	Chain 3	Chain 4	Total		
802.11ac MCS0/Nss1 VHT20	5260 MHz	14.91	14.85	15.42	14.81	21.03	21.49	Complies
	5300 MHz	15.12	14.86	15.37	14.71	21.04	21.49	Complies
	5320 MHz	15.37	15.25	15.92	15.22	21.47	21.49	Complies
	5500 MHz	15.39	15.08	15.82	15.33	21.43	21.49	Complies
	5580 MHz	15.15	14.75	15.41	14.68	21.03	21.49	Complies
	5700 MHz	15.31	15.16	14.92	14.47	21.00	21.49	Complies
802.11ac MCS0/Nss1 VHT40	5270 MHz	15.19	15.24	15.43	15.15	21.27	21.49	Complies
	5310 MHz	13.11	12.89	13.49	12.83	19.11	21.49	Complies
	5510 MHz	15.26	14.61	15.45	15.09	21.13	21.49	Complies
	5550 MHz	15.54	14.79	15.42	15.07	21.24	21.49	Complies
	5670 MHz	15.71	15.35	15.47	14.74	21.35	21.49	Complies
802.11ac MCS0/Nss1 VHT80	5290 MHz	11.72	11.61	12.08	11.49	17.75	21.49	Complies
	5530 MHz	11.51	11.39	11.90	11.35	17.56	21.49	Complies
	5610 MHz	15.48	14.96	15.39	14.73	21.17	21.49	Complies

Note: $DirectionalGain = 10 \cdot \log \left[\frac{\sum_{j=1}^{N_{SS}} \left\{ \sum_{k=1}^{N_{ANT}} g_{j,k} \right\}^2}{N_{ANT}} \right] = 8.51 \text{ dBi} > 6 \text{ dBi}$, So Limit = 24 - (8.51 - 6) = 21.49 dBm.

Straddle Channel

Mode	Frequency	Conducted Power (dBm)					Max. Limit (dBm)	Result
		Chain 1	Chain 2	Chain 3	Chain 4	Total		
802.11ac	5720 MHz (UNII 2C)	14.70	14.41	13.99	14.19	20.35	20.40	Complies
MCS0/Nss1 VHT20	5720 MHz (UNII 3)	8.62	8.28	7.63	8.23	14.23	27.49	Complies
802.11ac	5710 MHz (UNII 2C)	15.43	15.49	14.86	15.12	21.25	21.49	Complies
MCS0/Nss1 VHT40	5710 MHz (UNII 3)	3.74	4.12	2.97	3.19	9.55	27.49	Complies
802.11ac	5690 MHz (UNII 2C)	15.71	15.41	15.22	14.78	21.31	21.49	Complies
MCS0/Nss1 VHT80	5690 MHz (UNII 3)	1.83	1.80	0.68	0.74	7.32	27.49	Complies

(UNII 2C)

Note 1:

For 802.11ac VHT20

 5720 MHz power limit = $11 + 10 \log(B)$; $11 + 10 \log(15.52) - (8.51 - 6) = 20.40 \text{ dBm} < 24 \text{ dBm}$, so limit = 20.40 dBm.

Note2:
$$DirectionalGain = 10 \cdot \log \left[\frac{\sum_{j=1}^{N_{SS}} \left\{ \sum_{k=1}^{N_{ANT}} g_{j,k} \right\}^2}{N_{ANT}} \right] = 8.51 \text{ dBi} > 6 \text{ dBi}$$
, So Limit = $24 - (8.51 - 6) = 21.49 \text{ dBm}$.

(UNII 3)

Note1:
$$DirectionalGain = 10 \cdot \log \left[\frac{\sum_{j=1}^{N_{SS}} \left\{ \sum_{k=1}^{N_{ANT}} g_{j,k} \right\}^2}{N_{ANT}} \right] = 8.51 \text{ dBi} > 6 \text{ dBi}$$
, So Limit = $30 - (8.51 - 6) = 27.49 \text{ dBm}$.

Temperature	25°C	Humidity	45%
Test Engineer	Roki Liu	Test Date	Dec. 15, 2015 ~ Dec. 18, 2015
Test Mode	Mode 4: EUT 1 + Set 4 Sector Antenna / 7.5 dBi		

P to M

Mode	Frequency	Conducted Power (dBm)					Max. Limit (dBm)	Result
		Chain 1	Chain 2	Chain 3	Chain 4	Total		
802.11ac MCS0/Nss1 VHT20	5260 MHz	13.19	13.48	13.82	13.13	19.43	19.49	Complies
	5300 MHz	13.17	13.33	13.81	13.26	19.42	19.49	Complies
	5320 MHz	13.25	13.04	13.73	13.18	19.33	19.49	Complies
	5500 MHz	13.24	12.71	13.67	13.30	19.26	19.49	Complies
	5580 MHz	13.28	13.11	13.52	13.24	19.31	19.49	Complies
	5700 MHz	13.35	13.74	13.51	13.21	19.48	19.49	Complies
802.11ac MCS0/Nss1 VHT40	5270 MHz	12.84	13.07	13.33	12.74	19.02	19.49	Complies
	5310 MHz	12.71	12.34	12.92	12.52	18.65	19.49	Complies
	5510 MHz	13.07	12.55	13.26	12.86	18.96	19.49	Complies
	5550 MHz	13.66	14.13	13.12	12.72	19.46	19.49	Complies
	5670 MHz	13.30	13.81	13.06	12.48	19.21	19.49	Complies
802.11ac MCS0/Nss1 VHT80	5290 MHz	9.98	10.63	11.26	10.55	16.65	19.49	Complies
	5530 MHz	9.31	9.07	9.22	8.47	15.05	19.49	Complies
	5610 MHz	13.49	13.09	13.35	12.68	19.18	19.49	Complies

Note: $DirectionalGain = 10 \cdot \log \left[\frac{\sum_{j=1}^{N_{SS}} \left\{ \sum_{k=1}^{N_{ANT}} g_{j,k} \right\}^2}{N_{ANT}} \right] = 10.51 \text{ dBi} > 6 \text{ dBi}$, So Limit = $24 - (10.51 - 6) = 19.49 \text{ dBm}$.

Straddle Channel

Mode	Frequency	Conducted Power (dBm)					Max. Limit (dBm)	Result
		Chain 1	Chain 2	Chain 3	Chain 4	Total		
802.11ac	5720 MHz (UNII 2C)	12.70	12.40	12.26	12.19	18.41	18.42	Complies
MCS0/Nss1 VHT20	5720 MHz (UNII 3)	6.33	6.86	6.56	5.81	12.43	25.49	Complies
802.11ac	5710 MHz (UNII 2C)	13.38	13.50	13.16	13.13	19.32	19.49	Complies
MCS0/Nss1 VHT40	5710 MHz (UNII 3)	1.91	1.28	2.40	1.40	7.79	25.49	Complies
802.11ac	5690 MHz (UNII 2C)	13.61	13.39	13.35	12.63	19.28	19.49	Complies
MCS0/Nss1 VHT80	5690 MHz (UNII 3)	-0.32	-1.28	-0.02	-1.28	5.33	25.49	Complies

(UNII 2C)

For 802.11ac VHT20

5720 MHz power limit = $11 + 10\log(B); 11 + 10\log(15.61) - (10.51 - 6) = 18.42\text{dBm} < 24\text{dBm}$, so limit = 18.42dBm.

Note2:
$$DirectionalGain = 10 \cdot \log \left[\frac{\sum_{j=1}^{N_{SS}} \left\{ \sum_{k=1}^{N_{ANT}} g_{j,k} \right\}^2}{N_{ANT}} \right] = 10.51\text{dBi} > 6\text{dBi}$$
, So Limit = $24 - (10.51 - 6) = 19.49\text{dBm}$.

(UNII 3)

Note1:
$$DirectionalGain = 10 \cdot \log \left[\frac{\sum_{j=1}^{N_{SS}} \left\{ \sum_{k=1}^{N_{ANT}} g_{j,k} \right\}^2}{N_{ANT}} \right] = 10.51\text{dBi} > 6\text{dBi}$$
, So Limit = $30 - (10.51 - 6) = 25.49\text{dBm}$.

Temperature	25°C	Humidity	45%
Test Engineer	Roki Liu	Test Date	Dec. 15, 2015 ~ Dec. 18, 2015
Test Mode	Mode 5: EUT 1 + Set 5 Panel Antenna / 6 dBi		

P to M

Mode	Frequency	Conducted Power (dBm)					Max. Limit (dBm)	Result
		Chain 1	Chain 2	Chain 3	Chain 4	Total		
802.11ac MCS0/Nss1 VHT20	5260 MHz	11.86	11.85	12.33	11.54	17.92	17.98	Complies
	5300 MHz	12.03	11.61	12.24	11.48	17.87	17.98	Complies
	5320 MHz	12.04	11.30	12.10	11.34	17.73	17.98	Complies
	5500 MHz	11.97	11.09	11.94	11.51	17.66	17.98	Complies
	5580 MHz	12.37	11.21	11.91	11.41	17.77	17.98	Complies
	5700 MHz	12.05	11.95	12.01	11.69	17.95	17.98	Complies
802.11ac MCS0/Nss1 VHT40	5270 MHz	11.26	11.78	12.22	11.53	17.73	17.98	Complies
	5310 MHz	11.74	11.57	12.09	11.38	17.72	17.98	Complies
	5510 MHz	11.25	11.02	11.92	11.44	17.44	17.98	Complies
	5550 MHz	11.98	11.70	12.22	11.82	17.95	17.98	Complies
	5670 MHz	11.69	11.87	12.12	11.01	17.71	17.98	Complies
802.11ac MCS0/Nss1 VHT80	5290 MHz	9.98	10.63	11.26	10.55	16.65	17.98	Complies
	5530 MHz	9.81	9.11	9.95	9.17	15.55	17.98	Complies
	5610 MHz	11.68	11.59	12.04	11.44	17.71	17.98	Complies

Note: $DirectionalGain = 10 \cdot \log \left[\frac{\sum_{j=1}^{N_{SS}} \left\{ \sum_{k=1}^{N_{ANT}} g_{j,k} \right\}^2}{N_{ANT}} \right] = 12.02\text{dBi} > 6\text{dBi}$, So Limit = 24-(12.02-6)=17.98dBm.

Straddle Channel

Mode	Frequency	Conducted Power (dBm)					Max. Limit (dBm)	Result
		Chain 1	Chain 2	Chain 3	Chain 4	Total		
802.11ac	5720 MHz (UNII 2C)	11.18	10.78	10.70	10.54	16.83	16.99	Complies
MCS0/Nss1 VHT20	5720 MHz (UNII 3)	4.82	5.17	5.03	4.15	10.83	23.98	Complies
802.11ac	5710 MHz (UNII 2C)	11.89	11.82	11.44	11.32	17.64	17.98	Complies
MCS0/Nss1 VHT40	5710 MHz (UNII 3)	0.39	-0.47	0.70	-0.36	6.11	23.98	Complies
802.11ac	5690 MHz (UNII 2C)	12.11	11.79	11.77	11.04	17.72	17.98	Complies
MCS0/Nss1 VHT80	5690 MHz (UNII 3)	-1.77	-2.81	-1.50	-2.82	3.84	23.98	Complies

(UNII 2C)

Note 1:

For 802.11ac VHT20

5720 MHz power limit = $11 + 10 \log(B)$; $11 + 10 \log(15.87) - (12.02 - 6) = 16.99 \text{ dBm} < 24 \text{ dBm}$, so limit = 16.99 dBm.

Note:
$$DirectionalGain = 10 \cdot \log \left[\frac{\sum_{j=1}^{N_{SS}} \left\{ \sum_{k=1}^{N_{ANT}} g_{j,k} \right\}^2}{N_{ANT}} \right] = 12.02 \text{ dBi} > 6 \text{ dBi}$$
, So Limit = $24 - (12.02 - 6) = 17.98 \text{ dBm}$.

(UNII 3)

Note:
$$DirectionalGain = 10 \cdot \log \left[\frac{\sum_{j=1}^{N_{SS}} \left\{ \sum_{k=1}^{N_{ANT}} g_{j,k} \right\}^2}{N_{ANT}} \right] = 12.02 \text{ dBi} > 6 \text{ dBi}$$
, So Limit = $30 - (12.02 - 6) = 23.98 \text{ dBm}$.

Temperature	25°C	Humidity	45%
Test Engineer	Roki Liu	Test Date	Dec. 15, 2015 ~ Dec. 18, 2015
Test Mode	Mode 6: EUT 1 + Set 7 Sector Antenna / 11.5 dBi		

P to M

Mode	Frequency	Conducted Power (dBm)					Max. Limit (dBm)	Result
		Chain 1	Chain 2	Chain 3	Chain 4	Total		
802.11ac MCS0/Nss1 VHT20	5260 MHz	9.24	9.34	9.97	9.13	15.45	15.49	Complies
	5300 MHz	9.29	9.24	9.92	9.28	15.46	15.49	Complies
	5320 MHz	9.25	8.86	9.82	9.13	15.30	15.49	Complies
	5500 MHz	9.15	8.58	9.79	9.17	15.21	15.49	Complies
	5580 MHz	9.29	8.91	9.57	9.06	15.24	15.49	Complies
	5700 MHz	9.45	9.77	9.41	8.92	15.42	15.49	Complies
802.11ac MCS0/Nss1 VHT40	5270 MHz	9.16	9.27	9.72	9.22	15.37	15.49	Complies
	5310 MHz	9.23	9.12	9.71	9.04	15.30	15.49	Complies
	5510 MHz	9.47	8.94	9.74	9.33	15.40	15.49	Complies
	5550 MHz	9.63	9.11	9.78	9.26	15.47	15.49	Complies
	5670 MHz	9.57	9.46	9.44	8.55	15.29	15.49	Complies
802.11ac MCS0/Nss1 VHT80	5290 MHz	7.43	7.87	8.53	7.88	13.97	15.49	Complies
	5530 MHz	7.64	7.38	7.95	7.54	13.65	15.49	Complies
	5610 MHz	8.98	8.49	8.68	8.12	14.60	15.49	Complies

Note: $DirectionalGain = 10 \cdot \log \left[\frac{\sum_{j=1}^{N_{SS}} \left\{ \sum_{k=1}^{N_{ANT}} g_{j,k} \right\}^2}{N_{ANT}} \right] = 14.51 \text{ dBi} > 6 \text{ dBi}$, So Limit = $24 - (14.51 - 6) = 15.49 \text{ dBm}$.

Straddle Channel

Mode	Frequency	Conducted Power (dBm)					Max. Limit (dBm)	Result
		Chain 1	Chain 2	Chain 3	Chain 4	Total		
802.11ac	5720 MHz (UNII 2C)	8.51	8.91	8.04	8.03	14.41	14.52	Complies
MCS0/Nss1 VHT20	5720 MHz (UNII 3)	2.63	3.03	2.36	1.61	8.46	21.49	Complies
802.11ac	5710 MHz (UNII 2C)	9.64	9.68	9.07	9.15	15.41	15.49	Complies
MCS0/Nss1 VHT40	5710 MHz (UNII 3)	-2.01	-2.76	-1.64	-2.76	3.76	21.49	Complies
802.11ac	5690 MHz (UNII 2C)	9.82	9.46	9.48	8.80	15.43	15.49	Complies
MCS0/Nss1 VHT80	5690 MHz (UNII 3)	-4.03	-5.21	-3.83	-5.14	1.51	21.49	Complies

(UNII 2C)

For 802.11ac VHT20

5720 MHz power limit = $11 + 10 \log(B)$; $11 + 10 \log(15.96) - (14.51 - 6) = 14.52 \text{ dBm} < 24 \text{ dBm}$, so limit = 14.52 dBm.

Note2: $DirectionalGain = 10 \cdot \log \left[\frac{\sum_{j=1}^{N_{SS}} \left\{ \sum_{k=1}^{N_{ANT}} g_{j,k} \right\}^2}{N_{ANT}} \right] = 14.51 \text{ dBi} > 6 \text{ dBi}$, So Limit = $24 - (14.51 - 6) = 15.49 \text{ dBm}$.

(UNII 3)

Note2: $DirectionalGain = 10 \cdot \log \left[\frac{\sum_{j=1}^{N_{SS}} \left\{ \sum_{k=1}^{N_{ANT}} g_{j,k} \right\}^2}{N_{ANT}} \right] = 14.51 \text{ dBi} > 6 \text{ dBi}$, So Limit = $30 - (14.51 - 6) = 21.49 \text{ dBm}$.

Temperature	25°C	Humidity	45%
Test Engineer	Roki Liu	Test Date	Dec. 15, 2015 ~ Dec. 18, 2015
Test Mode	Mode 7: EUT 1 + Set 8 Sector Antenna / 12 dBi		

P to M

Mode	Frequency	Conducted Power (dBm)					Max. Limit (dBm)	Result
		Chain 1	Chain 2	Chain 3	Chain 4	Total		
802.11ac MCS0/Nss1 VHT20	5260 MHz	8.75	8.81	9.53	8.67	14.97	14.99	Complies
	5300 MHz	8.68	8.73	9.44	8.76	14.93	14.99	Complies
	5320 MHz	8.76	8.27	9.35	8.59	14.78	14.99	Complies
	5500 MHz	8.61	8.08	9.35	8.71	14.73	14.99	Complies
	5580 MHz	8.74	8.36	9.14	8.57	14.73	14.99	Complies
	5700 MHz	8.80	9.25	8.97	8.59	14.93	14.99	Complies
802.11ac MCS0/Nss1 VHT40	5270 MHz	8.67	8.82	9.21	8.64	14.86	14.99	Complies
	5310 MHz	8.66	8.57	9.17	8.62	14.78	14.99	Complies
	5510 MHz	9.22	8.56	9.03	8.82	14.94	14.99	Complies
	5550 MHz	9.31	8.48	9.15	8.80	14.97	14.99	Complies
	5670 MHz	9.06	8.91	8.88	7.95	14.74	14.99	Complies
802.11ac MCS0/Nss1 VHT80	5290 MHz	6.96	7.25	7.95	7.39	13.42	14.99	Complies
	5530 MHz	7.09	6.85	7.23	6.97	13.06	14.99	Complies
	5610 MHz	8.98	8.49	8.68	8.12	14.60	14.99	Complies

Note: $DirectionalGain = 10 \cdot \log \left[\frac{\sum_{j=1}^{N_{SS}} \left\{ \sum_{k=1}^{N_{ANT}} g_{j,k} \right\}^2}{N_{ANT}} \right] = 15.01 \text{ dBi} > 6 \text{ dBi}$, So Limit = $24 - (15.01 - 6) = 14.99 \text{ dBm}$.

Straddle Channel

Mode	Frequency	Conducted Power (dBm)					Max. Limit (dBm)	Result
		Chain 1	Chain 2	Chain 3	Chain 4	Total		
802.11ac	5720 MHz (UNII 2C)	7.88	8.21	7.45	7.38	13.76	14.04	Complies
MCS0/Nss1 VHT20	5720 MHz (UNII 3)	1.83	2.28	1.66	1.15	7.77	20.99	Complies
802.11ac	5710 MHz (UNII 2C)	8.84	8.87	8.33	8.07	14.56	14.99	Complies
MCS0/Nss1 VHT40	5710 MHz (UNII 3)	-2.75	-2.57	-3.51	-3.60	2.94	20.99	Complies
802.11ac	5690 MHz (UNII 2C)	8.76	9.05	8.08	8.58	14.65	14.99	Complies
MCS0/Nss1 VHT80	5690 MHz (UNII 3)	-4.79	-4.60	-5.87	-5.78	0.80	20.99	Complies

(UNII 2C)

Note1:

For 802.11ac VHT20

 5720 MHz power limit = $11 + 10 \log(B)$; $11 + 10 \log(16.04) - (15.01 - 6) = 14.04 \text{ dBm} < 24 \text{ dBm}$, so limit = 14.04 dBm.

Note2:
$$DirectionalGain = 10 \cdot \log \left[\frac{\sum_{j=1}^{N_{SS}} \left\{ \sum_{k=1}^{N_{ANT}} g_{j,k} \right\}^2}{N_{ANT}} \right] = 15.01 \text{ dBi} > 6 \text{ dBi}$$
, So Limit = $24 - (15.01 - 6) = 14.99 \text{ dBm}$.

(UNII 3)

Note1:
$$DirectionalGain = 10 \cdot \log \left[\frac{\sum_{j=1}^{N_{SS}} \left\{ \sum_{k=1}^{N_{ANT}} g_{j,k} \right\}^2}{N_{ANT}} \right] = 15.01 \text{ dBi} > 6 \text{ dBi}$$
, So Limit = $30 - (15.01 - 6) = 20.99 \text{ dBm}$.

Temperature	25°C	Humidity	45%
Test Engineer	Roki Liu	Test Date	Dec. 15, 2015 ~ Dec. 18, 2015
Test Mode	Mode 8: EUT 1 + Set 9 Sector Antenna / 4 dBi		

P to M

Mode	Frequency	Conducted Power (dBm)					Max. Limit (dBm)	Result
		Chain 1	Chain 2	Chain 3	Chain 4	Total		
802.11ac MCS0/Nss1 VHT20	5260 MHz	16.54	16.45	16.97	16.27	22.59	22.99	Complies
	5300 MHz	16.69	16.31	16.92	16.26	22.57	22.99	Complies
	5320 MHz	16.78	16.13	16.81	16.22	22.52	22.99	Complies
	5500 MHz	16.88	15.88	16.84	16.29	22.51	22.99	Complies
	5580 MHz	17.07	15.98	16.78	16.27	22.57	22.99	Complies
	5700 MHz	15.89	16.27	16.26	15.73	22.06	22.99	Complies
802.11ac MCS0/Nss1 VHT40	5270 MHz	16.59	16.58	16.61	16.25	22.53	22.99	Complies
	5310 MHz	13.79	13.42	14.05	13.51	19.72	22.99	Complies
	5510 MHz	13.93	13.68	14.49	14.02	20.06	22.99	Complies
	5550 MHz	17.26	16.63	17.10	16.59	22.93	22.99	Complies
	5670 MHz	16.86	16.69	16.76	15.78	22.56	22.99	Complies
802.11ac MCS0/Nss1 VHT80	5290 MHz	10.81	11.15	11.82	11.07	17.25	22.99	Complies
	5530 MHz	9.99	9.69	10.59	9.86	16.07	22.99	Complies
	5610 MHz	16.61	16.78	17.24	16.51	22.81	22.99	Complies

Note: $DirectionalGain = 10 \cdot \log \left[\frac{\sum_{j=1}^{N_{SS}} \left\{ \sum_{k=1}^{N_{ANT}} g_{j,k} \right\}^2}{N_{ANT}} \right] = 7.01 \text{ dBi} > 6 \text{ dBi}$, So Limit = 24 - (7.01 - 6) = 22.99 dBm.

Straddle Channel

Mode	Frequency	Conducted Power (dBm)					Max. Limit (dBm)	Result
		Chain 1	Chain 2	Chain 3	Chain 4	Total		
802.11ac	5720 MHz (UNII 2C)	15.57	15.37	15.22	15.20	21.36	21.87	Complies
MCS0/Nss1 VHT20	5720 MHz (UNII 3)	9.76	9.67	9.27	8.83	15.42	28.99	Complies
802.11ac	5710 MHz (UNII 2C)	16.89	17.03	16.67	16.61	22.82	22.99	Complies
MCS0/Nss1 VHT40	5710 MHz (UNII 3)	5.22	5.81	4.68	4.50	11.10	28.99	Complies
802.11ac	5690 MHz (UNII 2C)	16.77	16.50	16.42	15.85	22.42	22.99	Complies
MCS0/Nss1 VHT80	5690 MHz (UNII 3)	2.87	2.84	1.83	1.72	8.37	28.99	Complies

(UNII 2C)

Note 1:

For 802.11ac VHT20

 5720 MHz power limit = $11 + 10 \log(B)$; $11 + 10 \log(15.43) - (7.01 - 6) = 21.87 \text{ dBm} < 24 \text{ dBm}$, so limit = 21.87 dBm.

Note2:
$$DirectionalGain = 10 \cdot \log \left[\frac{\sum_{j=1}^{N_{SS}} \left\{ \sum_{k=1}^{N_{ANT}} g_{j,k} \right\}^2}{N_{ANT}} \right] = 7.01 \text{ dBi} > 6 \text{ dBi}$$
, So Limit = $24 - (7.01 - 6) = 22.99 \text{ dBm}$.

(UNII 3)

Note1:
$$DirectionalGain = 10 \cdot \log \left[\frac{\sum_{j=1}^{N_{SS}} \left\{ \sum_{k=1}^{N_{ANT}} g_{j,k} \right\}^2}{N_{ANT}} \right] = 7.01 \text{ dBi} > 6 \text{ dBi}$$
, So Limit = $30 - (7.01 - 6) = 28.99 \text{ dBm}$.

Temperature	25°C	Humidity	45%
Test Engineer	Roki Liu	Test Date	Dec. 19, 2015 ~ Dec. 20, 2015
Test Mode	Mode 9: EUT 1 + Set 10 Panel Antenna / 23 dBi		

P to P

Mode	Frequency	Conducted Power (dBm)					Max. Limit (dBm)	Result
		Chain 1	Chain 2	Chain 3	Chain 4	Total		
802.11ac MCS0/Nss1 VHT20	5260 MHz	-2.32	-2.55	-2.14	-2.66	3.61	3.99	Complies
	5300 MHz	-2.19	-2.65	-1.83	-2.57	3.72	3.99	Complies
	5320 MHz	-1.94	-2.84	-2.23	-2.62	3.63	3.99	Complies
	5500 MHz	-2.21	-3.02	-2.02	-2.43	3.62	3.99	Complies
	5580 MHz	-1.64	-2.98	-2.16	-2.81	3.66	3.99	Complies
	5700 MHz	-1.83	-2.33	-2.34	-2.67	3.74	3.99	Complies
802.11ac MCS0/Nss1 VHT40	5270 MHz	-2.31	-2.68	-1.78	-2.23	3.78	3.99	Complies
	5310 MHz	-2.15	-2.57	-1.74	-2.32	3.84	3.99	Complies
	5510 MHz	-1.96	-2.45	-1.81	-2.19	3.92	3.99	Complies
	5550 MHz	-1.87	-2.89	-2.25	-2.68	3.62	3.99	Complies
	5670 MHz	-1.76	-2.58	-2.27	-2.84	3.68	3.99	Complies
802.11ac MCS0/Nss1 VHT80	5290 MHz	-2.14	-2.73	-1.67	-2.37	3.81	3.99	Complies
	5530 MHz	-2.53	-2.78	-1.95	-2.42	3.61	3.99	Complies
	5610 MHz	-1.88	-2.56	-2.34	-2.67	3.67	3.99	Complies

Note: $DirectionalGain = 10 \cdot \log \left[\frac{\sum_{j=1}^{N_{SS}} \left\{ \sum_{k=1}^{N_{ANT}} g_{j,k} \right\}^2}{N_{ANT}} \right] = 26.01 \text{ dBi} > 6 \text{ dBi}$, So Limit = 24-(26.01-6)=3.99dBm.

Straddle Channel

Mode	Frequency	Conducted Power (dBm)					Max. Limit (dBm)	Result
		Chain 1	Chain 2	Chain 3	Chain 4	Total		
802.11ac	5720 MHz (UNII 2C)	-3.98	-2.91	-3.45	-3.53	2.57	2.62	Complies
MCS0/Nss1 VHT20	5720 MHz (UNII 3)	-9.06	-8.95	-8.70	-10.05	-3.14	30.00	Complies
802.11ac	5710 MHz (UNII 2C)	-2.86	-1.99	-2.23	-2.60	3.61	3.99	Complies
MCS0/Nss1 VHT40	5710 MHz (UNII 3)	-13.23	-12.88	-12.50	-12.84	-6.83	30.00	Complies
802.11ac	5690 MHz (UNII 2C)	-2.51	-1.72	-2.37	-2.73	3.70	3.99	Complies
MCS0/Nss1 VHT80	5690 MHz (UNII 3)	-15.93	-14.95	-15.45	-15.43	-9.41	30.00	Complies

(UNII 2C)

Note 1:

For 802.11ac VHT20

 5720 MHz power limit = $11 + 10 \log(B)$; $11 + 10 \log(14.57) - (26.01 - 6) = 2.62 \text{ dBm} < 24 \text{ dBm}$, so limit = 2.62 dBm.

Note2: $DirectionalGain = 10 \cdot \log \left[\frac{\sum_{j=1}^{N_{SS}} \left\{ \sum_{k=1}^{N_{ANT}} g_{j,k} \right\}^2}{N_{ANT}} \right] = 26.01 \text{ dBi} > 6 \text{ dBi}$, So Limit = $24 - (26.01 - 6) = 3.99 \text{ dBm}$.

Temperature	25°C	Humidity	45%
Test Engineer	Roki Liu	Test Date	Dec. 15, 2015 ~ Dec. 18, 2015
Test Mode	Mode 10: EUT 1 + Set 11 Omni Antenna / 6 dBi		

P to M

Mode	Frequency	Conducted Power (dBm)					Max. Limit (dBm)	Result
		Chain 1	Chain 2	Chain 3	Chain 4	Total		
802.11ac MCS0/Nss1 VHT20	5260 MHz	11.86	11.85	12.33	11.54	17.92	17.98	Complies
	5300 MHz	12.03	11.61	12.24	11.48	17.87	17.98	Complies
	5320 MHz	12.04	11.30	12.10	11.34	17.73	17.98	Complies
	5500 MHz	11.97	11.09	11.94	11.51	17.66	17.98	Complies
	5580 MHz	12.37	11.21	11.91	11.41	17.77	17.98	Complies
	5700 MHz	12.15	11.95	12.01	11.69	17.97	17.98	Complies
802.11ac MCS0/Nss1 VHT40	5270 MHz	11.26	11.78	12.22	11.53	17.73	17.98	Complies
	5310 MHz	10.41	10.18	10.49	9.89	16.27	17.98	Complies
	5510 MHz	11.25	11.02	11.92	11.44	17.44	17.98	Complies
	5550 MHz	11.98	11.70	12.28	11.82	17.97	17.98	Complies
	5670 MHz	11.69	11.87	12.12	11.01	17.71	17.98	Complies
802.11ac MCS0/Nss1 VHT80	5290 MHz	6.47	6.41	7.04	6.29	12.58	17.98	Complies
	5530 MHz	6.27	6.20	6.35	5.91	12.21	17.98	Complies
	5610 MHz	11.68	11.59	12.04	11.44	17.71	17.98	Complies

Note: $DirectionalGain = 10 \cdot \log \left[\frac{\sum_{j=1}^{N_{SS}} \left\{ \sum_{k=1}^{N_{ANT}} g_{j,k} \right\}^2}{N_{ANT}} \right] = 12.02\text{dBi} > 6\text{dBi}$, So Limit = $24 - (12.02 - 6) = 17.98\text{dBm}$.

Straddle Channel

Mode	Frequency	Conducted Power (dBm)					Max. Limit (dBm)	Result
		Chain 1	Chain 2	Chain 3	Chain 4	Total		
802.11ac	5720 MHz (UNII 2C)	11.18	10.78	10.70	10.54	16.83	16.99	Complies
MCS0/Nss1 VHT20	5720 MHz (UNII 3)	4.82	5.17	5.03	4.15	10.83	23.98	Complies
802.11ac	5710 MHz (UNII 2C)	11.89	11.82	11.44	11.32	17.64	17.98	Complies
MCS0/Nss1 VHT40	5710 MHz (UNII 3)	0.39	-0.47	0.70	-0.36	6.11	23.98	Complies
802.11ac	5690 MHz (UNII 2C)	12.11	11.79	11.77	11.04	17.72	17.98	Complies
MCS0/Nss1 VHT80	5690 MHz (UNII 3)	-1.77	-2.81	-1.50	-2.82	3.84	23.98	Complies

(UNII 2C)

Note 1:

For 802.11ac VHT20

5720 MHz power limit = $11 + 10 \log(B)$; $11 + 10 \log(15.87) - (12.02 - 6) = 16.99 \text{ dBm} < 24 \text{ dBm}$, so limit = 16.99 dBm.

Note2:
$$DirectionalGain = 10 \cdot \log \left[\frac{\sum_{j=1}^{N_{SS}} \left\{ \sum_{k=1}^{N_{ANT}} g_{j,k} \right\}^2}{N_{ANT}} \right] = 12.02 \text{ dBi} > 6 \text{ dBi}$$
, So Limit = $24 - (12.02 - 6) = 17.98 \text{ dBm}$.

(UNII 3)

Note1:
$$DirectionalGain = 10 \cdot \log \left[\frac{\sum_{j=1}^{N_{SS}} \left\{ \sum_{k=1}^{N_{ANT}} g_{j,k} \right\}^2}{N_{ANT}} \right] = 12.02 \text{ dBi} > 6 \text{ dBi}$$
, So Limit = $30 - (12.02 - 6) = 23.98 \text{ dBm}$.

Temperature	25°C	Humidity	45%
Test Engineer	Roki Liu	Test Date	Dec. 21, 2015
Test Mode	Mode 11: EUT 2 + Set 12 PIFA Antenna / Chain1:5.96 dBi, Chain2:5.97 dBi, Chain3:6.25 dBi, Chain4:6.08 dBi		

P to M

Mode	Frequency	Conducted Power (dBm)					Max. Limit (dBm)	Result
		Chain 1	Chain 2	Chain 3	Chain 4	Total		
802.11ac MCS0/Nss1 VHT20	5260 MHz	11.12	11.21	11.41	12.28	17.55	17.91	Complies
	5300 MHz	11.16	11.15	11.63	12.12	17.55	17.91	Complies
	5320 MHz	11.22	11.21	11.82	12.05	17.61	17.91	Complies
	5500 MHz	11.79	11.67	11.82	12.22	17.90	17.91	Complies
	5580 MHz	11.68	11.68	11.93	11.21	17.65	17.91	Complies
	5700 MHz	11.35	11.56	11.95	12.51	17.89	17.91	Complies
802.11ac MCS0/Nss1 VHT40	5270 MHz	11.79	11.41	12.35	11.58	17.82	17.91	Complies
	5310 MHz	11.76	11.34	12.46	11.47	17.80	17.91	Complies
	5510 MHz	11.39	11.16	12.52	11.25	17.64	17.91	Complies
	5550 MHz	11.34	11.19	12.87	11.54	17.81	17.91	Complies
	5670 MHz	11.47	11.05	12.85	11.81	17.87	17.91	Complies
802.11ac MCS0/Nss1 VHT80	5290 MHz	11.16	11.43	11.75	11.38	17.46	17.91	Complies
	5530 MHz	10.64	10.55	10.61	11.11	16.75	17.91	Complies
	5610 MHz	11.45	11.24	11.68	12.37	17.73	17.91	Complies

Note: $DirectionalGain = 10 \cdot \log \left[\frac{\sum_{j=1}^{N_{SS}} \left\{ \sum_{k=1}^{N_{ANT}} g_{j,k} \right\}^2}{N_{ANT}} \right] = 12.09\text{dBi} > 6\text{dBi}$, So Limit = $24 - (12.09 - 6) = 17.91\text{dBm}$.

Straddle Channel

Mode	Frequency	Conducted Power (dBm)					Max. Limit (dBm)	Result
		Chain 1	Chain 2	Chain 3	Chain 4	Total		
802.11ac	5720 MHz (UNII 2C)	11.58	10.51	11.01	10.17	16.87	16.94	Complies
MCS0/Nss1 VHT20	5720 MHz (UNII 3)	4.79	4.28	4.60	4.25	10.51	23.91	Complies
802.11ac	5710 MHz (UNII 2C)	12.81	11.26	11.38	11.70	17.85	17.91	Complies
MCS0/Nss1 VHT40	5710 MHz (UNII 3)	1.94	0.18	0.28	0.44	6.79	23.91	Complies
802.11ac	5690 MHz (UNII 2C)	12.50	11.04	10.74	11.51	17.52	17.91	Complies
MCS0/Nss1 VHT80	5690 MHz (UNII 3)	-0.34	-2.20	-2.31	-2.11	4.36	23.91	Complies

(UNII 2C)

Note 1:

For 802.11ac VHT20

5720 MHz power limit = $11 + 10 \log(B)$; $11 + 10 \log(15.96) - (12.09 - 6) = 16.94 \text{ dBm} < 24 \text{ dBm}$, so limit = 16.94 dBm.

Note2:
$$DirectionalGain = 10 \cdot \log \left[\frac{\sum_{j=1}^{N_{SS}} \left\{ \sum_{k=1}^{N_{ANT}} g_{j,k} \right\}^2}{N_{ANT}} \right] = 12.09 \text{ dBi} > 6 \text{ dBi}$$
, So Limit = $24 - (12.09 - 6) = 17.91 \text{ dBm}$.

(UNII 3)

Note1:
$$DirectionalGain = 10 \cdot \log \left[\frac{\sum_{j=1}^{N_{SS}} \left\{ \sum_{k=1}^{N_{ANT}} g_{j,k} \right\}^2}{N_{ANT}} \right] = 12.09 \text{ dBi} > 6 \text{ dBi}$$
, So Limit = $30 - (12.09 - 6) = 23.91 \text{ dBm}$.

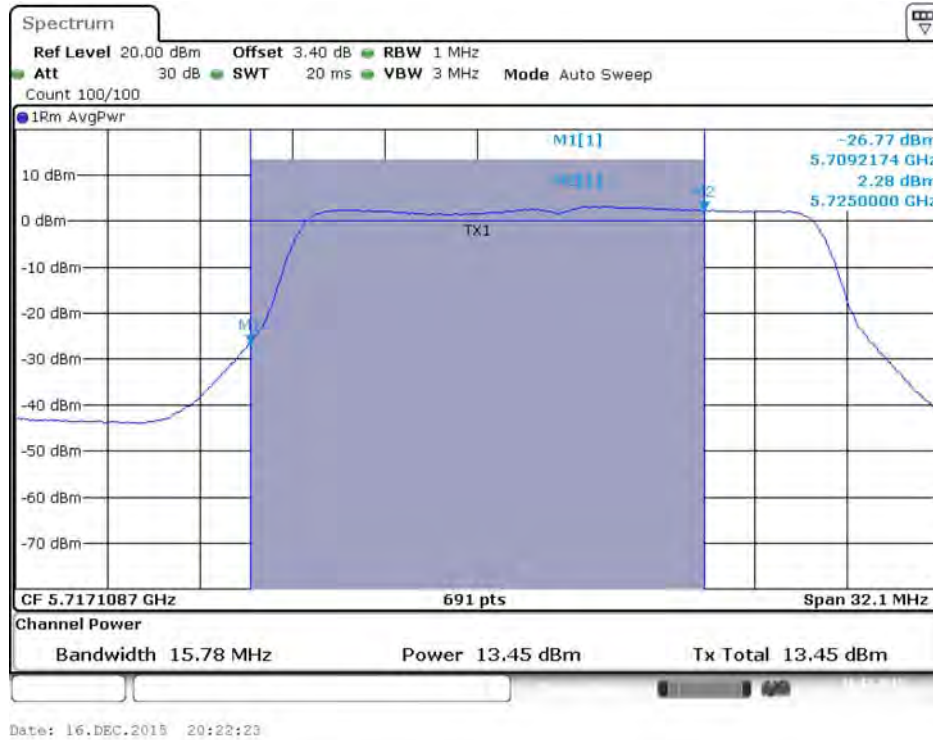
Note: All the test values were listed in the report.

For plots, only the channel with worse result was shown.

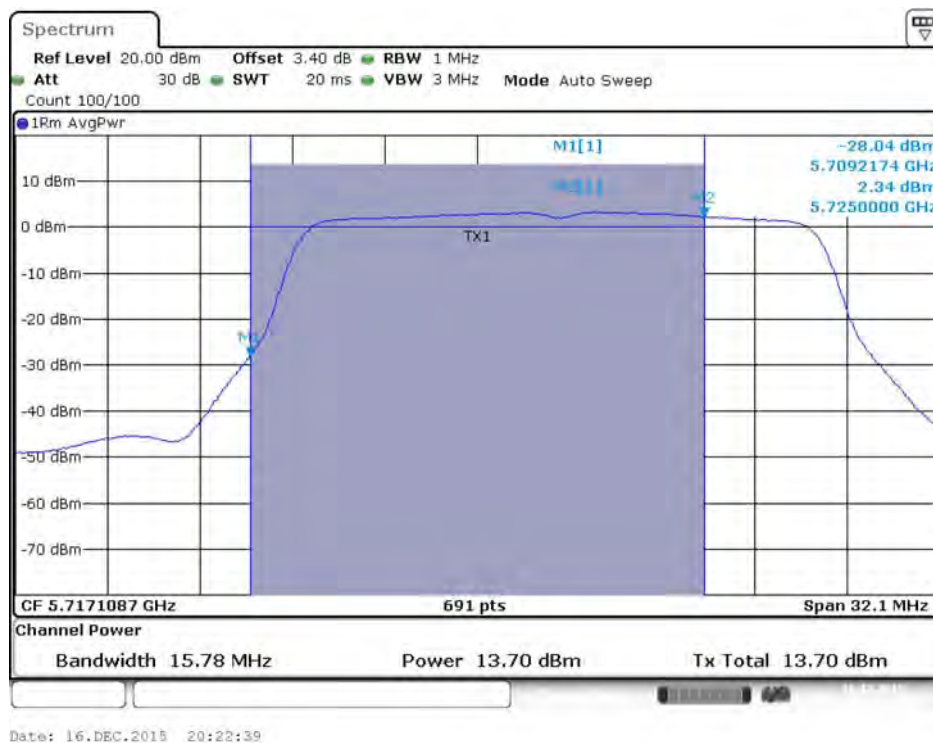
Straddle Channel

Mode 1: EUT 1 + Set 1 Sector Antenna / 6.5 dBi

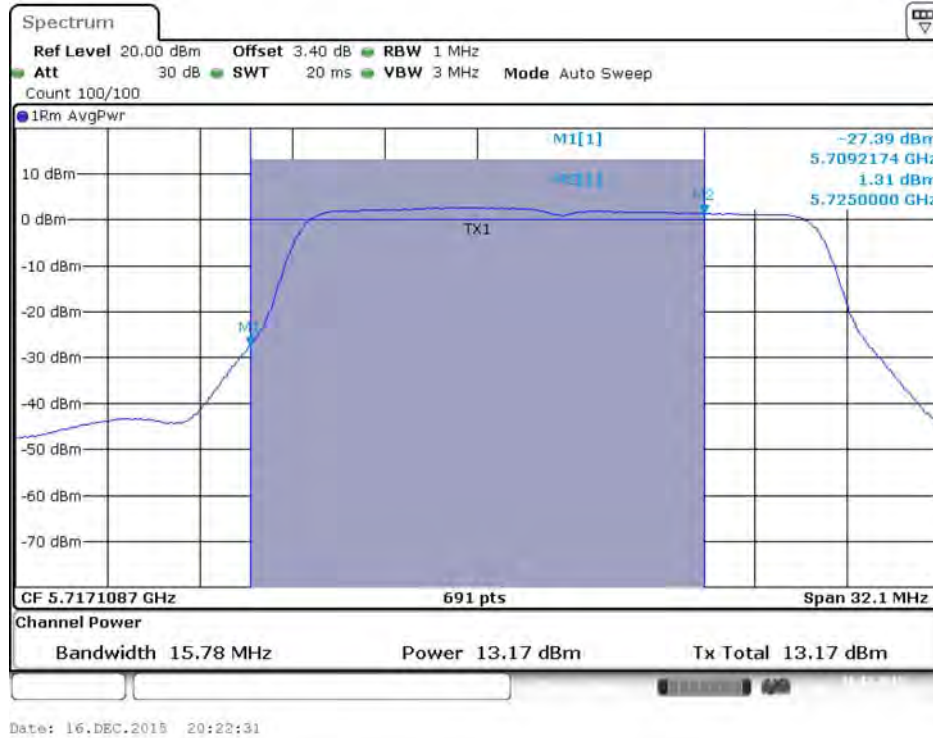
Conducted Output Power Plot on Configuration IEEE 802.11ac MCS0/Nss1 VHT20 / Chain 1 / 5720 MHz (UNII 2C)



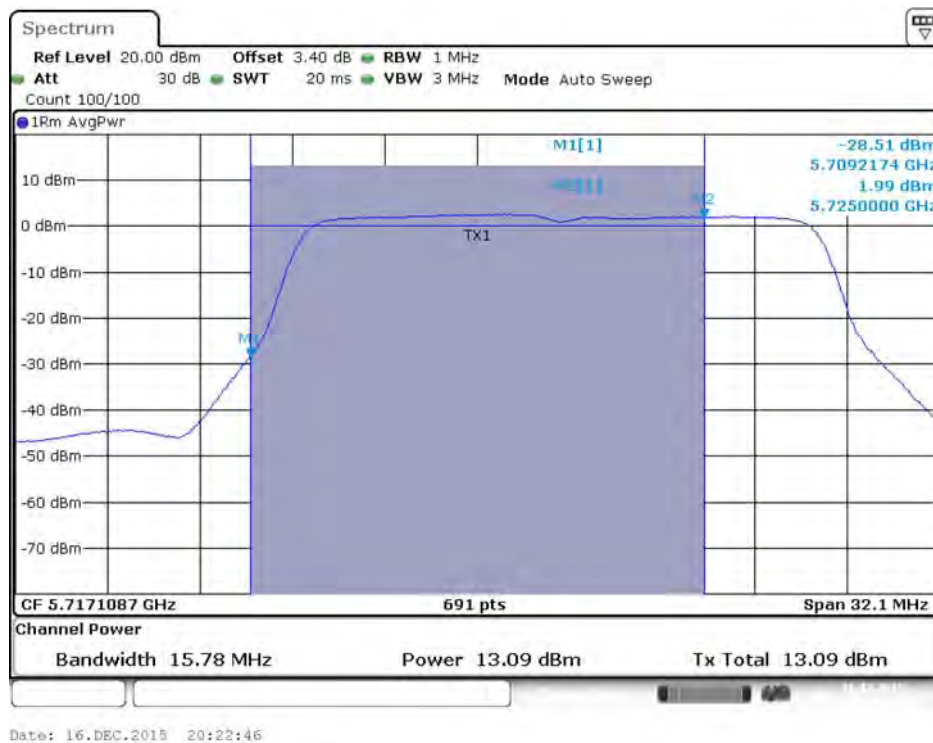
Conducted Output Power Plot on Configuration IEEE 802.11ac MCS0/Nss1 VHT20 / Chain 2 / 5720 MHz (UNII 2C)



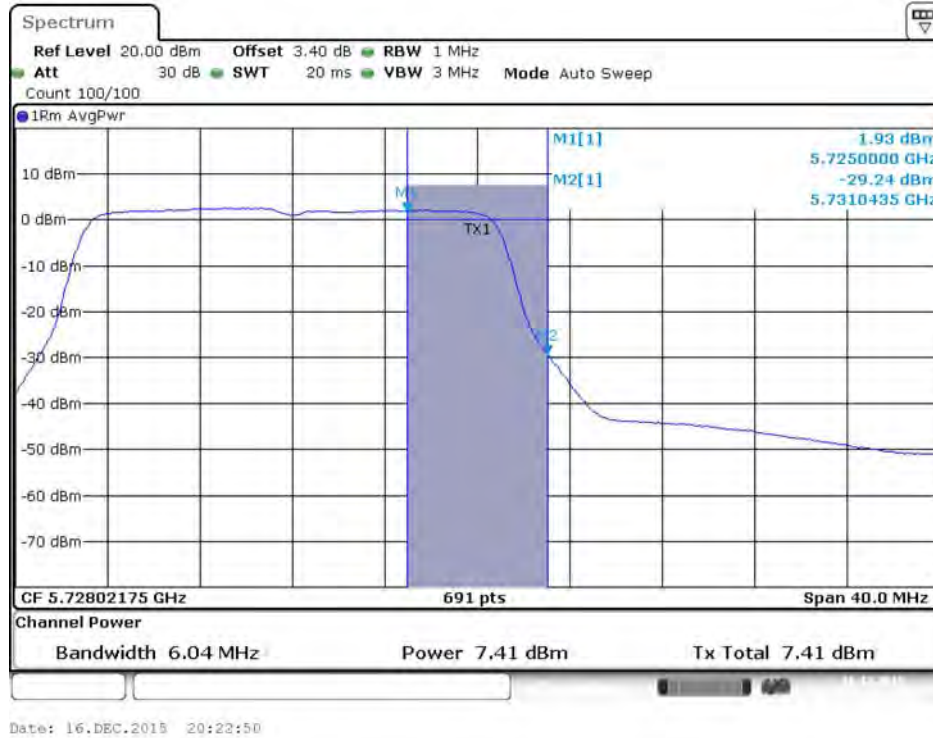
Conducted Output Power Plot on Configuration IEEE 802.11ac MCS0/Nss1 VHT20 / Chain 3 / 5720 MHz (UNII 2C)



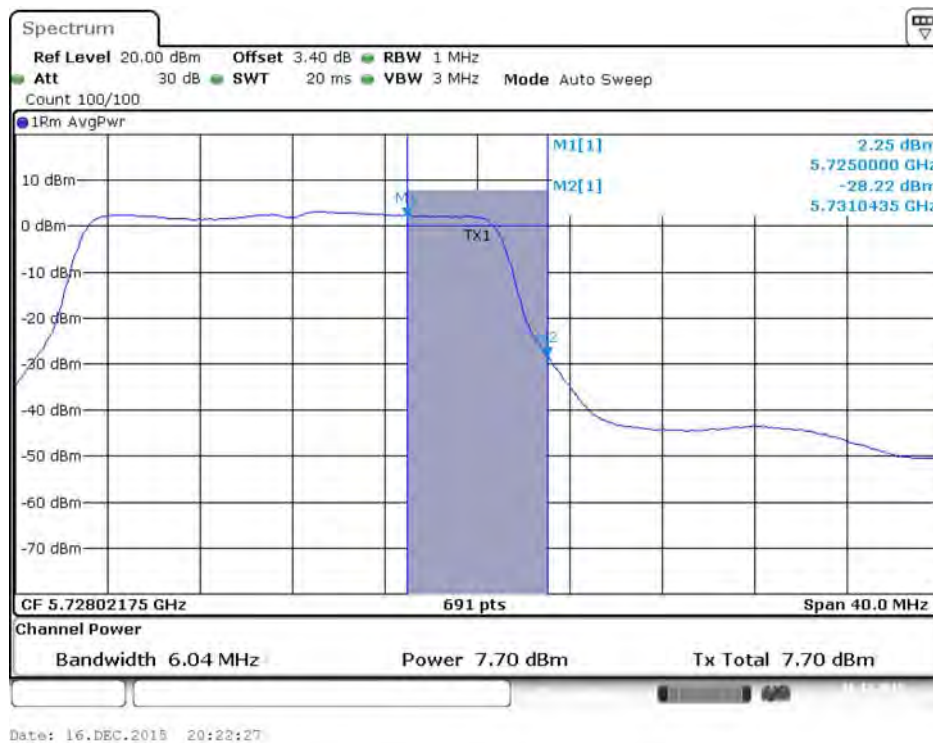
Conducted Output Power Plot on Configuration IEEE 802.11ac MCS0/Nss1 VHT20 / Chain 4 / 5720 MHz (UNII 2C)



Conducted Output Power Plot on Configuration IEEE 802.11ac MCS0/Nss1 VHT20 / Chain 1 / 5720 MHz (UNII 3)



Conducted Output Power Plot on Configuration IEEE 802.11ac MCS0/Nss1 VHT20 / Chain 2 / 5720 MHz (UNII 3)



Conducted Output Power Plot on Configuration IEEE 802.11ac MCS0/Nss1 VHT20 / Chain 3 / 5720 MHz (UNII 3)



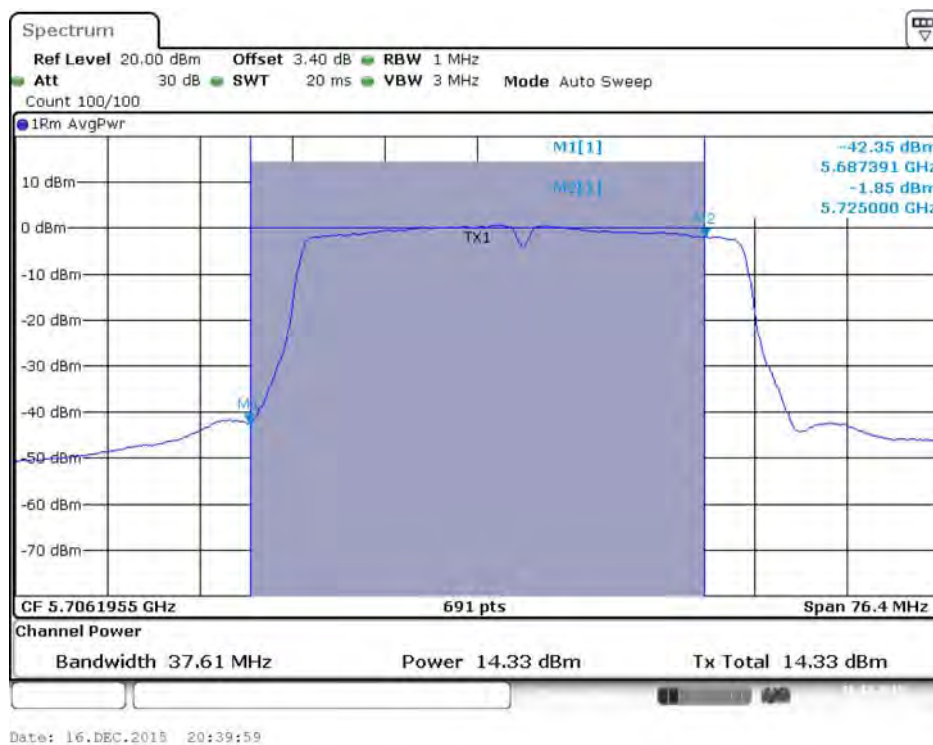
Conducted Output Power Plot on Configuration IEEE 802.11ac MCS0/Nss1 VHT20 / Chain 4 / 5720 MHz (UNII 3)



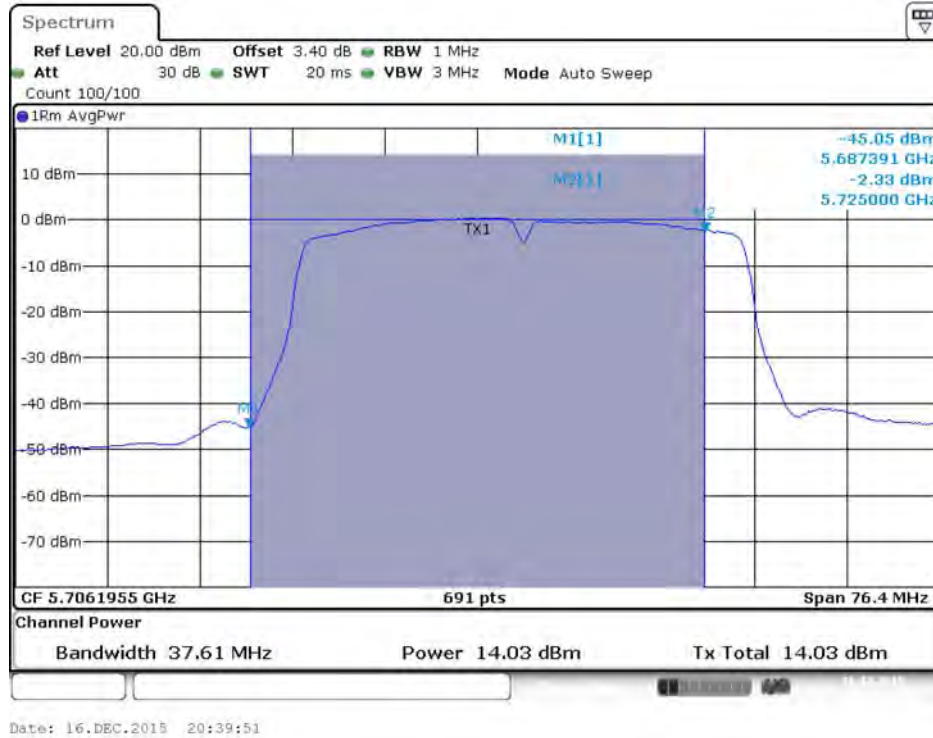
Conducted Output Power Plot on Configuration IEEE 802.11ac MCS0/Nss1 VHT40 / Chain 1 / 5710 MHz (UNII 2C)



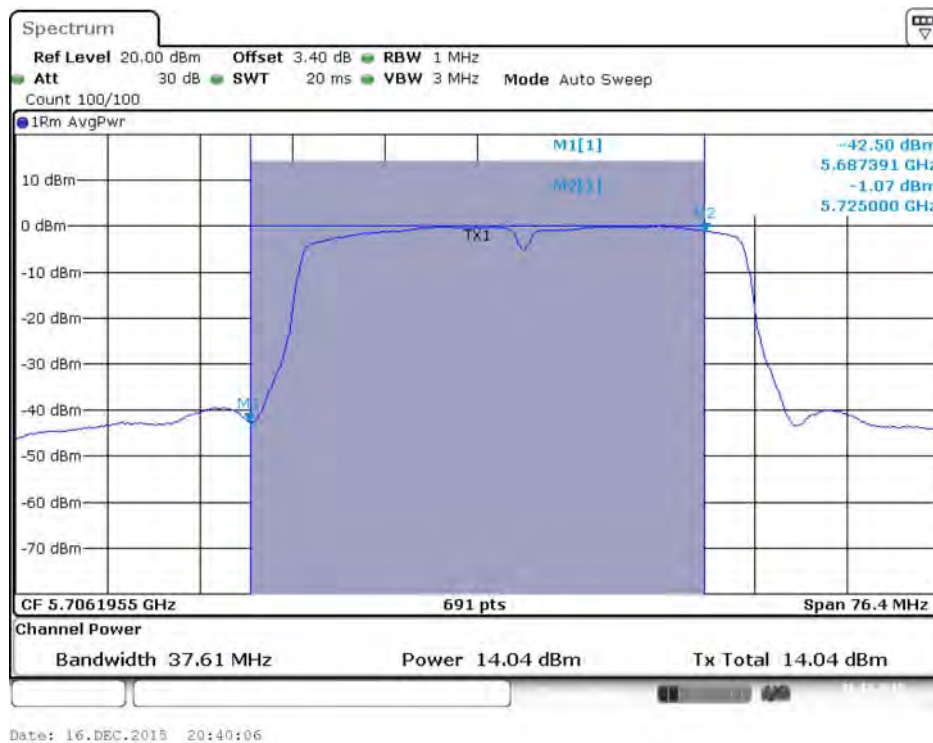
Conducted Output Power Plot on Configuration IEEE 802.11ac MCS0/Nss1 VHT40 / Chain 2 / 5710 MHz (UNII 2C)



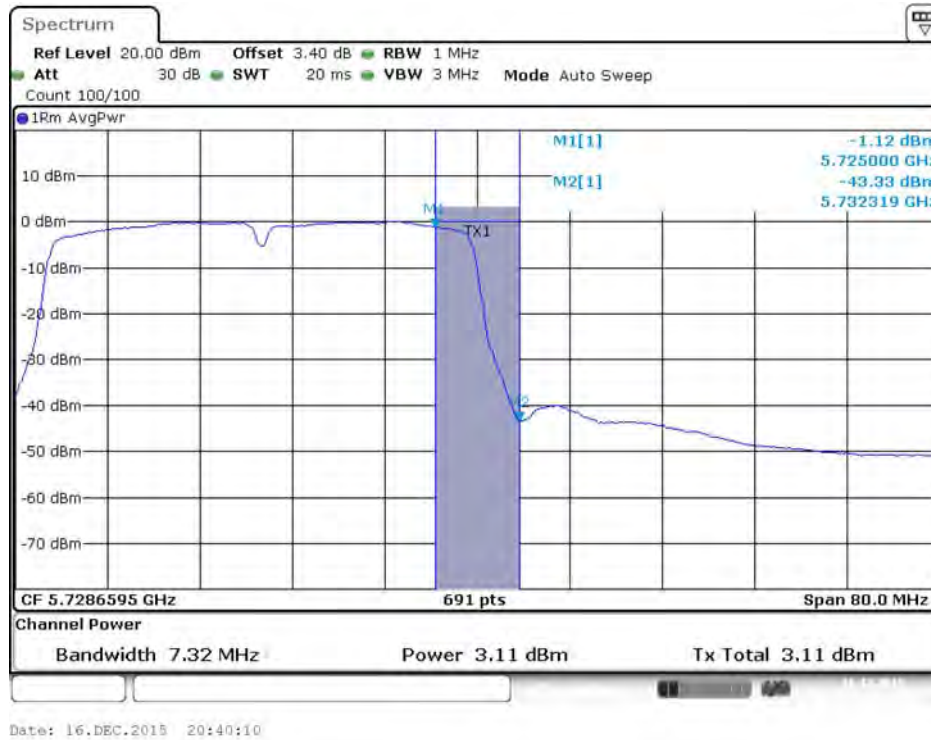
Conducted Output Power Plot on Configuration IEEE 802.11ac MCS0/Nss1 VHT40 / Chain 3 / 5710 MHz (UNII 2C)



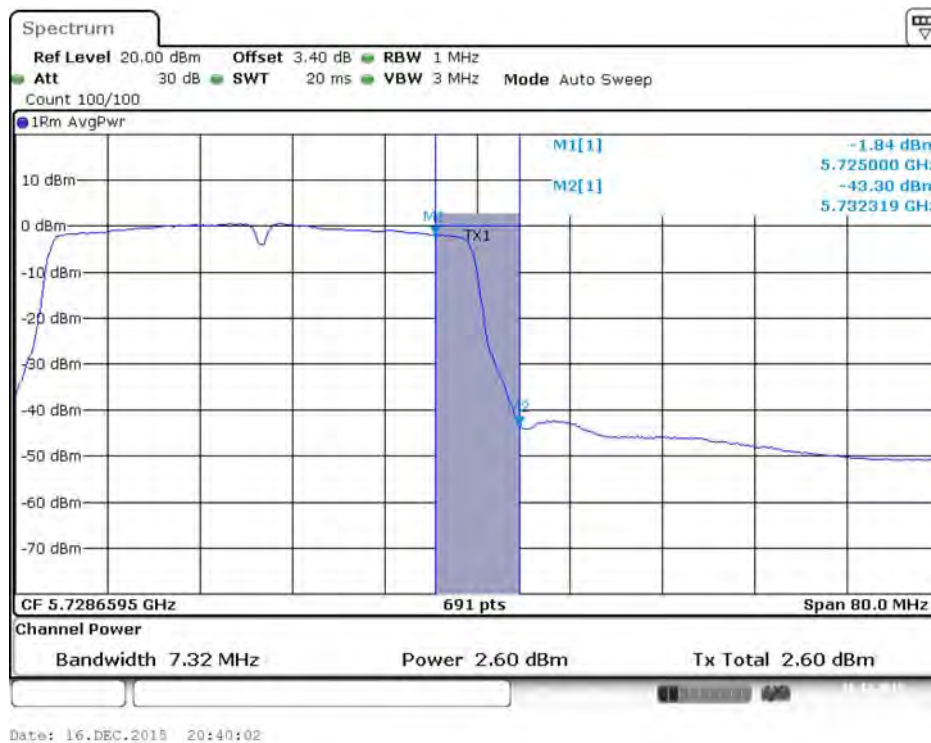
Conducted Output Power Plot on Configuration IEEE 802.11ac MCS0/Nss1 VHT40 / Chain 4 / 5710 MHz (UNII 2C)



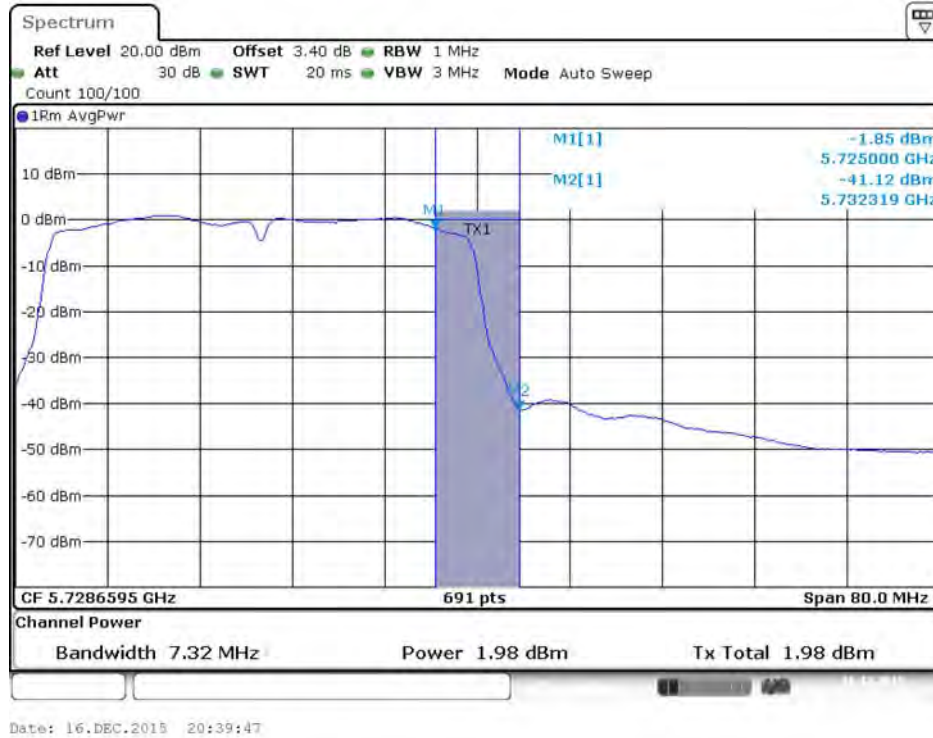
Conducted Output Power Plot on Configuration IEEE 802.11ac MCS0/Nss1 VHT40 / Chain 1 / 5710 MHz (UNII 3)



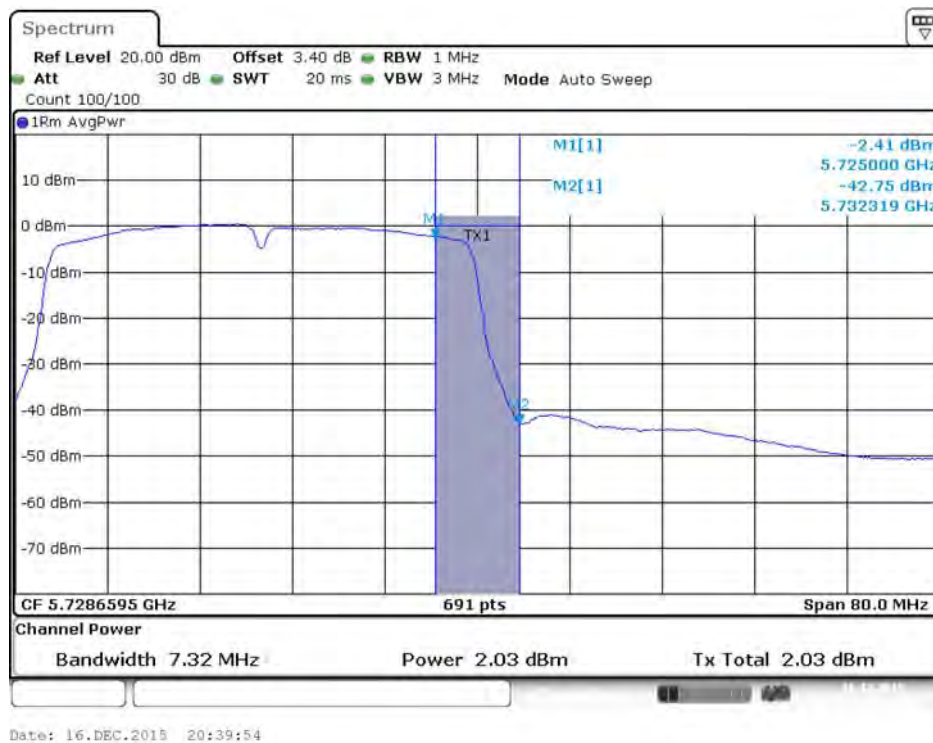
Conducted Output Power Plot on Configuration IEEE 802.11ac MCS0/Nss1 VHT40 / Chain 2 / 5710 MHz (UNII 3)



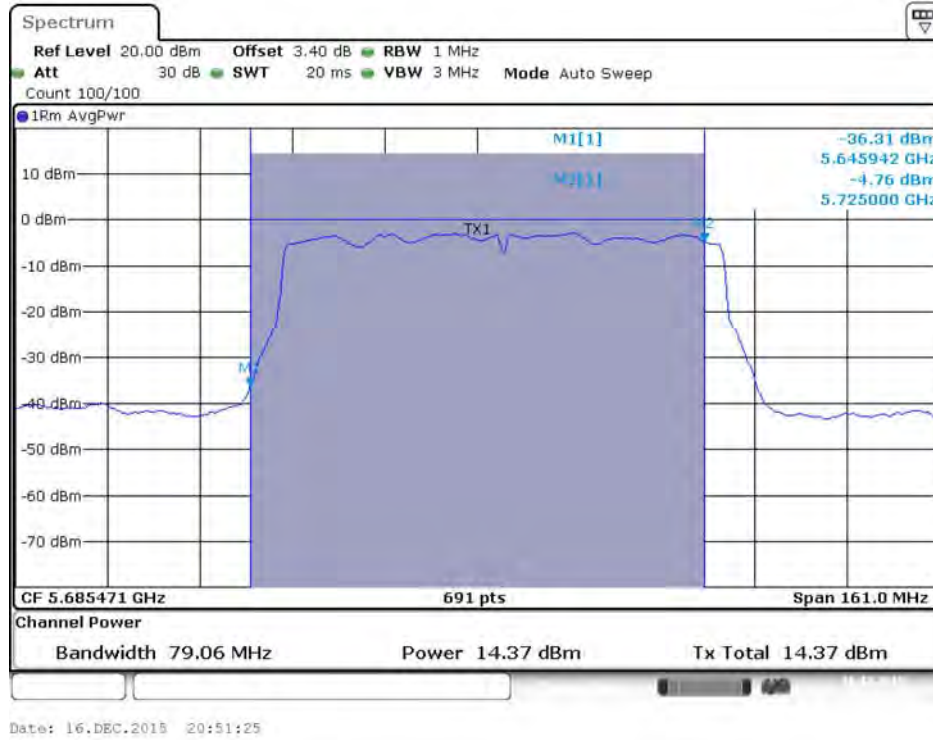
Conducted Output Power Plot on Configuration IEEE 802.11ac MCS0/Nss1 VHT40 / Chain 3 / 5710 MHz (UNII 3)



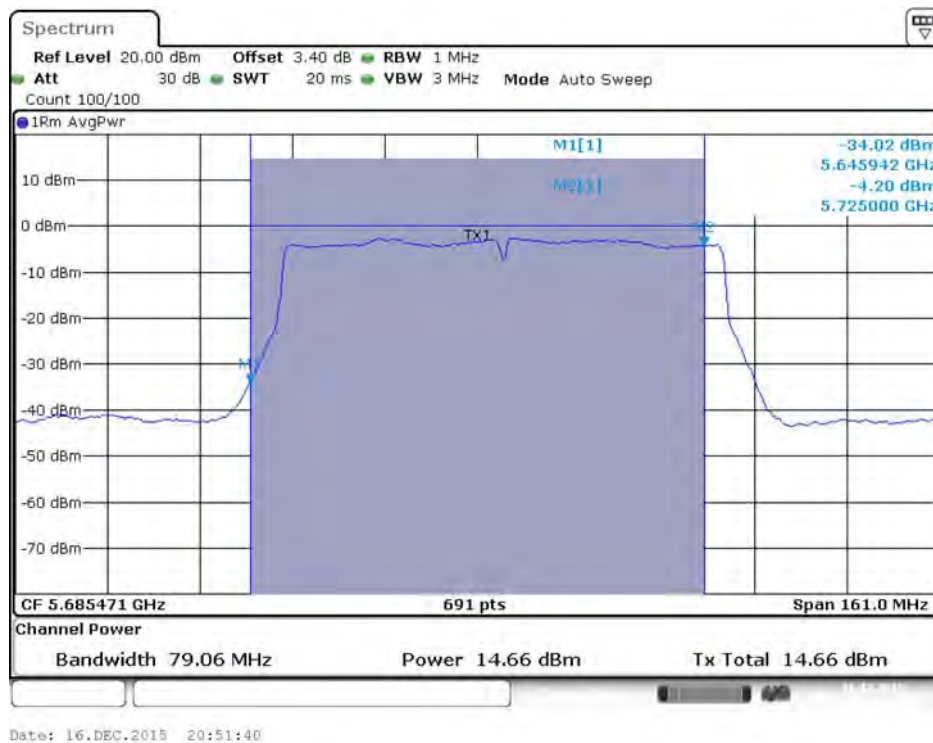
Conducted Output Power Plot on Configuration IEEE 802.11ac MCS0/Nss1 VHT40 / Chain 4 / 5710 MHz (UNII 3)



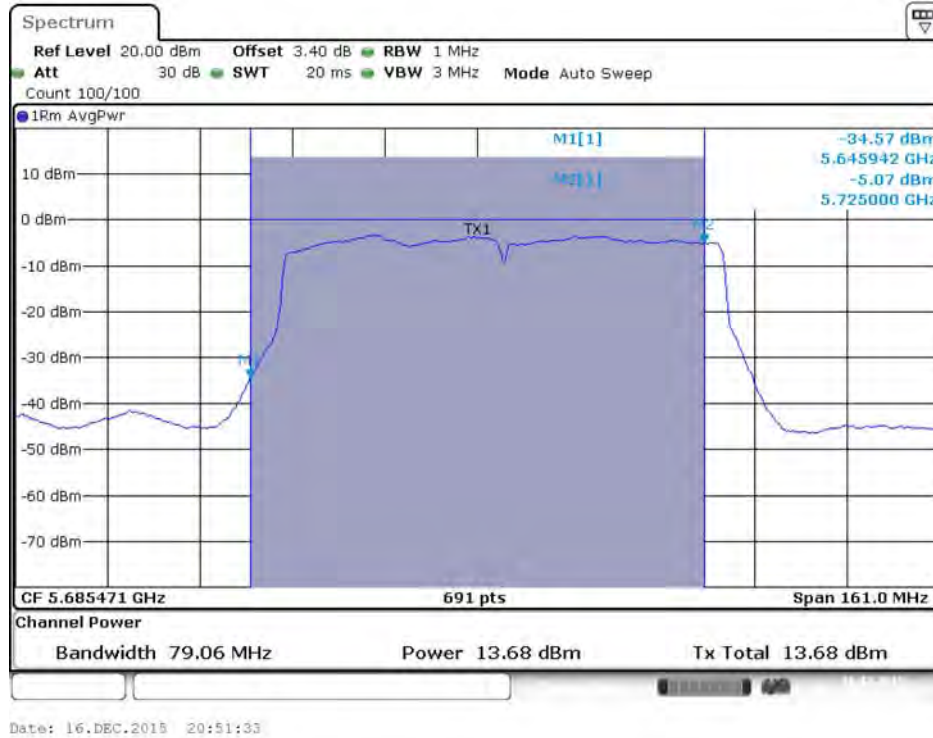
Conducted Output Power Plot on Configuration IEEE 802.11ac MCS0/Nss1 VHT80 / Chain 1 / 5690 MHz (UNII 2C)



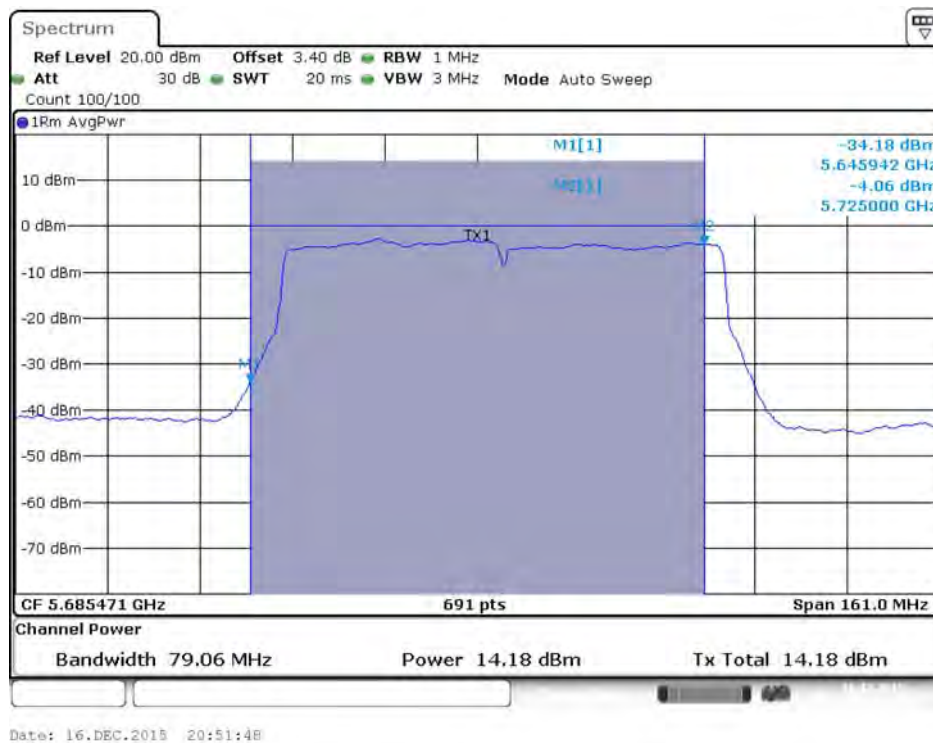
Conducted Output Power Plot on Configuration IEEE 802.11ac MCS0/Nss1 VHT80 / Chain 2 / 5690 MHz (UNII 2C)



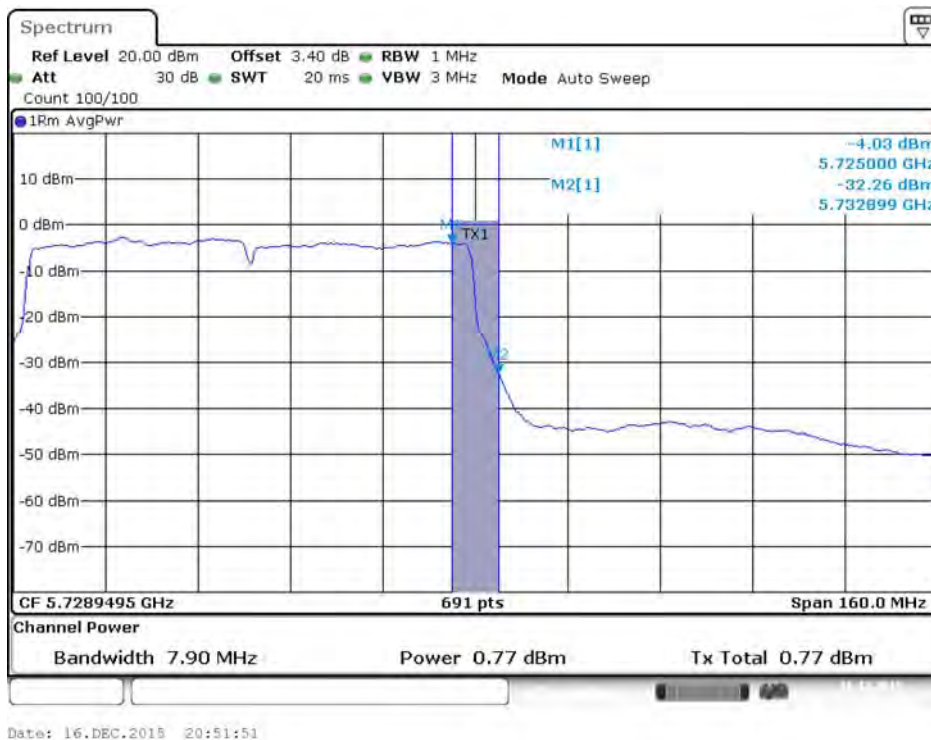
Conducted Output Power Plot on Configuration IEEE 802.11ac MCS0/Nss1 VHT80 / Chain 3 / 5690 MHz (UNII 2C)



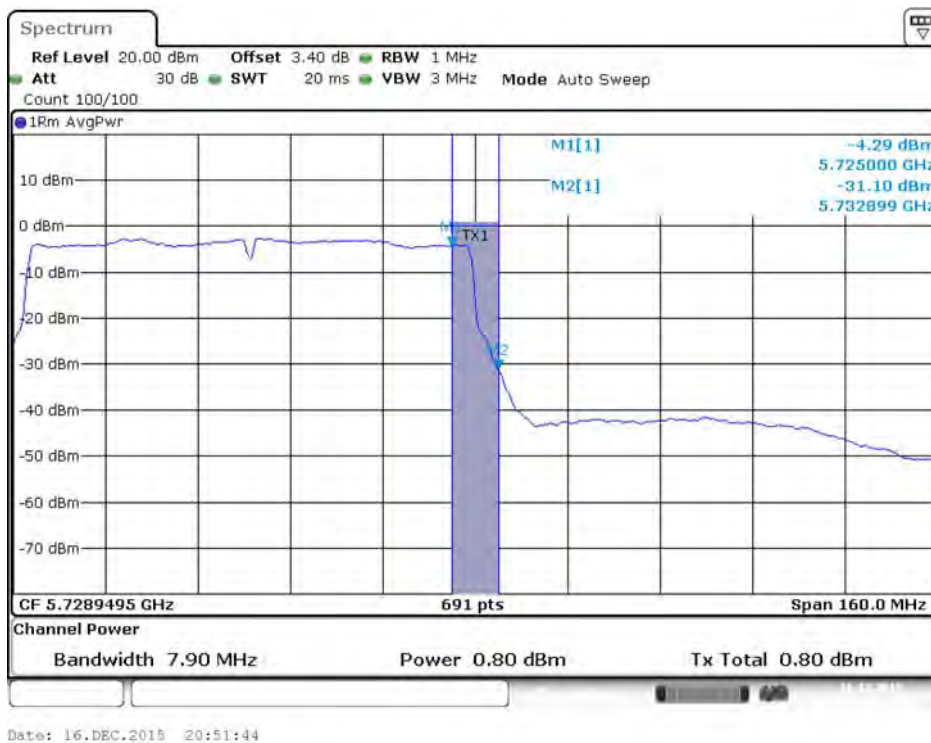
Conducted Output Power Plot on Configuration IEEE 802.11ac MCS0/Nss1 VHT80 / Chain 4 / 5690 MHz (UNII 2C)



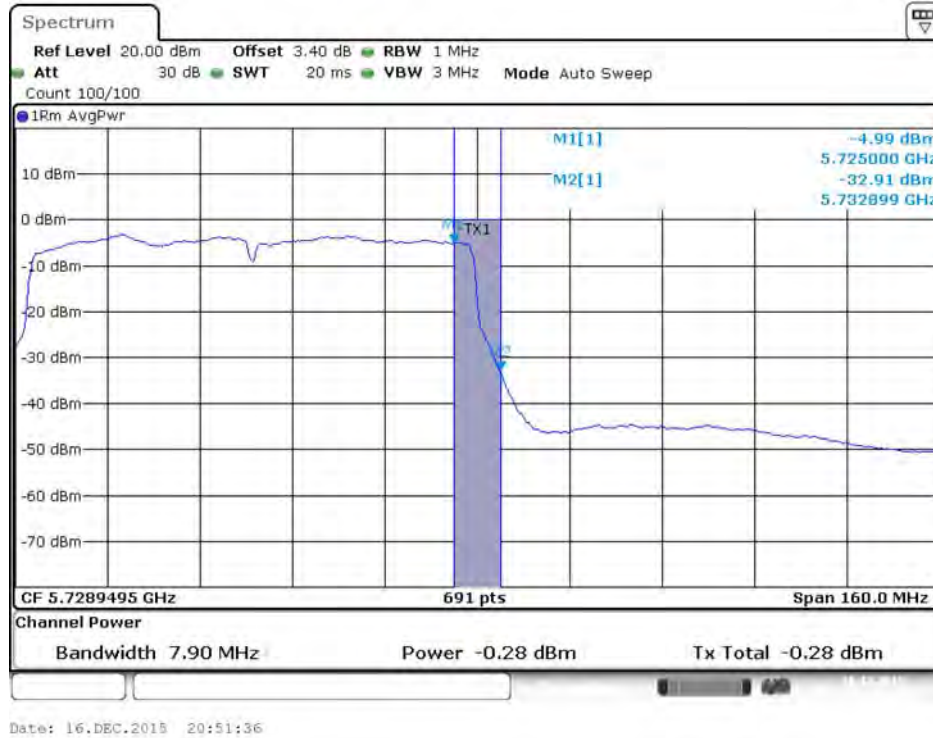
Conducted Output Power Plot on Configuration IEEE 802.11ac MCS0/Nss1 VHT80 / Chain 1 / 5690 MHz (UNII 3)



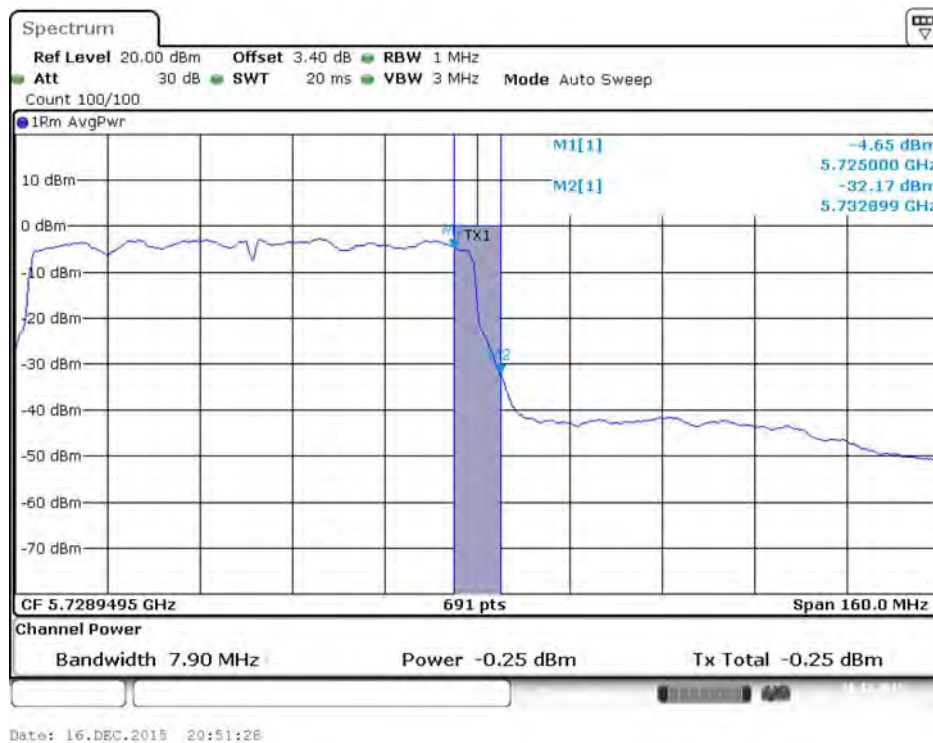
Conducted Output Power Plot on Configuration IEEE 802.11ac MCS0/Nss1 VHT80 / Chain 2 / 5690 MHz (UNII 3)



Conducted Output Power Plot on Configuration IEEE 802.11ac MCS0/Nss1 VHT80 / Chain 3 / 5690 MHz (UNII 3)

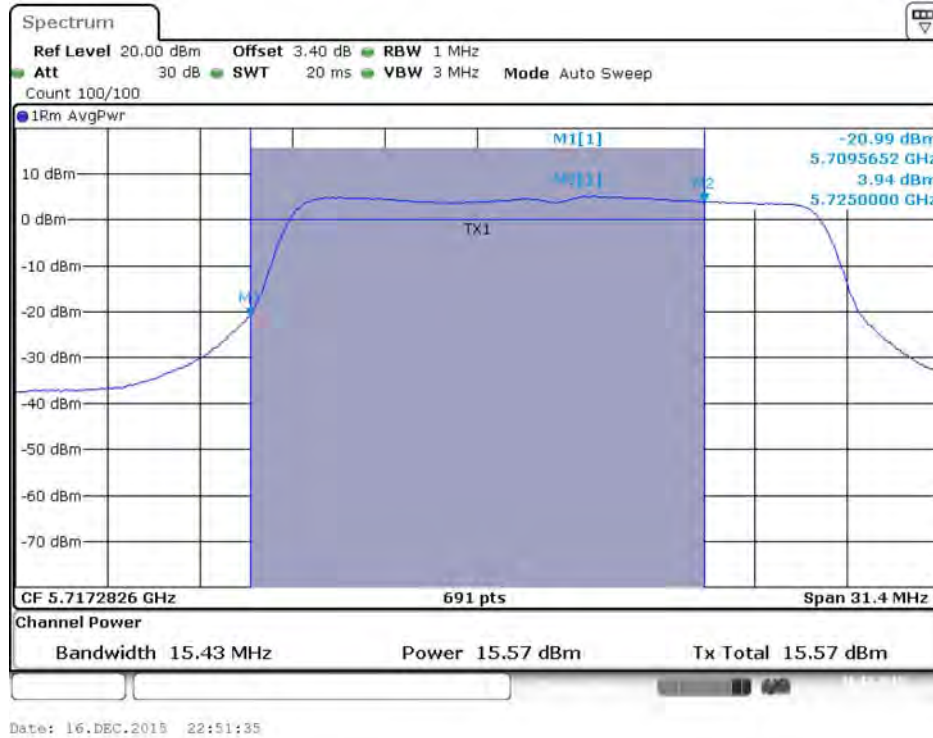


Conducted Output Power Plot on Configuration IEEE 802.11ac MCS0/Nss1 VHT80 / Chain 4 / 5690 MHz (UNII 3)

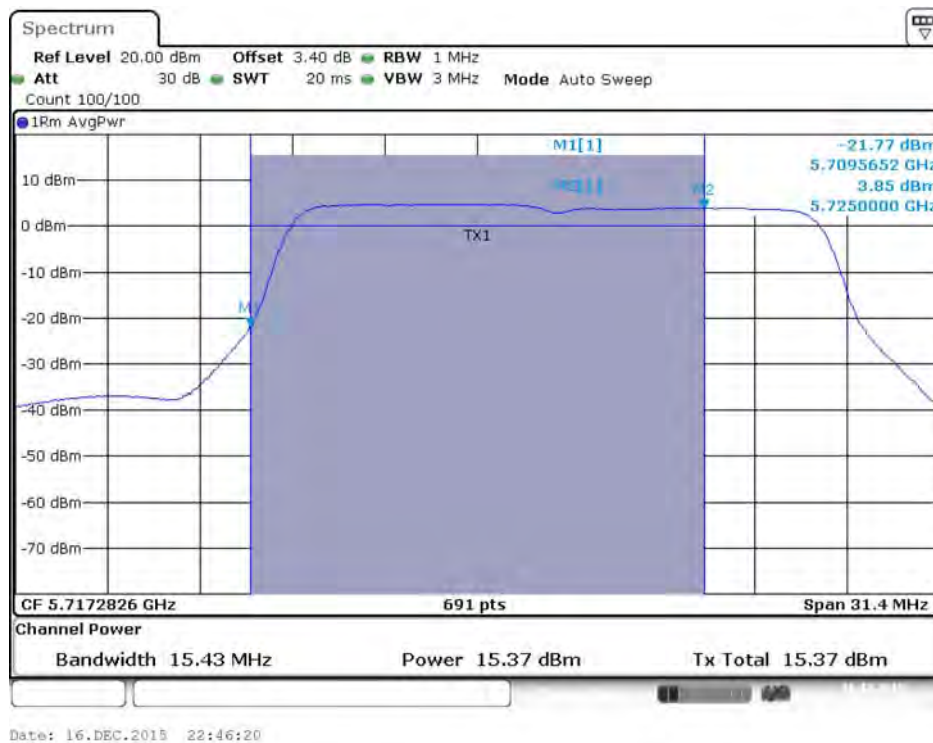


Mode 2: EUT 1 + Set 2 Sector Antenna / 4.5 dBi

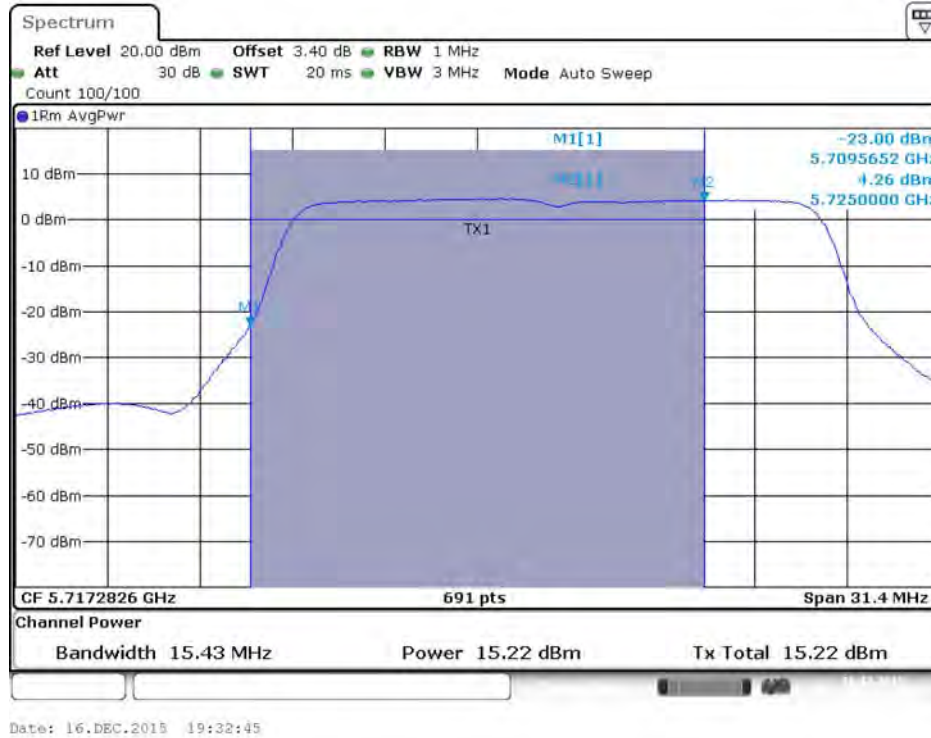
Conducted Output Power Plot on Configuration IEEE 802.11ac MCS0/Nss1 VHT20 / Chain 1 / 5720 MHz (UNII 2C)



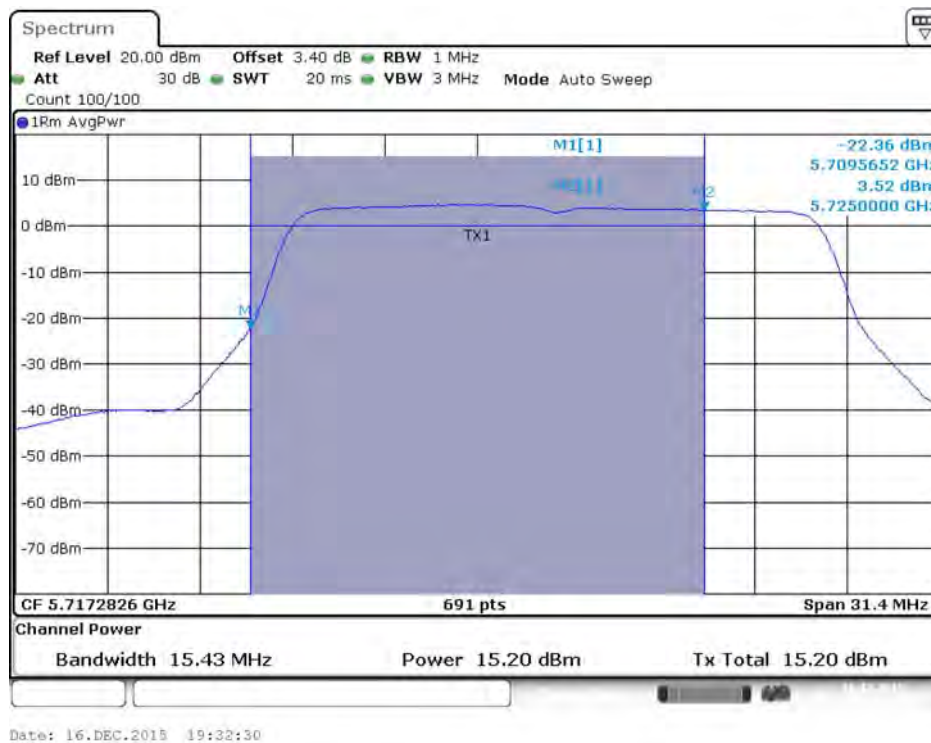
Conducted Output Power Plot on Configuration IEEE 802.11ac MCS0/Nss1 VHT20 / Chain 2 / 5720 MHz (UNII 2C)



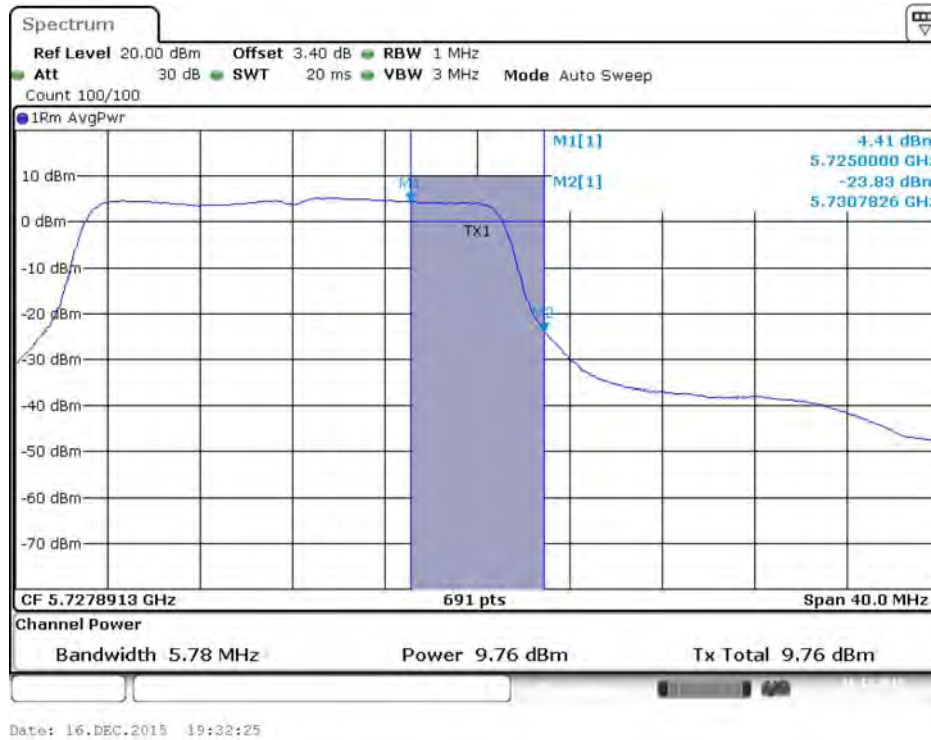
Conducted Output Power Plot on Configuration IEEE 802.11ac MCS0/Nss1 VHT20 / Chain 3 / 5720 MHz (UNII 2C)



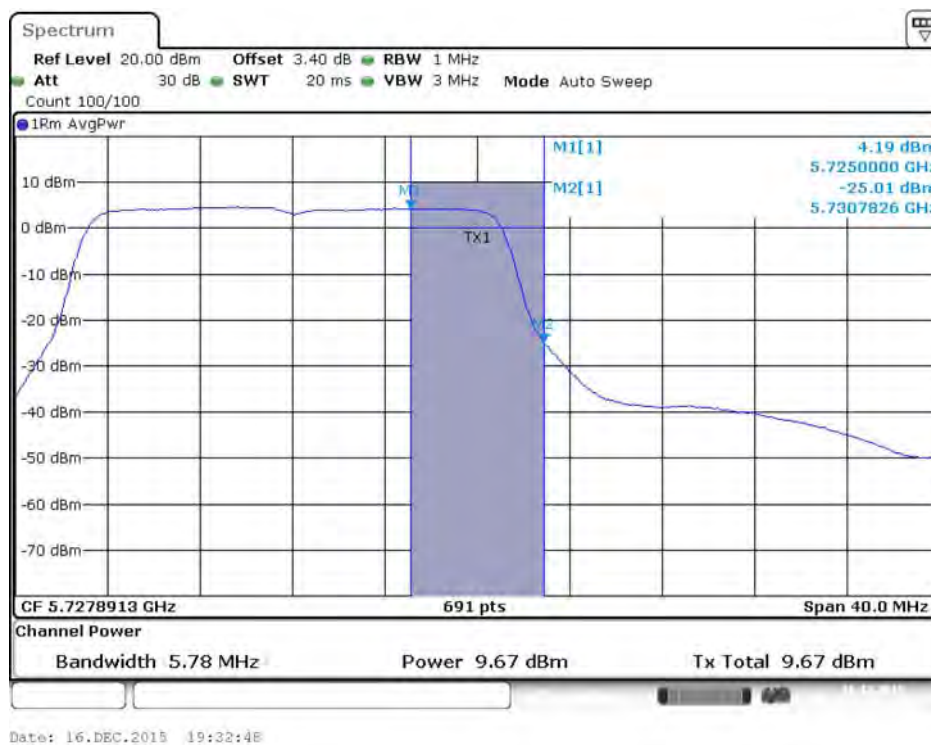
Conducted Output Power Plot on Configuration IEEE 802.11ac MCS0/Nss1 VHT20 / Chain 4 / 5720 MHz (UNII 2C)



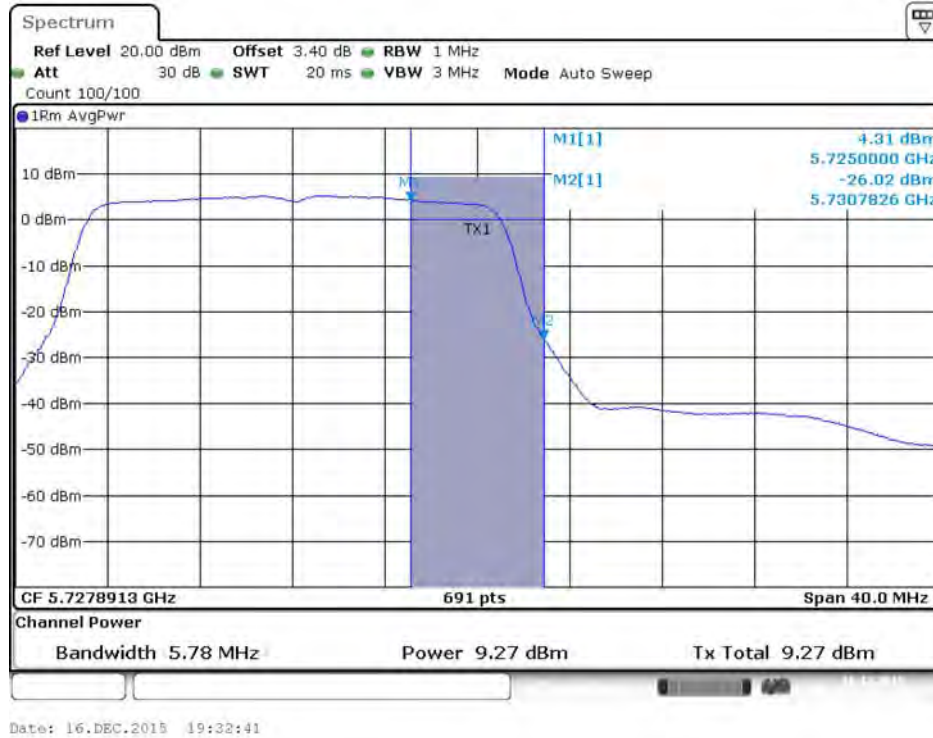
Conducted Output Power Plot on Configuration IEEE 802.11ac MCS0/Nss1 VHT20 / Chain 1 / 5720 MHz (UNII 3)



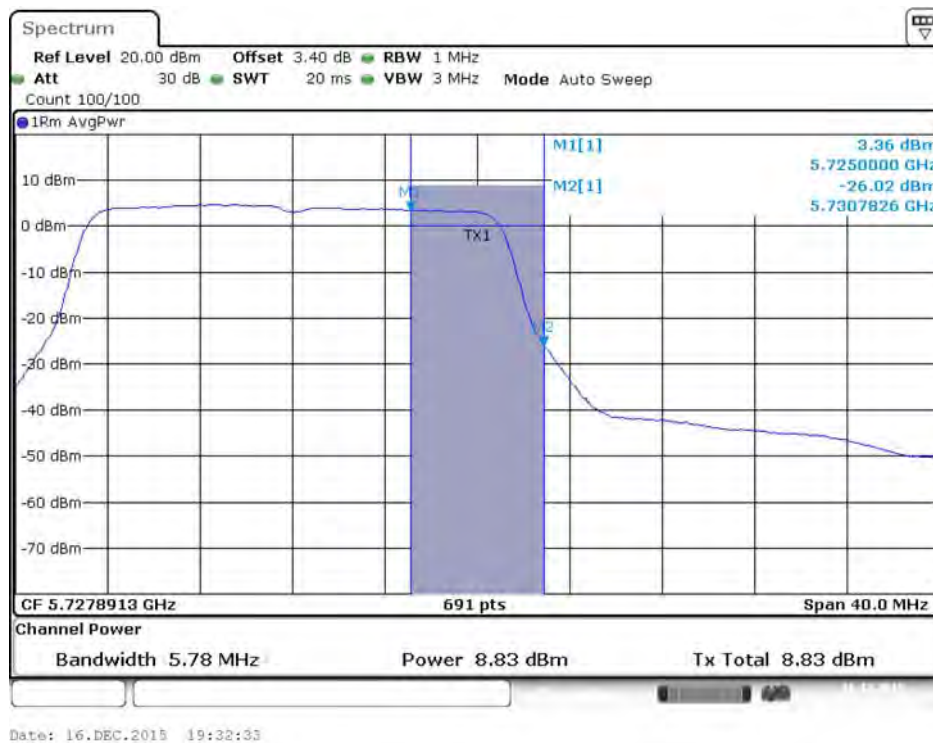
Conducted Output Power Plot on Configuration IEEE 802.11ac MCS0/Nss1 VHT20 / Chain 2 / 5720 MHz (UNII 3)



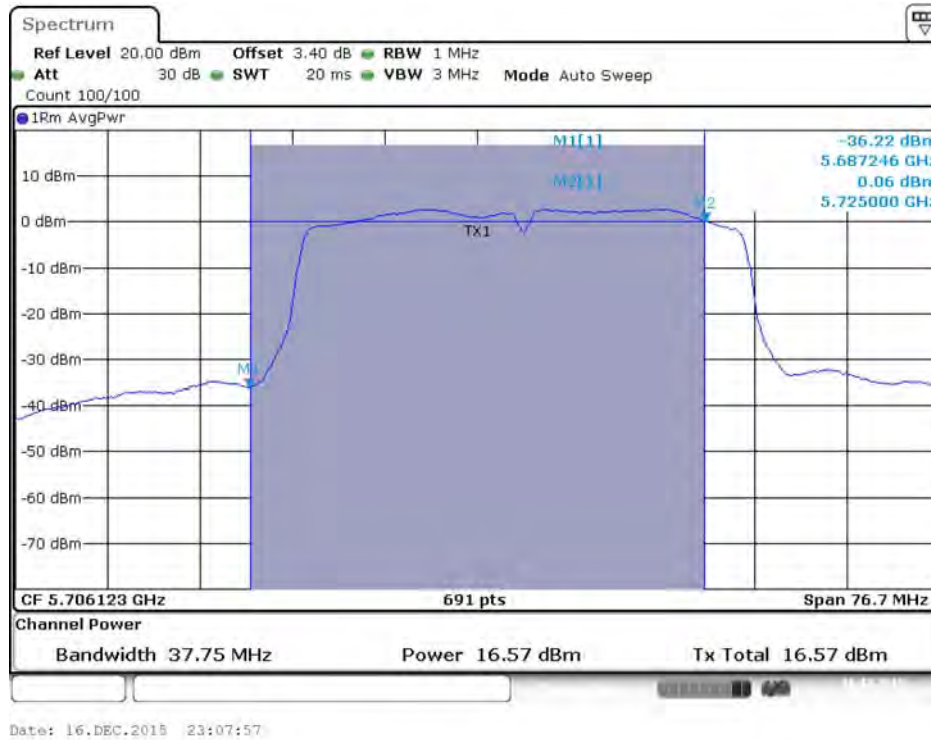
Conducted Output Power Plot on Configuration IEEE 802.11ac MCS0/Nss1 VHT20 / Chain 3 / 5720 MHz (UNII 3)



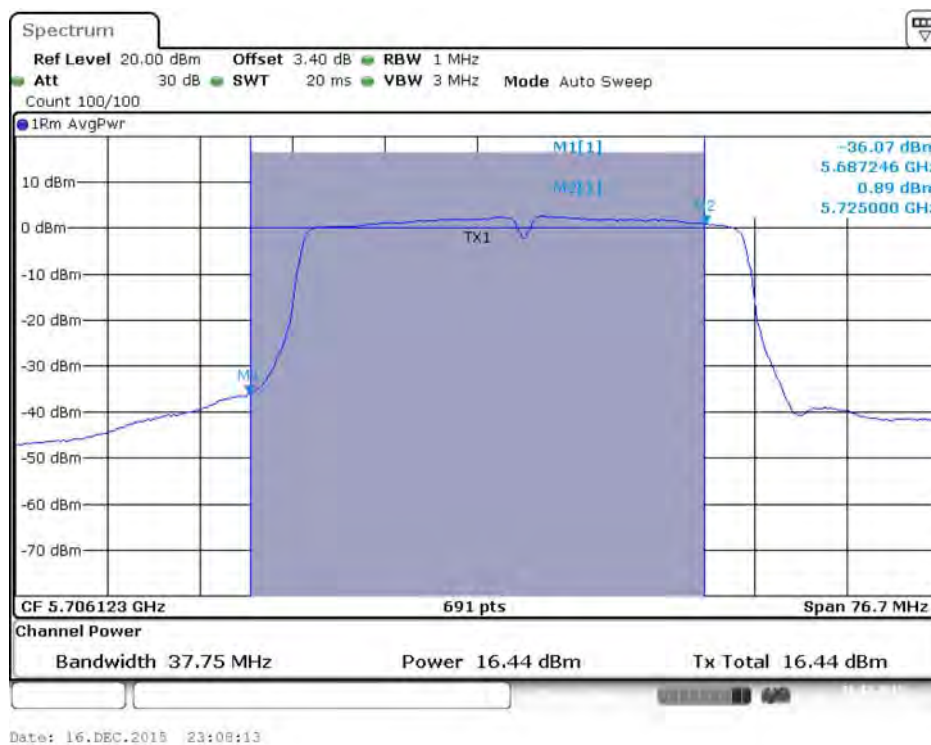
Conducted Output Power Plot on Configuration IEEE 802.11ac MCS0/Nss1 VHT20 / Chain 4 / 5720 MHz (UNII 3)



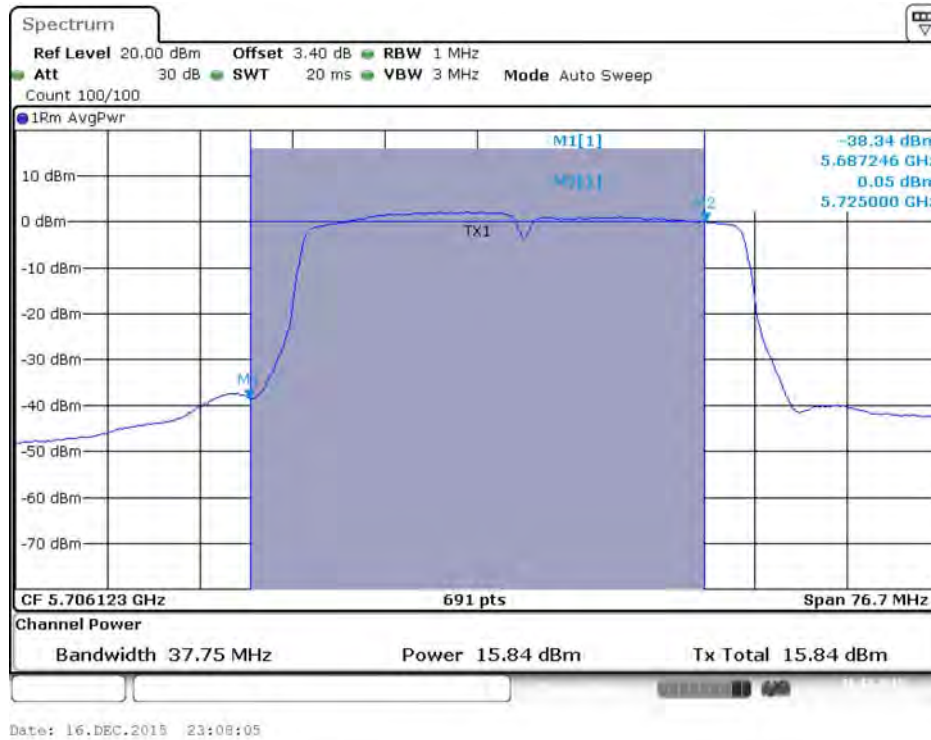
Conducted Output Power Plot on Configuration IEEE 802.11ac MCS0/Nss1 VHT40 / Chain 1 / 5710 MHz (UNII 2C)



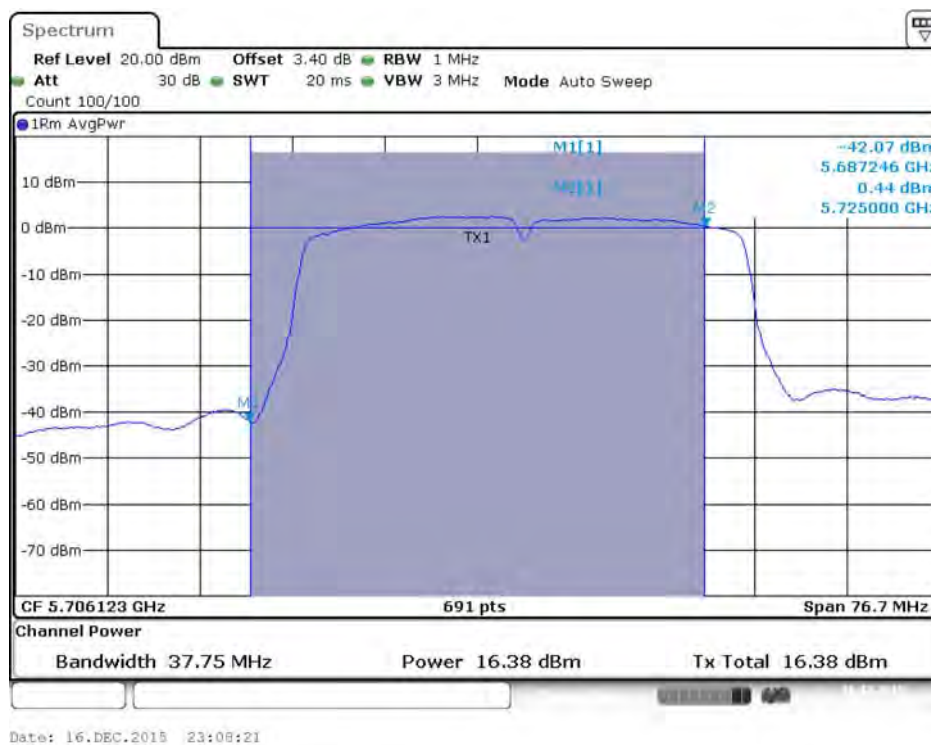
Conducted Output Power Plot on Configuration IEEE 802.11ac MCS0/Nss1 VHT40 / Chain 2 / 5710 MHz (UNII 2C)



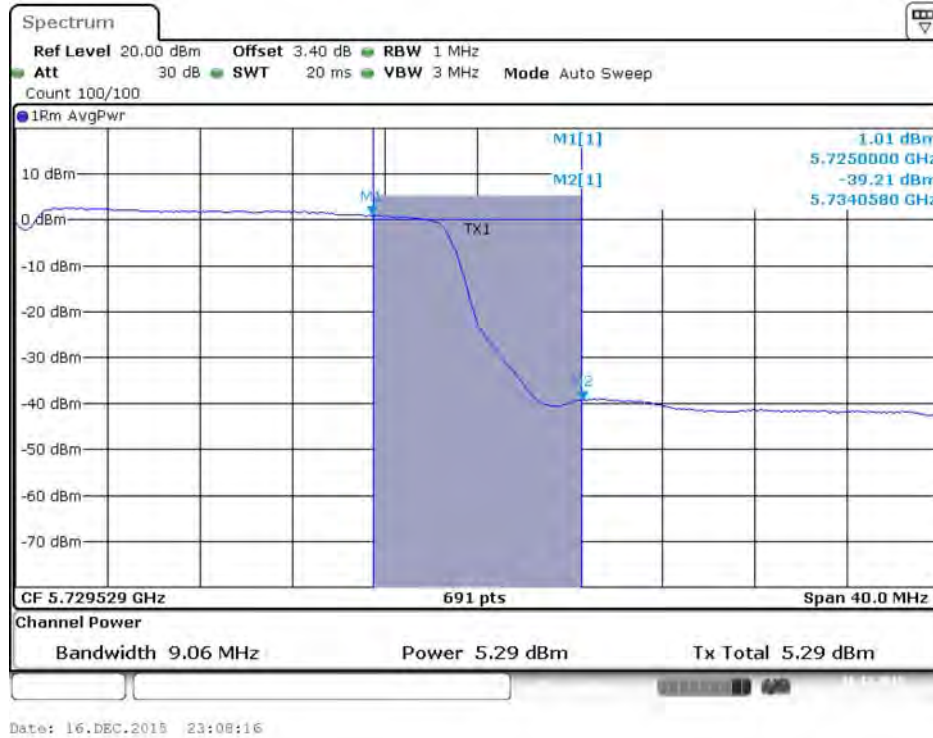
Conducted Output Power Plot on Configuration IEEE 802.11ac MCS0/Nss1 VHT40 / Chain 3 / 5710 MHz (UNII 2C)



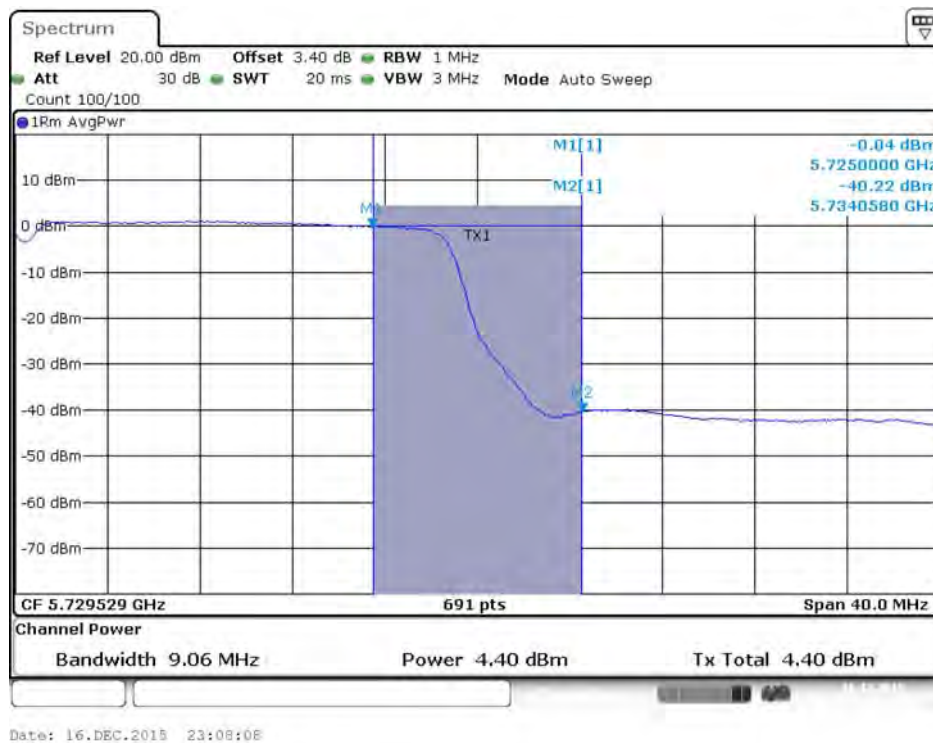
Conducted Output Power Plot on Configuration IEEE 802.11ac MCS0/Nss1 VHT40 / Chain 4 / 5710 MHz (UNII 2C)



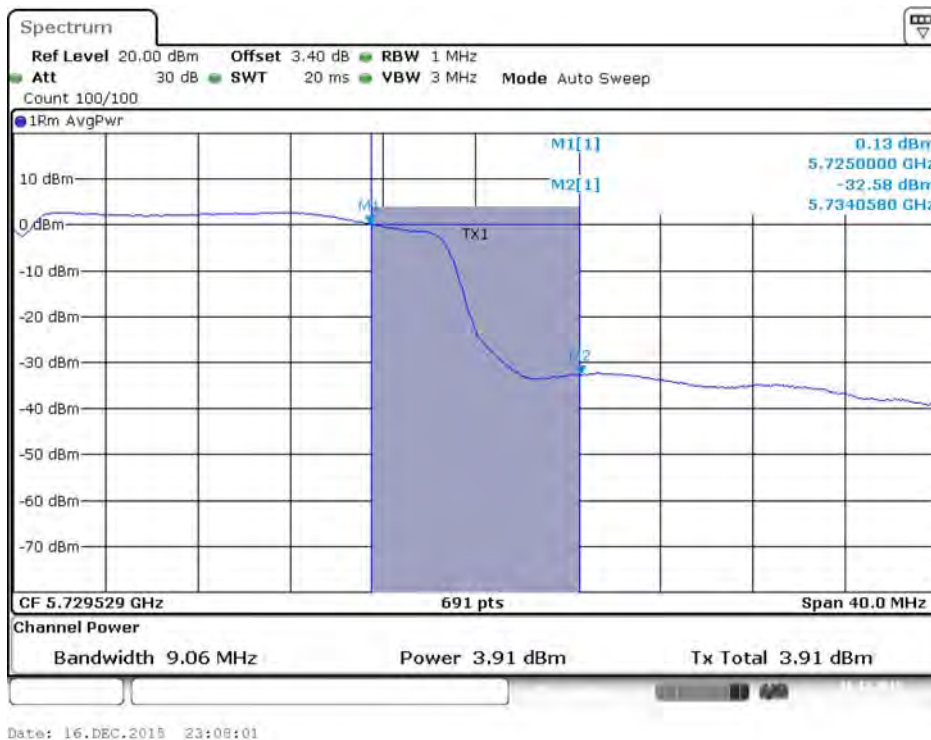
Conducted Output Power Plot on Configuration IEEE 802.11ac MCS0/Nss1 VHT40 / Chain 1 / 5710 MHz (UNII 3)



Conducted Output Power Plot on Configuration IEEE 802.11ac MCS0/Nss1 VHT40 / Chain 2 / 5710 MHz (UNII 3)



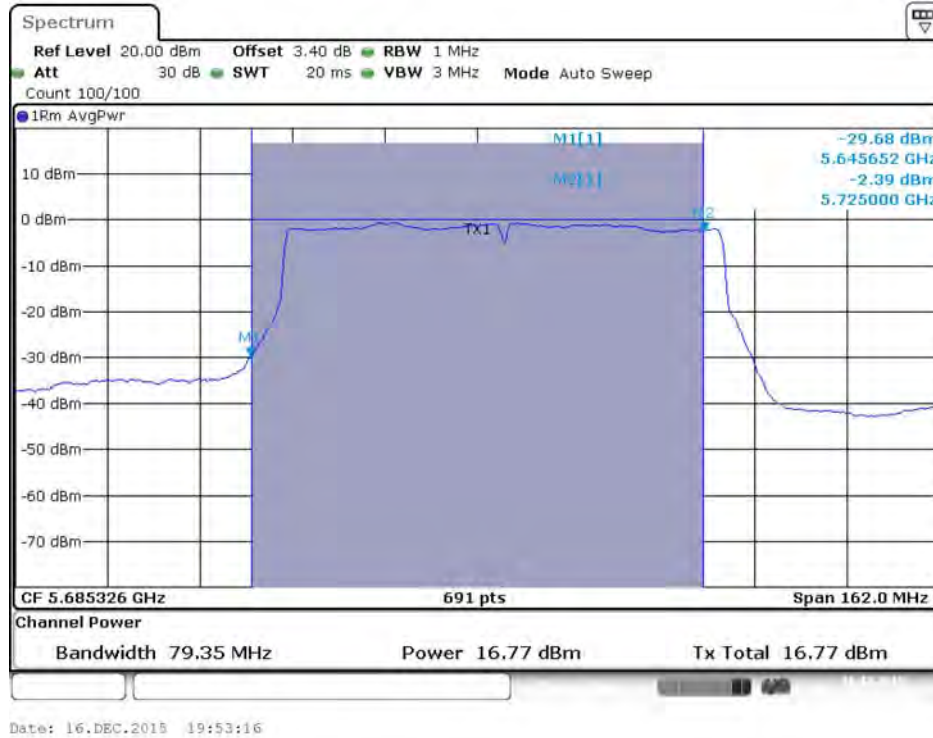
Conducted Output Power Plot on Configuration IEEE 802.11ac MCS0/Nss1 VHT40 / Chain 3 / 5710 MHz (UNII 3)



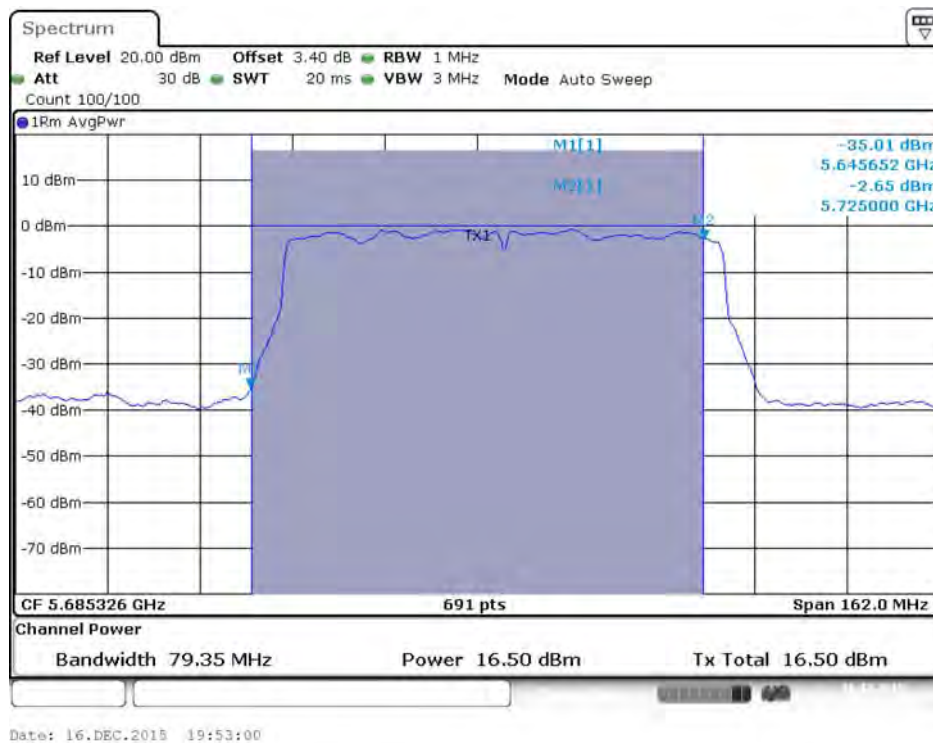
Conducted Output Power Plot on Configuration IEEE 802.11ac MCS0/Nss1 VHT40 / Chain 4 / 5710 MHz (UNII 3)



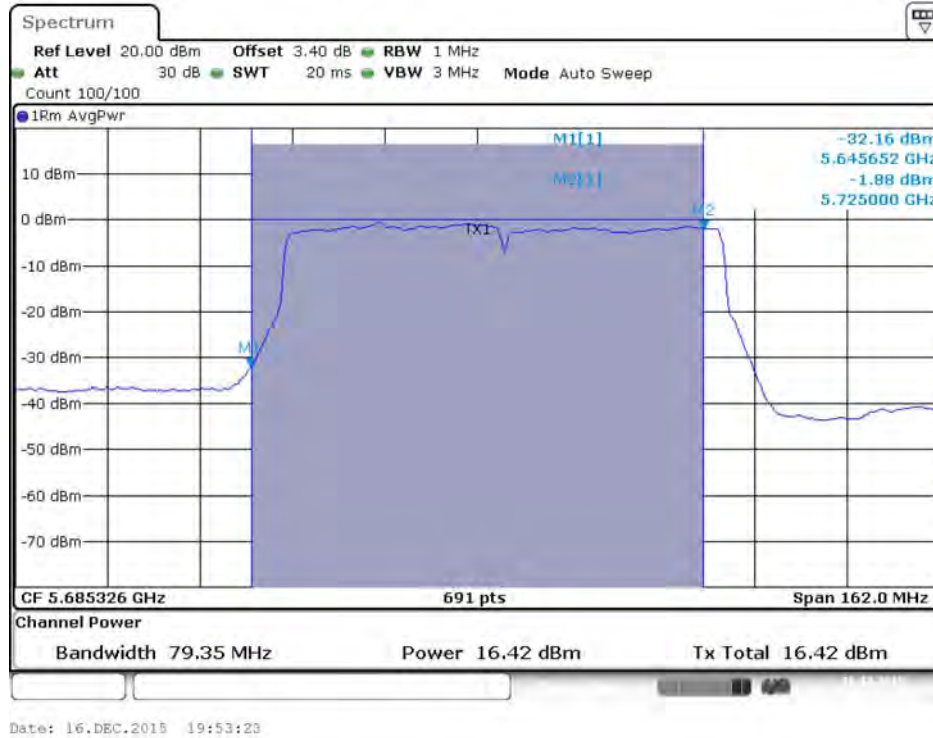
Conducted Output Power Plot on Configuration IEEE 802.11ac MCS0/Nss1 VHT80 / Chain 1 / 5690 MHz (UNII 2C)



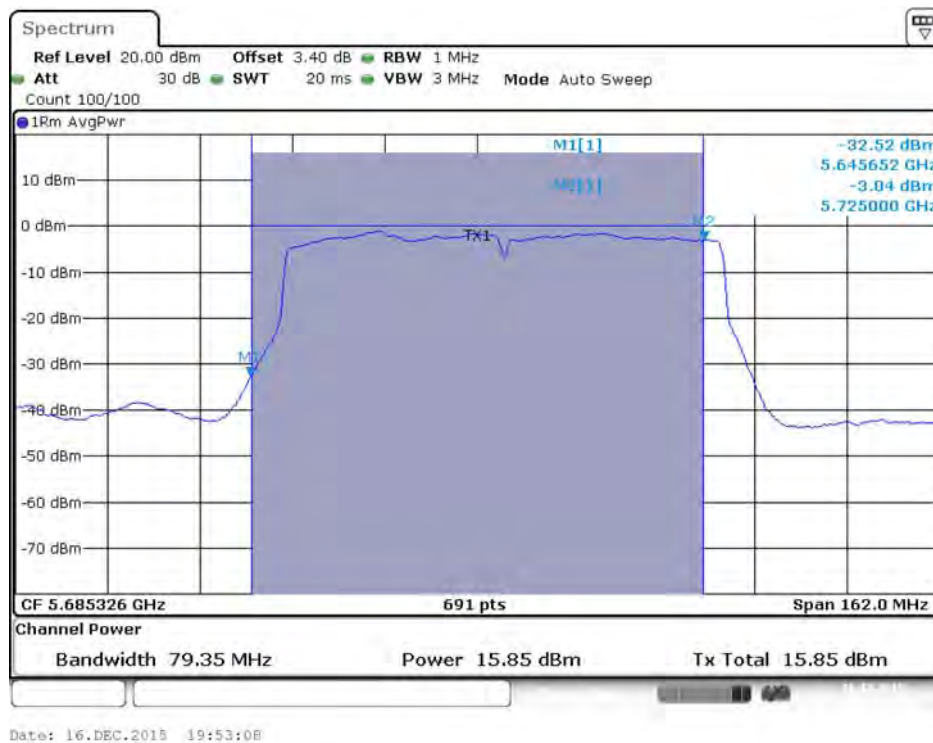
Conducted Output Power Plot on Configuration IEEE 802.11ac MCS0/Nss1 VHT80 / Chain 2 / 5690 MHz (UNII 2C)



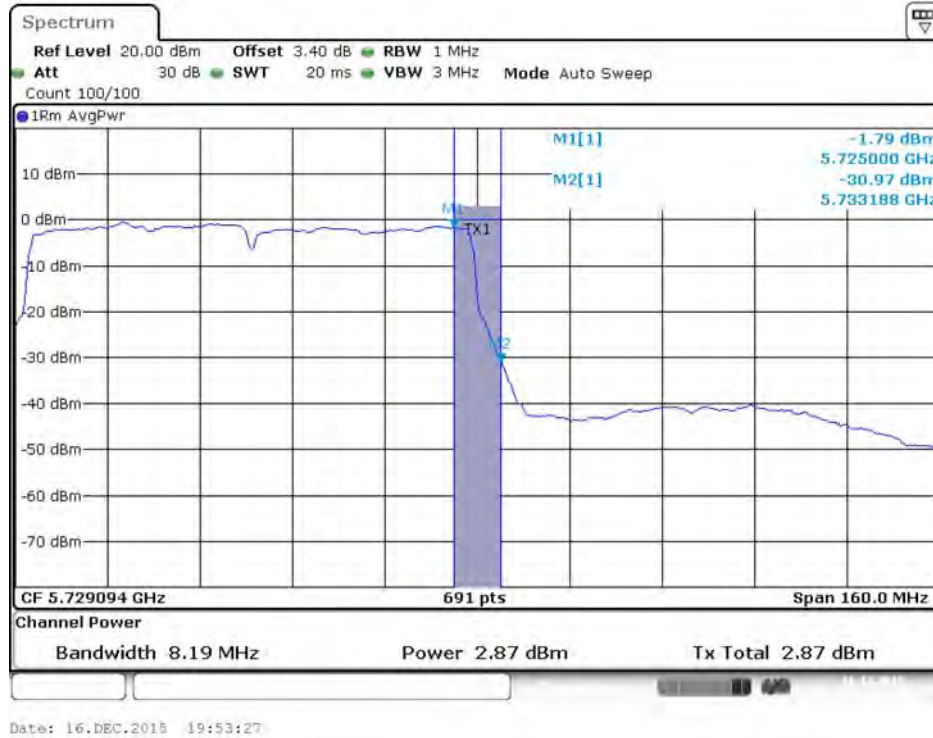
Conducted Output Power Plot on Configuration IEEE 802.11ac MCS0/Nss1 VHT80 / Chain 3 / 5690 MHz (UNII 2C)



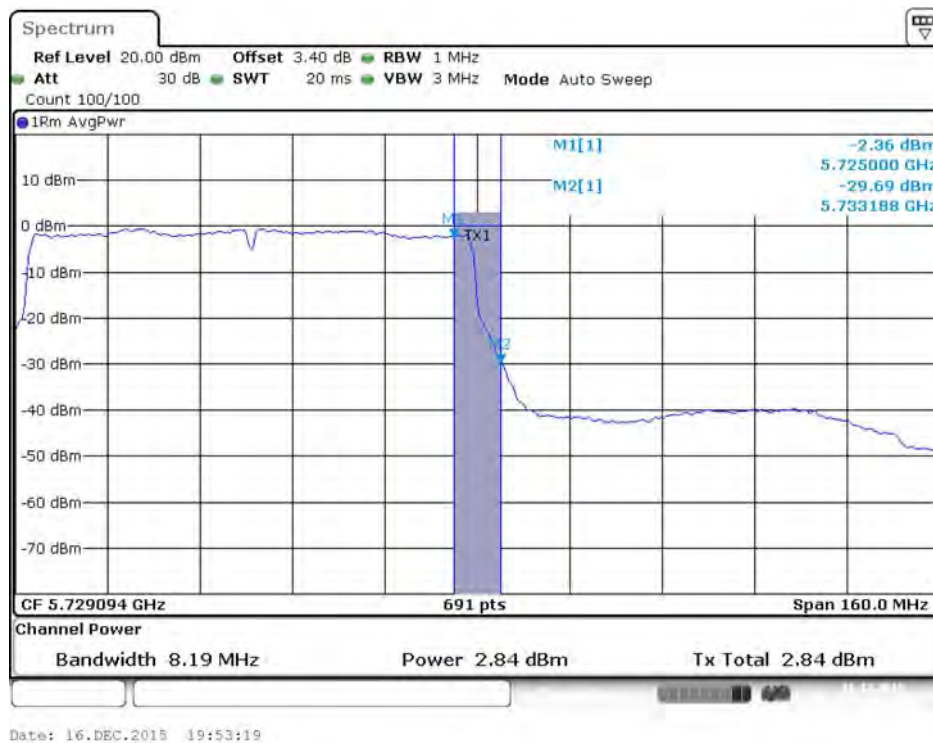
Conducted Output Power Plot on Configuration IEEE 802.11ac MCS0/Nss1 VHT80 / Chain 4 / 5690 MHz (UNII 2C)



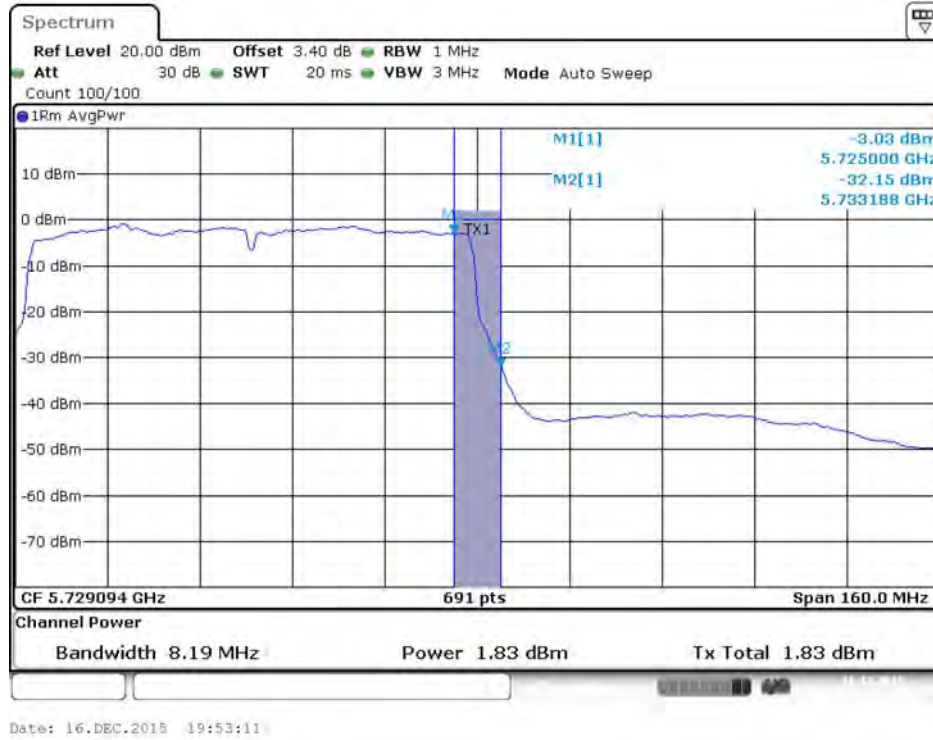
Conducted Output Power Plot on Configuration IEEE 802.11ac MCS0/Nss1 VHT80 / Chain 1 / 5690 MHz (UNII 3)



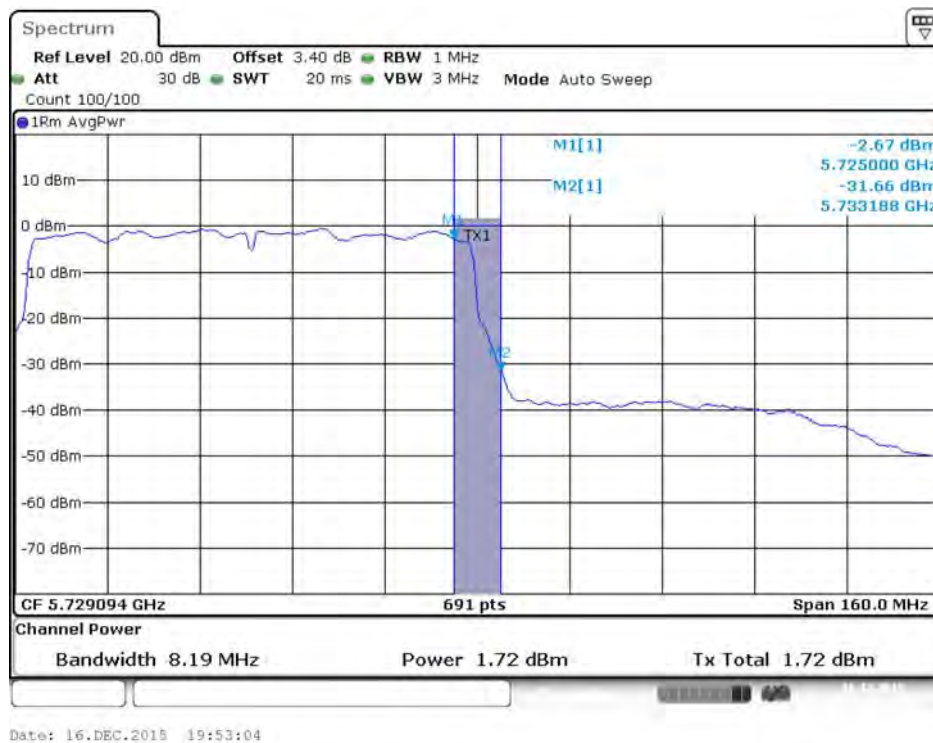
Conducted Output Power Plot on Configuration IEEE 802.11ac MCS0/Nss1 VHT80 / Chain 2 / 5690 MHz (UNII 3)



Conducted Output Power Plot on Configuration IEEE 802.11ac MCS0/Nss1 VHT80 / Chain 3 / 5690 MHz (UNII 3)

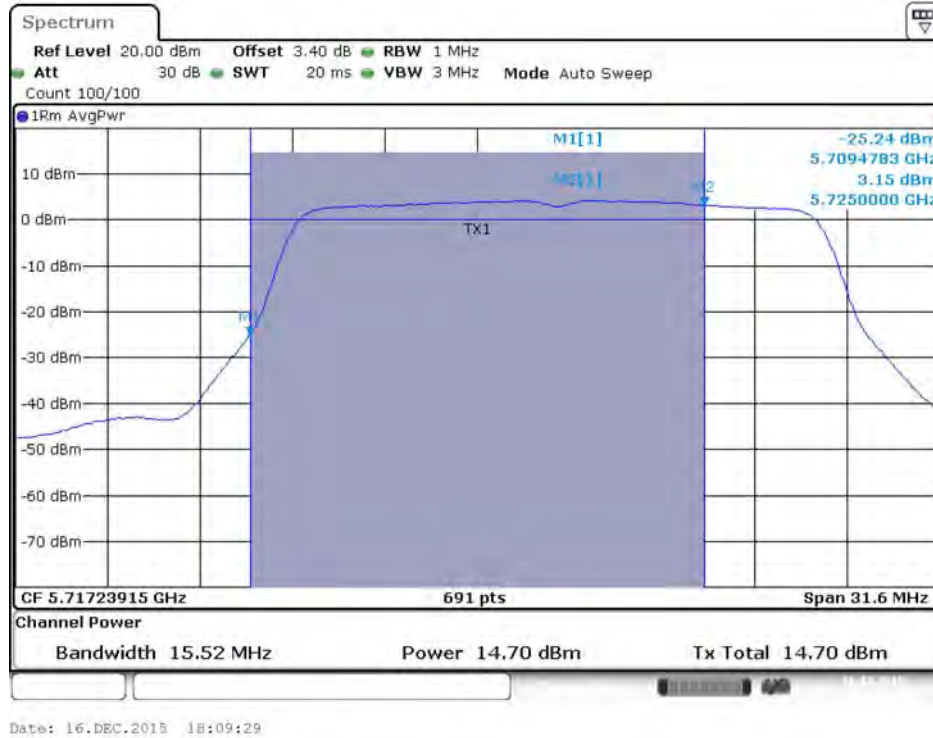


Conducted Output Power Plot on Configuration IEEE 802.11ac MCS0/Nss1 VHT80 / Chain 4 / 5690 MHz (UNII 3)

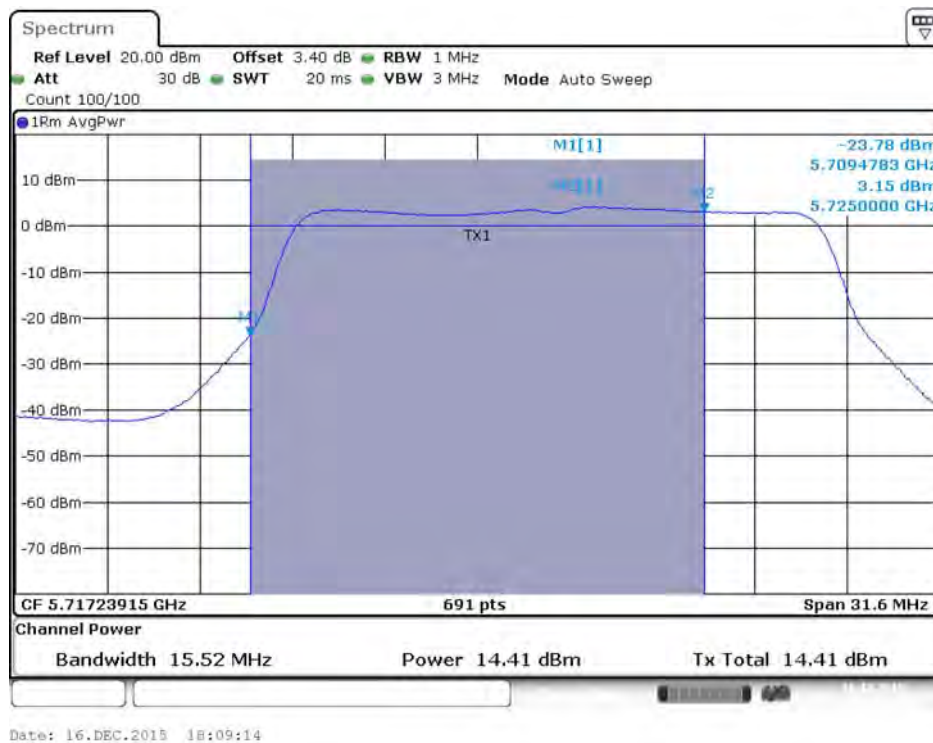


Mode 3: EUT 1 + Set 3 Sector Antenna / 5.5 dBi

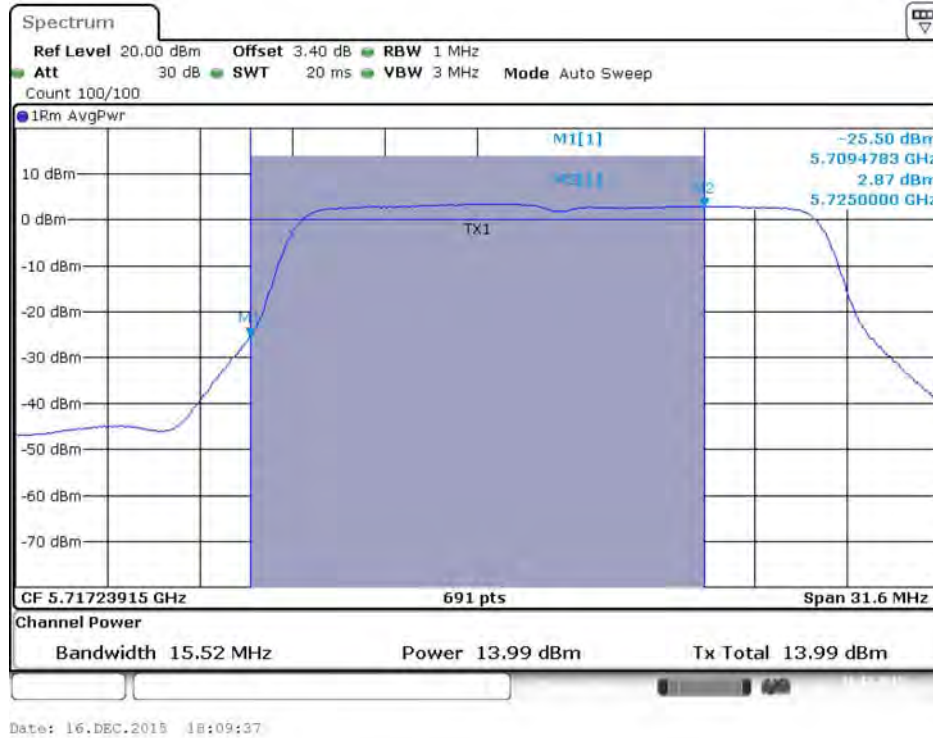
Conducted Output Power Plot on Configuration IEEE 802.11ac MCS0/Nss1 VHT20 / Chain 1 / 5720 MHz (UNII 2C)



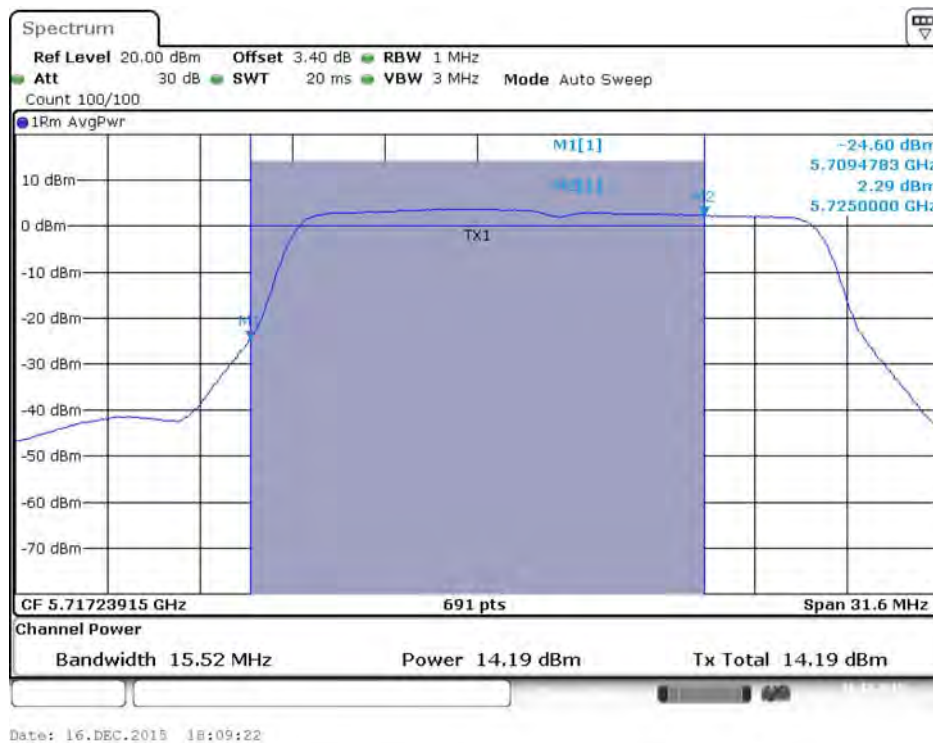
Conducted Output Power Plot on Configuration IEEE 802.11ac MCS0/Nss1 VHT20 / Chain 2 / 5720 MHz (UNII 2C)



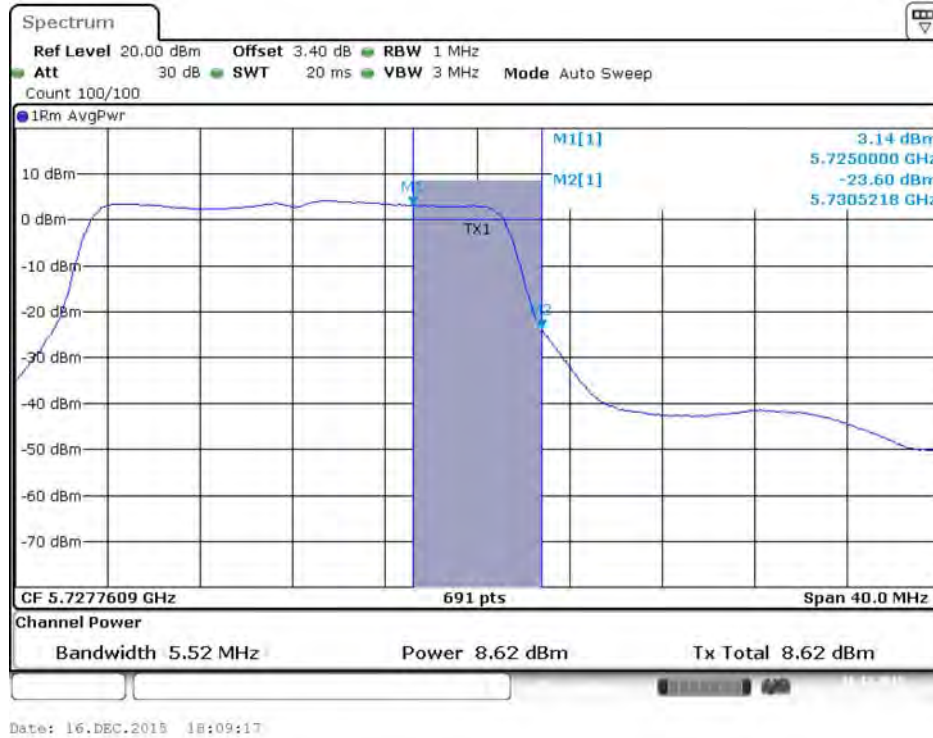
Conducted Output Power Plot on Configuration IEEE 802.11ac MCS0/Nss1 VHT20 / Chain 3 / 5720 MHz (UNII 2C)



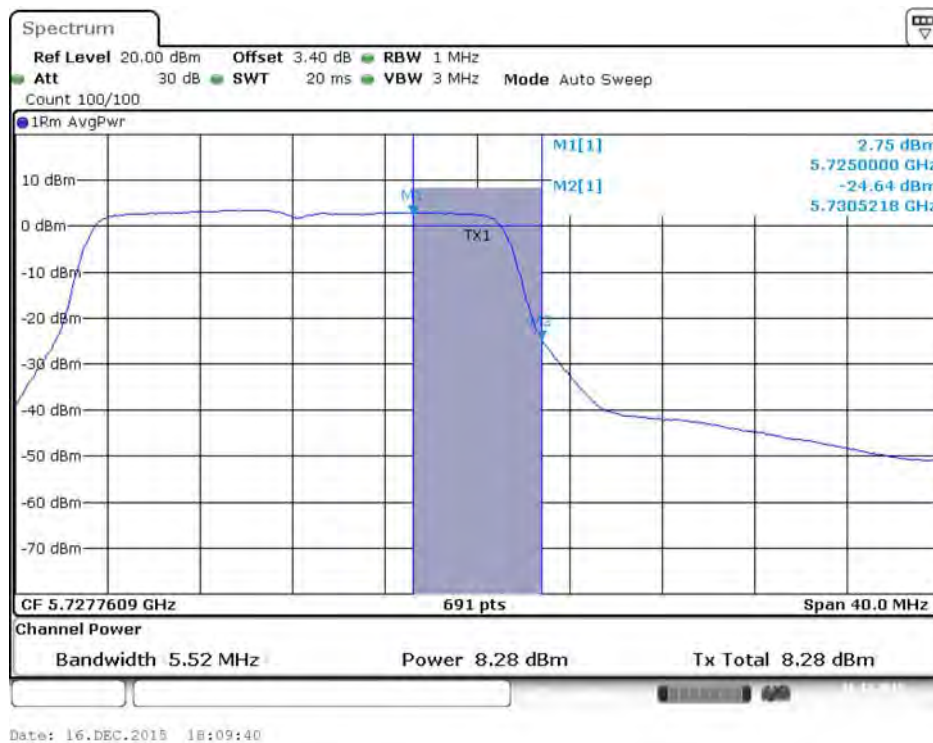
Conducted Output Power Plot on Configuration IEEE 802.11ac MCS0/Nss1 VHT20 / Chain 4 / 5720 MHz (UNII 2C)



Conducted Output Power Plot on Configuration IEEE 802.11ac MCS0/Nss1 VHT20 / Chain 1 / 5720 MHz (UNII 3)



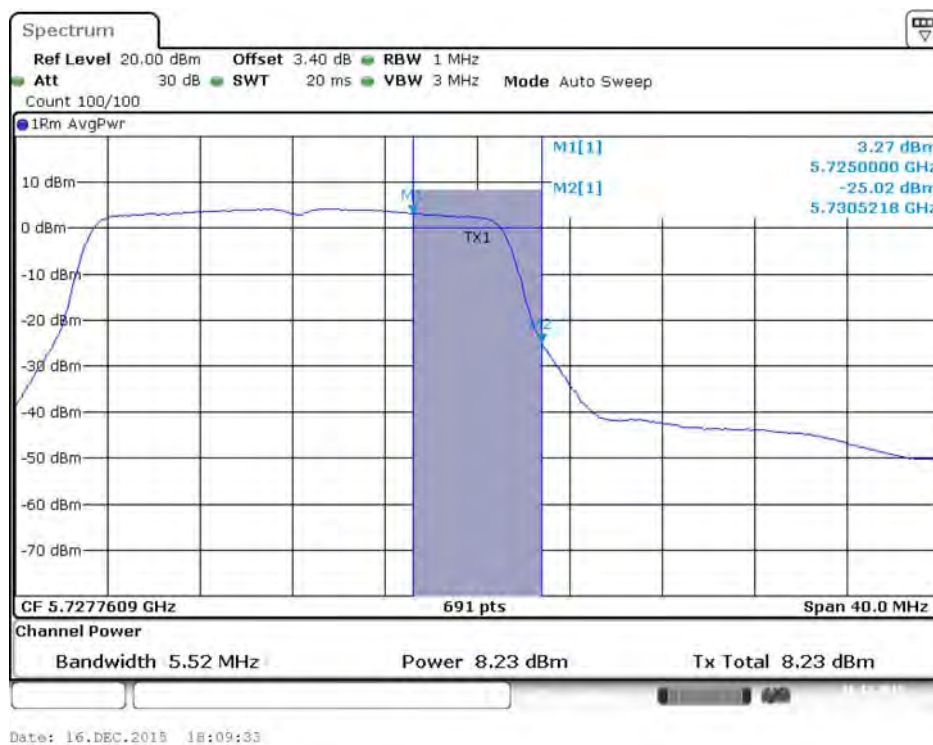
Conducted Output Power Plot on Configuration IEEE 802.11ac MCS0/Nss1 VHT20 / Chain 2 / 5720 MHz (UNII 3)



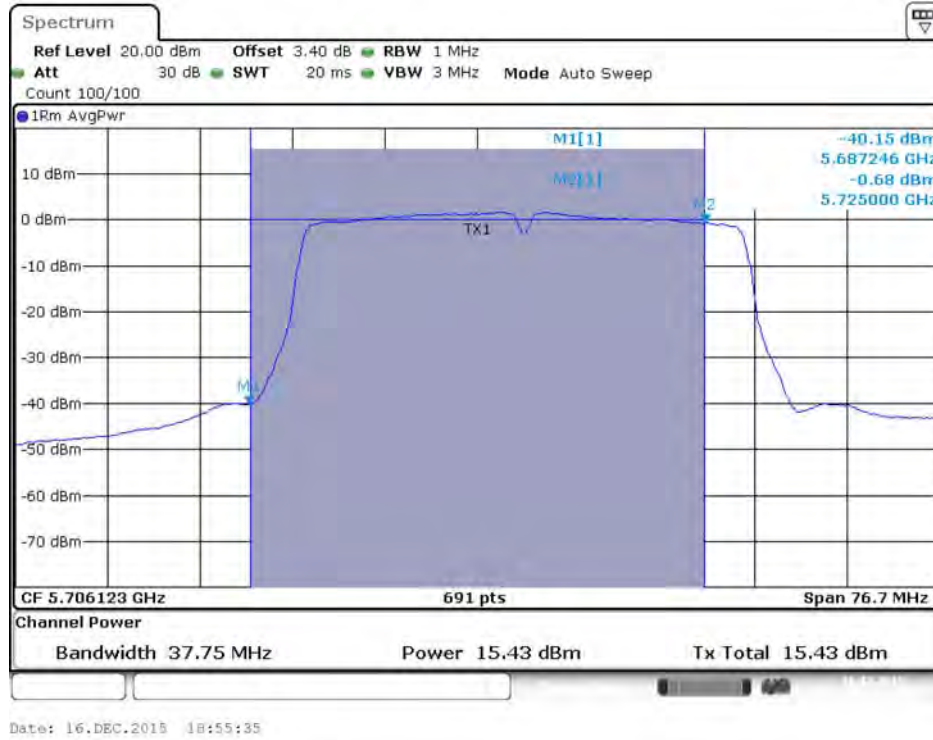
Conducted Output Power Plot on Configuration IEEE 802.11ac MCS0/Nss1 VHT20 / Chain 3 / 5720 MHz (UNII 3)



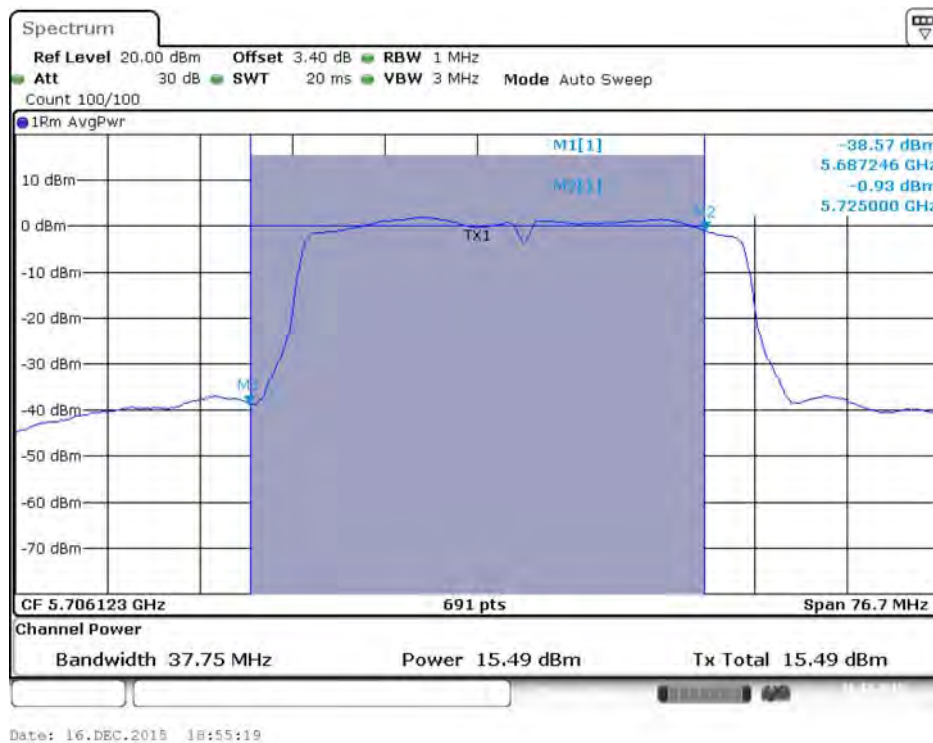
Conducted Output Power Plot on Configuration IEEE 802.11ac MCS0/Nss1 VHT20 / Chain 4 / 5720 MHz (UNII 3)



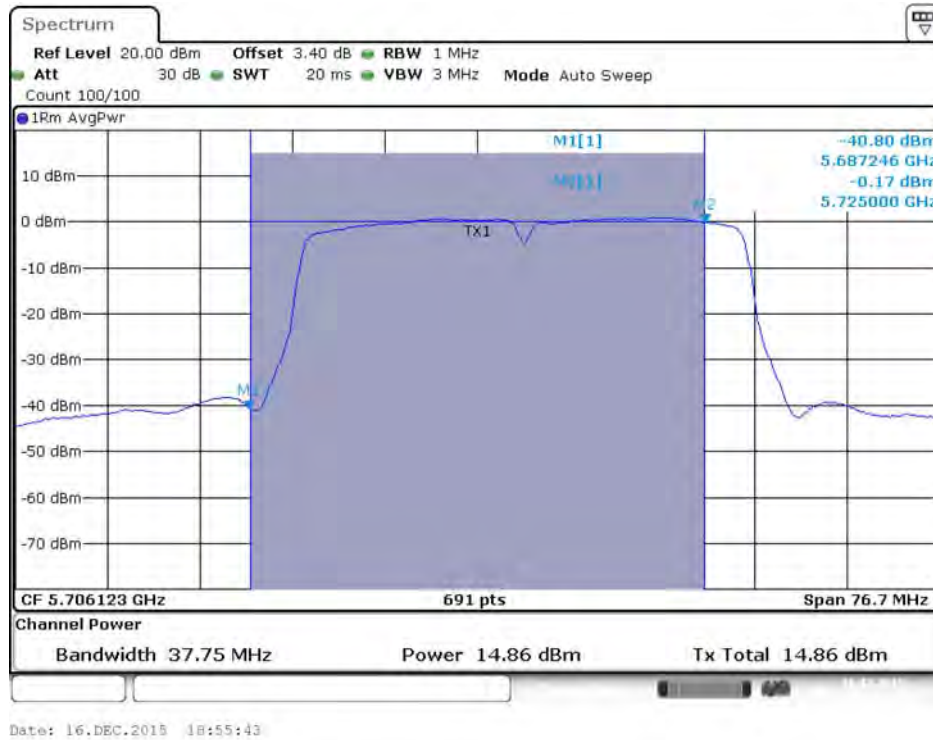
Conducted Output Power Plot on Configuration IEEE 802.11ac MCS0/Nss1 VHT40 / Chain 1 / 5710 MHz (UNII 2C)



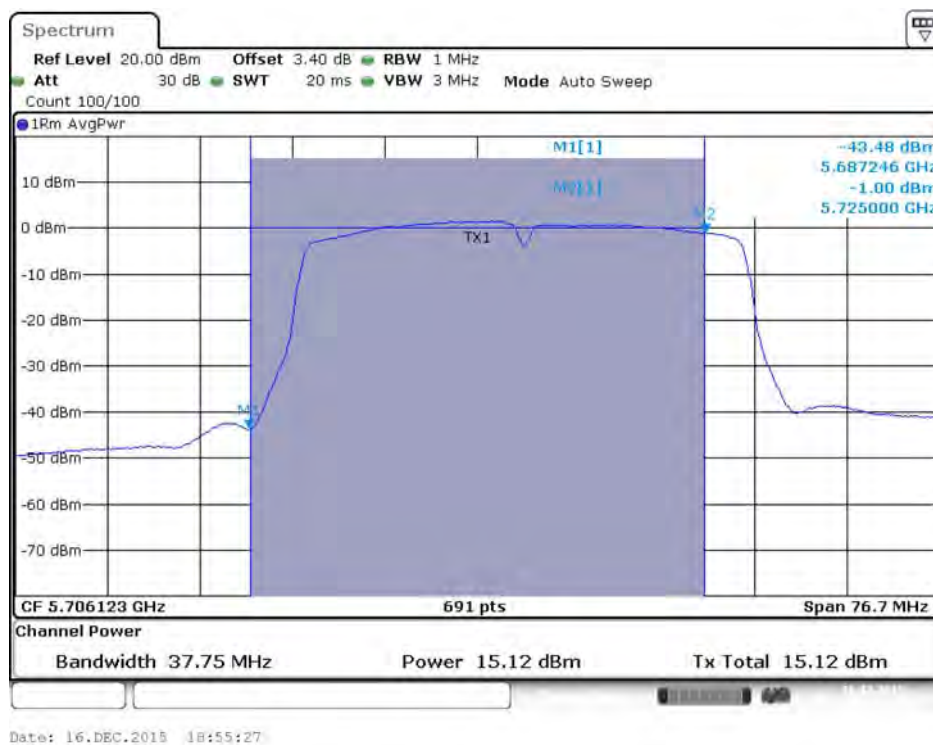
Conducted Output Power Plot on Configuration IEEE 802.11ac MCS0/Nss1 VHT40 / Chain 2 / 5710 MHz (UNII 2C)



Conducted Output Power Plot on Configuration IEEE 802.11ac MCS0/Nss1 VHT40 / Chain 3 / 5710 MHz (UNII 2C)



Conducted Output Power Plot on Configuration IEEE 802.11ac MCS0/Nss1 VHT40 / Chain 4 / 5710 MHz (UNII 2C)



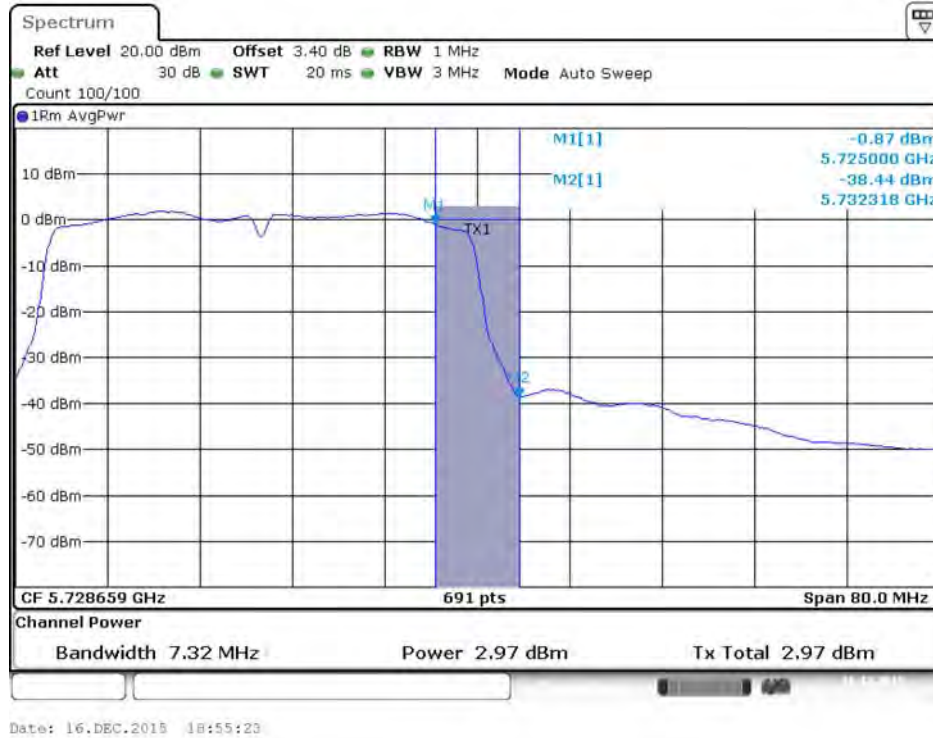
Conducted Output Power Plot on Configuration IEEE 802.11ac MCS0/Nss1 VHT40 / Chain 1 / 5710 MHz (UNII 3)



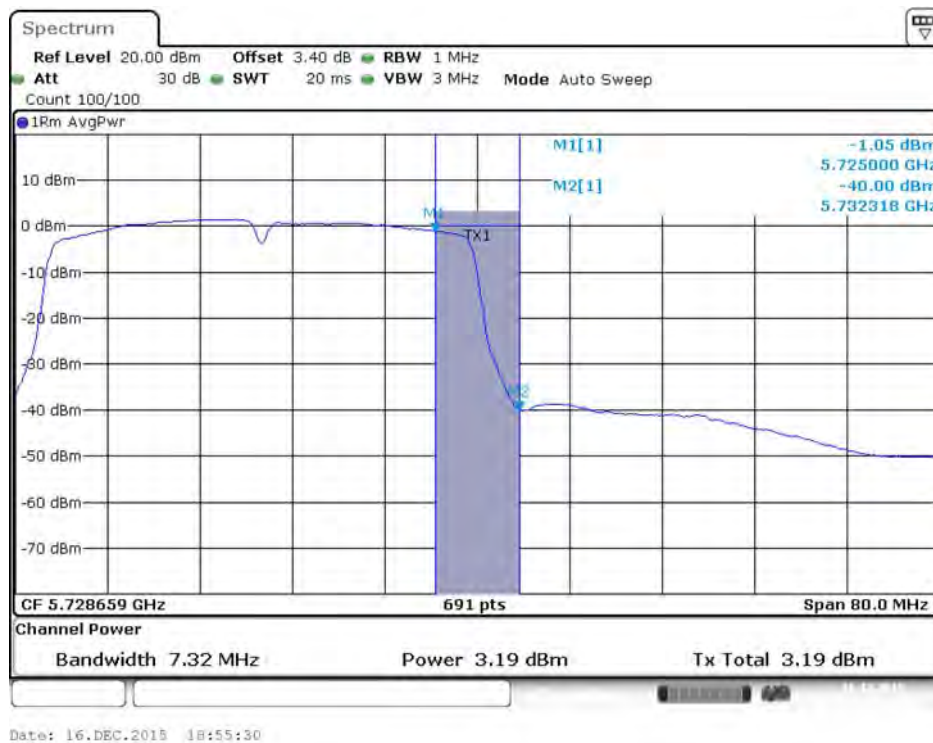
Conducted Output Power Plot on Configuration IEEE 802.11ac MCS0/Nss1 VHT40 / Chain 2 / 5710 MHz (UNII 3)



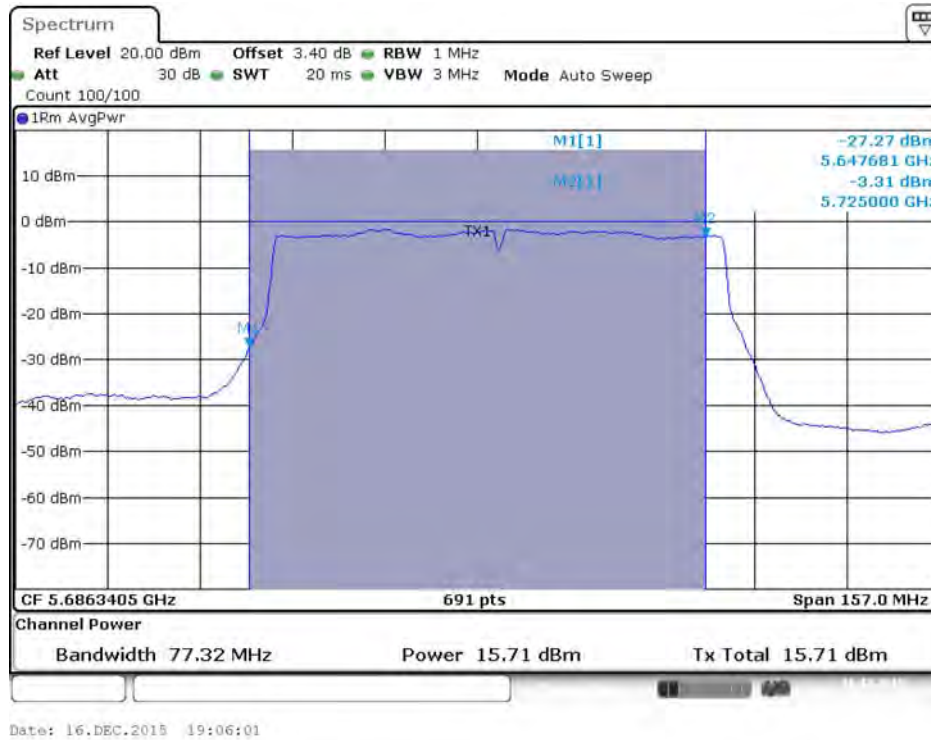
Conducted Output Power Plot on Configuration IEEE 802.11ac MCS0/Nss1 VHT40 / Chain 3 / 5710 MHz (UNII 3)



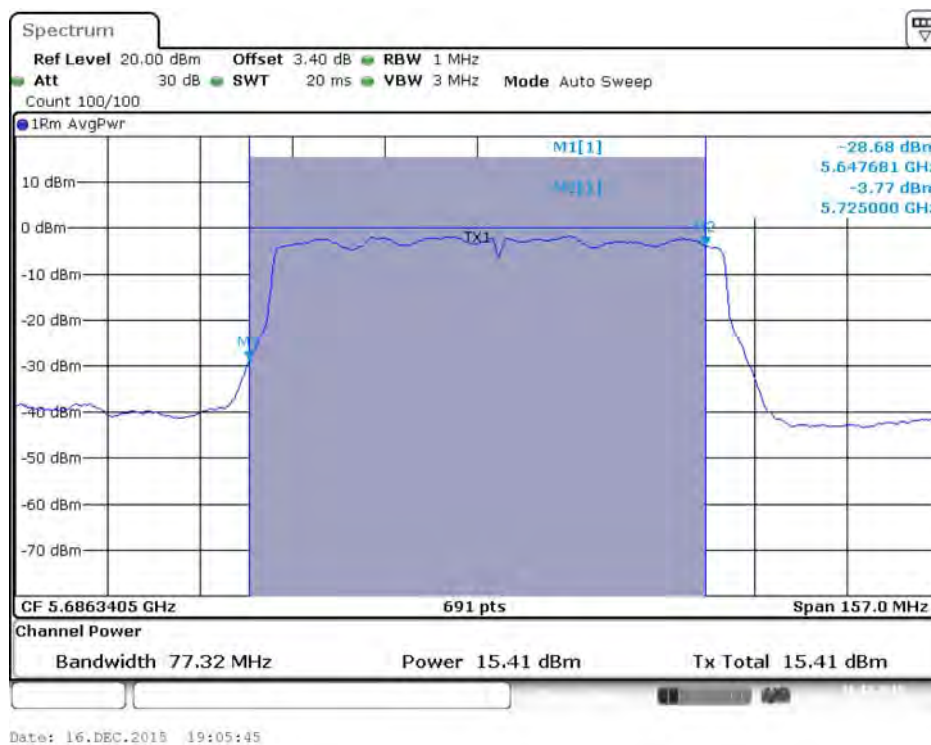
Conducted Output Power Plot on Configuration IEEE 802.11ac MCS0/Nss1 VHT40 / Chain 4 / 5710 MHz (UNII 3)



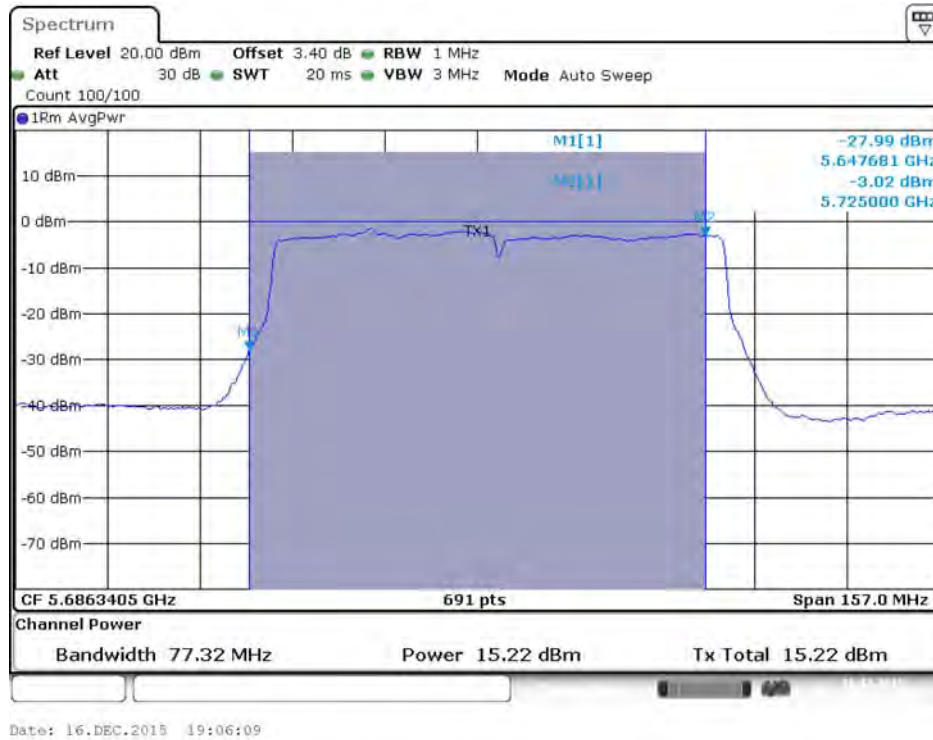
Conducted Output Power Plot on Configuration IEEE 802.11ac MCS0/Nss1 VHT80 / Chain 1 / 5690 MHz (UNII 2C)



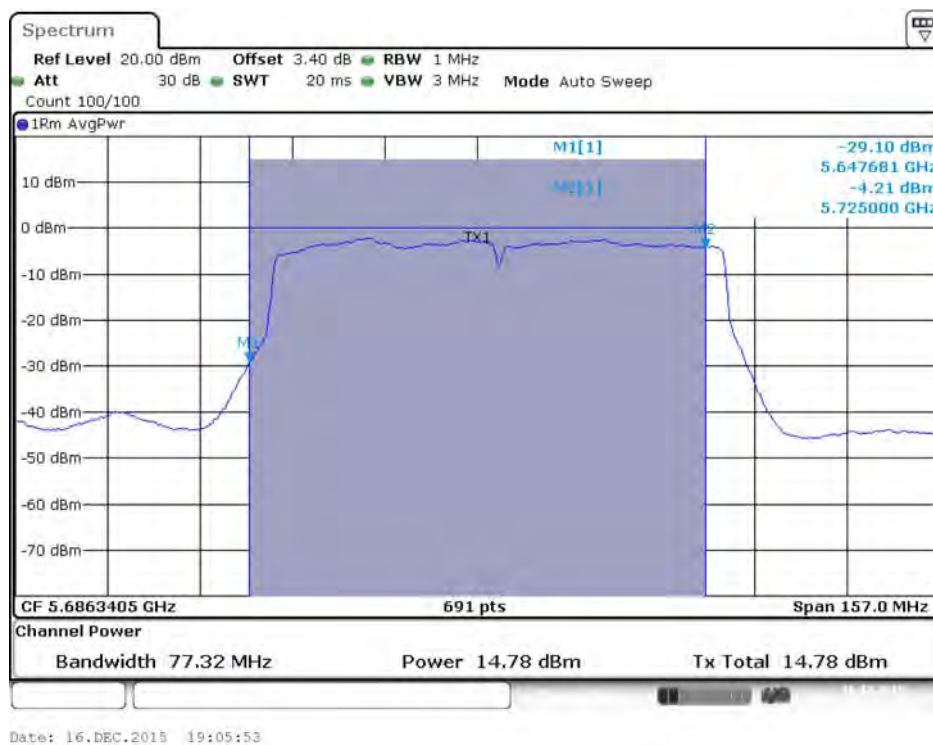
Conducted Output Power Plot on Configuration IEEE 802.11ac MCS0/Nss1 VHT80 / Chain 2 / 5690 MHz (UNII 2C)



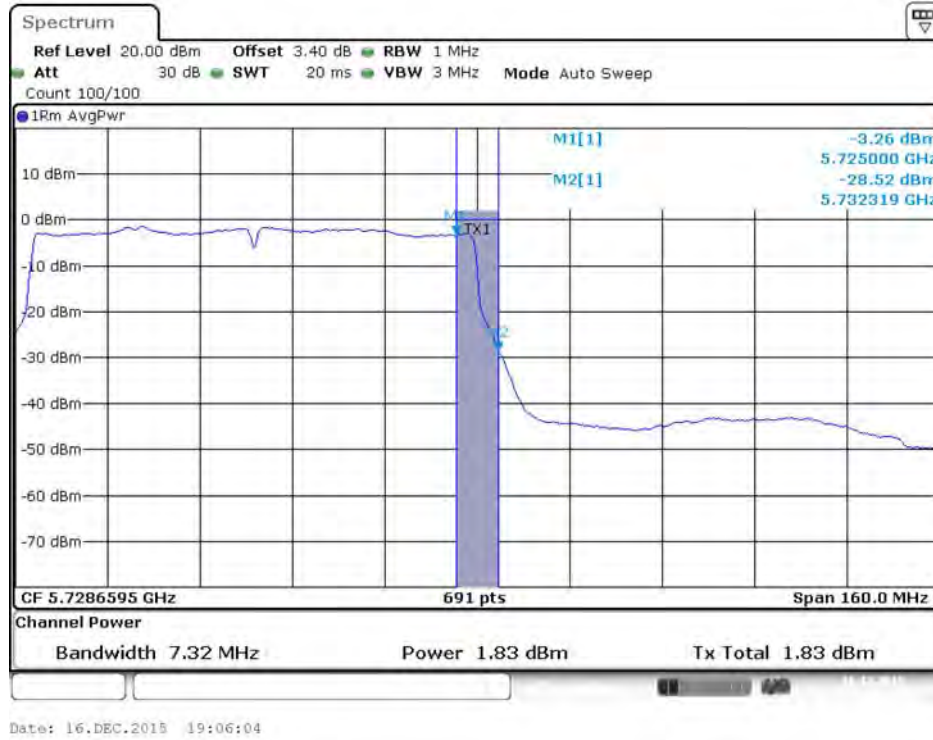
Conducted Output Power Plot on Configuration IEEE 802.11ac MCS0/Nss1 VHT80 / Chain 3 / 5690 MHz (UNII 2C)



Conducted Output Power Plot on Configuration IEEE 802.11ac MCS0/Nss1 VHT80 / Chain 4 / 5690 MHz (UNII 2C)



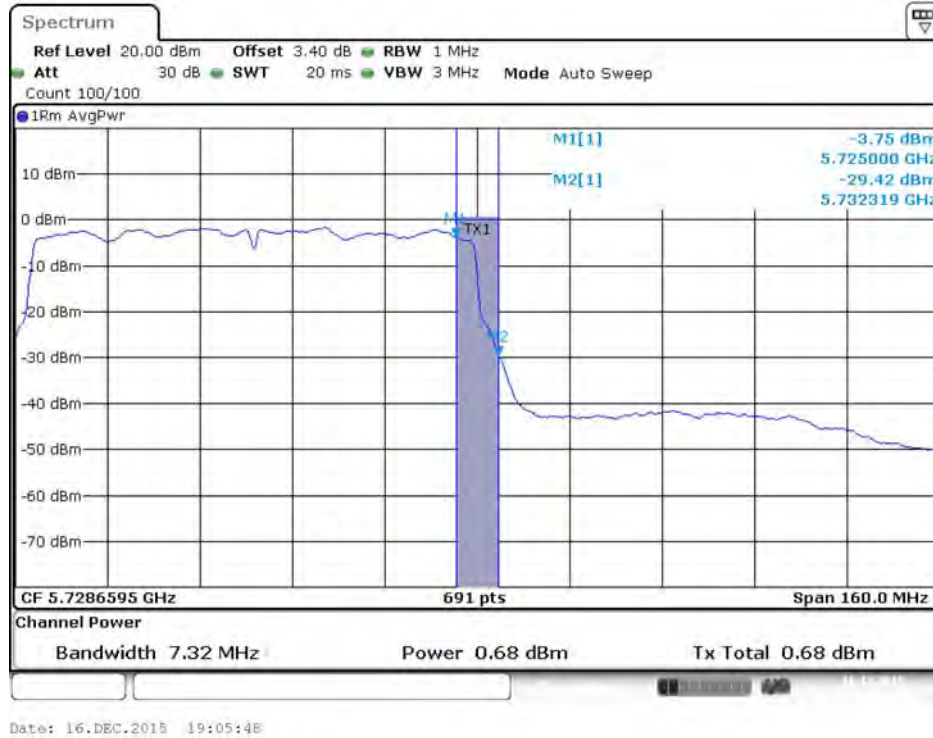
Conducted Output Power Plot on Configuration IEEE 802.11ac MCS0/Nss1 VHT80 / Chain 1 / 5690 MHz (UNII 3)



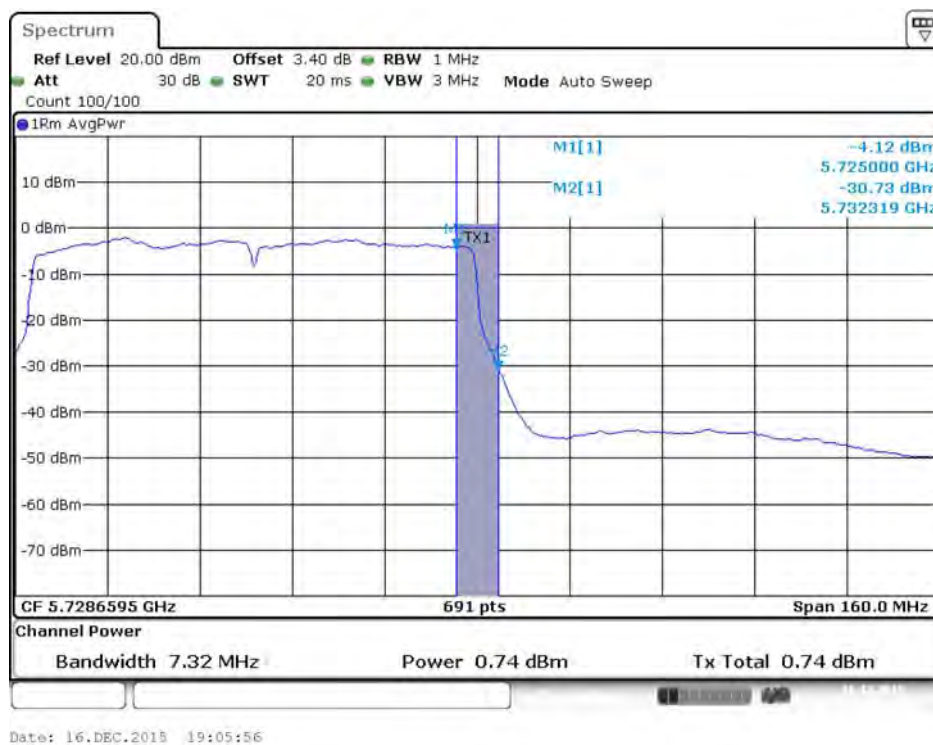
Conducted Output Power Plot on Configuration IEEE 802.11ac MCS0/Nss1 VHT80 / Chain 2 / 5690 MHz (UNII 3)



Conducted Output Power Plot on Configuration IEEE 802.11ac MCS0/Nss1 VHT80 / Chain 3 / 5690 MHz (UNII 3)

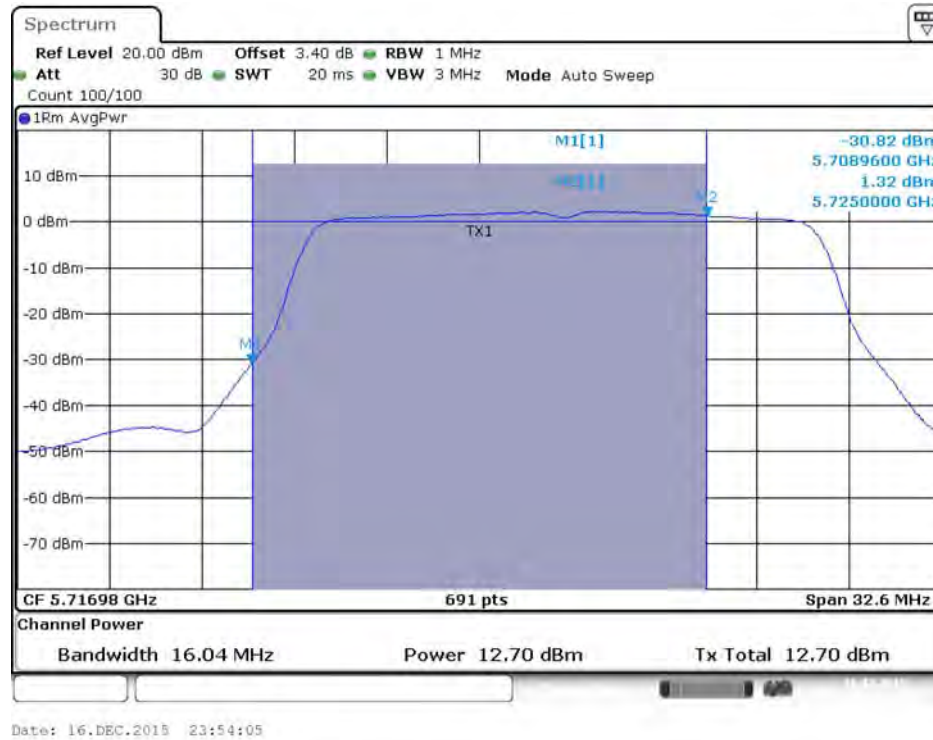


Conducted Output Power Plot on Configuration IEEE 802.11ac MCS0/Nss1 VHT80 / Chain 4 / 5690 MHz (UNII 3)



Mode 4: EUT 1 + Set 4 Sector Antenna / 7.5 dBi

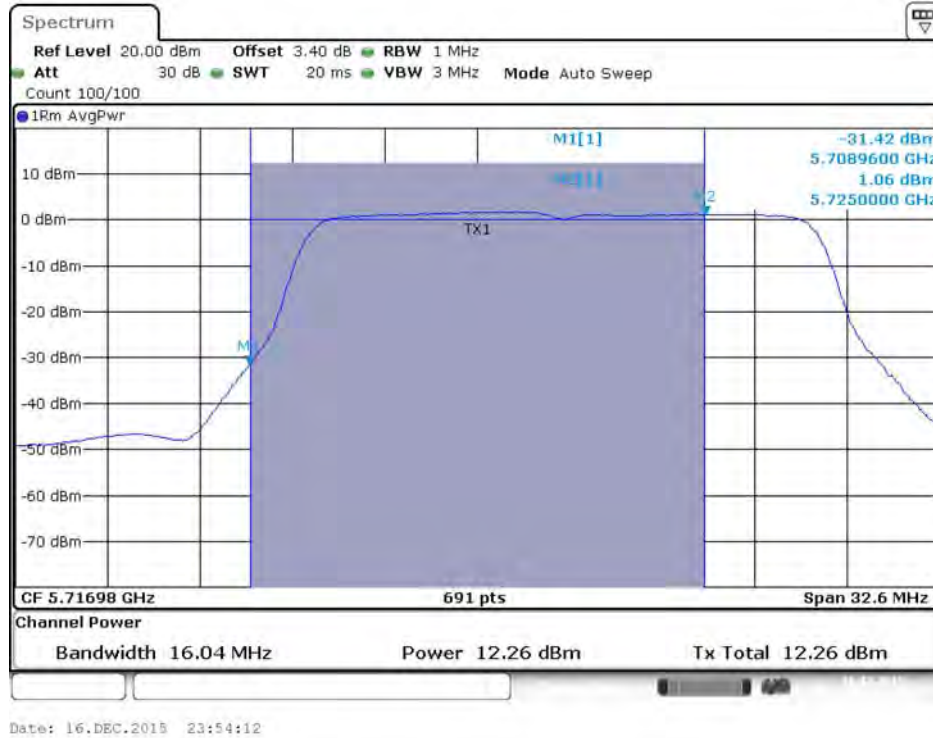
Conducted Output Power Plot on Configuration IEEE 802.11ac MCS0/Nss1 VHT20 / Chain 1 / 5720 MHz (UNII 2C)



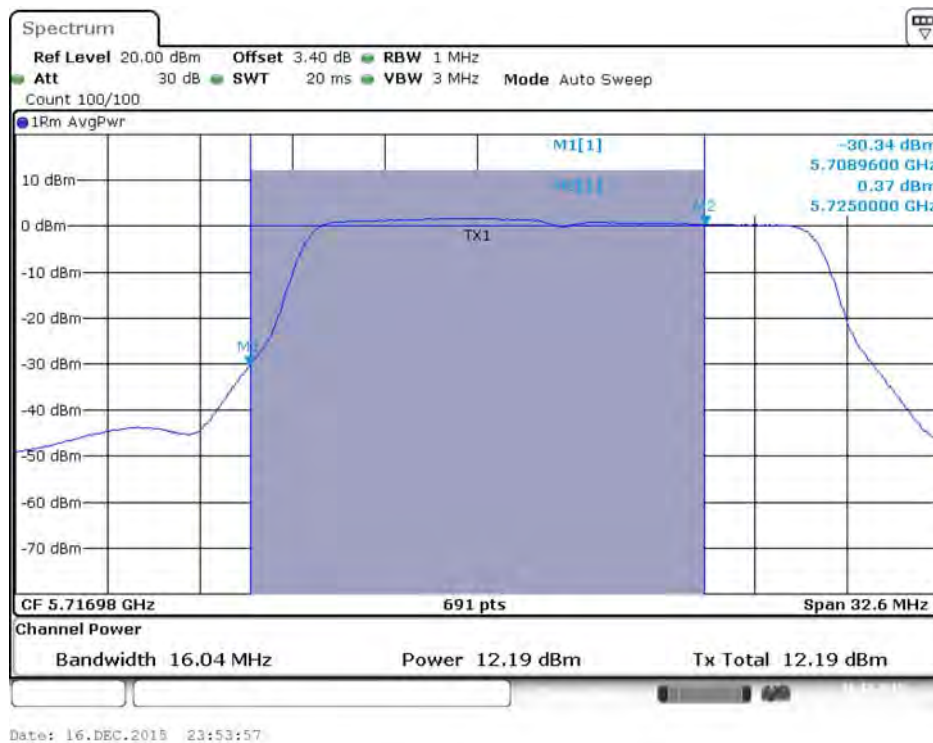
Conducted Output Power Plot on Configuration IEEE 802.11ac MCS0/Nss1 VHT20 / Chain 2 / 5720 MHz (UNII 2C)



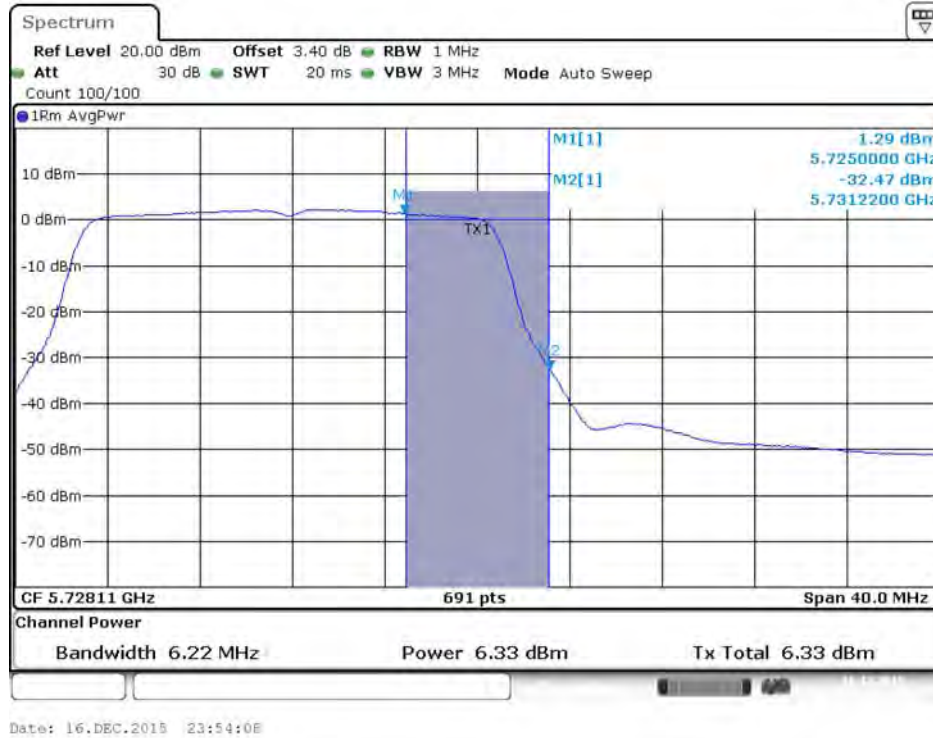
Conducted Output Power Plot on Configuration IEEE 802.11ac MCS0/Nss1 VHT20 / Chain 3 / 5720 MHz (UNII 2C)



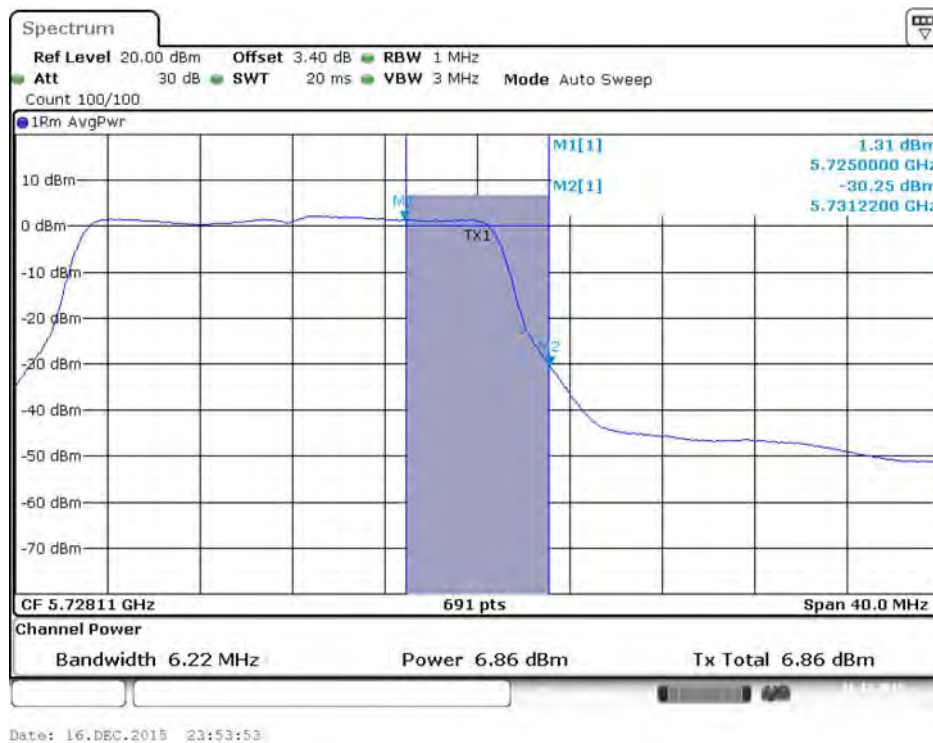
Conducted Output Power Plot on Configuration IEEE 802.11ac MCS0/Nss1 VHT20 / Chain 4 / 5720 MHz (UNII 2C)



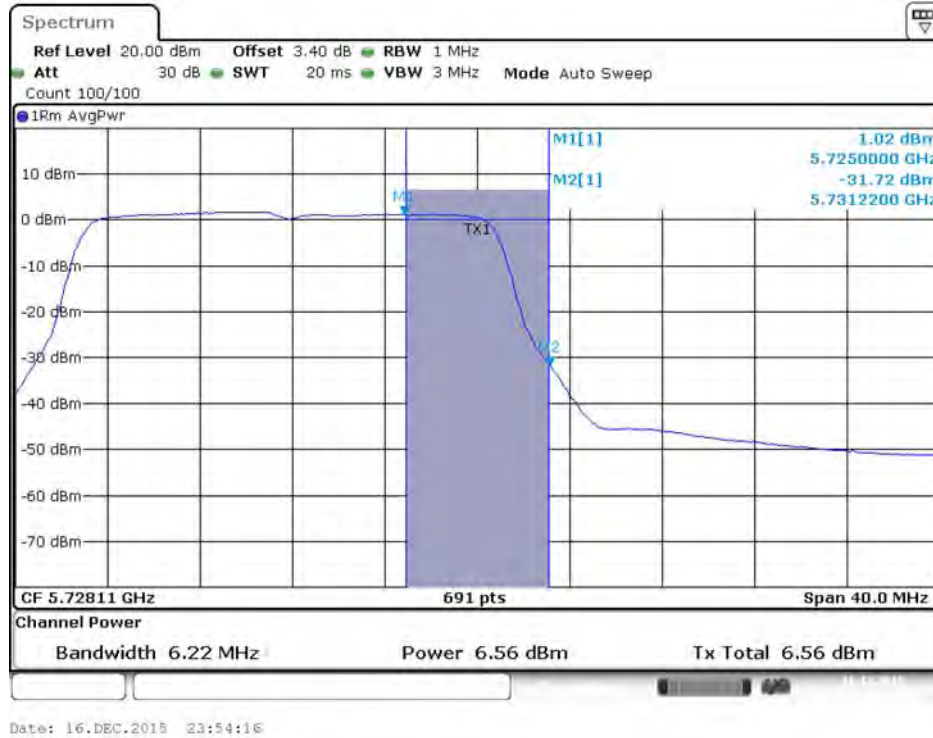
Conducted Output Power Plot on Configuration IEEE 802.11ac MCS0/Nss1 VHT20 / Chain 1 / 5720 MHz (UNII 3)



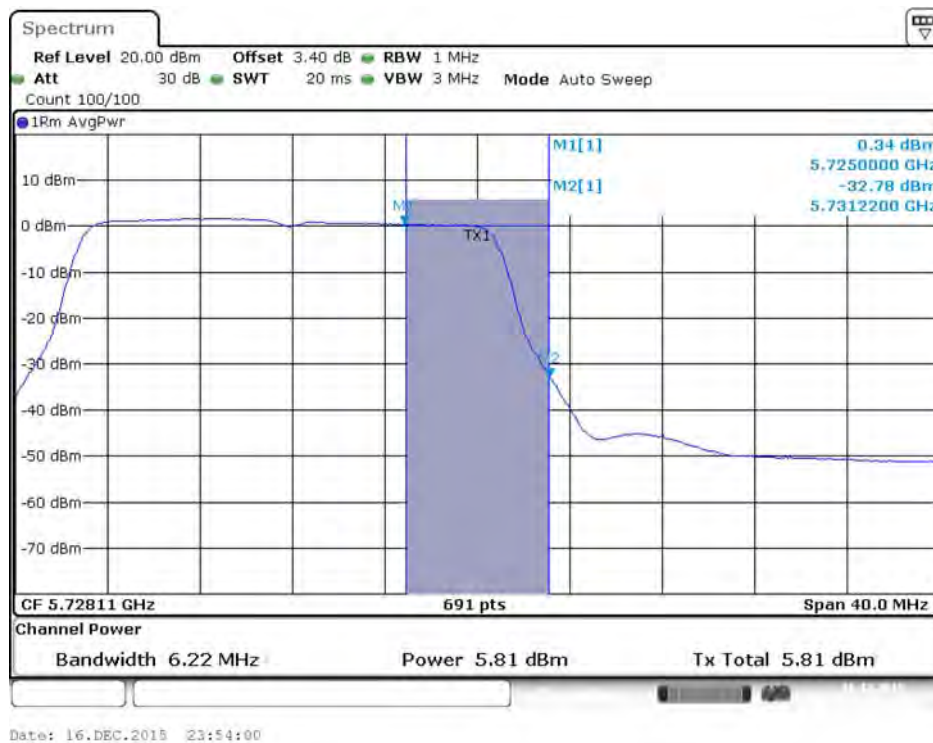
Conducted Output Power Plot on Configuration IEEE 802.11ac MCS0/Nss1 VHT20 / Chain 2 / 5720 MHz (UNII 3)



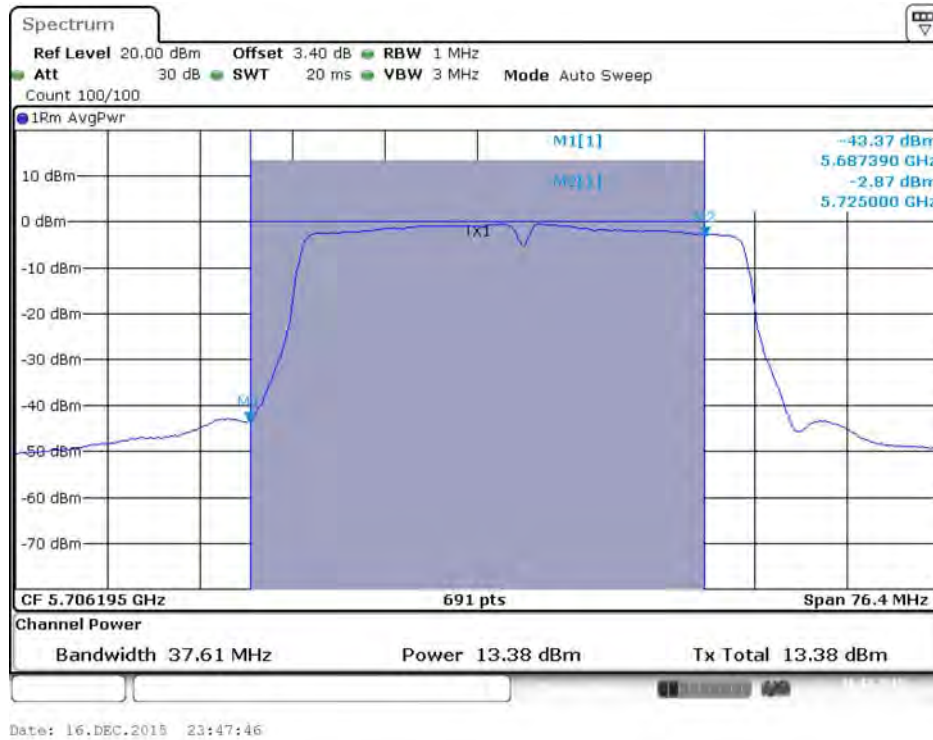
Conducted Output Power Plot on Configuration IEEE 802.11ac MCS0/Nss1 VHT20 / Chain 3 / 5720 MHz (UNII 3)



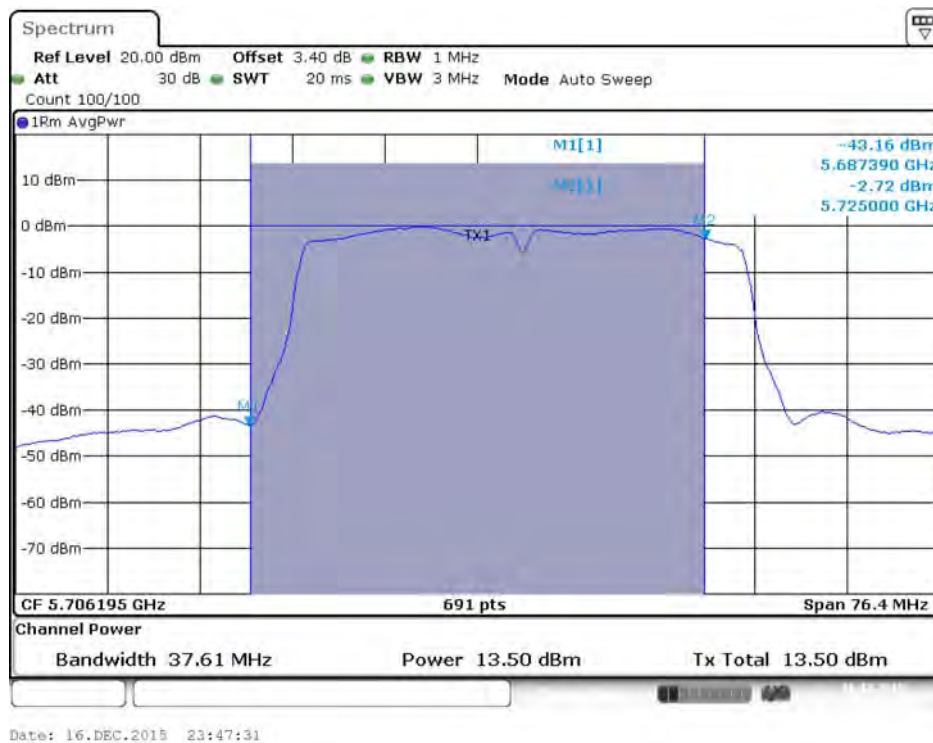
Conducted Output Power Plot on Configuration IEEE 802.11ac MCS0/Nss1 VHT20 / Chain 4 / 5720 MHz (UNII 3)



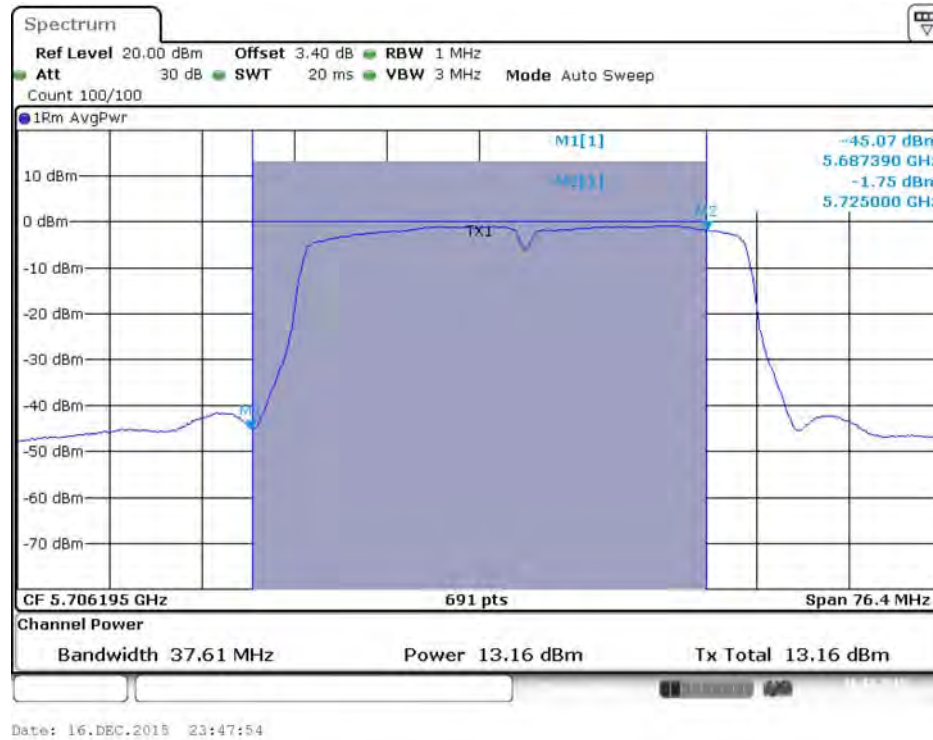
Conducted Output Power Plot on Configuration IEEE 802.11ac MCS0/Nss1 VHT40 / Chain 1 / 5710 MHz (UNII 2C)



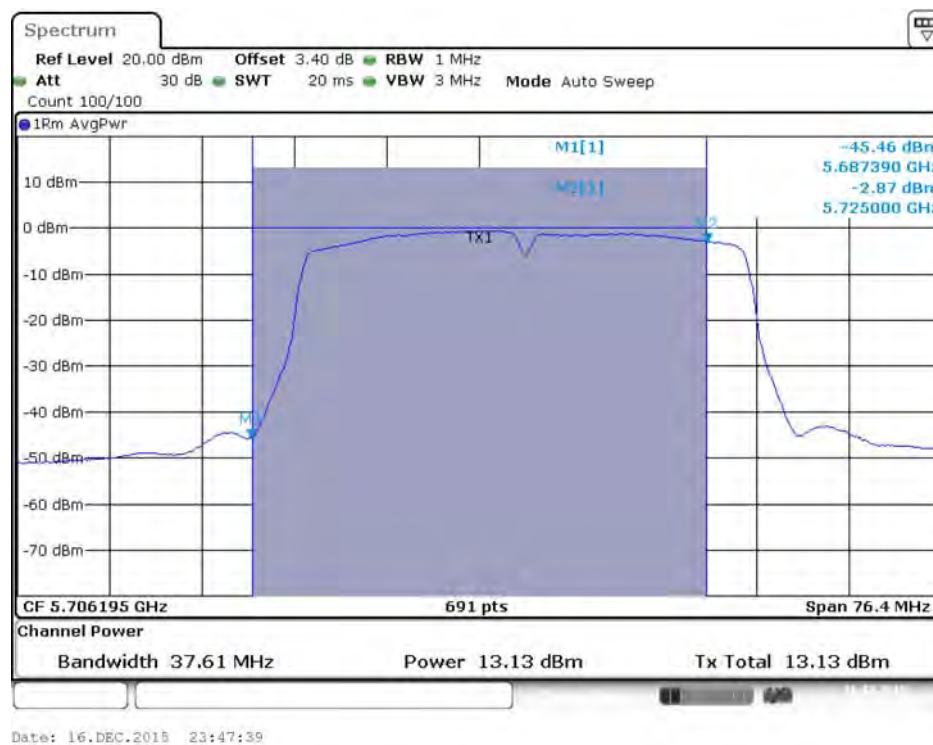
Conducted Output Power Plot on Configuration IEEE 802.11ac MCS0/Nss1 VHT40 / Chain 2 / 5710 MHz (UNII 2C)



Conducted Output Power Plot on Configuration IEEE 802.11ac MCS0/Nss1 VHT40 / Chain 3 / 5710 MHz (UNII 2C)



Conducted Output Power Plot on Configuration IEEE 802.11ac MCS0/Nss1 VHT40 / Chain 4 / 5710 MHz (UNII 2C)



Conducted Output Power Plot on Configuration IEEE 802.11ac MCS0/Nss1 VHT40 / Chain 1 / 5710 MHz (UNII 3)



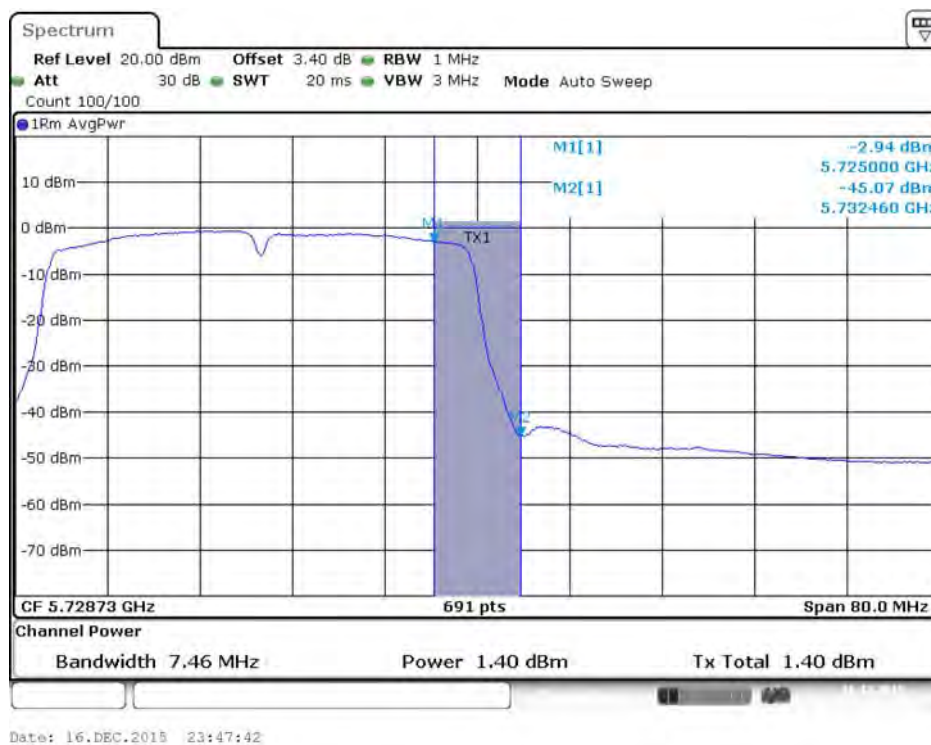
Conducted Output Power Plot on Configuration IEEE 802.11ac MCS0/Nss1 VHT40 / Chain 2 / 5710 MHz (UNII 3)



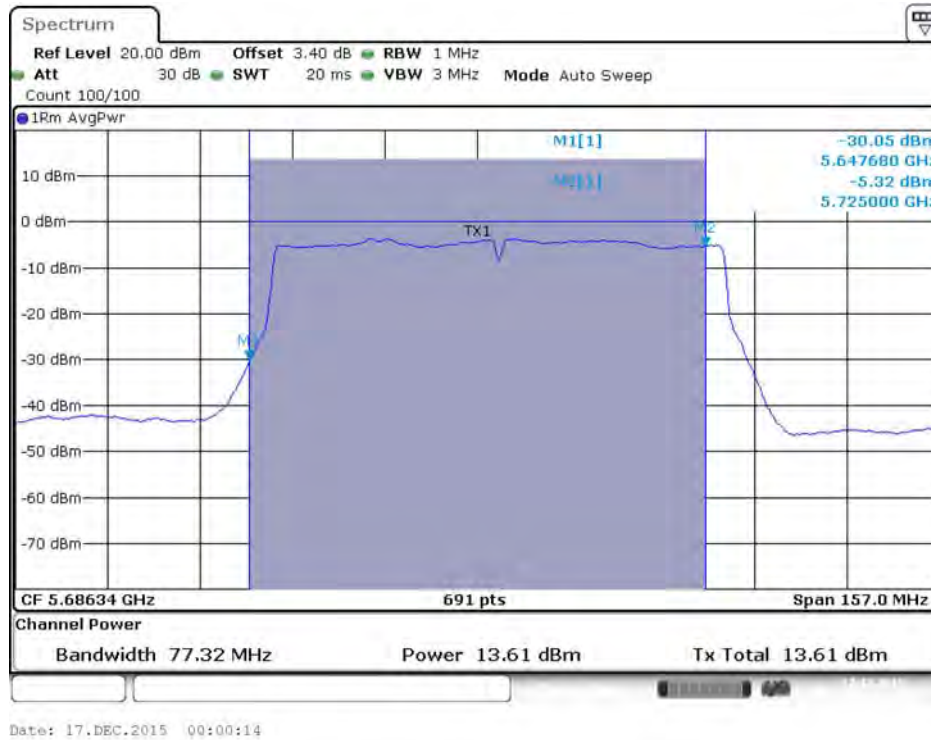
Conducted Output Power Plot on Configuration IEEE 802.11ac MCS0/Nss1 VHT40 / Chain 3 / 5710 MHz (UNII 3)



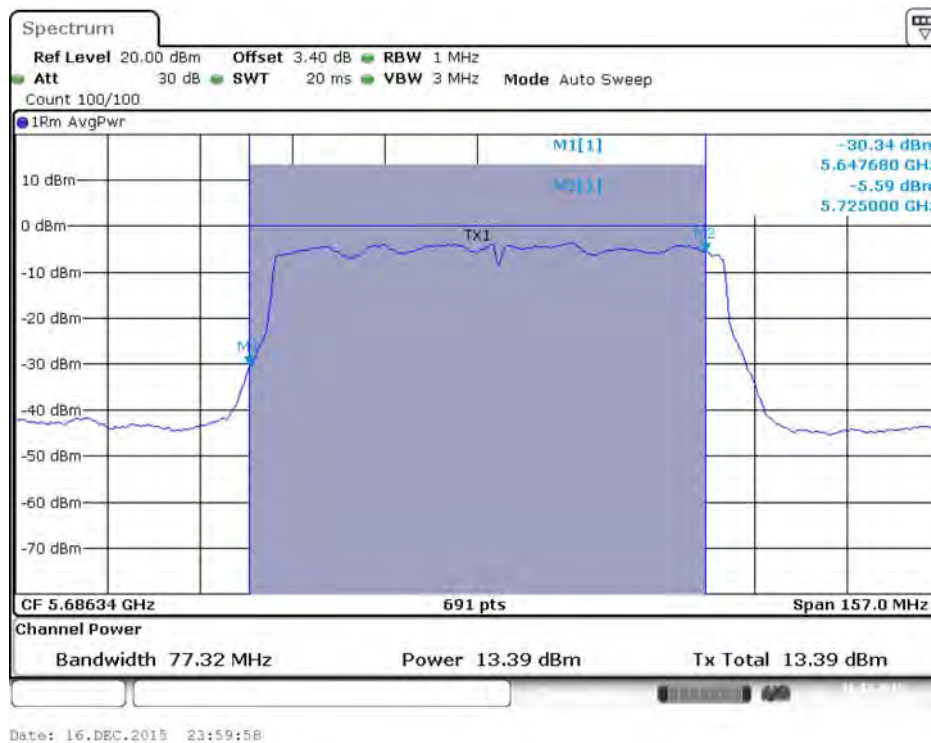
Conducted Output Power Plot on Configuration IEEE 802.11ac MCS0/Nss1 VHT40 / Chain 4 / 5710 MHz (UNII 3)



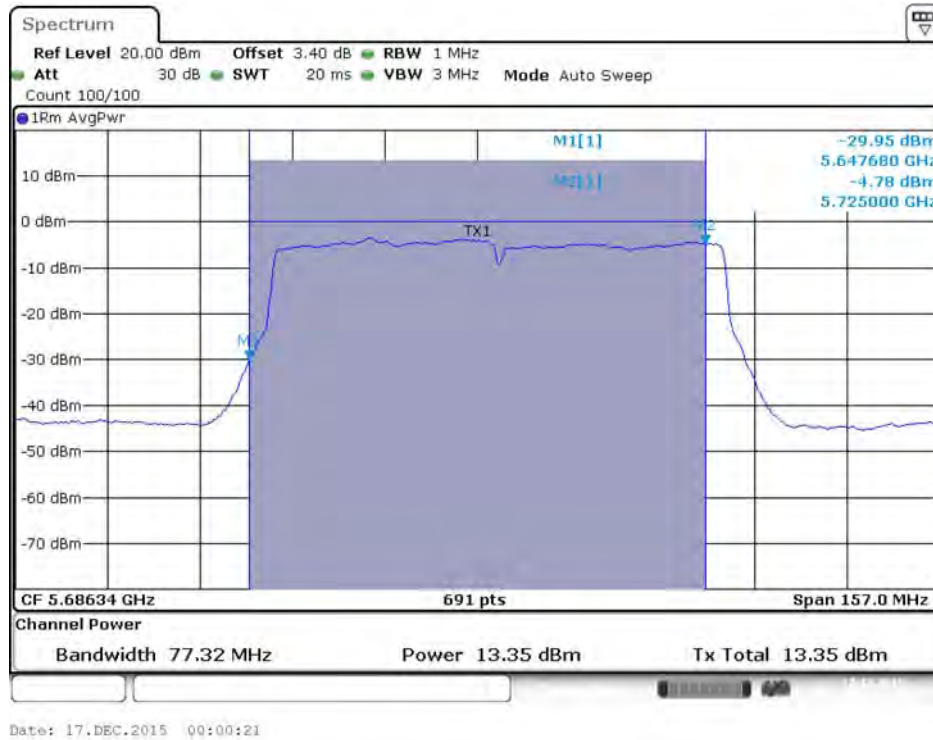
Conducted Output Power Plot on Configuration IEEE 802.11ac MCS0/Nss1 VHT80 / Chain 1 / 5690 MHz (UNII 2C)



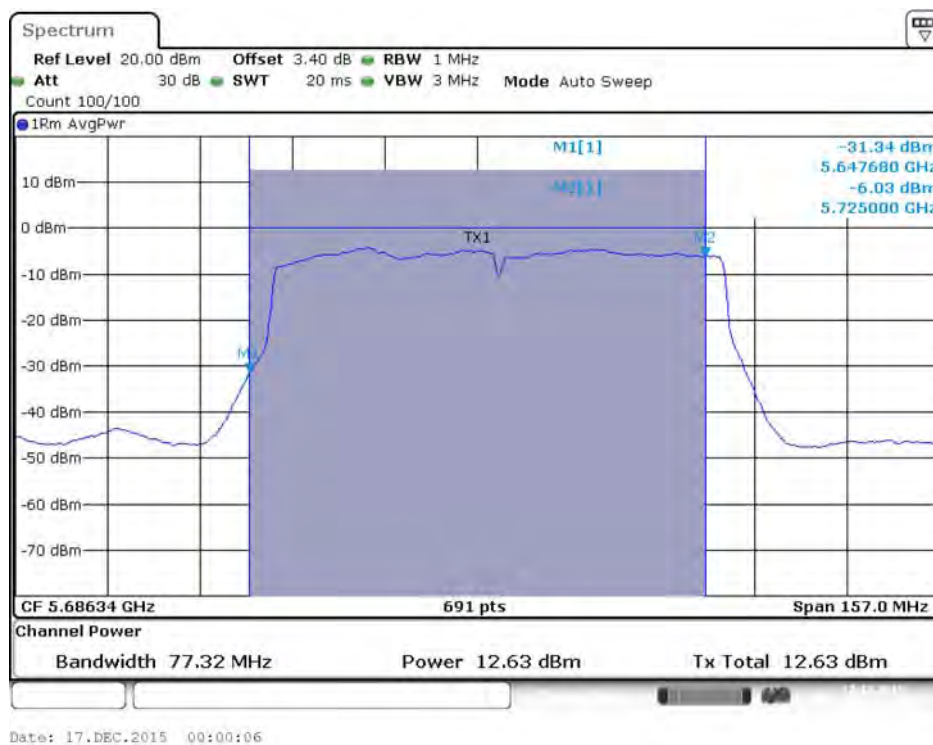
Conducted Output Power Plot on Configuration IEEE 802.11ac MCS0/Nss1 VHT80 / Chain 2 / 5690 MHz (UNII 2C)



Conducted Output Power Plot on Configuration IEEE 802.11ac MCS0/Nss1 VHT80 / Chain 3 / 5690 MHz (UNII 2C)



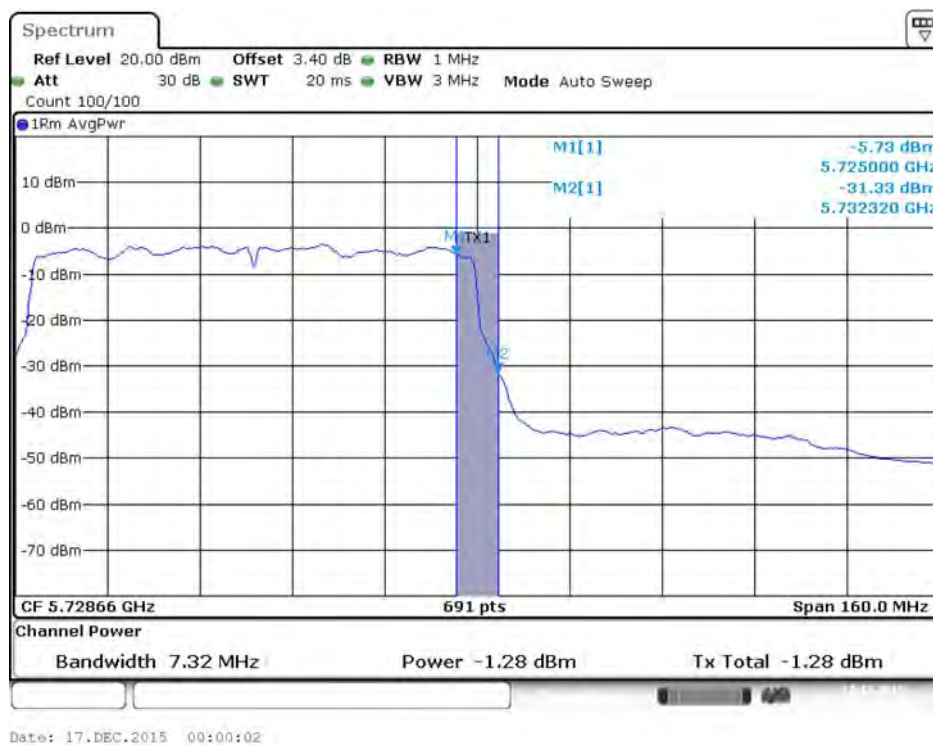
Conducted Output Power Plot on Configuration IEEE 802.11ac MCS0/Nss1 VHT80 / Chain 4 / 5690 MHz (UNII 2C)



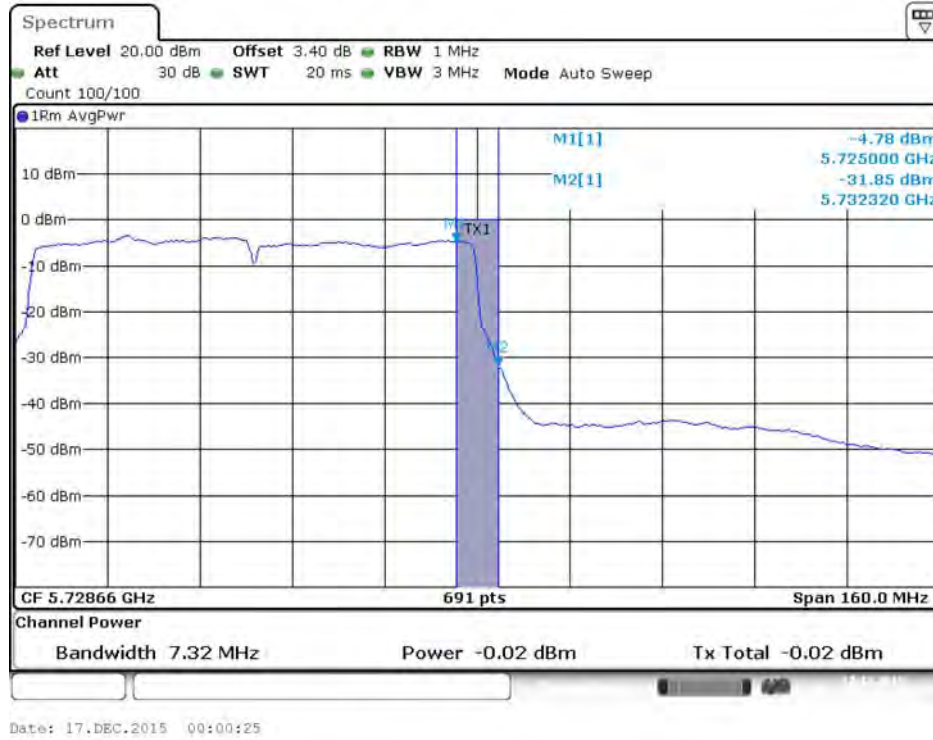
Conducted Output Power Plot on Configuration IEEE 802.11ac MCS0/Nss1 VHT80 / Chain 1 / 5690 MHz (UNII 3)



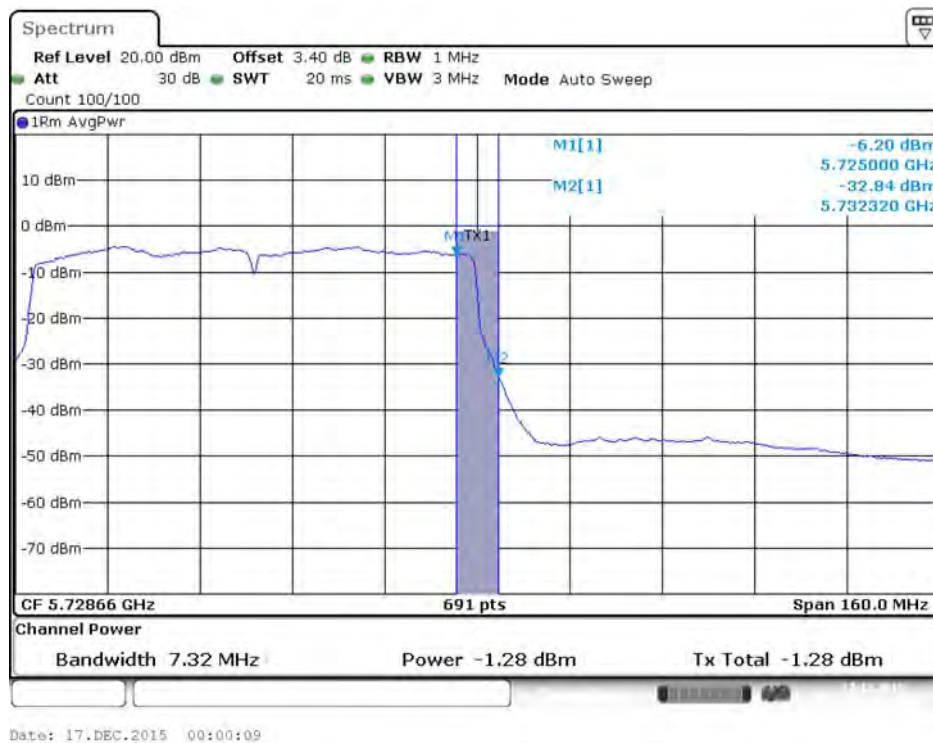
Conducted Output Power Plot on Configuration IEEE 802.11ac MCS0/Nss1 VHT80 / Chain 2 / 5690 MHz (UNII 3)



Conducted Output Power Plot on Configuration IEEE 802.11ac MCS0/Nss1 VHT80 / Chain 3 / 5690 MHz (UNII 3)

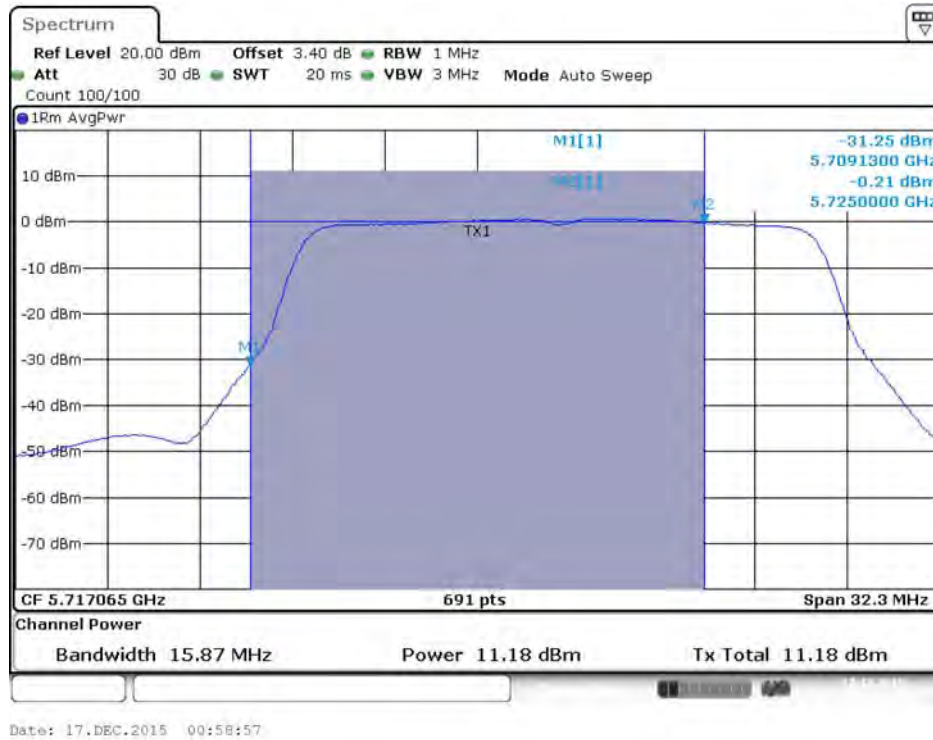


Conducted Output Power Plot on Configuration IEEE 802.11ac MCS0/Nss1 VHT80 / Chain 4 / 5690 MHz (UNII 3)

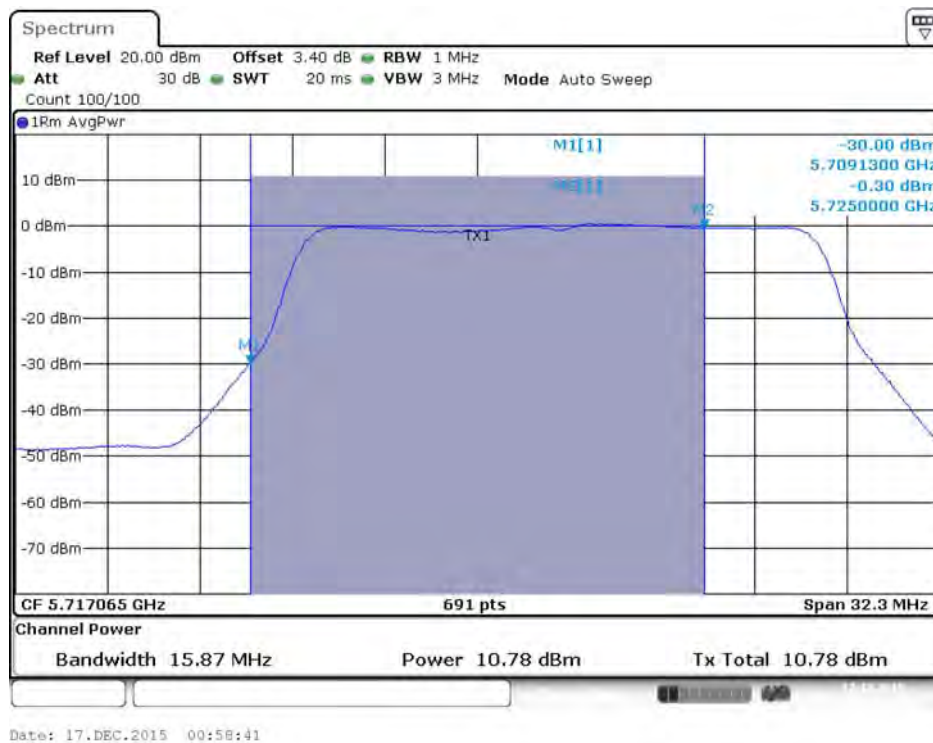


Mode 5: EUT 1 + Set 5 Panel Antenna / 6 dBi

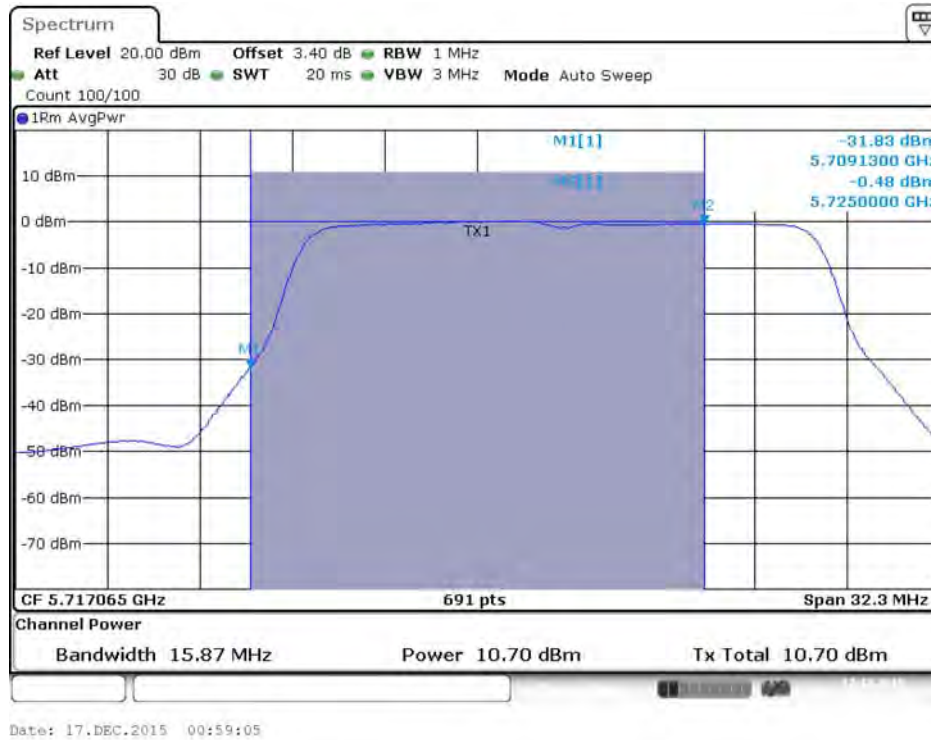
Conducted Output Power Plot on Configuration IEEE 802.11ac MCS0/Nss1 VHT20 / Chain 1 / 5720 MHz (UNII 2C)



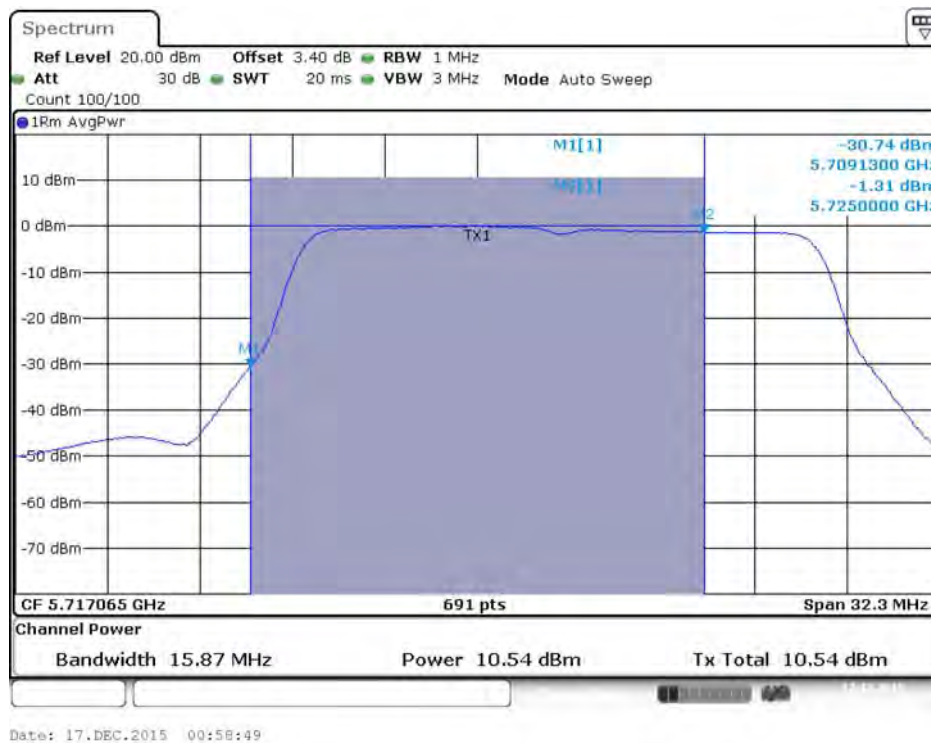
Conducted Output Power Plot on Configuration IEEE 802.11ac MCS0/Nss1 VHT20 / Chain 2 / 5720 MHz (UNII 2C)



Conducted Output Power Plot on Configuration IEEE 802.11ac MCS0/Nss1 VHT20 / Chain 3 / 5720 MHz (UNII 2C)



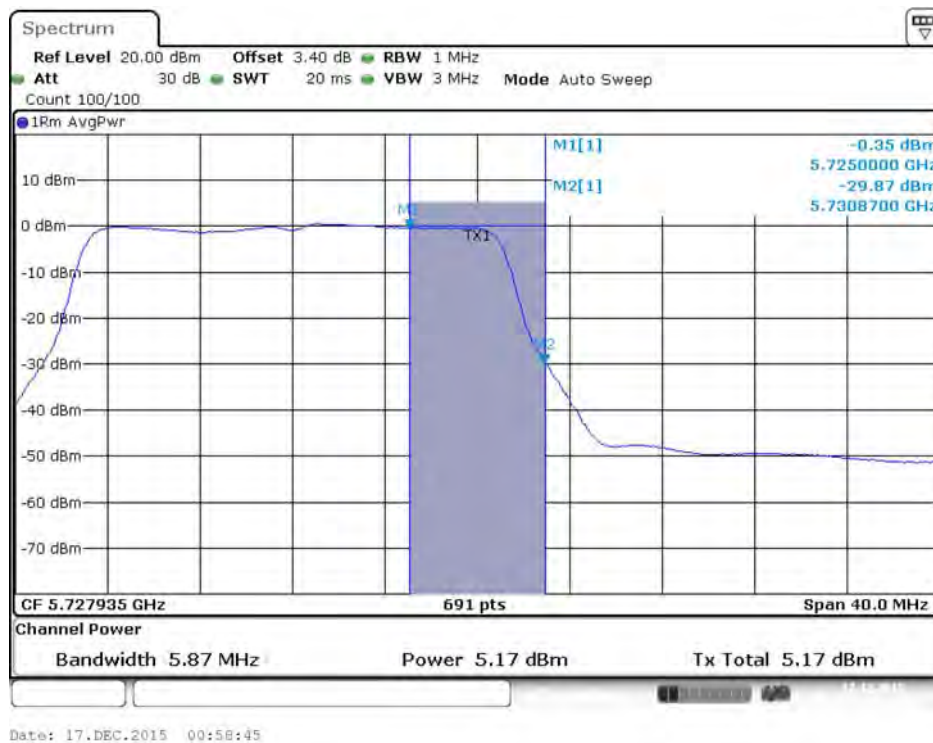
Conducted Output Power Plot on Configuration IEEE 802.11ac MCS0/Nss1 VHT20 / Chain 4 / 5720 MHz (UNII 2C)



Conducted Output Power Plot on Configuration IEEE 802.11ac MCS0/Nss1 VHT20 / Chain 1 / 5720 MHz (UNII 3)



Conducted Output Power Plot on Configuration IEEE 802.11ac MCS0/Nss1 VHT20 / Chain 2 / 5720 MHz (UNII 3)



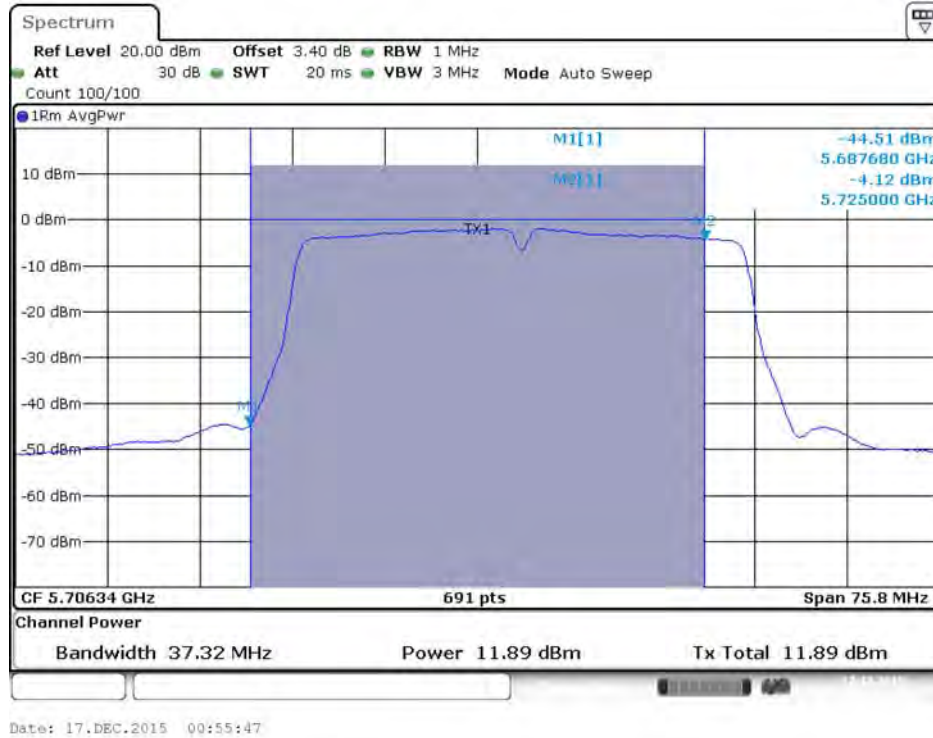
Conducted Output Power Plot on Configuration IEEE 802.11ac MCS0/Nss1 VHT20 / Chain 3 / 5720 MHz (UNII 3)



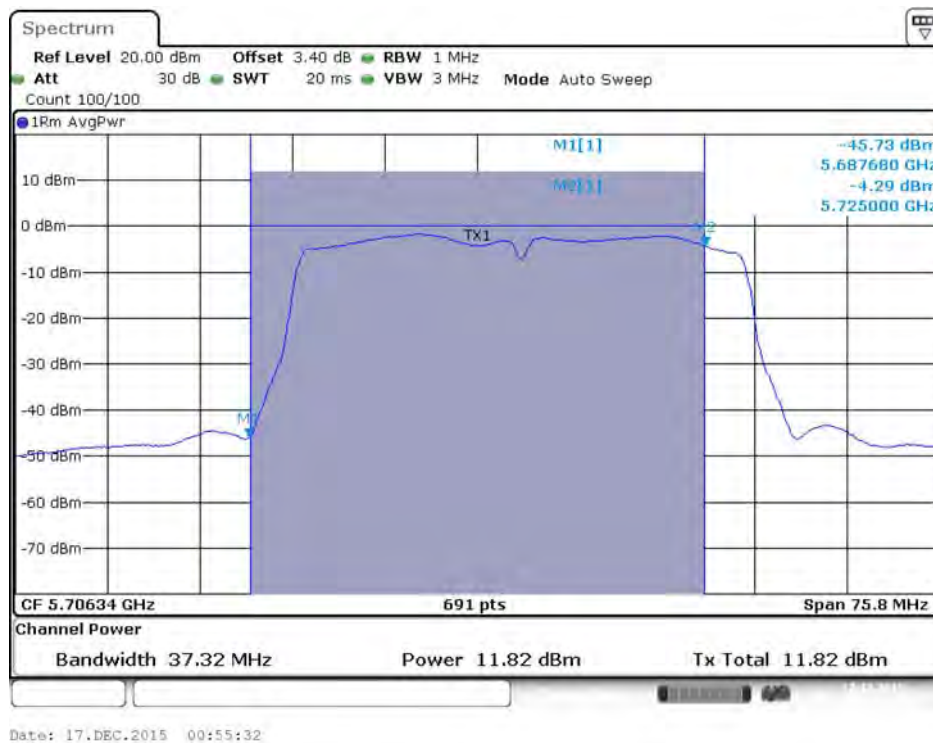
Conducted Output Power Plot on Configuration IEEE 802.11ac MCS0/Nss1 VHT20 / Chain 4 / 5720 MHz (UNII 3)



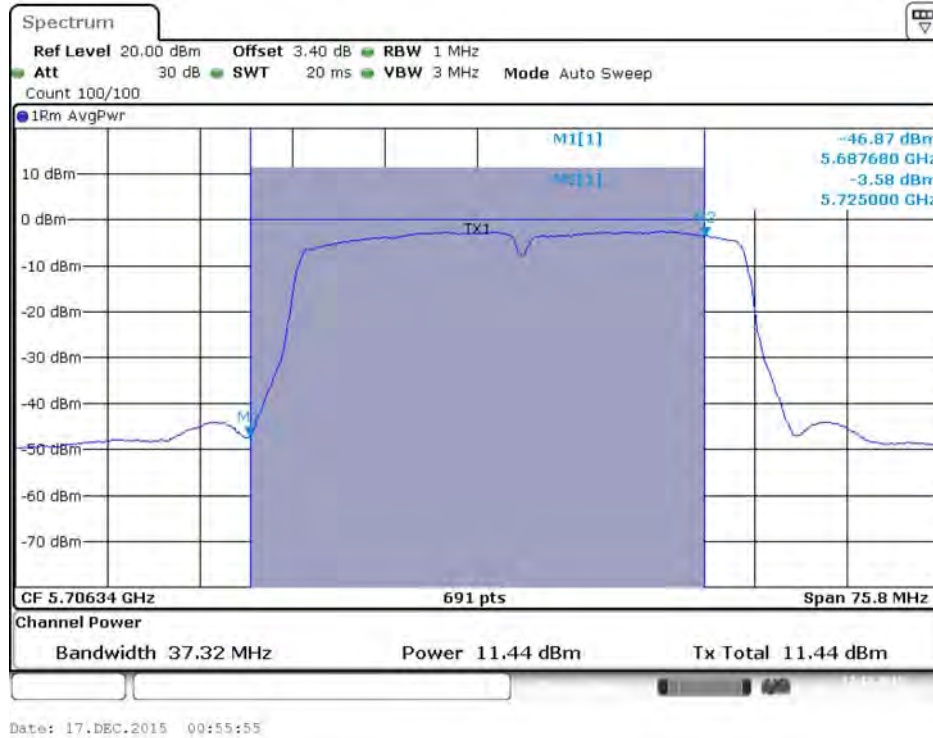
Conducted Output Power Plot on Configuration IEEE 802.11ac MCS0/Nss1 VHT40 / Chain 1 / 5710 MHz (UNII 2C)



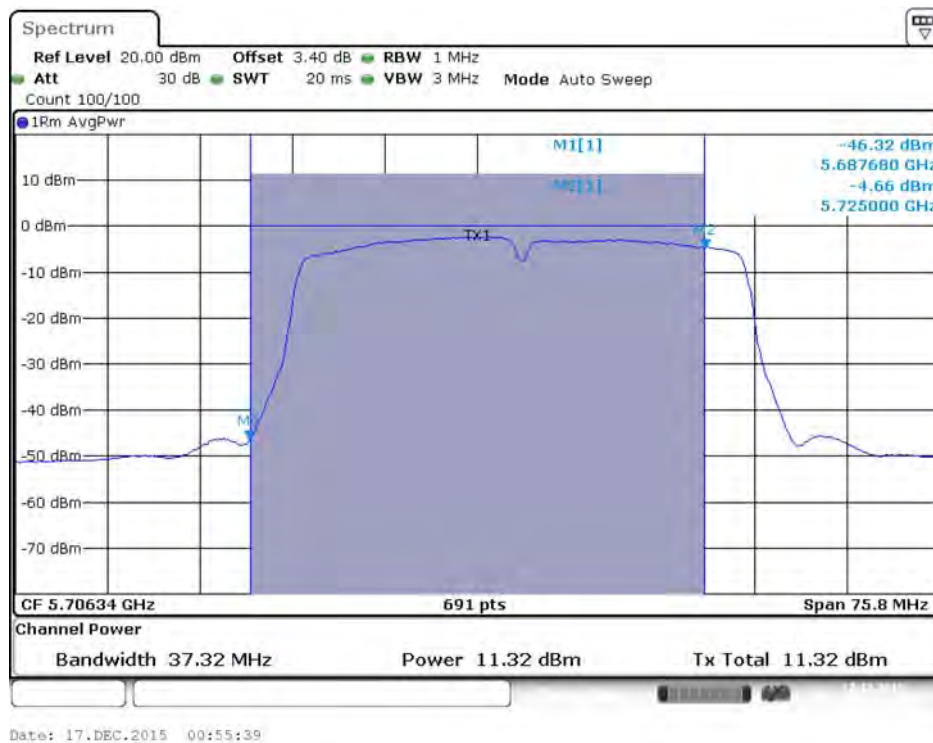
Conducted Output Power Plot on Configuration IEEE 802.11ac MCS0/Nss1 VHT40 / Chain 2 / 5710 MHz (UNII 2C)



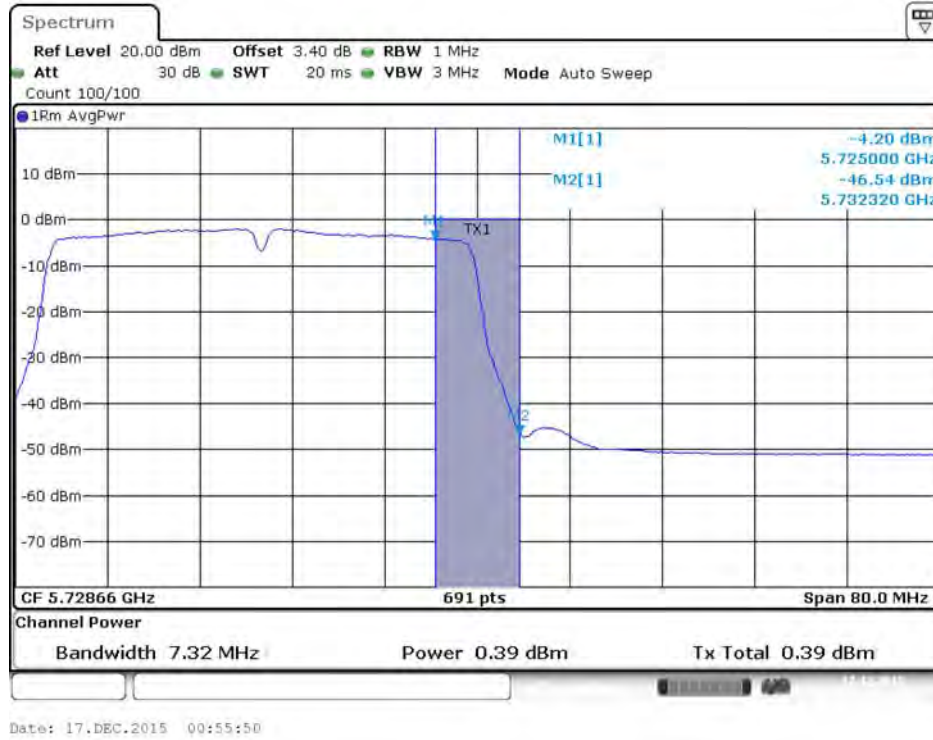
Conducted Output Power Plot on Configuration IEEE 802.11ac MCS0/Nss1 VHT40 / Chain 3 / 5710 MHz (UNII 2C)



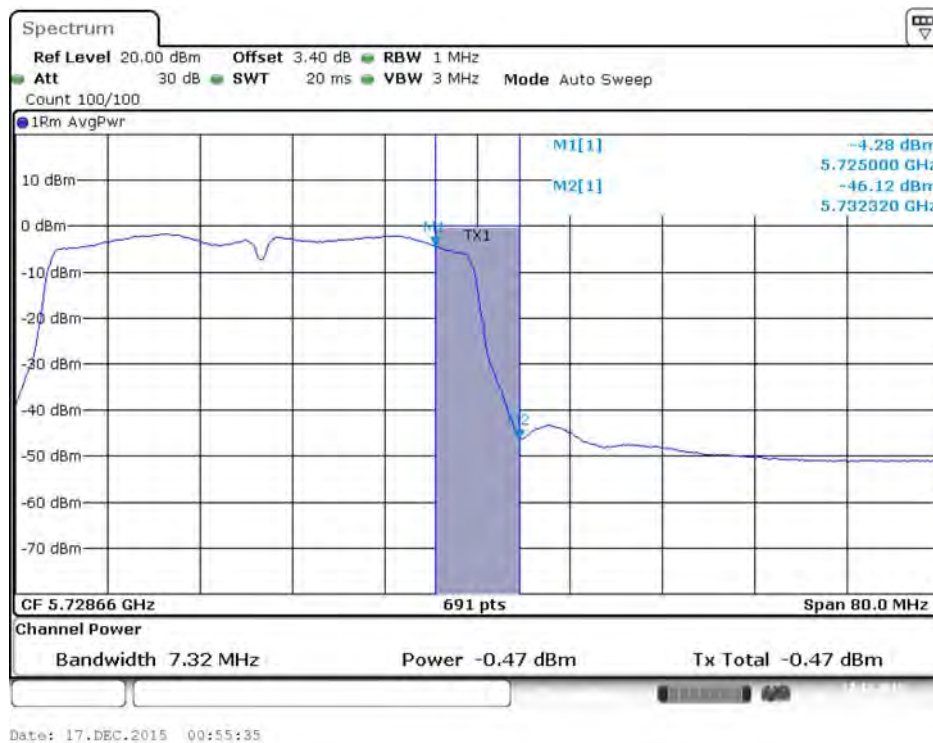
Conducted Output Power Plot on Configuration IEEE 802.11ac MCS0/Nss1 VHT40 / Chain 4 / 5710 MHz (UNII 2C)



Conducted Output Power Plot on Configuration IEEE 802.11ac MCS0/Nss1 VHT40 / Chain 1 / 5710 MHz (UNII 3)



Conducted Output Power Plot on Configuration IEEE 802.11ac MCS0/Nss1 VHT40 / Chain 2 / 5710 MHz (UNII 3)



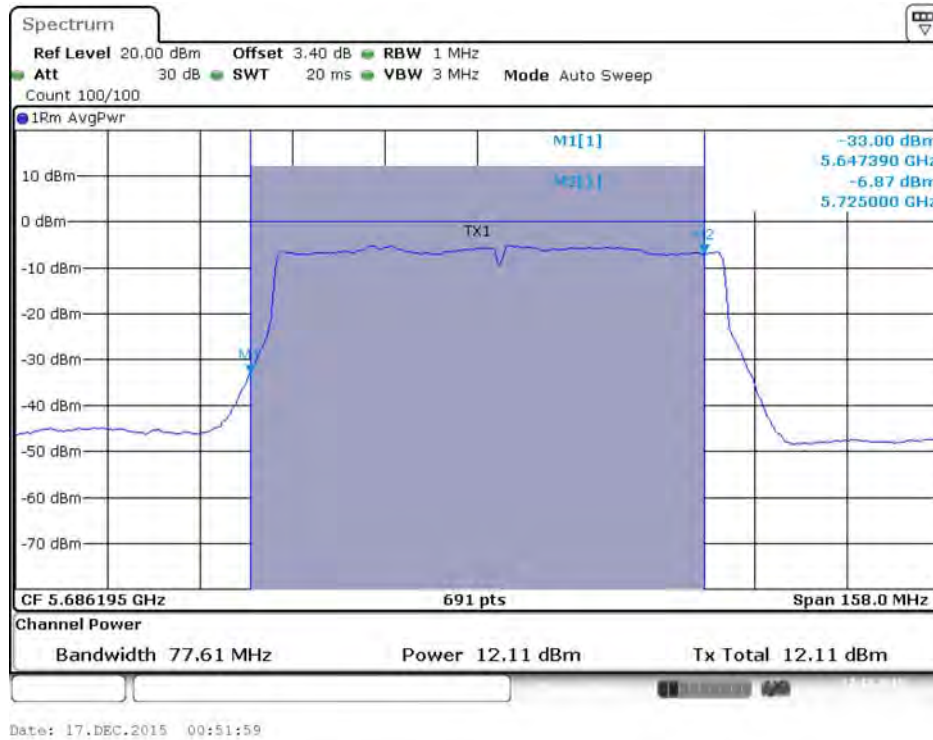
Conducted Output Power Plot on Configuration IEEE 802.11ac MCS0/Nss1 VHT40 / Chain 3 / 5710 MHz (UNII 3)



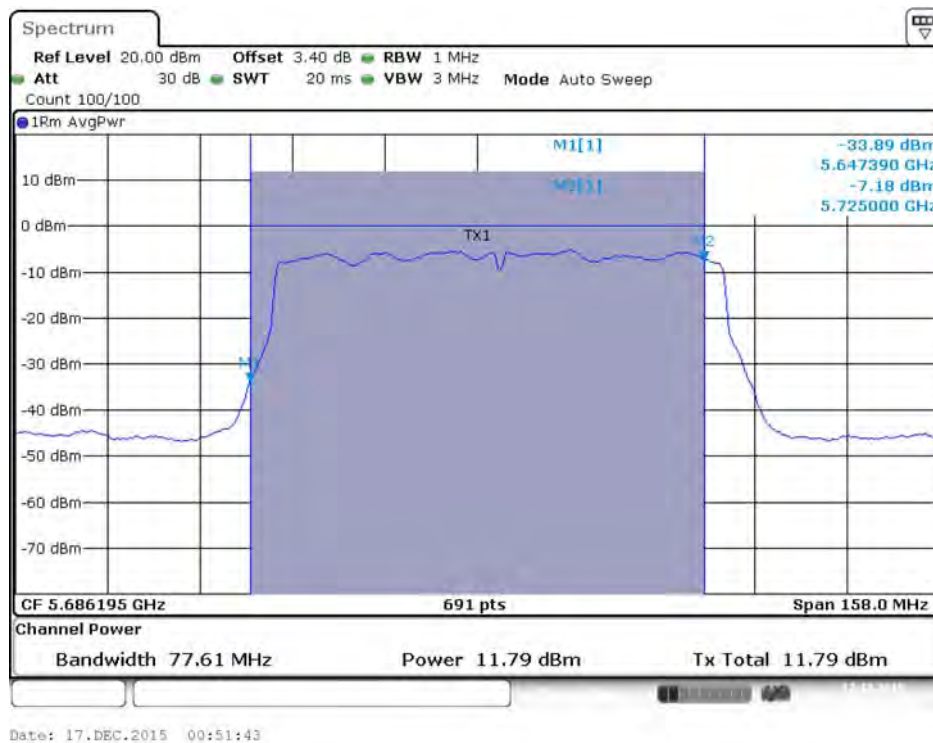
Conducted Output Power Plot on Configuration IEEE 802.11ac MCS0/Nss1 VHT40 / Chain 4 / 5710 MHz (UNII 3)



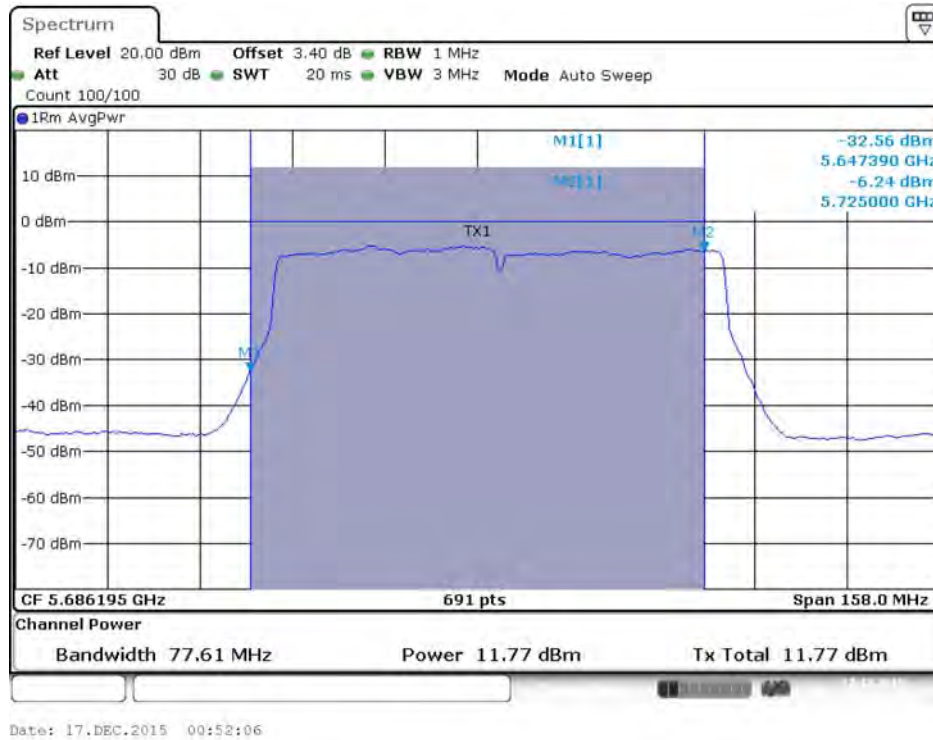
Conducted Output Power Plot on Configuration IEEE 802.11ac MCS0/Nss1 VHT80 / Chain 1 / 5690 MHz (UNII 2C)



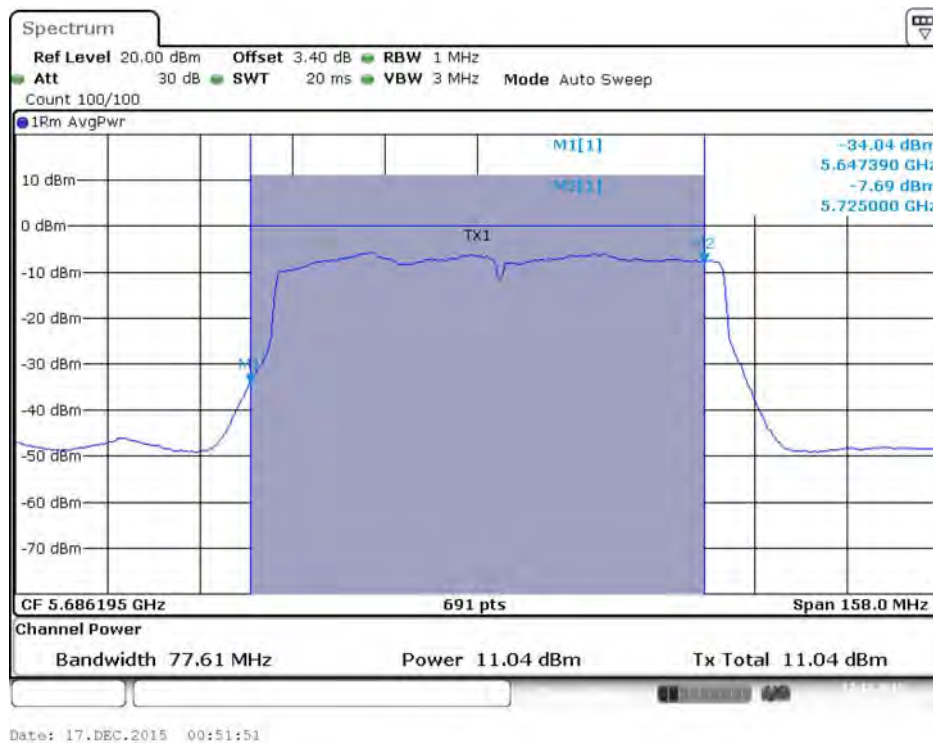
Conducted Output Power Plot on Configuration IEEE 802.11ac MCS0/Nss1 VHT80 / Chain 2 / 5690 MHz (UNII 2C)



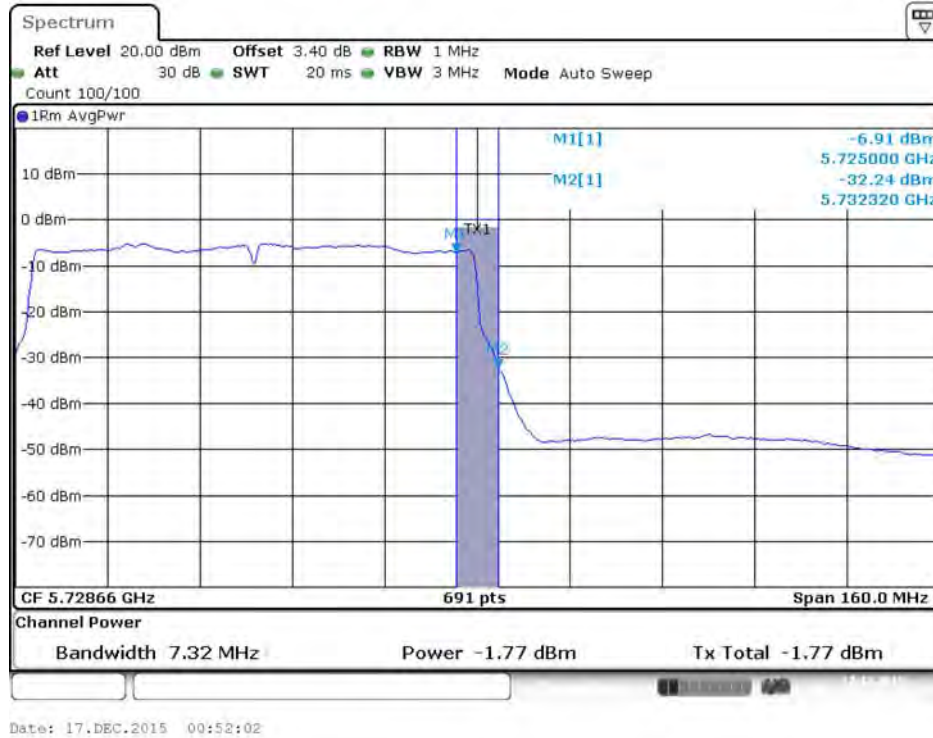
Conducted Output Power Plot on Configuration IEEE 802.11ac MCS0/Nss1 VHT80 / Chain 3 / 5690 MHz (UNII 2C)



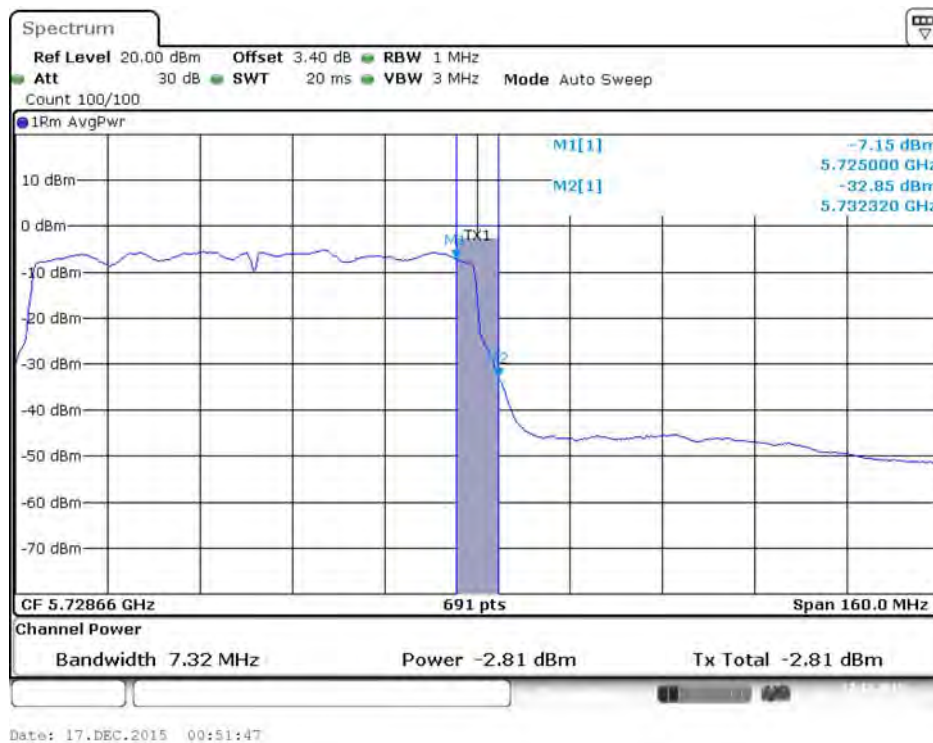
Conducted Output Power Plot on Configuration IEEE 802.11ac MCS0/Nss1 VHT80 / Chain 4 / 5690 MHz (UNII 2C)



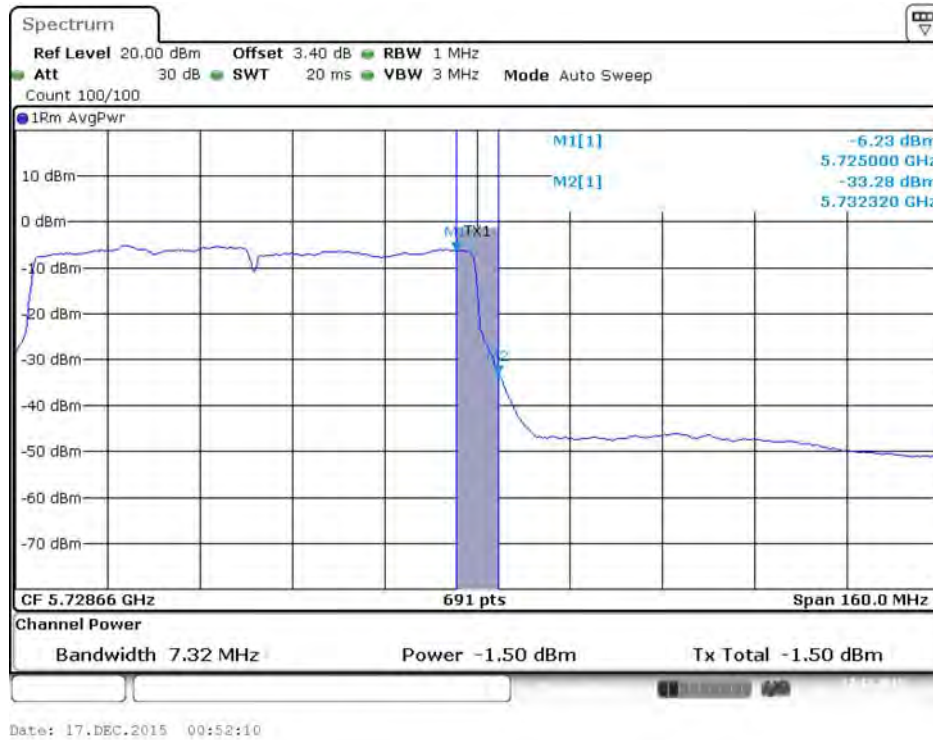
Conducted Output Power Plot on Configuration IEEE 802.11ac MCS0/Nss1 VHT80 / Chain 1 / 5690 MHz
(UNII 3)



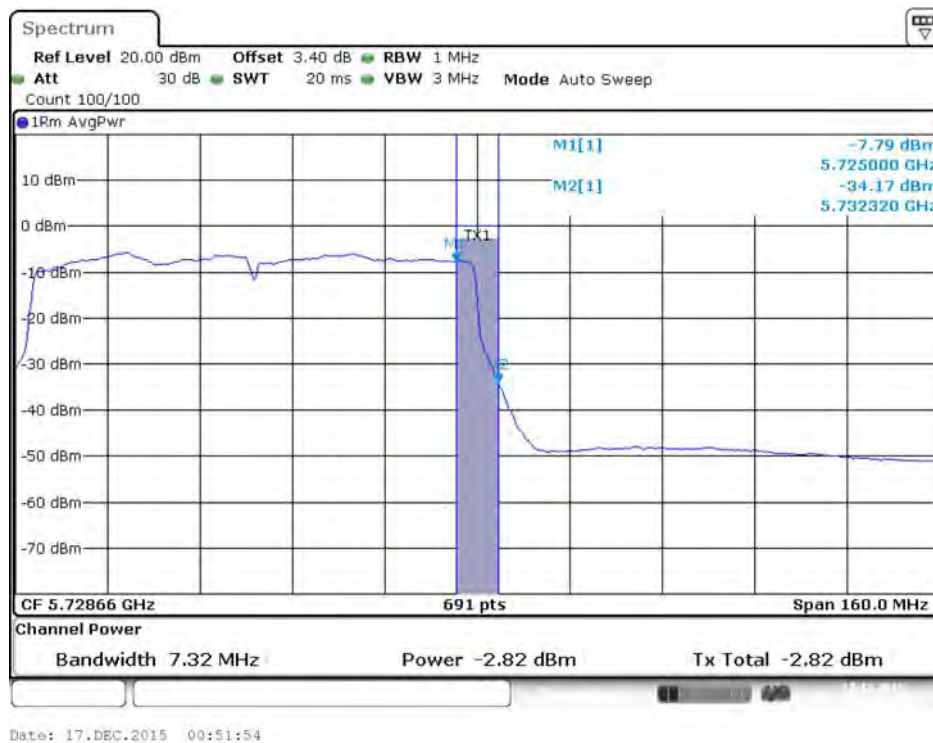
Conducted Output Power Plot on Configuration IEEE 802.11ac MCS0/Nss1 VHT80 / Chain 2 / 5690 MHz
(UNII 3)



Conducted Output Power Plot on Configuration IEEE 802.11ac MCS0/Nss1 VHT80 / Chain 3 / 5690 MHz (UNII 3)

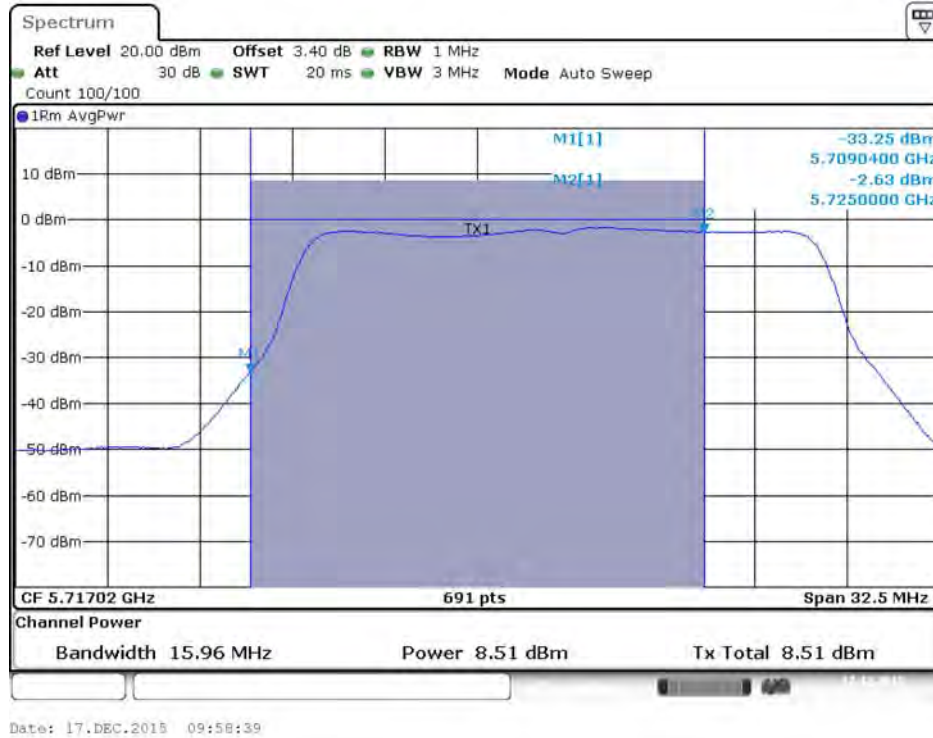


Conducted Output Power Plot on Configuration IEEE 802.11ac MCS0/Nss1 VHT80 / Chain 4 / 5690 MHz (UNII 3)

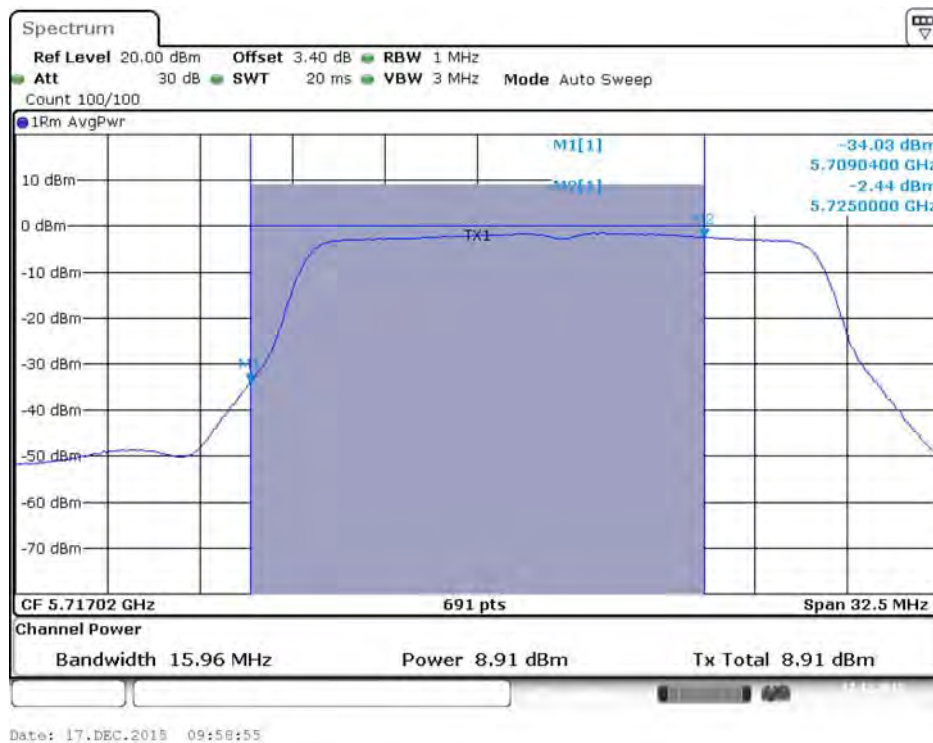


Mode 6: EUT 1 + Set 7 Sector Antenna / 11.5 dBi

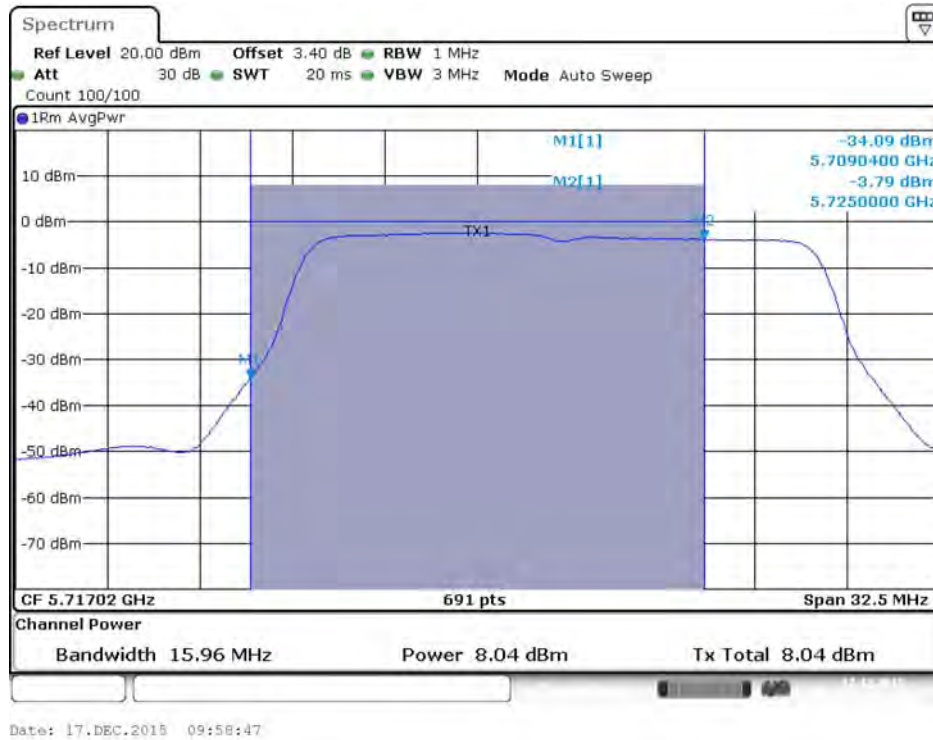
Conducted Output Power Plot on Configuration IEEE 802.11ac MCS0/Nss1 VHT20 / Chain 1 / 5720 MHz (UNII 2C)



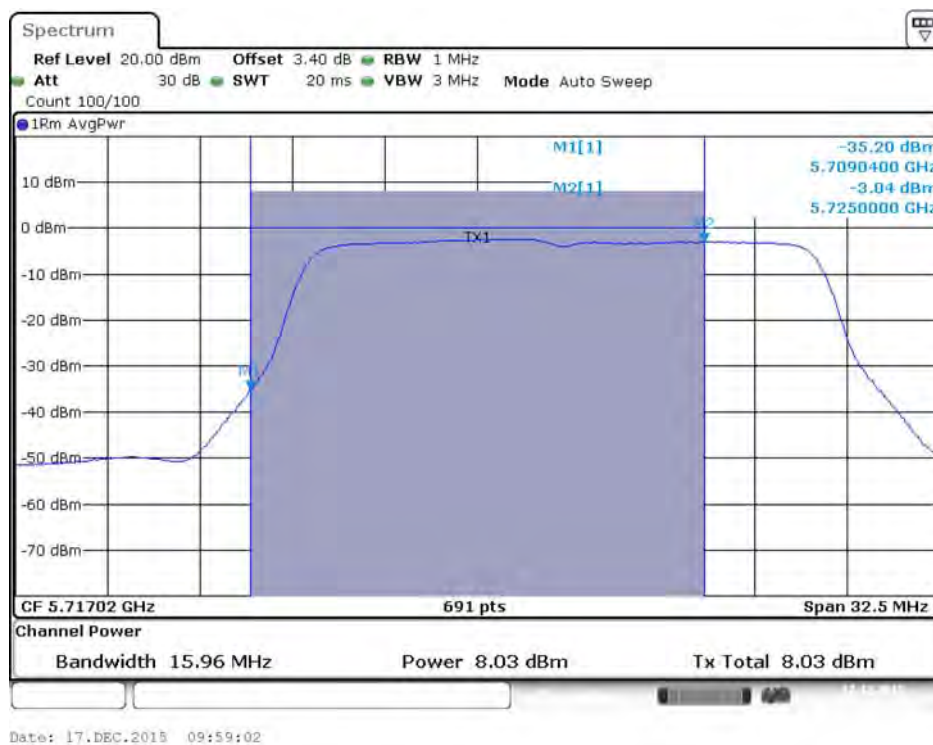
Conducted Output Power Plot on Configuration IEEE 802.11ac MCS0/Nss1 VHT20 / Chain 2 / 5720 MHz (UNII 2C)



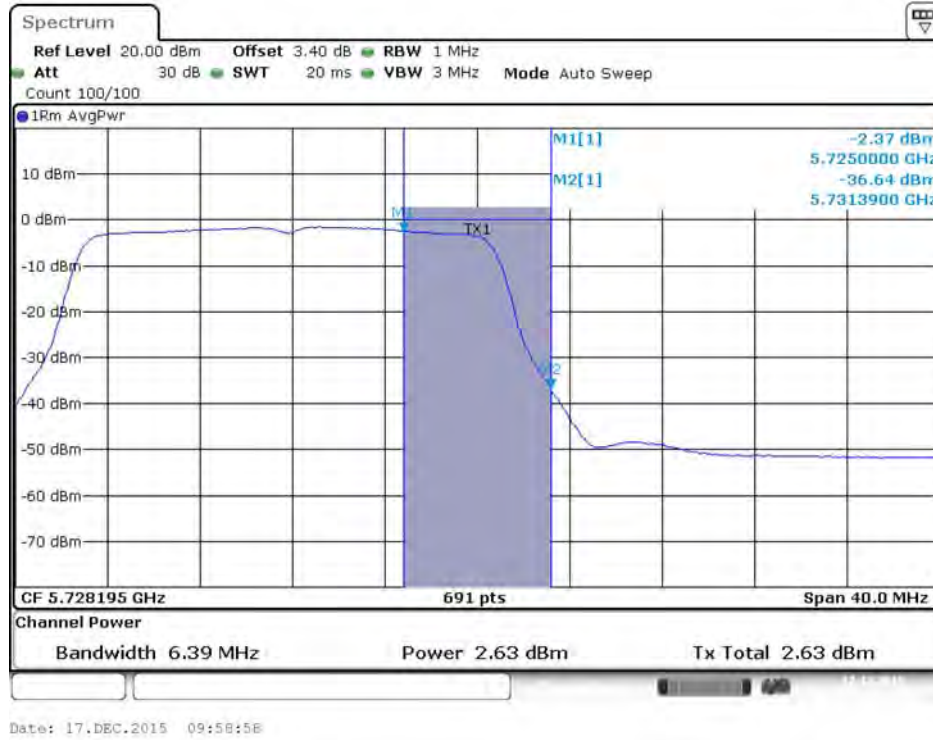
Conducted Output Power Plot on Configuration IEEE 802.11ac MCS0/Nss1 VHT20 / Chain 3 / 5720 MHz (UNII 2C)



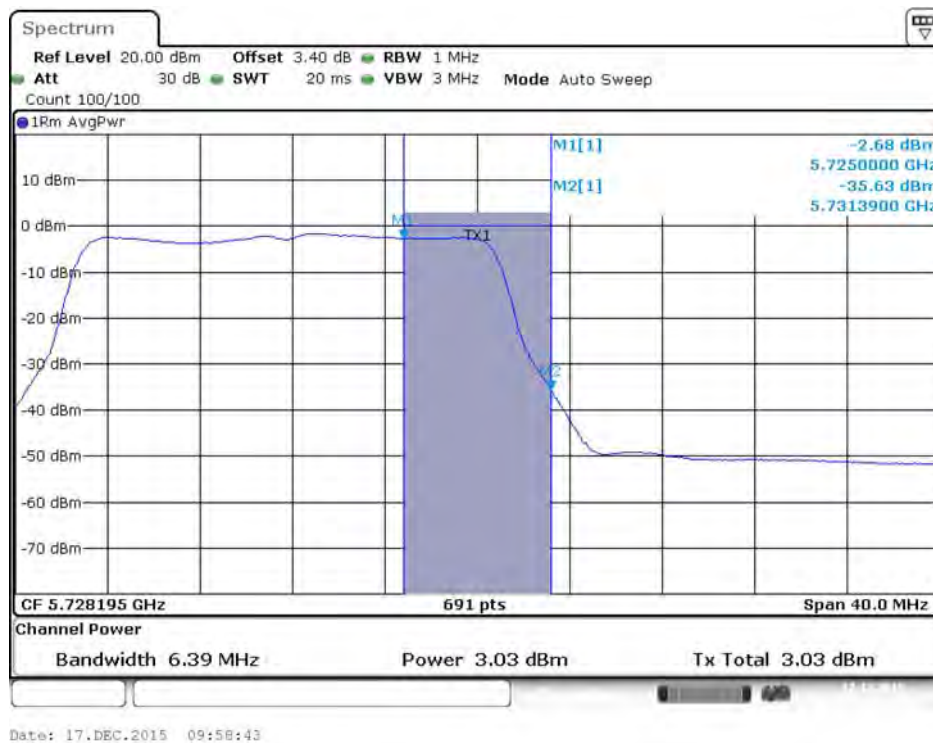
Conducted Output Power Plot on Configuration IEEE 802.11ac MCS0/Nss1 VHT20 / Chain 4 / 5720 MHz (UNII 2C)



Conducted Output Power Plot on Configuration IEEE 802.11ac MCS0/Nss1 VHT20 / Chain 1 / 5720 MHz (UNII 3)



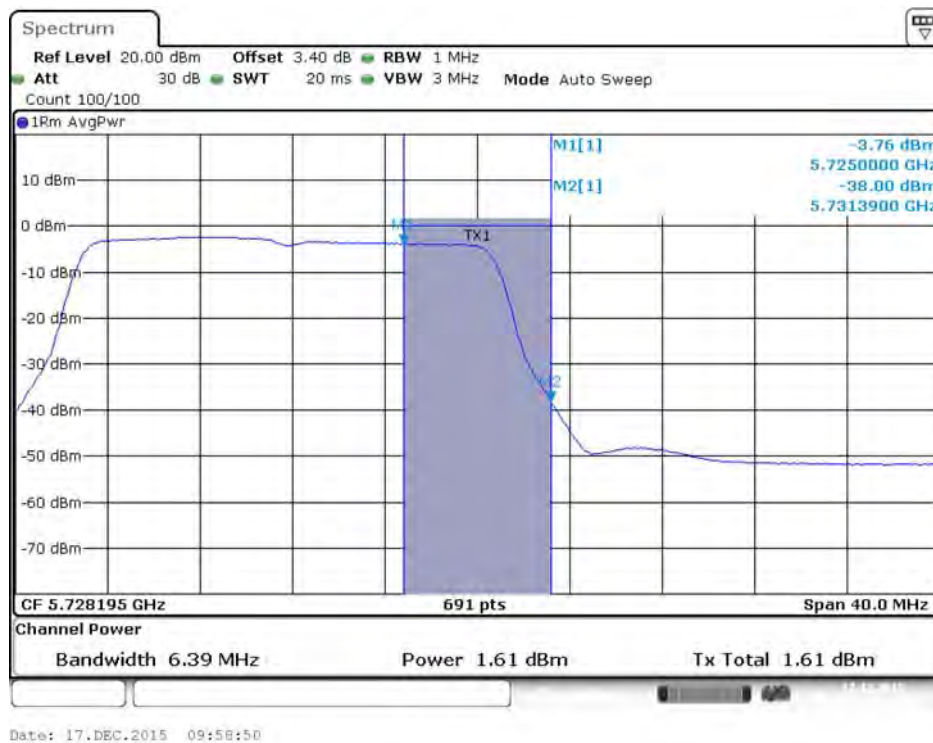
Conducted Output Power Plot on Configuration IEEE 802.11ac MCS0/Nss1 VHT20 / Chain 2 / 5720 MHz (UNII 3)



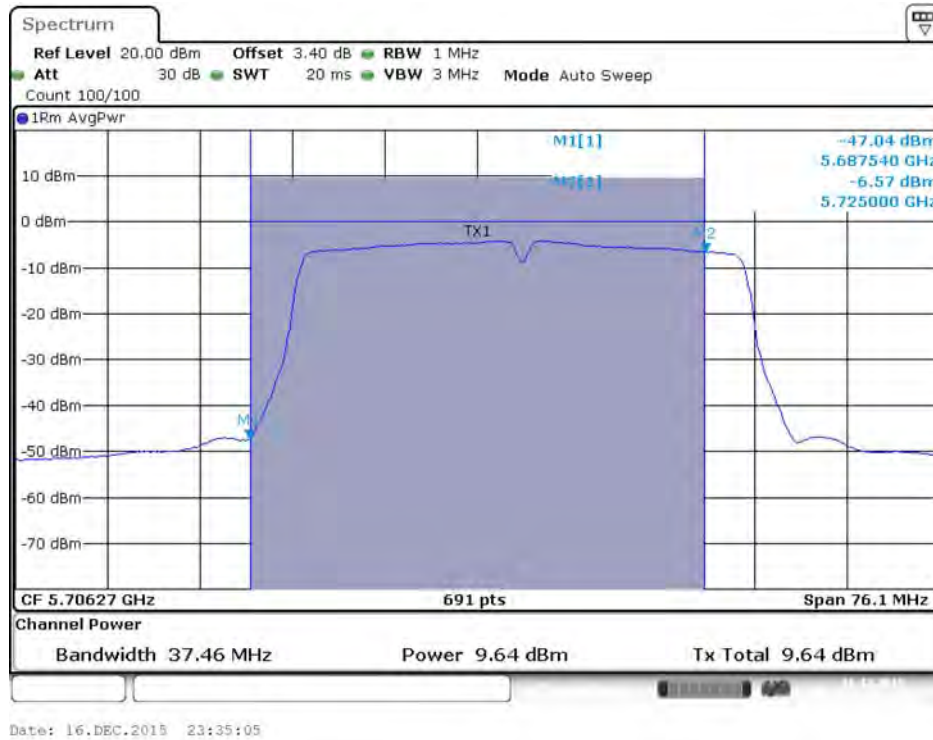
Conducted Output Power Plot on Configuration IEEE 802.11ac MCS0/Nss1 VHT20 / Chain 3 / 5720 MHz (UNII 3)



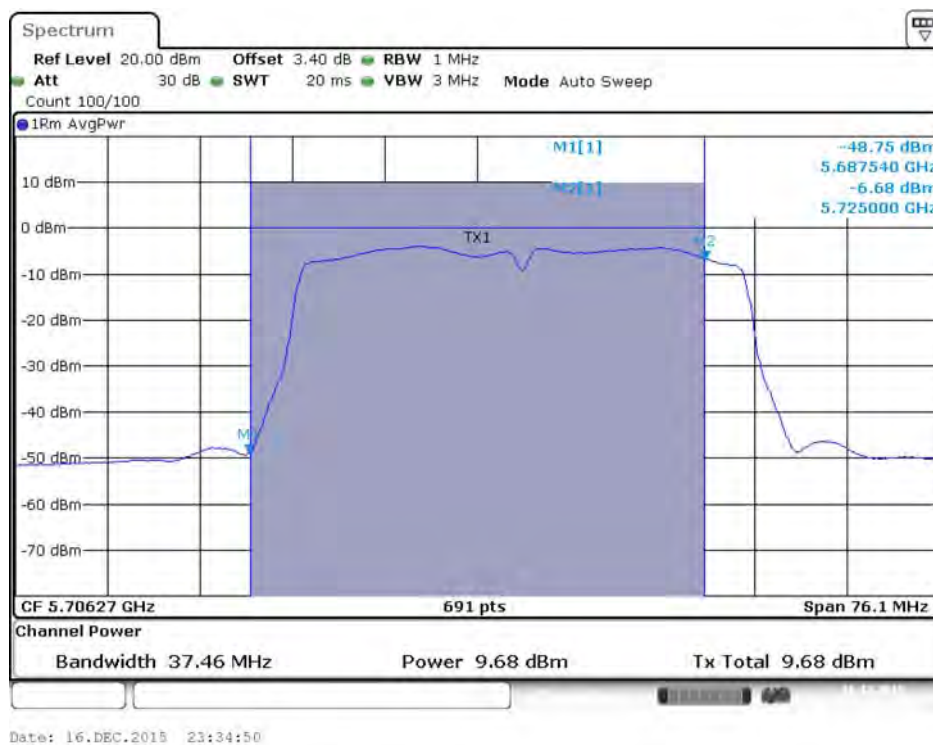
Conducted Output Power Plot on Configuration IEEE 802.11ac MCS0/Nss1 VHT20 / Chain 4 / 5720 MHz (UNII 3)



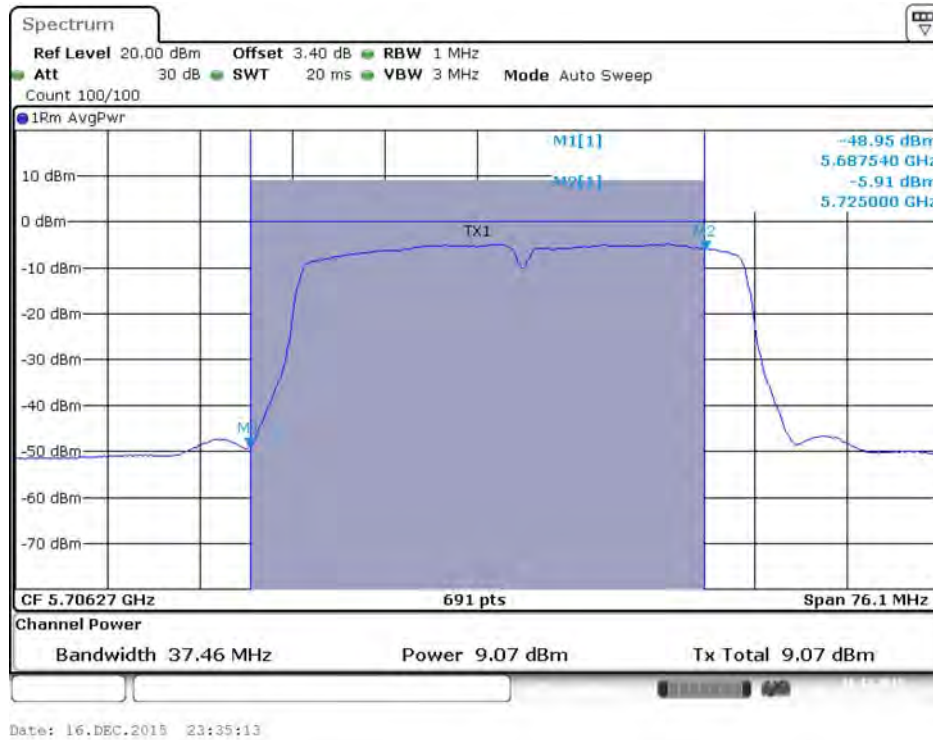
Conducted Output Power Plot on Configuration IEEE 802.11ac MCS0/Nss1 VHT40 / Chain 1 / 5710 MHz (UNII 2C)



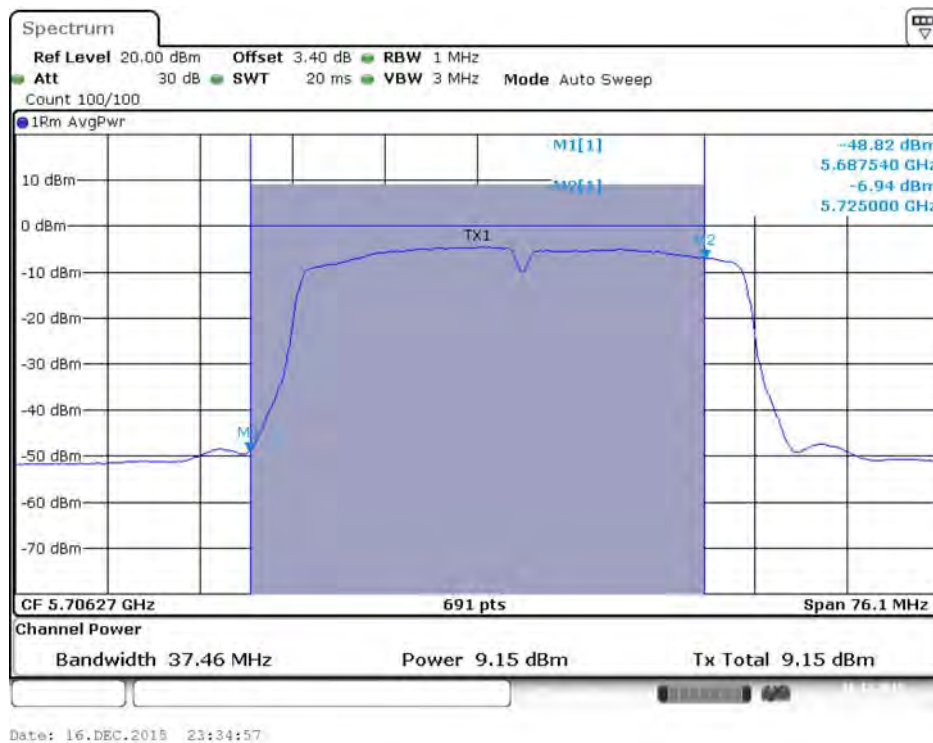
Conducted Output Power Plot on Configuration IEEE 802.11ac MCS0/Nss1 VHT40 / Chain 2 / 5710 MHz (UNII 2C)



Conducted Output Power Plot on Configuration IEEE 802.11ac MCS0/Nss1 VHT40 / Chain 3 / 5710 MHz (UNII 2C)



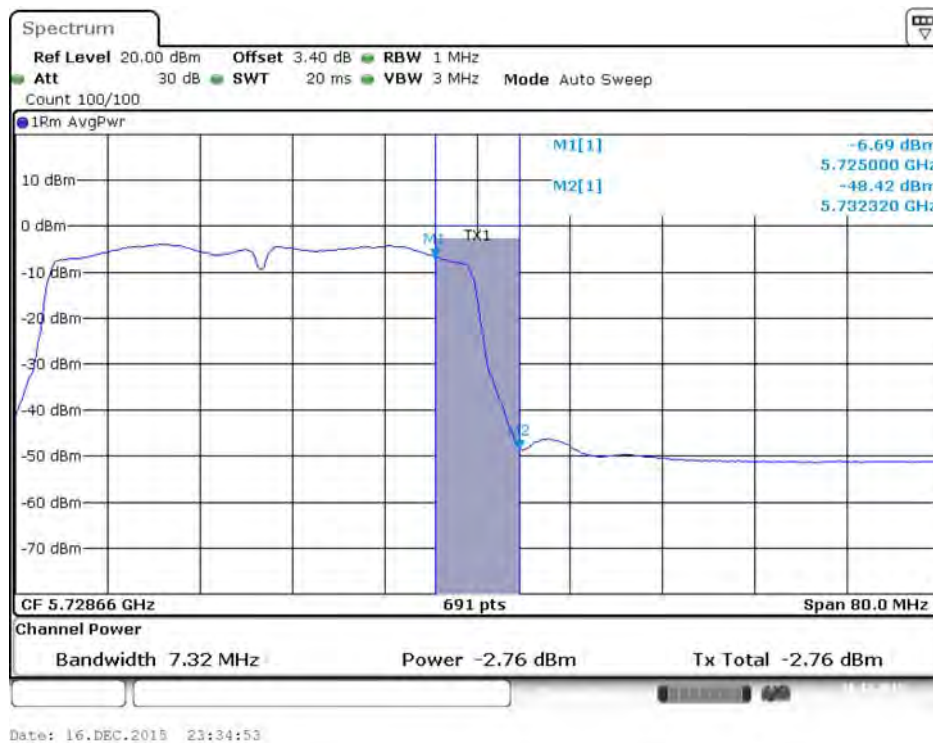
Conducted Output Power Plot on Configuration IEEE 802.11ac MCS0/Nss1 VHT40 / Chain 4 / 5710 MHz (UNII 2C)



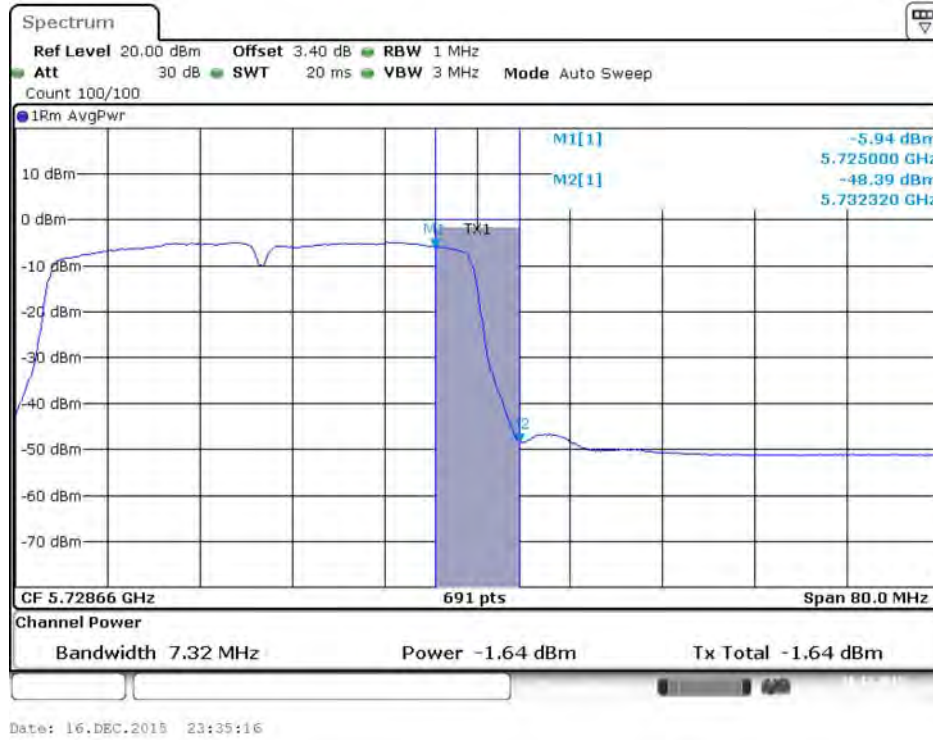
Conducted Output Power Plot on Configuration IEEE 802.11ac MCS0/Nss1 VHT40 / Chain 1 / 5710 MHz (UNII 3)



Conducted Output Power Plot on Configuration IEEE 802.11ac MCS0/Nss1 VHT40 / Chain 2 / 5710 MHz (UNII 3)



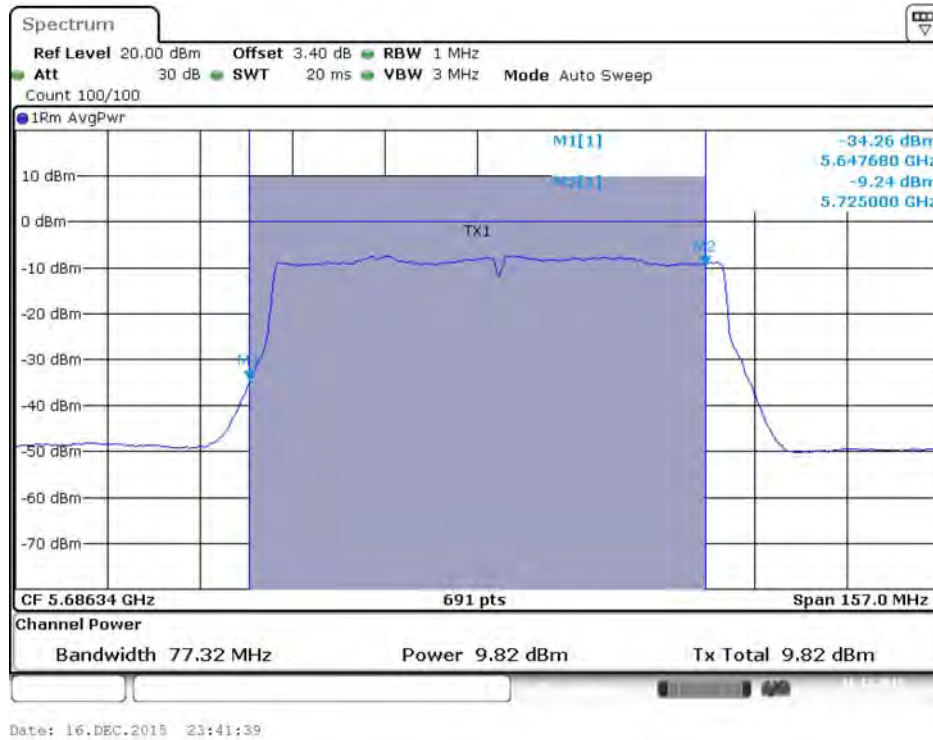
Conducted Output Power Plot on Configuration IEEE 802.11ac MCS0/Nss1 VHT40 / Chain 3 / 5710 MHz (UNII 3)



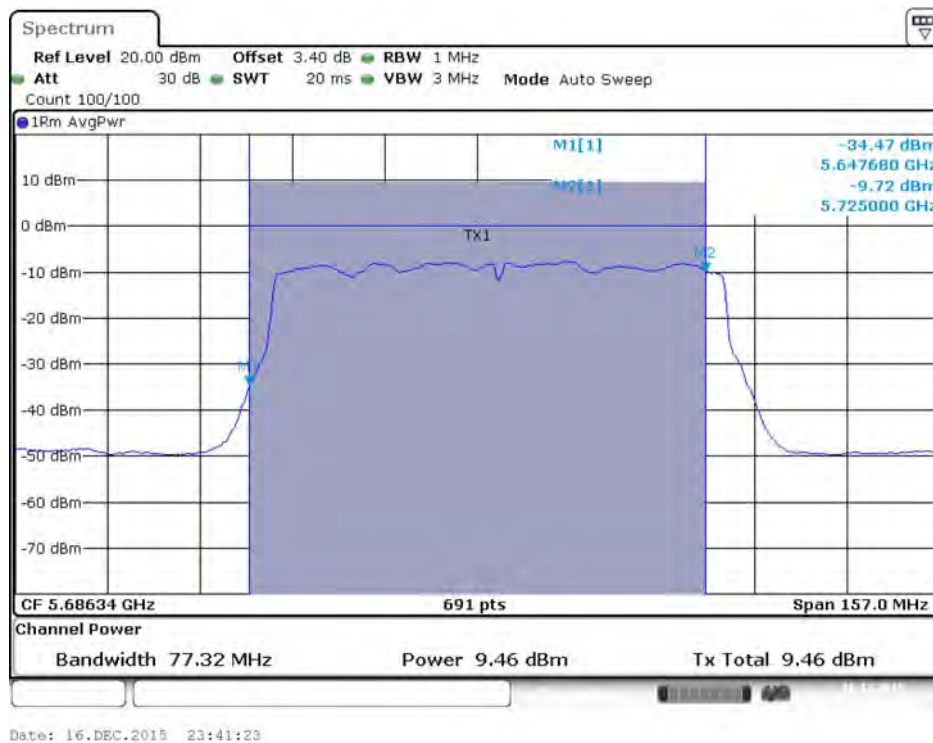
Conducted Output Power Plot on Configuration IEEE 802.11ac MCS0/Nss1 VHT40 / Chain 4 / 5710 MHz (UNII 3)



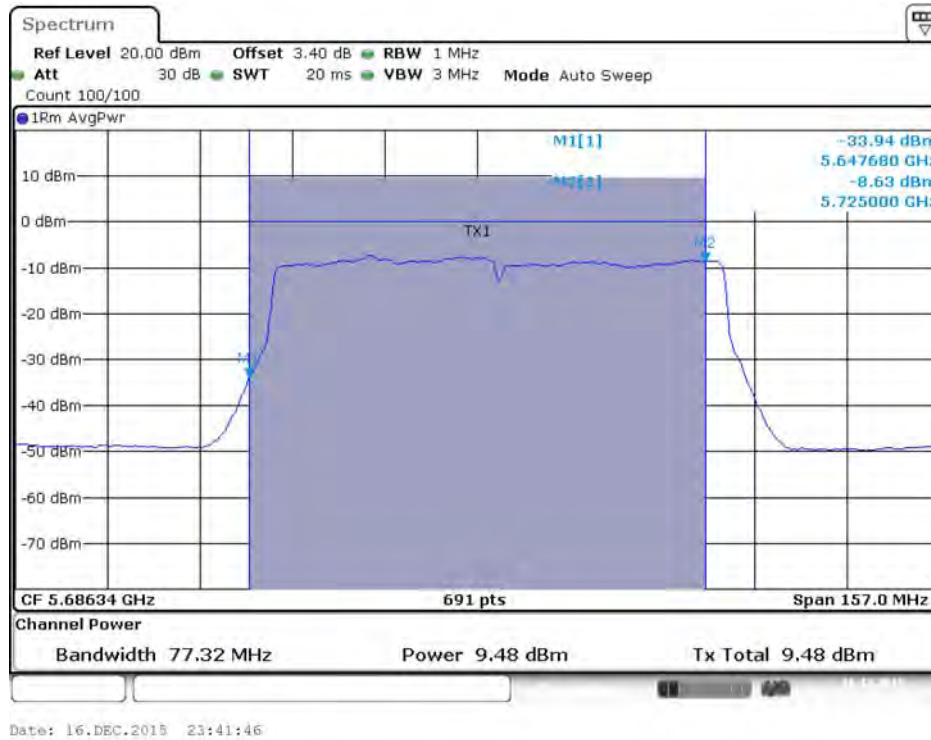
Conducted Output Power Plot on Configuration IEEE 802.11ac MCS0/Nss1 VHT80 / Chain 1 / 5690 MHz (UNII 2C)



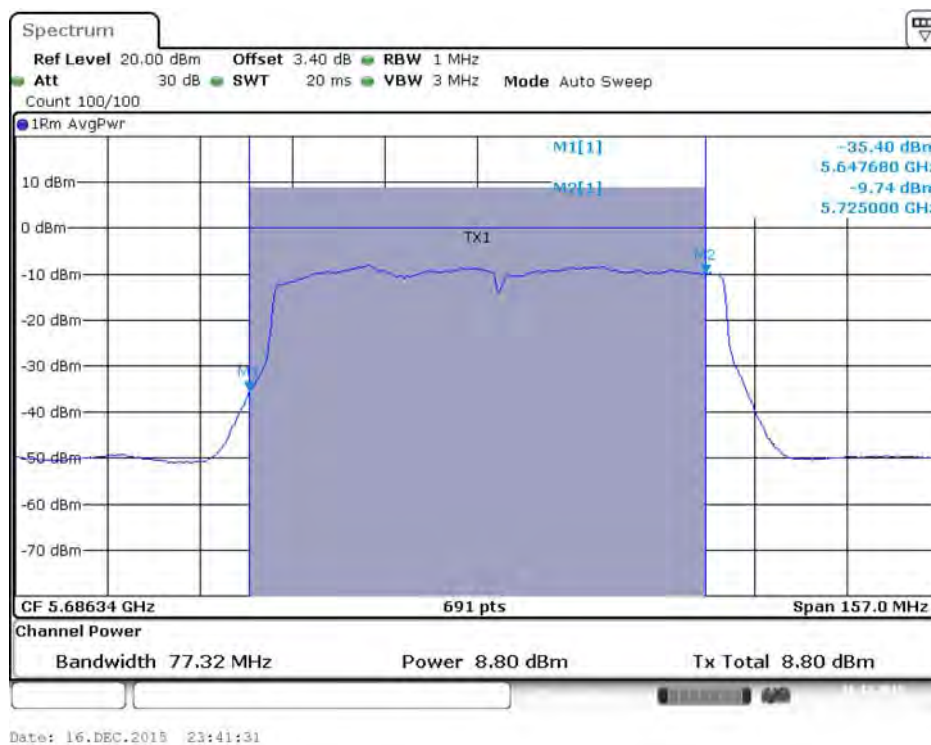
Conducted Output Power Plot on Configuration IEEE 802.11ac MCS0/Nss1 VHT80 / Chain 2 / 5690 MHz (UNII 2C)



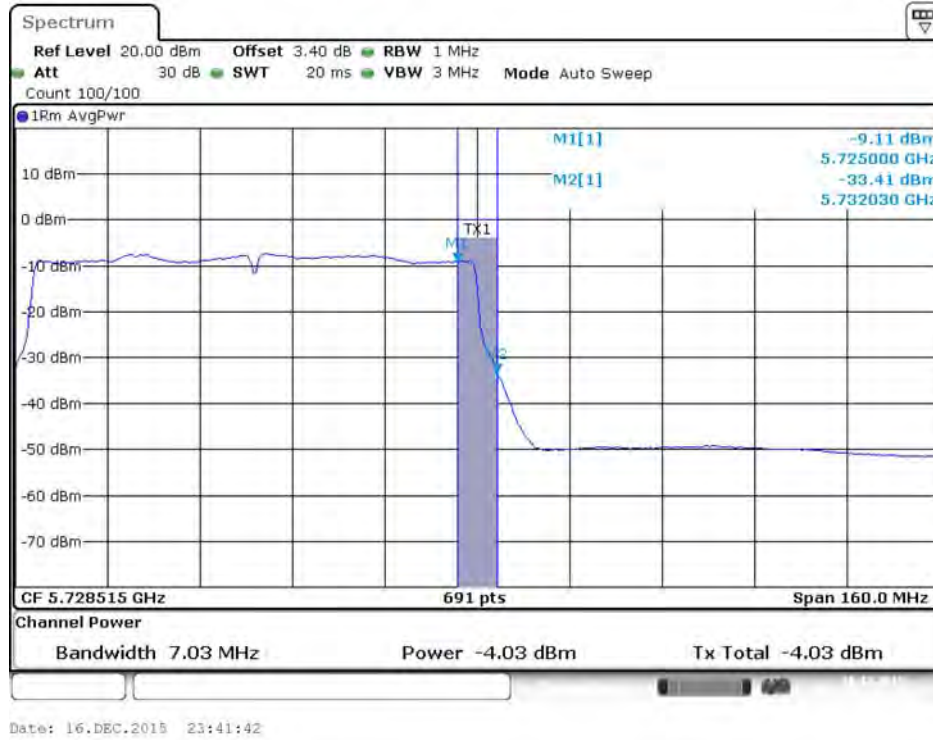
Conducted Output Power Plot on Configuration IEEE 802.11ac MCS0/Nss1 VHT80 / Chain 3 / 5690 MHz (UNII 2C)



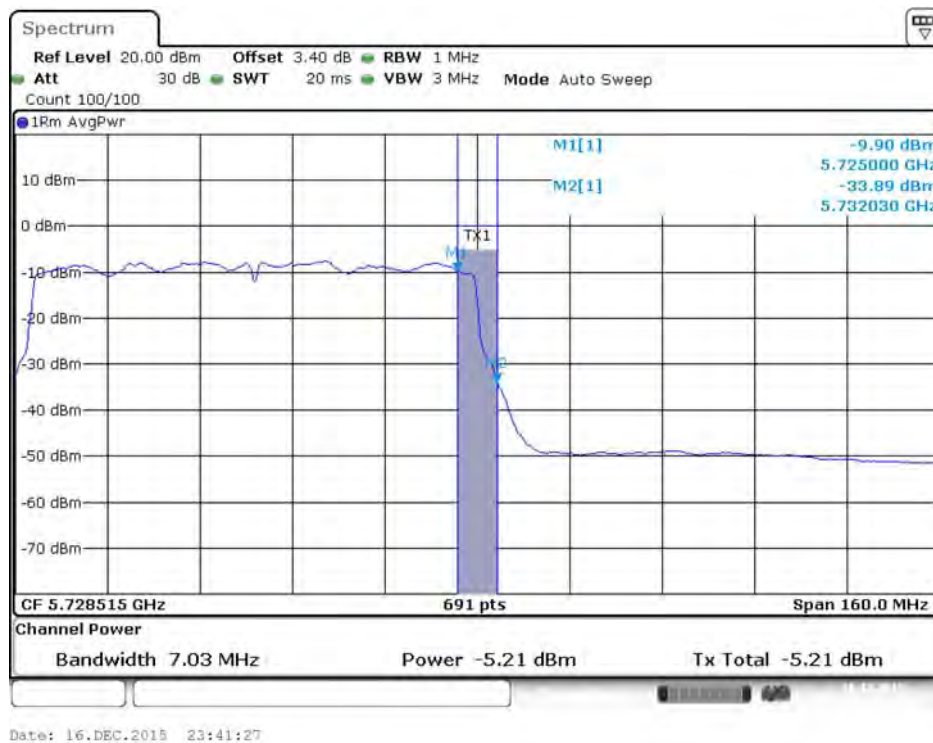
Conducted Output Power Plot on Configuration IEEE 802.11ac MCS0/Nss1 VHT80 / Chain 4 / 5690 MHz (UNII 2C)



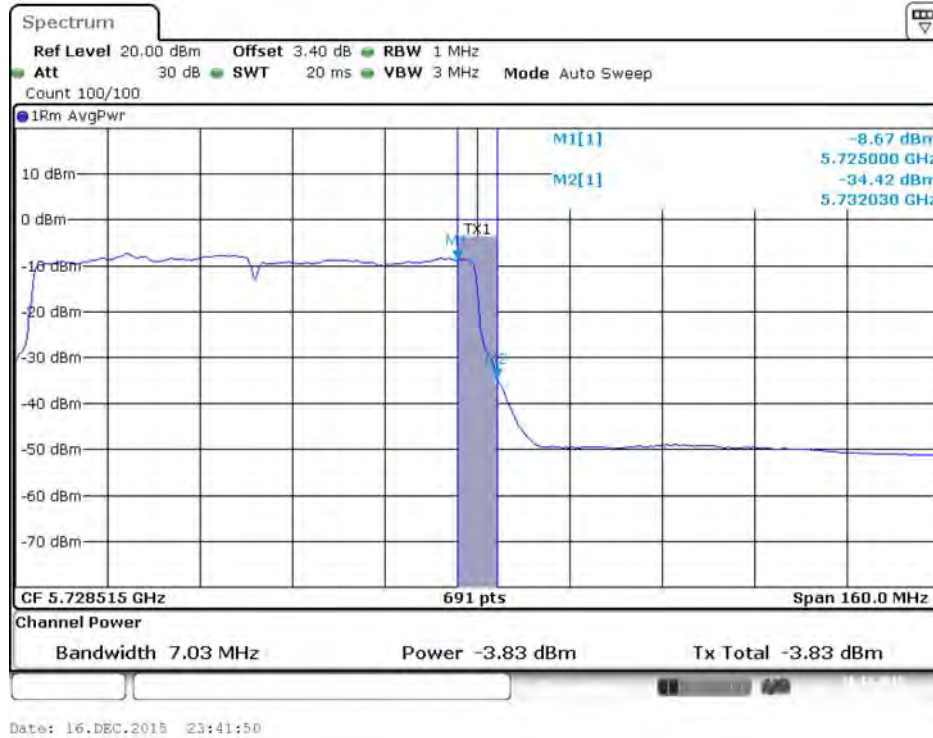
Conducted Output Power Plot on Configuration IEEE 802.11ac MCS0/Nss1 VHT80 / Chain 1 / 5690 MHz
(UNII 3)



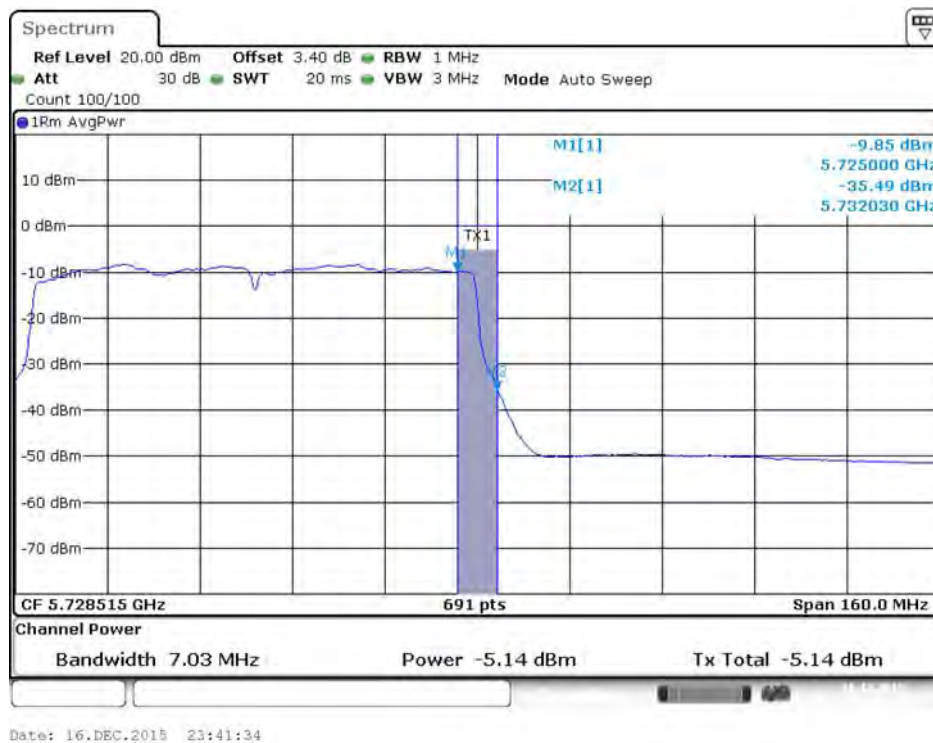
Conducted Output Power Plot on Configuration IEEE 802.11ac MCS0/Nss1 VHT80 / Chain 2 / 5690 MHz
(UNII 3)



Conducted Output Power Plot on Configuration IEEE 802.11ac MCS0/Nss1 VHT80 / Chain 3 / 5690 MHz (UNII 3)

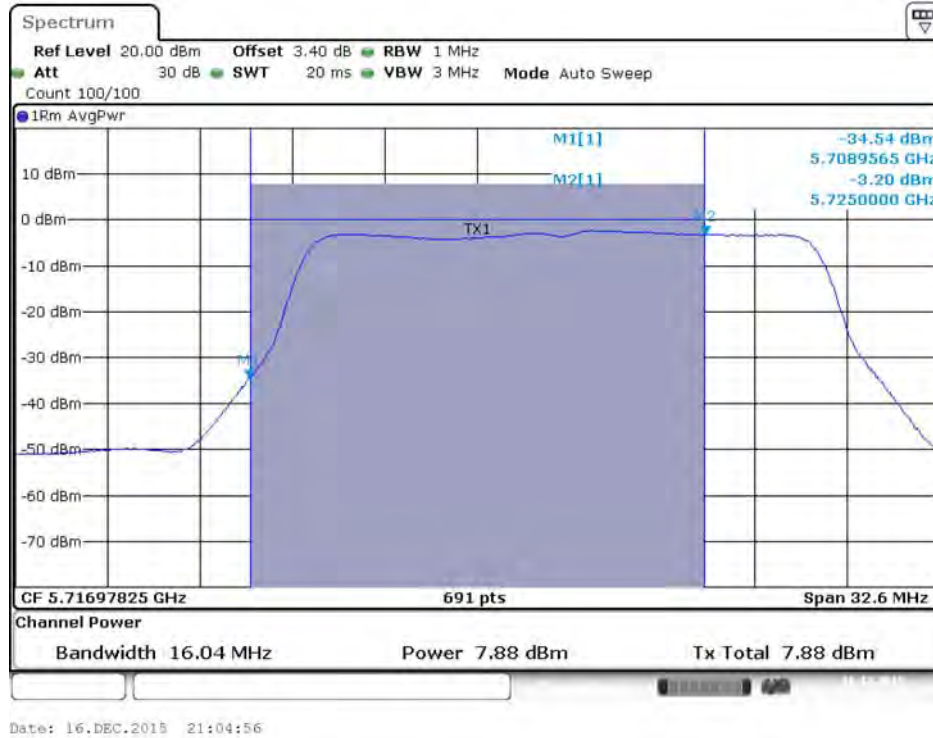


Conducted Output Power Plot on Configuration IEEE 802.11ac MCS0/Nss1 VHT80 / Chain 4 / 5690 MHz (UNII 3)

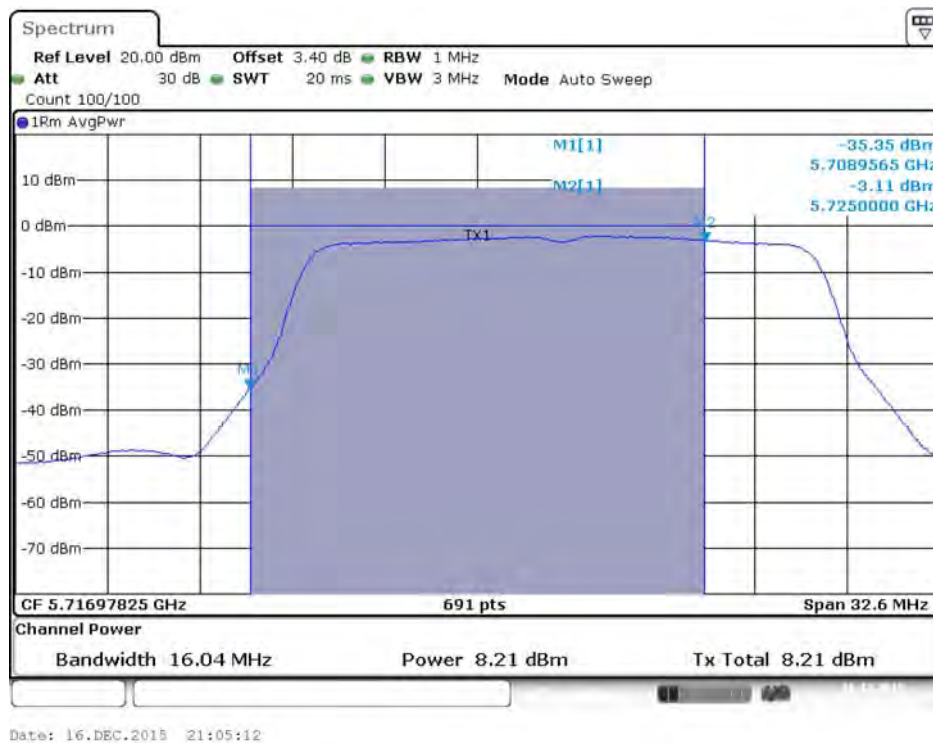


Mode 7: EUT 1 + Set 8 Sector Antenna / 12 dBi

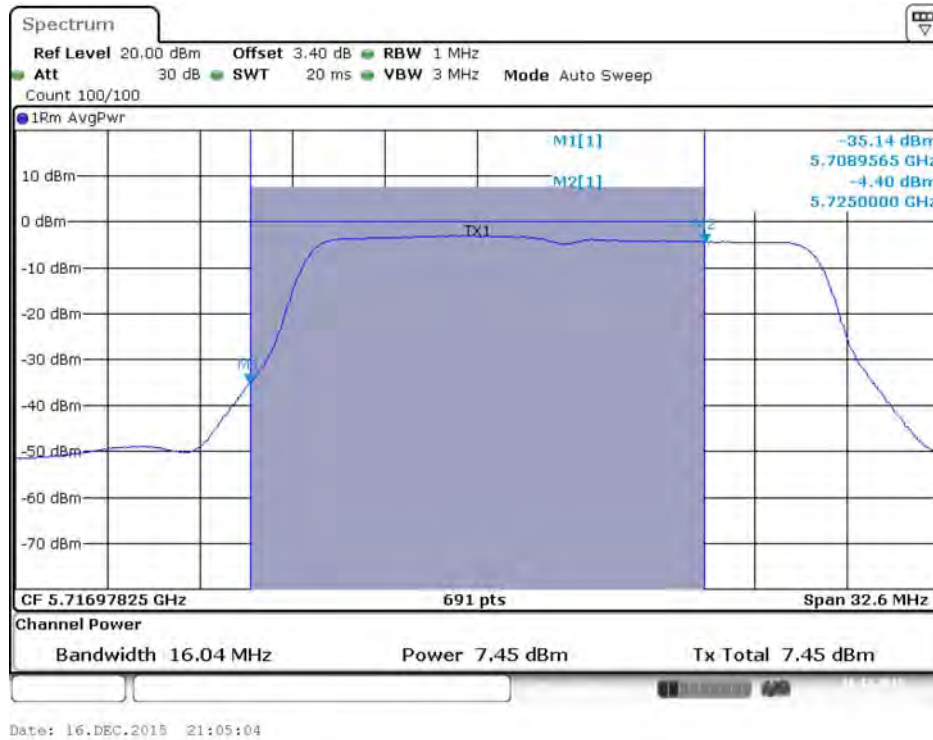
Conducted Output Power Plot on Configuration IEEE 802.11ac MCS0/Nss1 VHT20 / Chain 1 / 5720 MHz (UNII 2C)



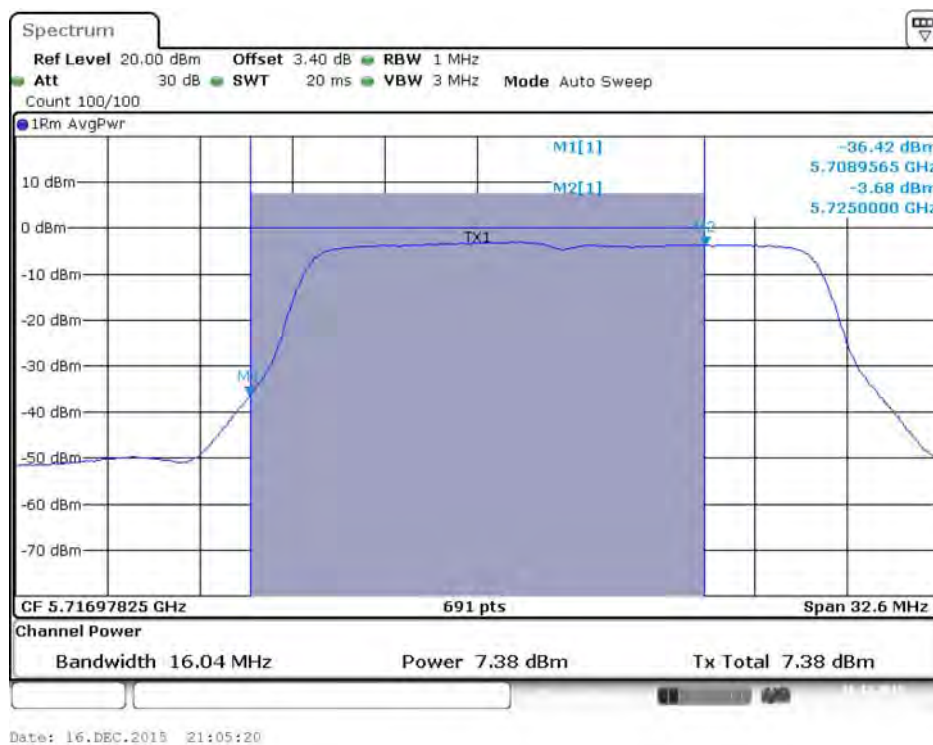
Conducted Output Power Plot on Configuration IEEE 802.11ac MCS0/Nss1 VHT20 / Chain 2 / 5720 MHz (UNII 2C)



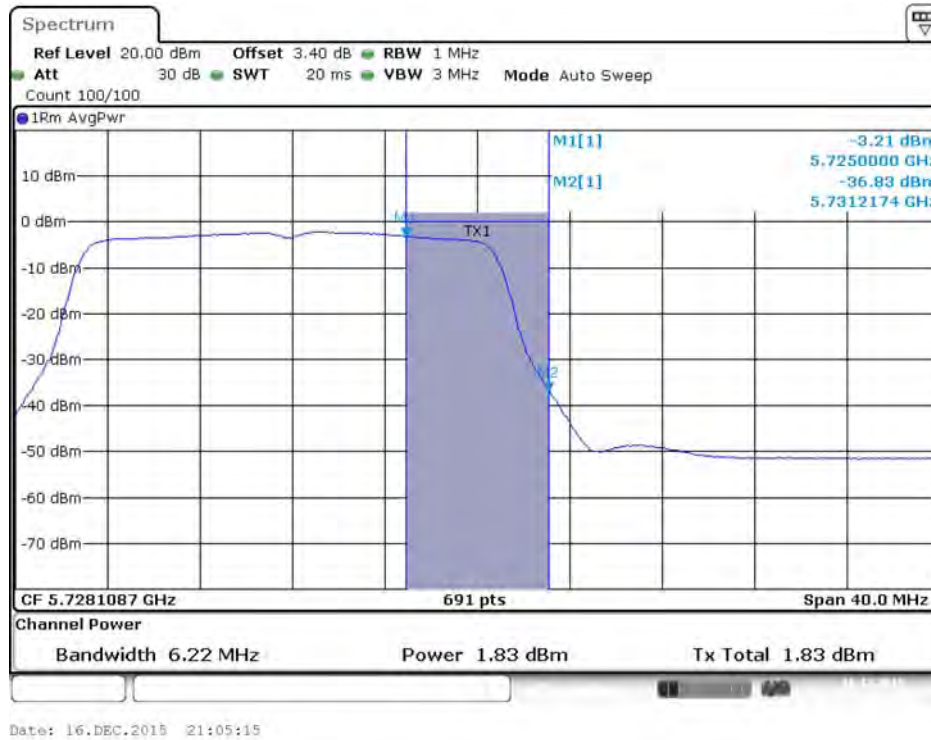
Conducted Output Power Plot on Configuration IEEE 802.11ac MCS0/Nss1 VHT20 / Chain 3 / 5720 MHz (UNII 2C)



Conducted Output Power Plot on Configuration IEEE 802.11ac MCS0/Nss1 VHT20 / Chain 4 / 5720 MHz (UNII 2C)



Conducted Output Power Plot on Configuration IEEE 802.11ac MCS0/Nss1 VHT20 / Chain 1 / 5720 MHz (UNII 3)



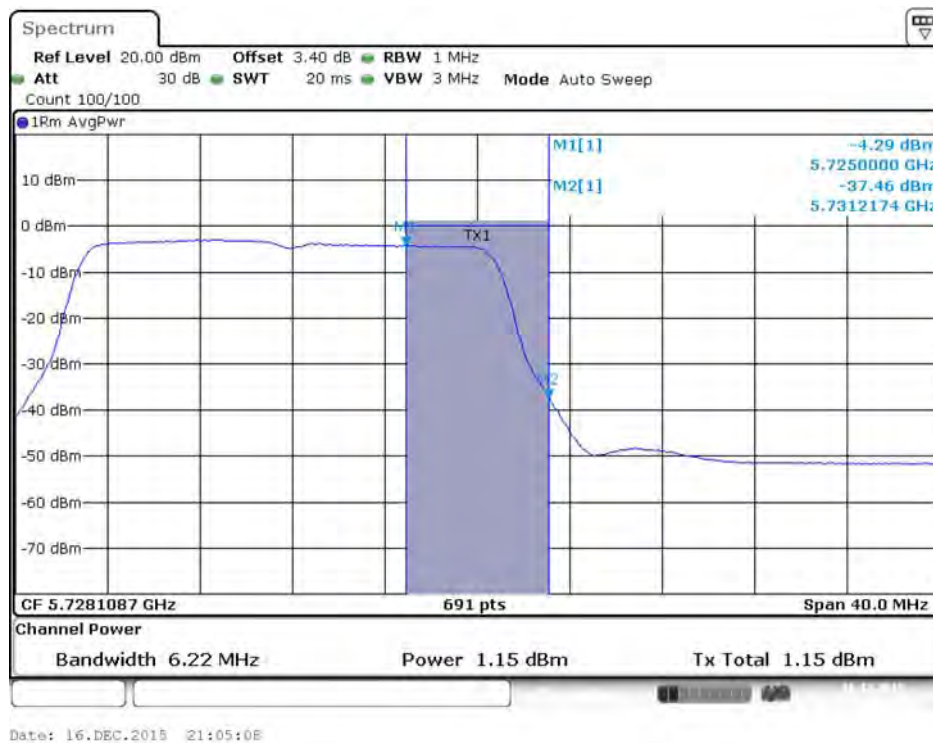
Conducted Output Power Plot on Configuration IEEE 802.11ac MCS0/Nss1 VHT20 / Chain 2 / 5720 MHz (UNII 3)



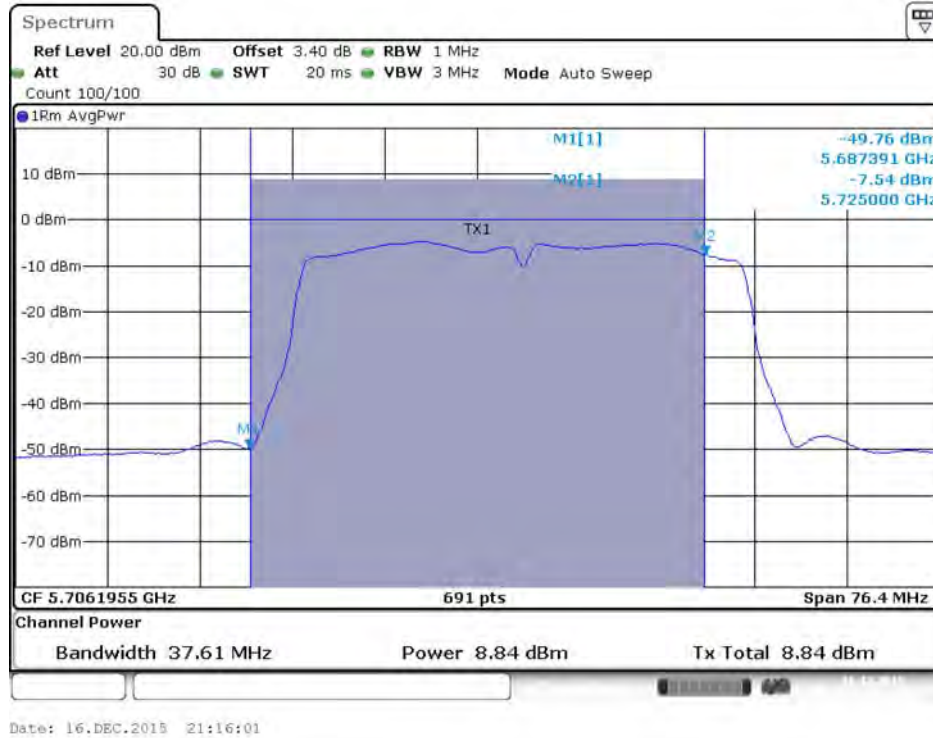
Conducted Output Power Plot on Configuration IEEE 802.11ac MCS0/Nss1 VHT20 / Chain 3 / 5720 MHz (UNII 3)



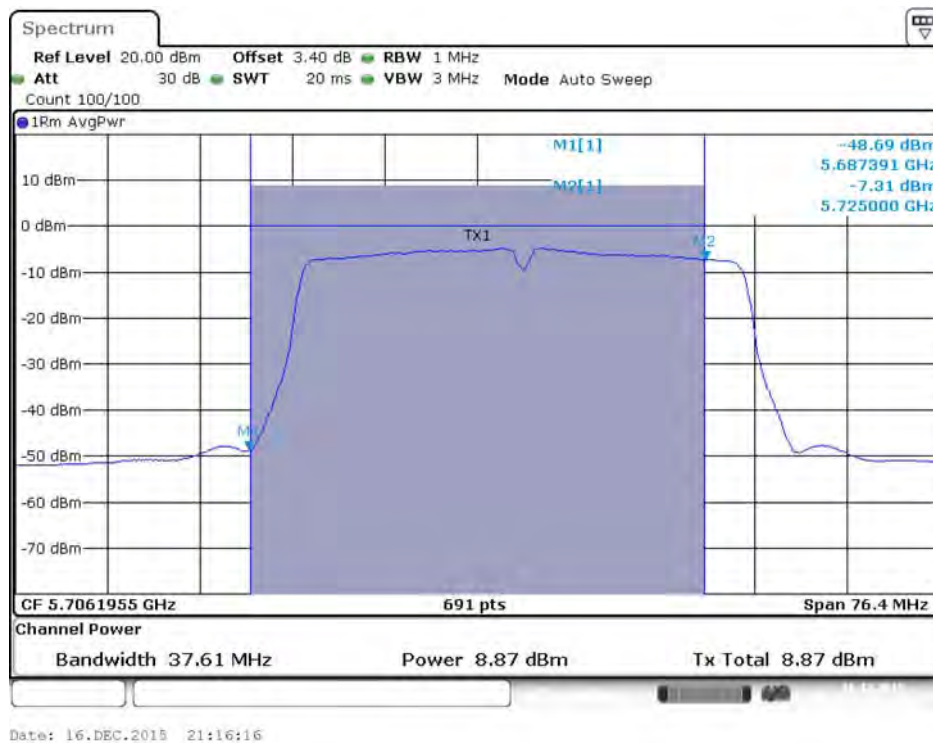
Conducted Output Power Plot on Configuration IEEE 802.11ac MCS0/Nss1 VHT20 / Chain 4 / 5720 MHz (UNII 3)



Conducted Output Power Plot on Configuration IEEE 802.11ac MCS0/Nss1 VHT40 / Chain 1 / 5710 MHz (UNII 2C)



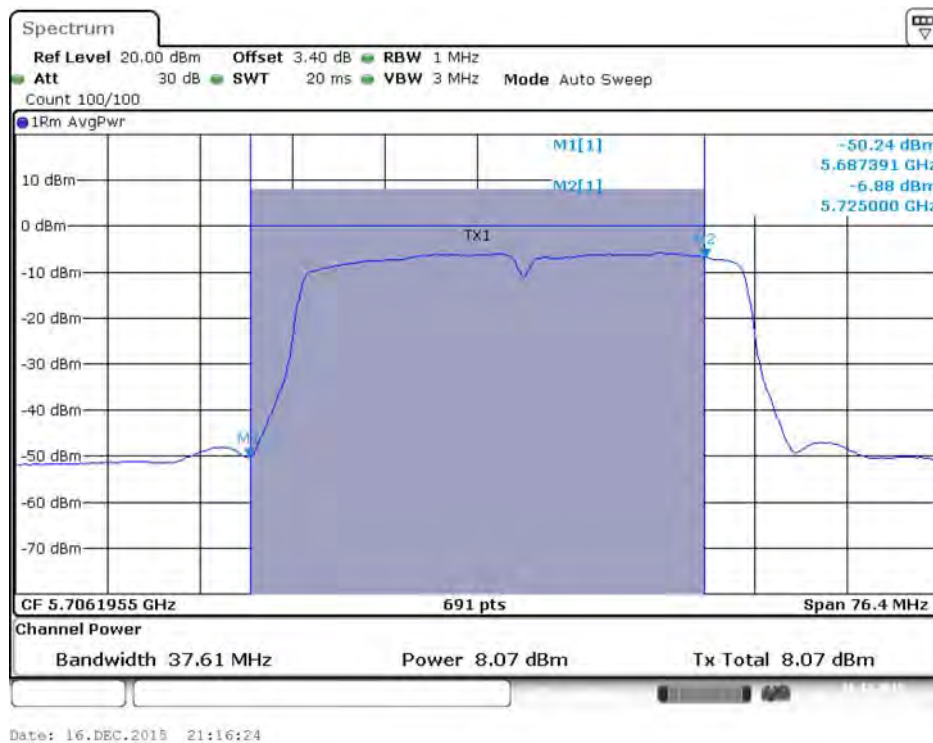
Conducted Output Power Plot on Configuration IEEE 802.11ac MCS0/Nss1 VHT40 / Chain 2 / 5710 MHz (UNII 2C)



Conducted Output Power Plot on Configuration IEEE 802.11ac MCS0/Nss1 VHT40 / Chain 3 / 5710 MHz (UNII 2C)



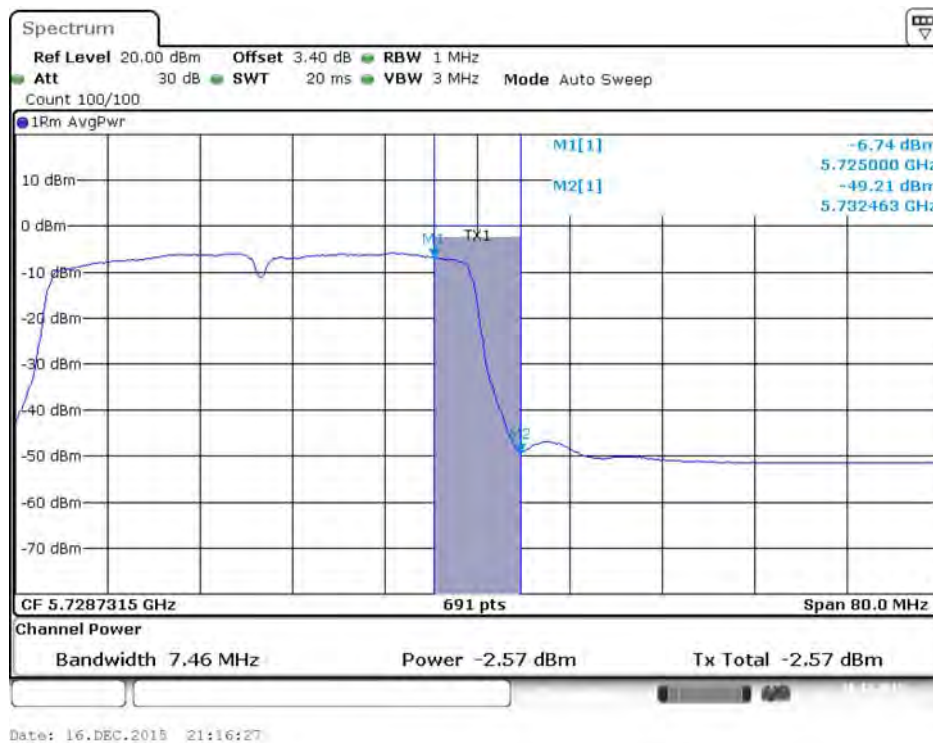
Conducted Output Power Plot on Configuration IEEE 802.11ac MCS0/Nss1 VHT40 / Chain 4 / 5710 MHz (UNII 2C)



Conducted Output Power Plot on Configuration IEEE 802.11ac MCS0/Nss1 VHT40 / Chain 1 / 5710 MHz (UNII 3)



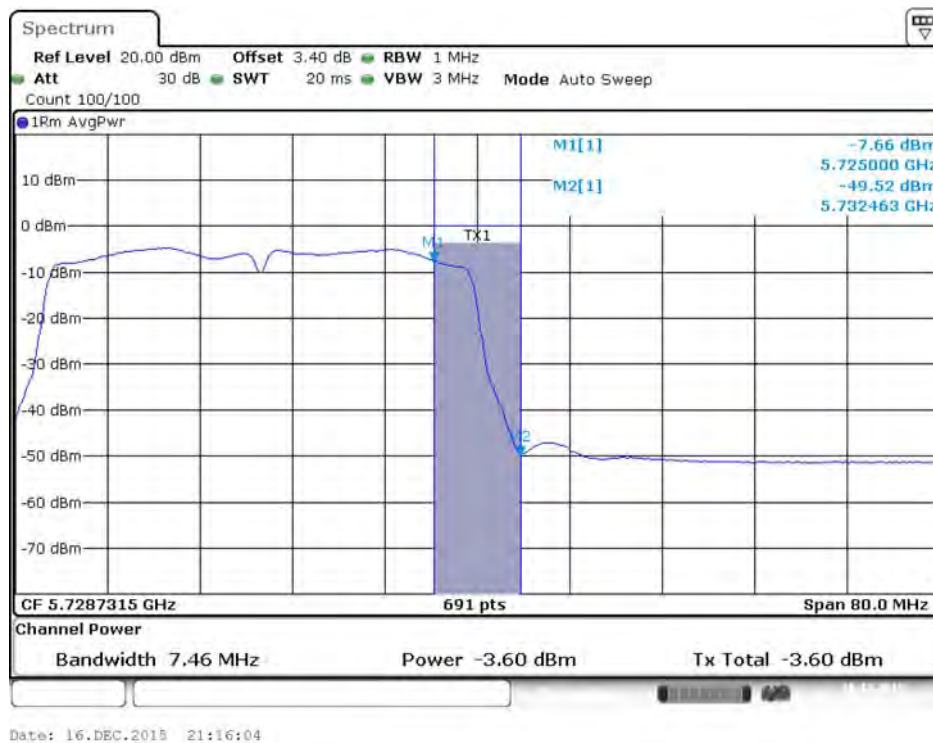
Conducted Output Power Plot on Configuration IEEE 802.11ac MCS0/Nss1 VHT40 / Chain 2 / 5710 MHz (UNII 3)



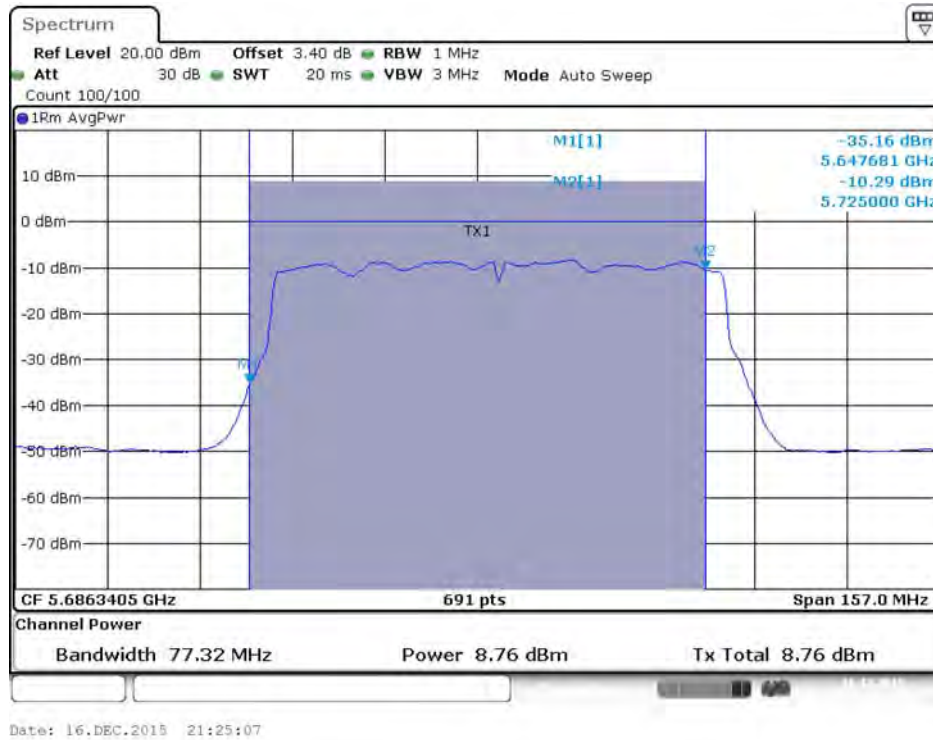
Conducted Output Power Plot on Configuration IEEE 802.11ac MCS0/Nss1 VHT40 / Chain 3 / 5710 MHz (UNII 3)



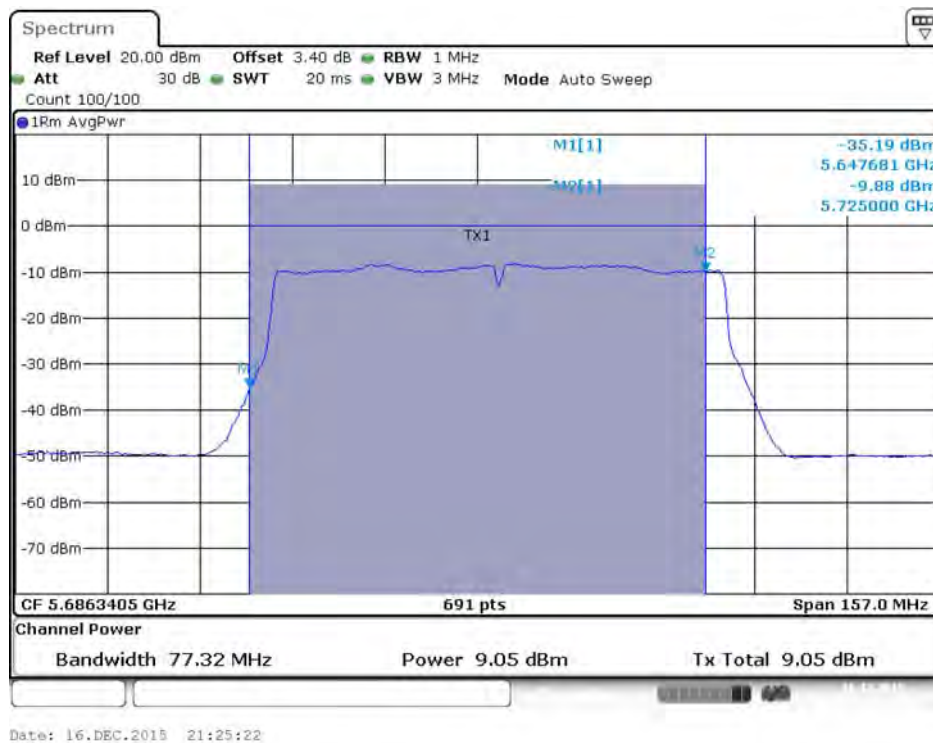
Conducted Output Power Plot on Configuration IEEE 802.11ac MCS0/Nss1 VHT40 / Chain 4 / 5710 MHz (UNII 3)



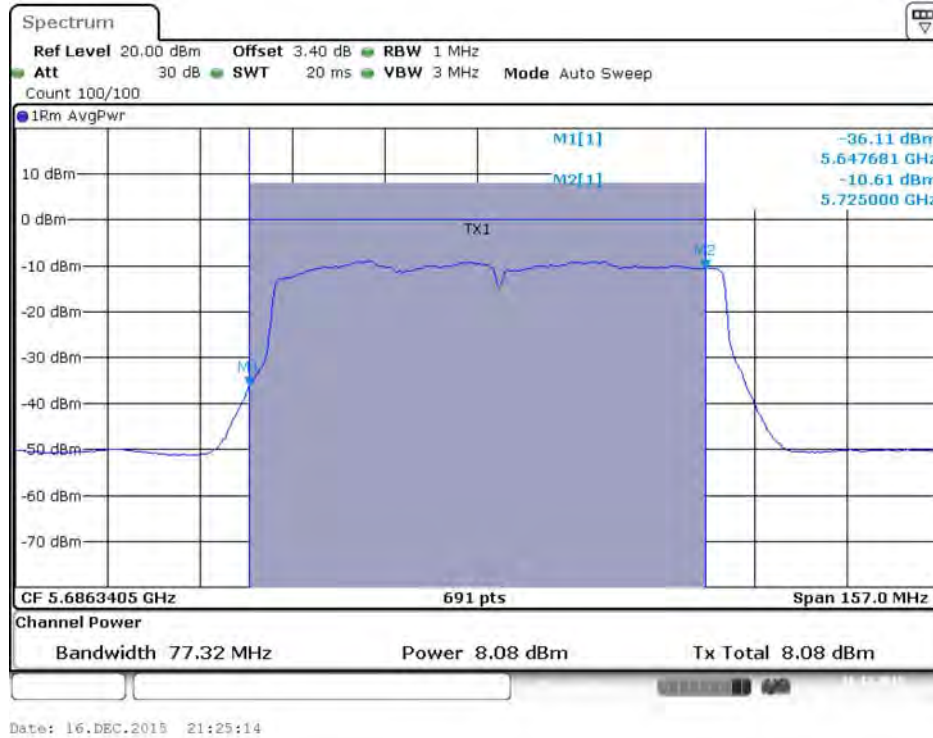
Conducted Output Power Plot on Configuration IEEE 802.11ac MCS0/Nss1 VHT80 / Chain 1 / 5690 MHz (UNII 2C)



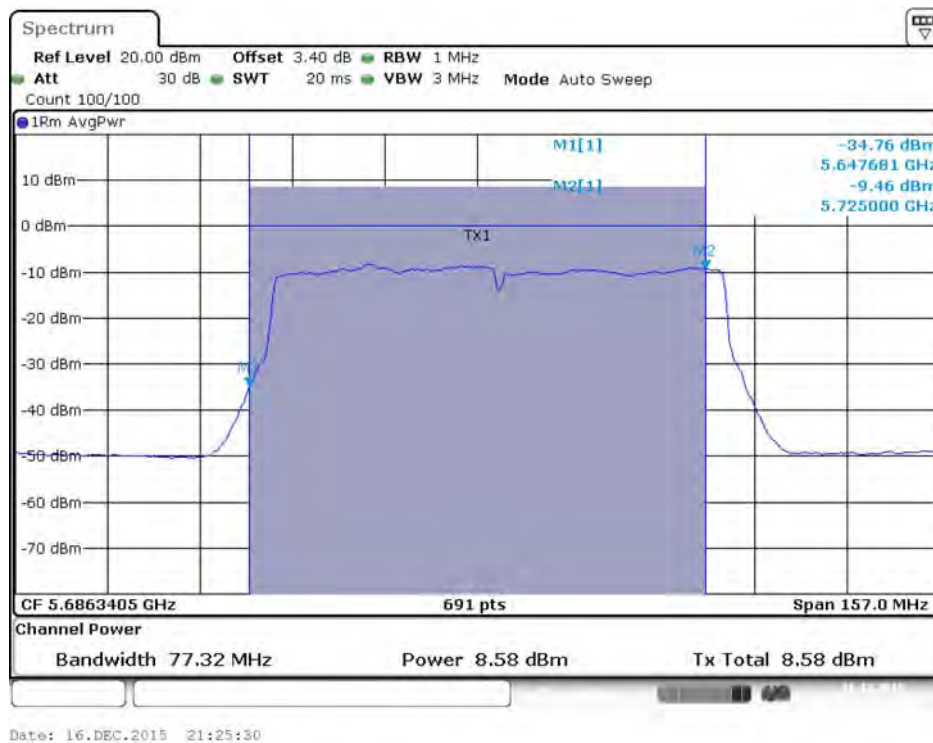
Conducted Output Power Plot on Configuration IEEE 802.11ac MCS0/Nss1 VHT80 / Chain 2 / 5690 MHz (UNII 2C)



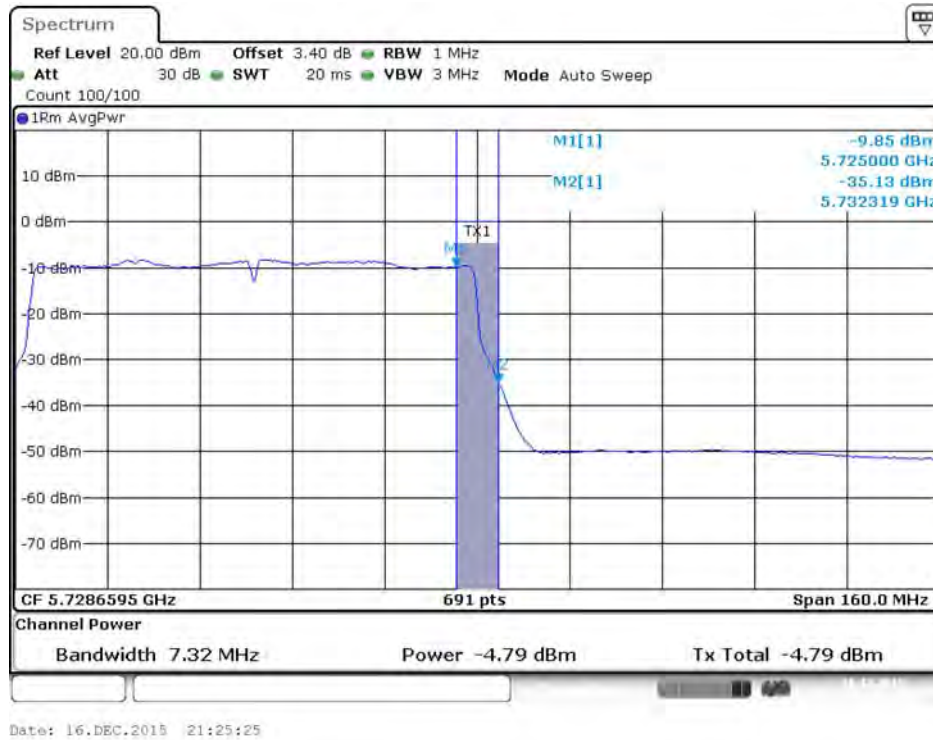
Conducted Output Power Plot on Configuration IEEE 802.11ac MCS0/Nss1 VHT80 / Chain 3 / 5690 MHz (UNII 2C)



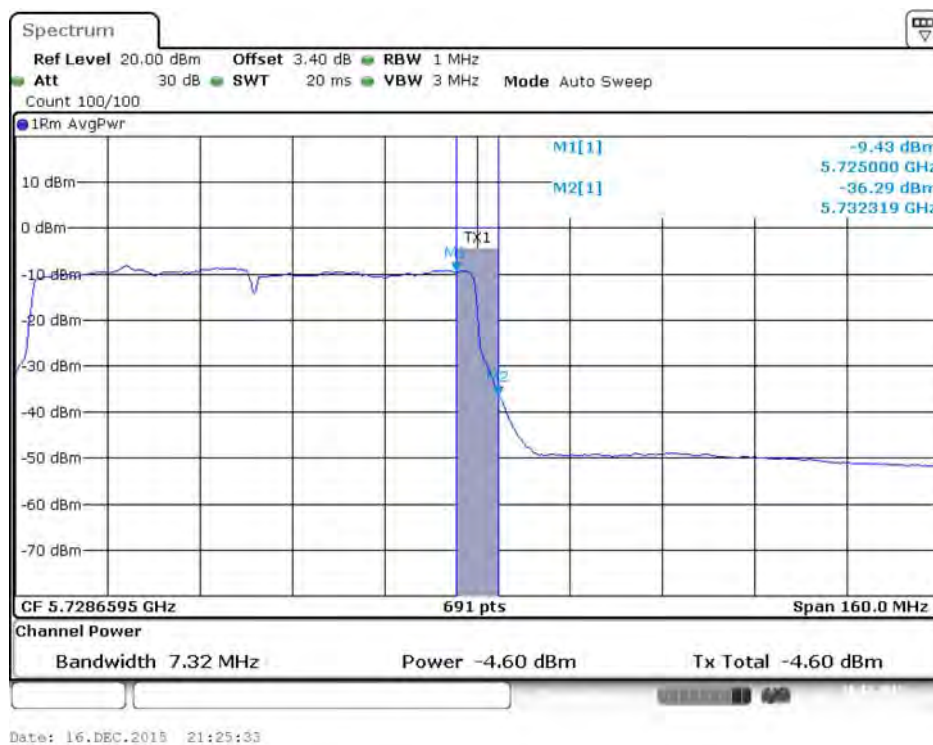
Conducted Output Power Plot on Configuration IEEE 802.11ac MCS0/Nss1 VHT80 / Chain 4 / 5690 MHz (UNII 2C)



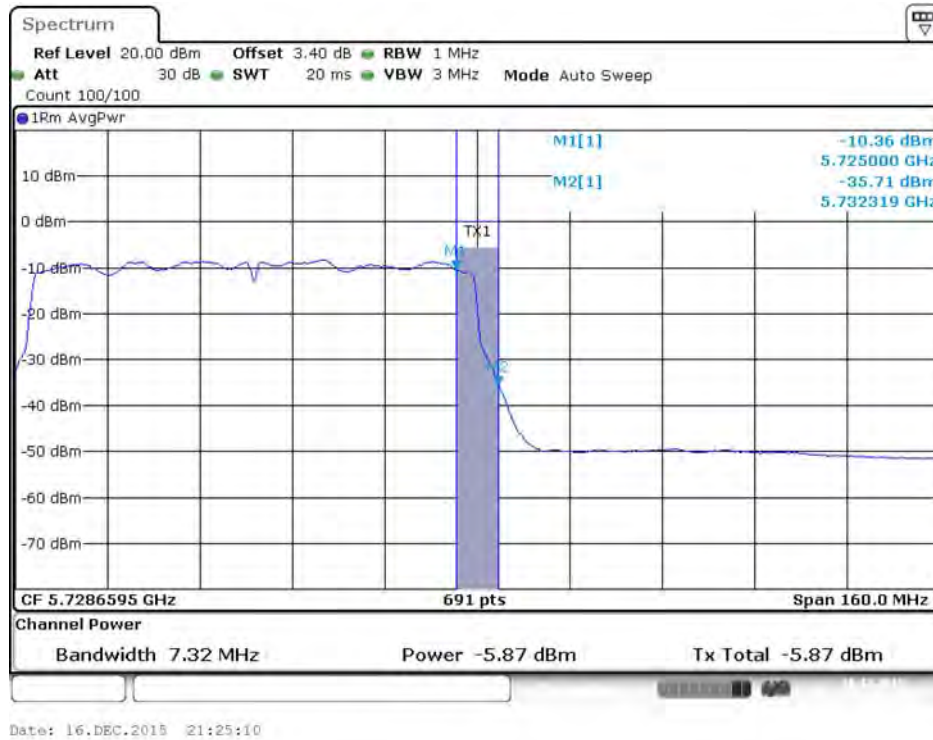
Conducted Output Power Plot on Configuration IEEE 802.11ac MCS0/Nss1 VHT80 / Chain 1 / 5690 MHz (UNII 3)



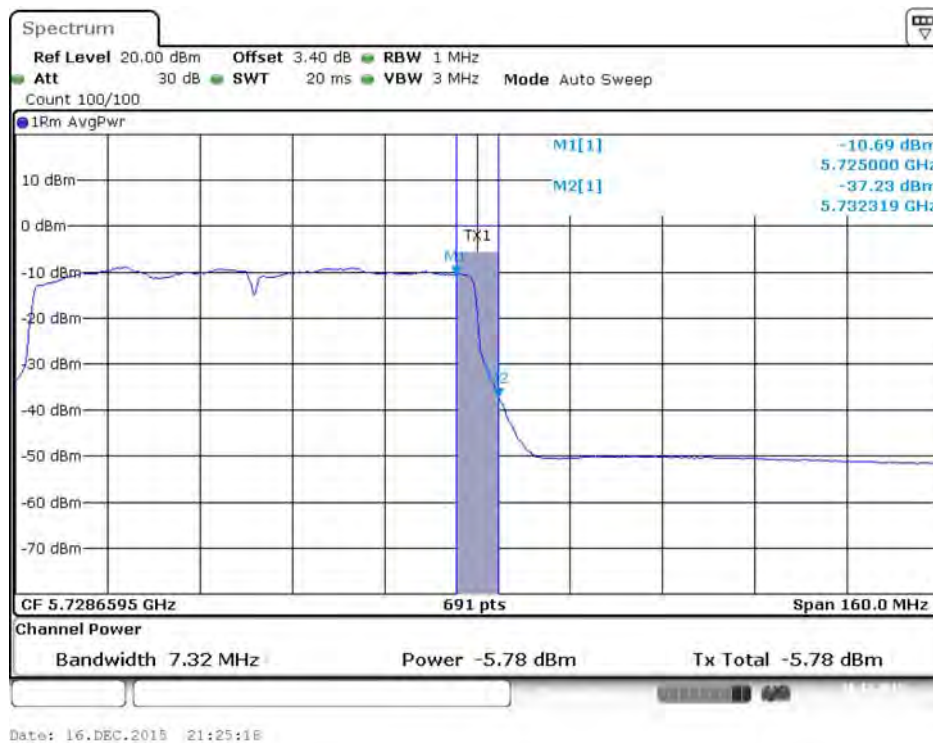
Conducted Output Power Plot on Configuration IEEE 802.11ac MCS0/Nss1 VHT80 / Chain 2 / 5690 MHz (UNII 3)



Conducted Output Power Plot on Configuration IEEE 802.11ac MCS0/Nss1 VHT80 / Chain 3 / 5690 MHz (UNII 3)

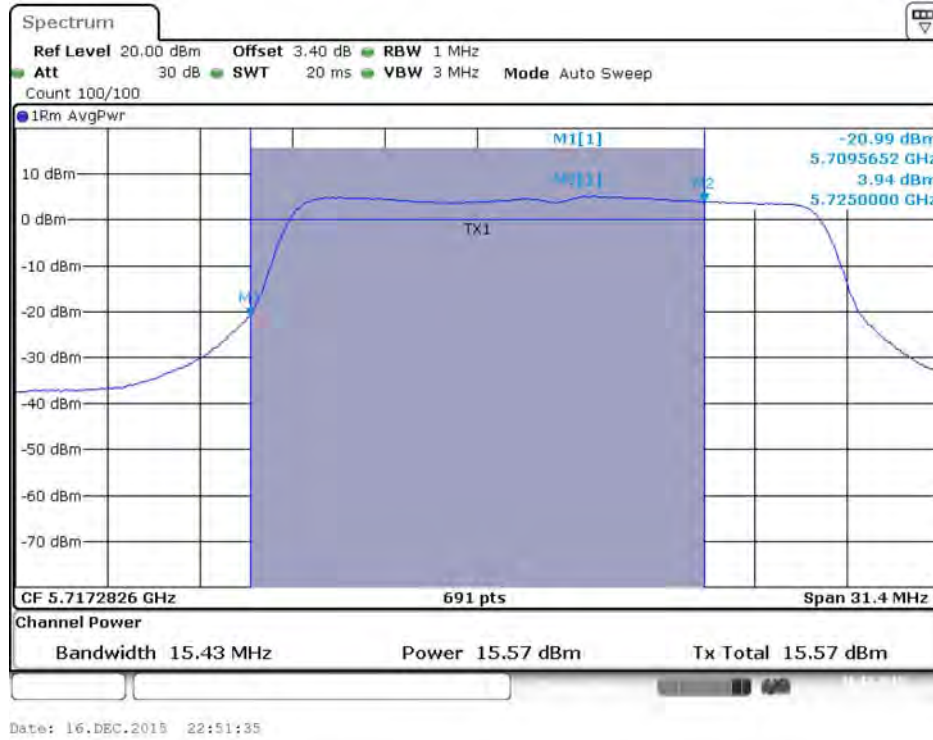


Conducted Output Power Plot on Configuration IEEE 802.11ac MCS0/Nss1 VHT80 / Chain 4 / 5690 MHz (UNII 3)

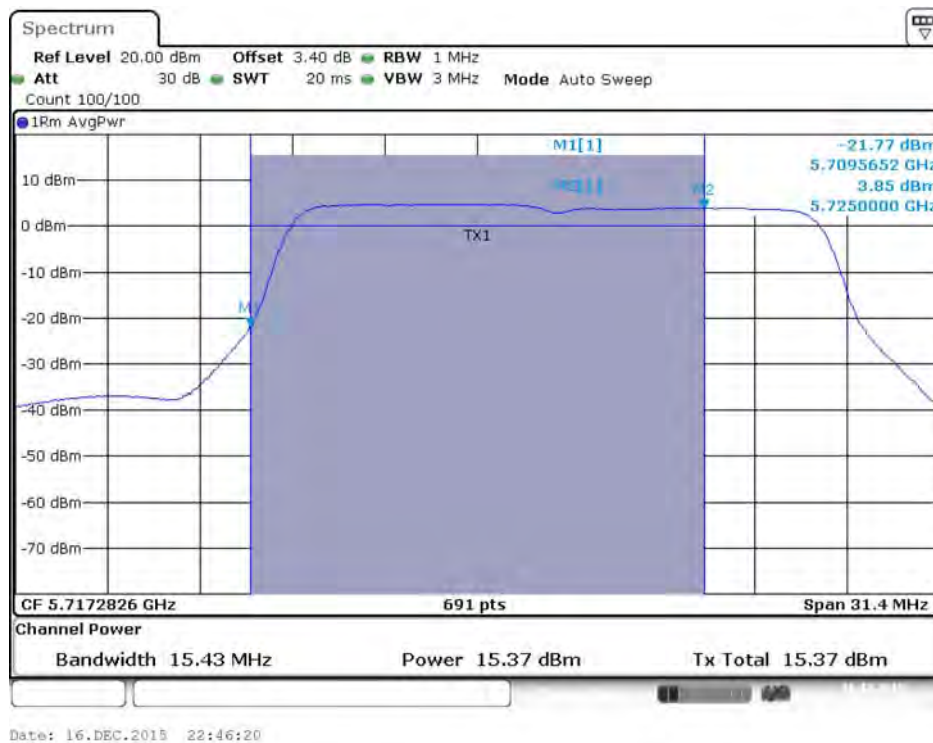


Mode 8: EUT 1 + Set 9 Sector Antenna / 4 dBi

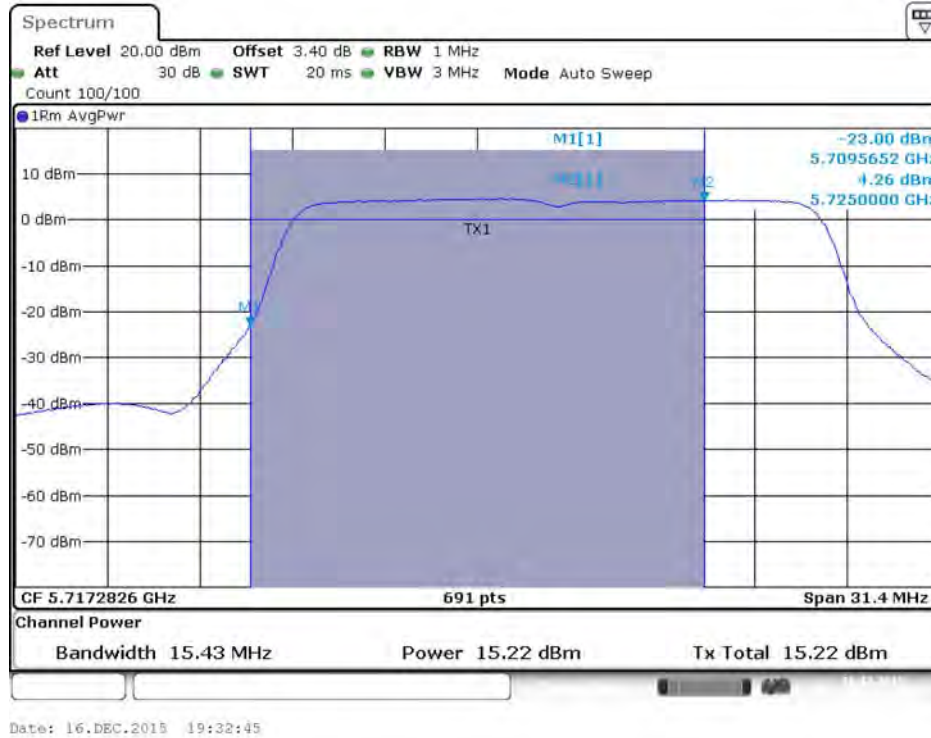
Conducted Output Power Plot on Configuration IEEE 802.11ac MCS0/Nss1 VHT20 / Chain 1 / 5720 MHz (UNII 2C)



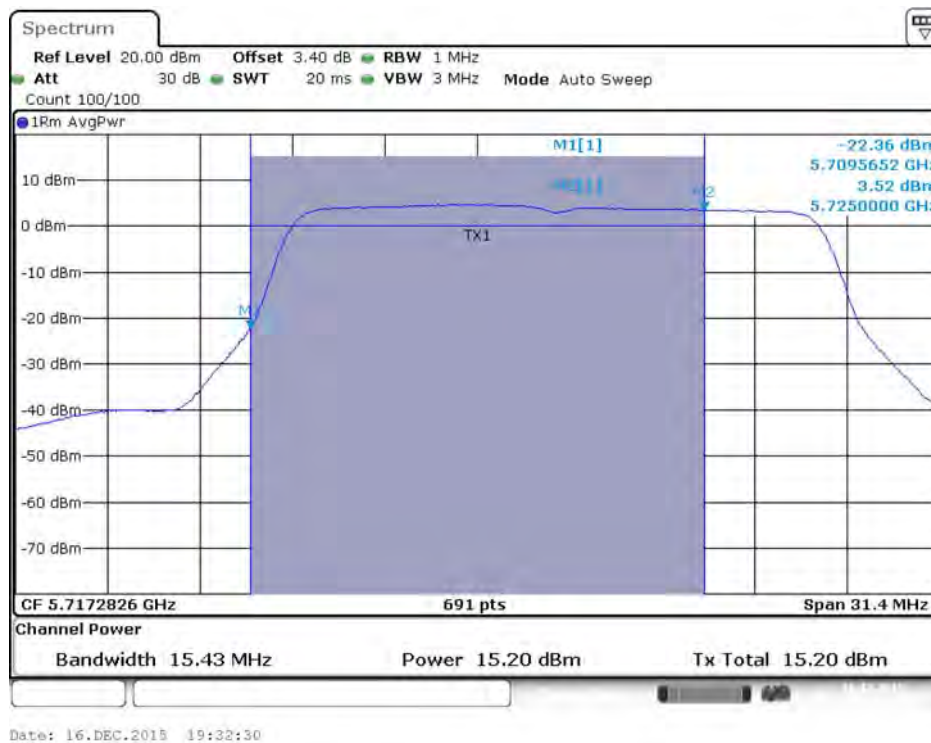
Conducted Output Power Plot on Configuration IEEE 802.11ac MCS0/Nss1 VHT20 / Chain 2 / 5720 MHz (UNII 2C)



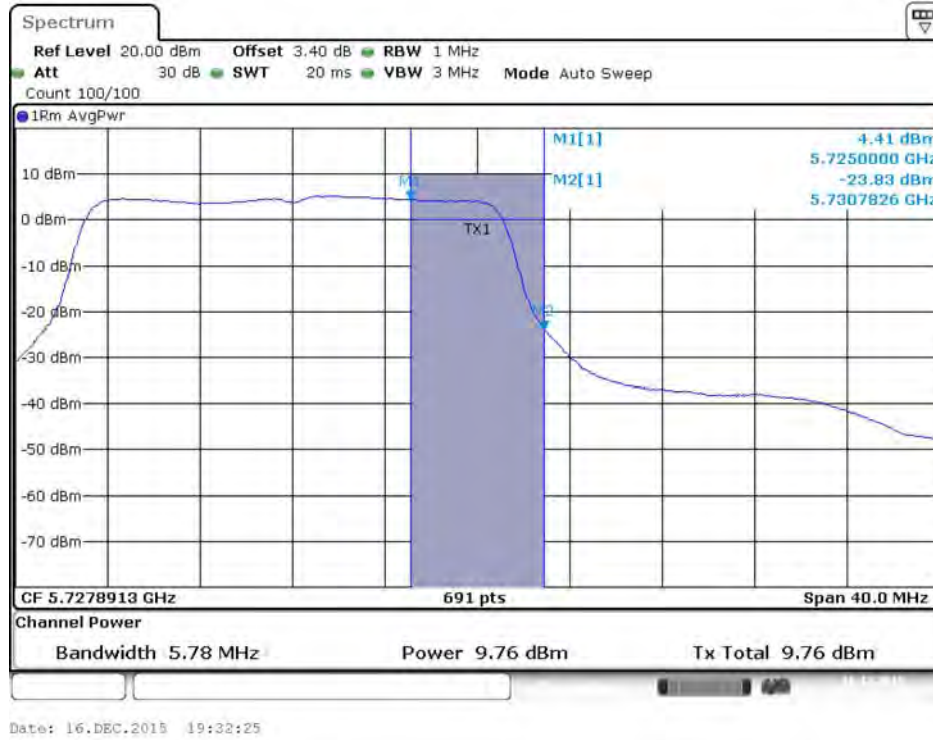
Conducted Output Power Plot on Configuration IEEE 802.11ac MCS0/Nss1 VHT20 / Chain 3 / 5720 MHz (UNII 2C)



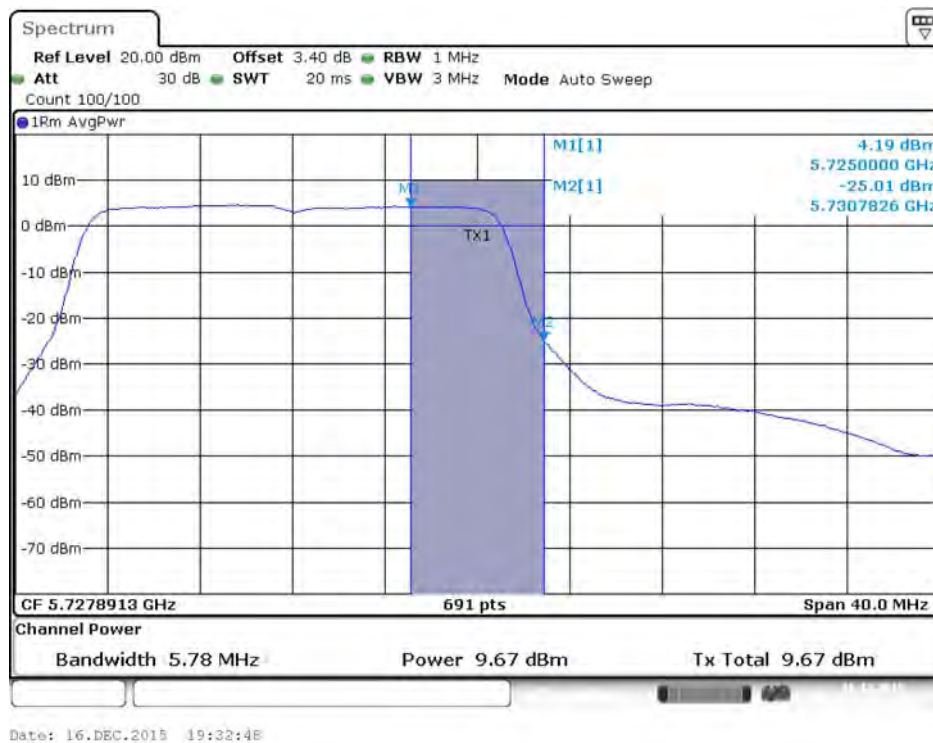
Conducted Output Power Plot on Configuration IEEE 802.11ac MCS0/Nss1 VHT20 / Chain 4 / 5720 MHz (UNII 2C)



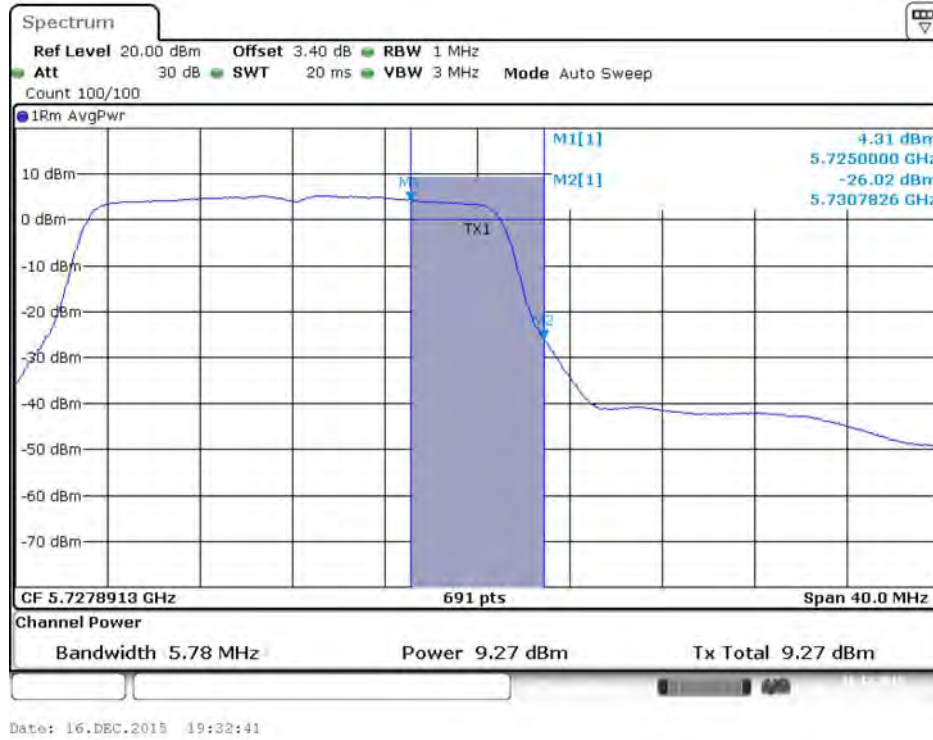
Conducted Output Power Plot on Configuration IEEE 802.11ac MCS0/Nss1 VHT20 / Chain 1 / 5720 MHz (UNII 3)



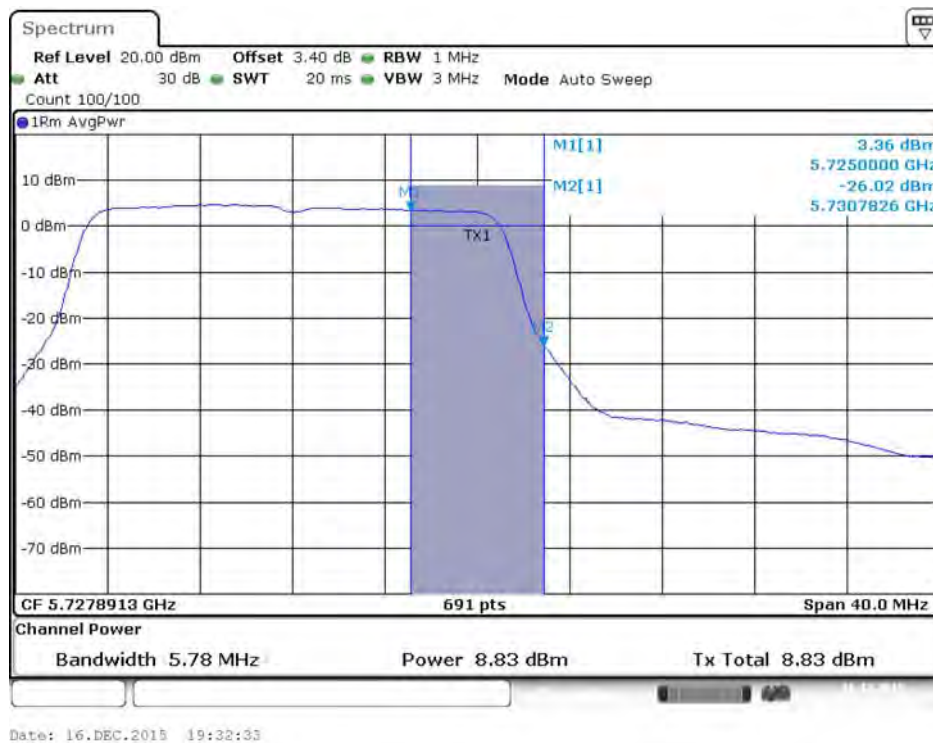
Conducted Output Power Plot on Configuration IEEE 802.11ac MCS0/Nss1 VHT20 / Chain 2 / 5720 MHz (UNII 3)



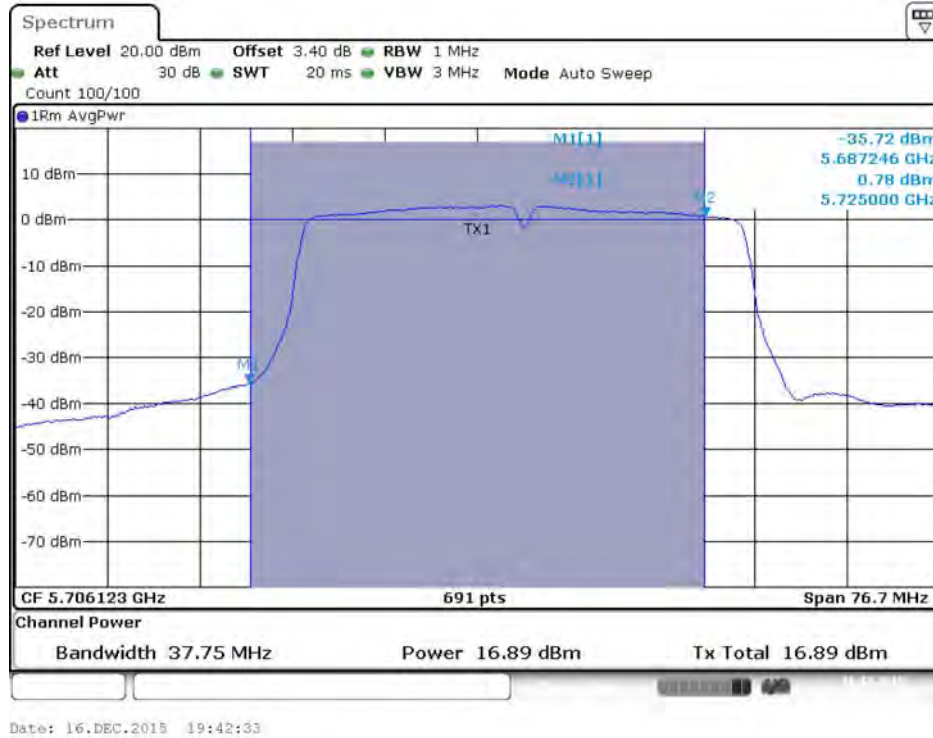
Conducted Output Power Plot on Configuration IEEE 802.11ac MCS0/Nss1 VHT20 / Chain 3 / 5720 MHz (UNII 3)



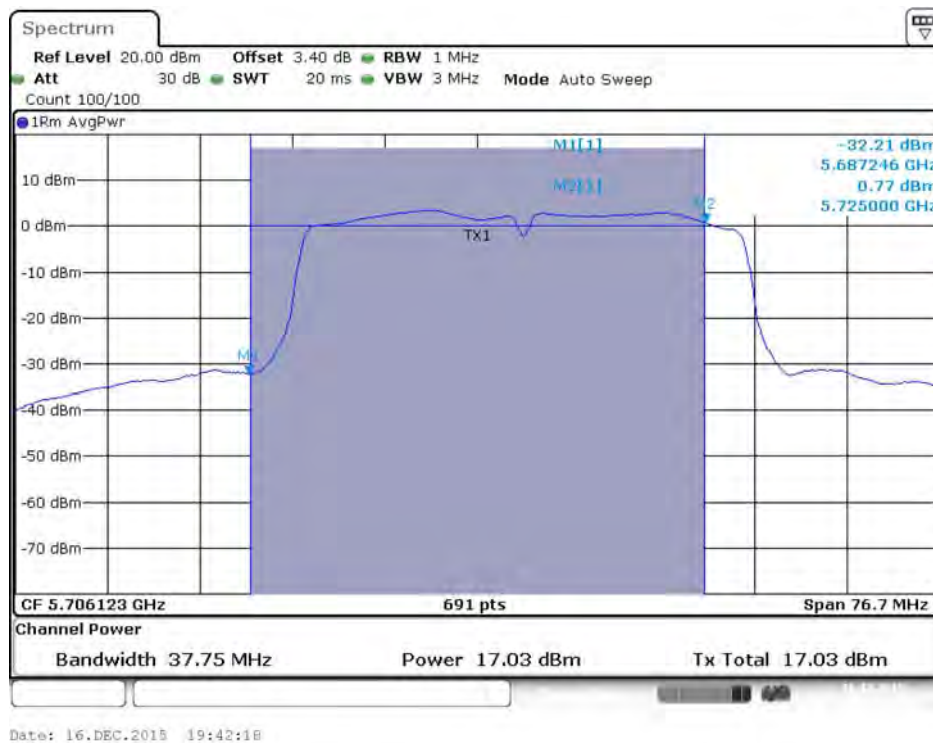
Conducted Output Power Plot on Configuration IEEE 802.11ac MCS0/Nss1 VHT20 / Chain 4 / 5720 MHz (UNII 3)



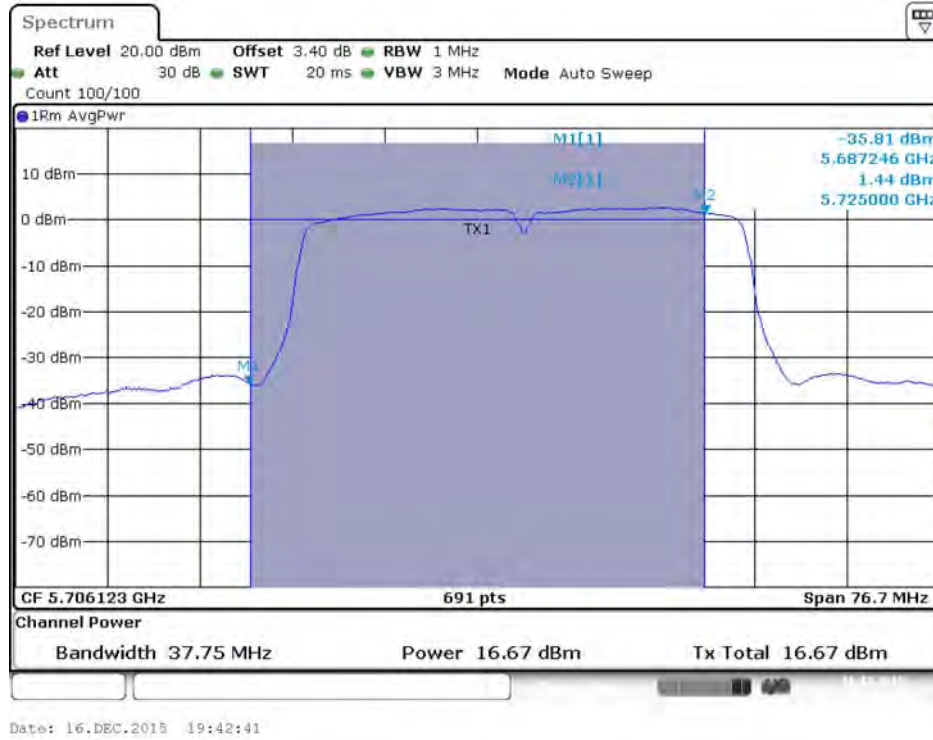
Conducted Output Power Plot on Configuration IEEE 802.11ac MCS0/Nss1 VHT40 / Chain 1 / 5710 MHz (UNII 2C)



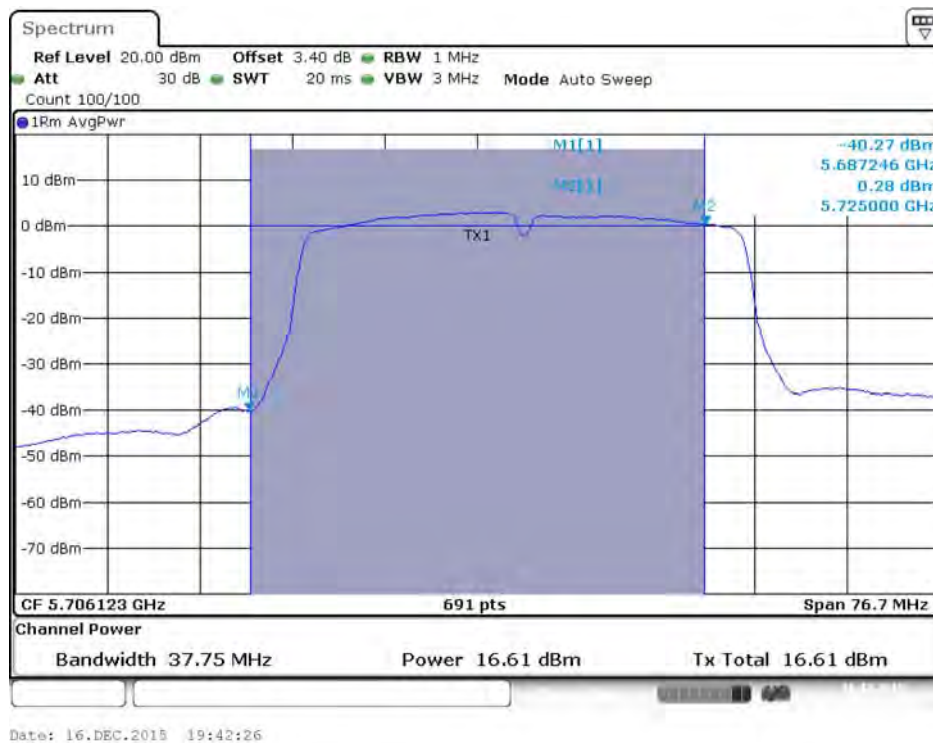
Conducted Output Power Plot on Configuration IEEE 802.11ac MCS0/Nss1 VHT40 / Chain 2 / 5710 MHz (UNII 2C)



Conducted Output Power Plot on Configuration IEEE 802.11ac MCS0/Nss1 VHT40 / Chain 3 / 5710 MHz (UNII 2C)



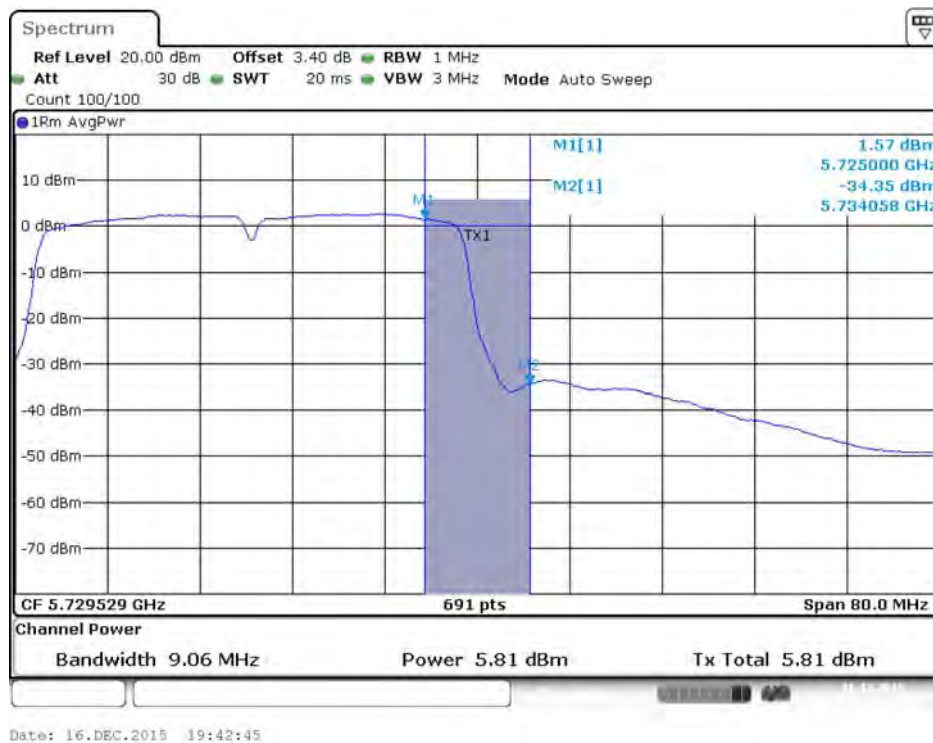
Conducted Output Power Plot on Configuration IEEE 802.11ac MCS0/Nss1 VHT40 / Chain 4 / 5710 MHz (UNII 2C)



Conducted Output Power Plot on Configuration IEEE 802.11ac MCS0/Nss1 VHT40 / Chain 1 / 5710 MHz (UNII 3)



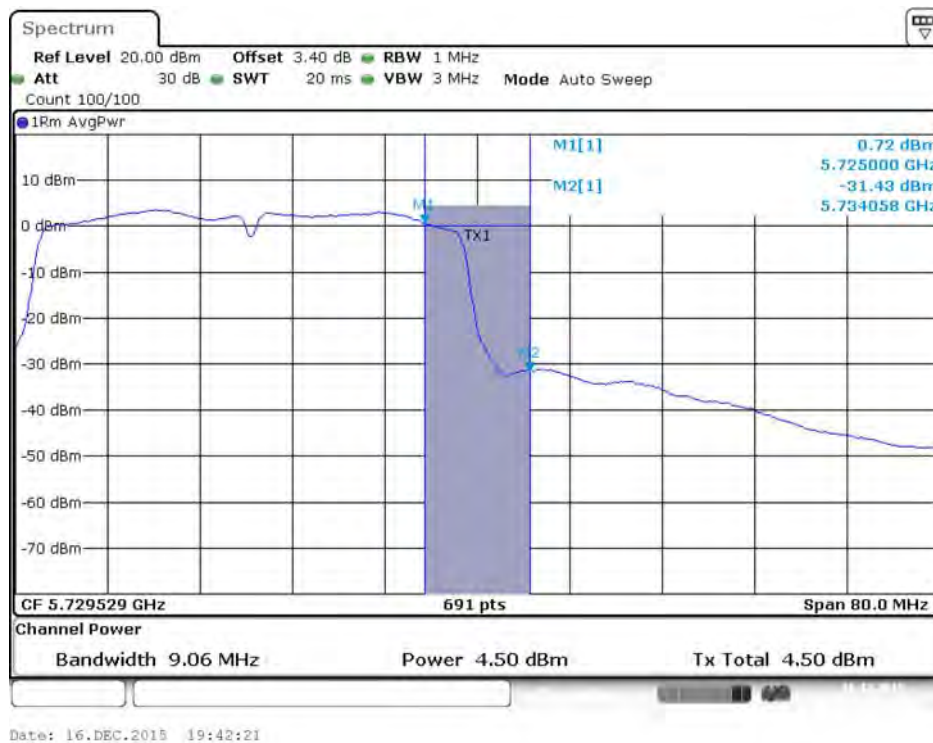
Conducted Output Power Plot on Configuration IEEE 802.11ac MCS0/Nss1 VHT40 / Chain 2 / 5710 MHz (UNII 3)



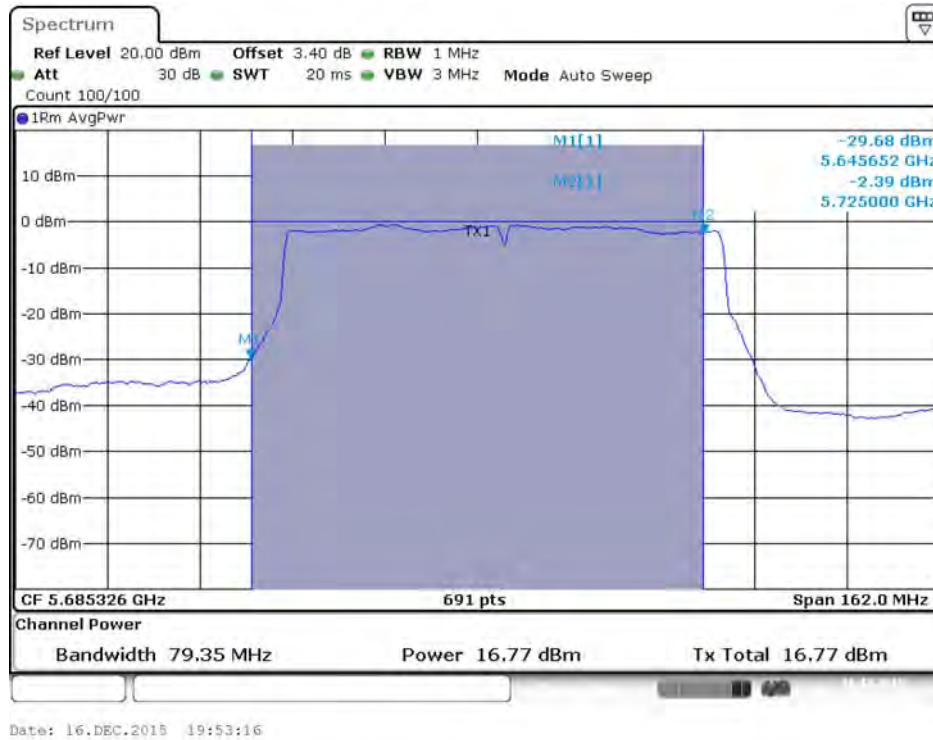
Conducted Output Power Plot on Configuration IEEE 802.11ac MCS0/Nss1 VHT40 / Chain 3 / 5710 MHz (UNII 3)



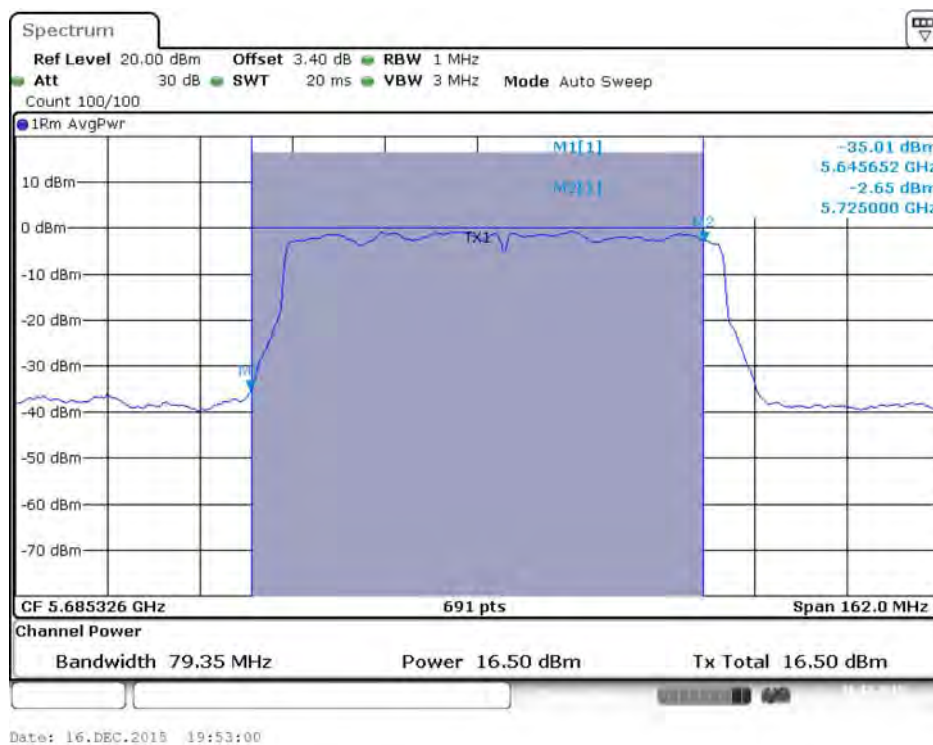
Conducted Output Power Plot on Configuration IEEE 802.11ac MCS0/Nss1 VHT40 / Chain 4 / 5710 MHz (UNII 3)



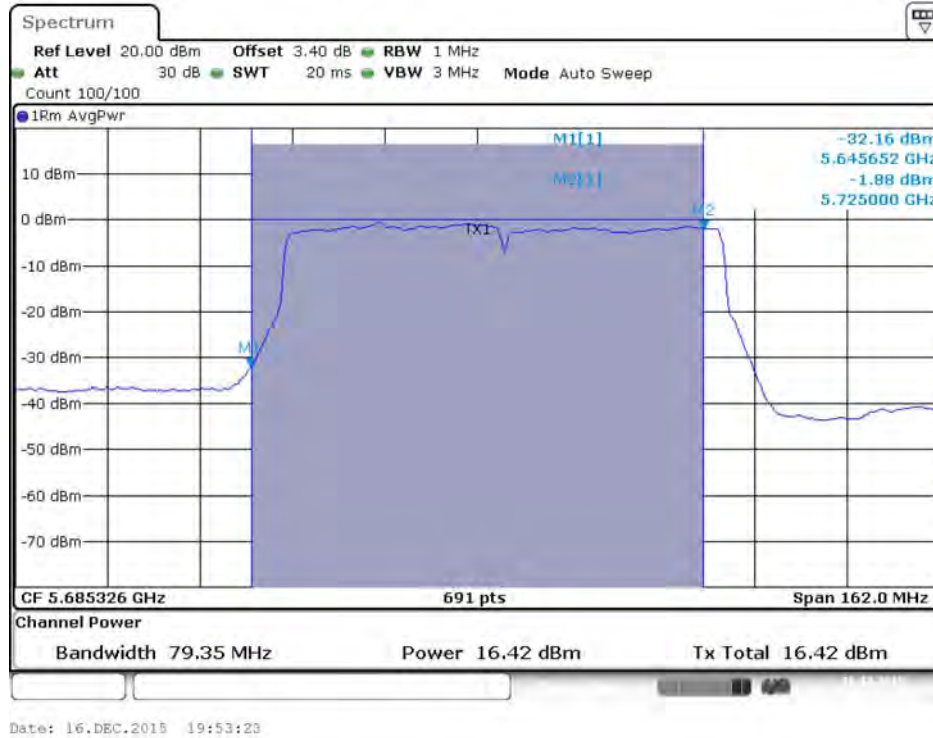
Conducted Output Power Plot on Configuration IEEE 802.11ac MCS0/Nss1 VHT80 / Chain 1 / 5690 MHz (UNII 2C)



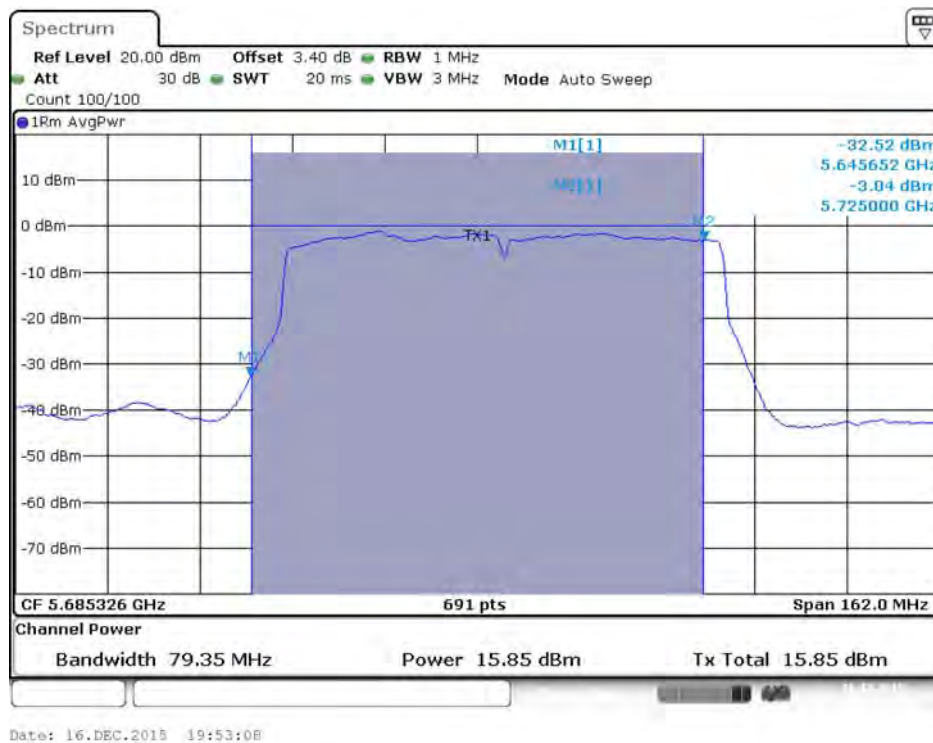
Conducted Output Power Plot on Configuration IEEE 802.11ac MCS0/Nss1 VHT80 / Chain 2 / 5690 MHz (UNII 2C)



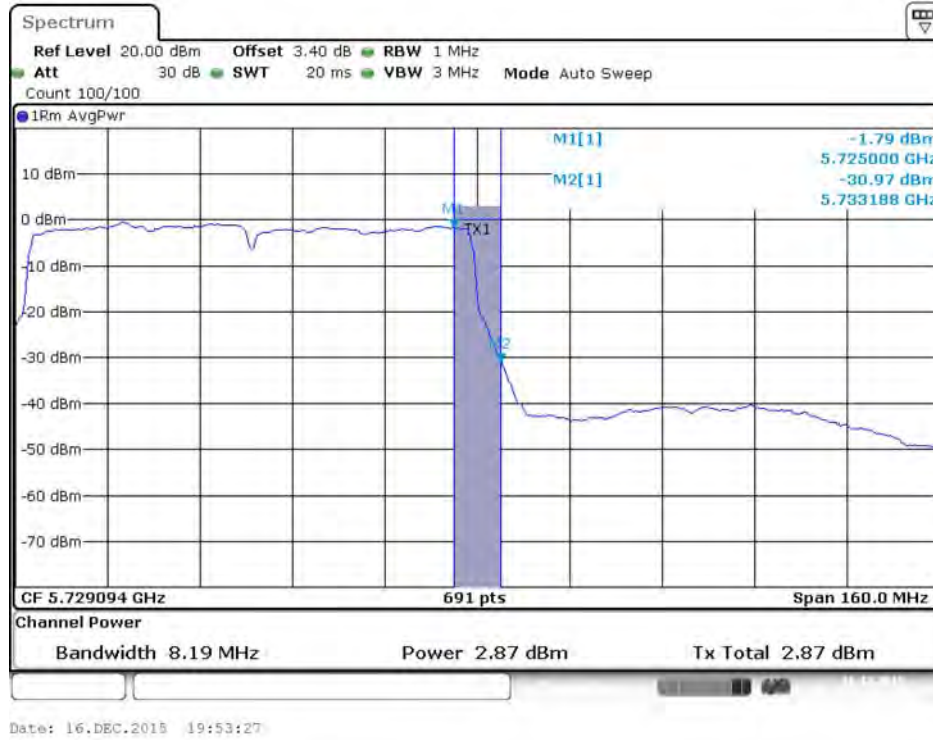
Conducted Output Power Plot on Configuration IEEE 802.11ac MCS0/Nss1 VHT80 / Chain 3 / 5690 MHz (UNII 2C)



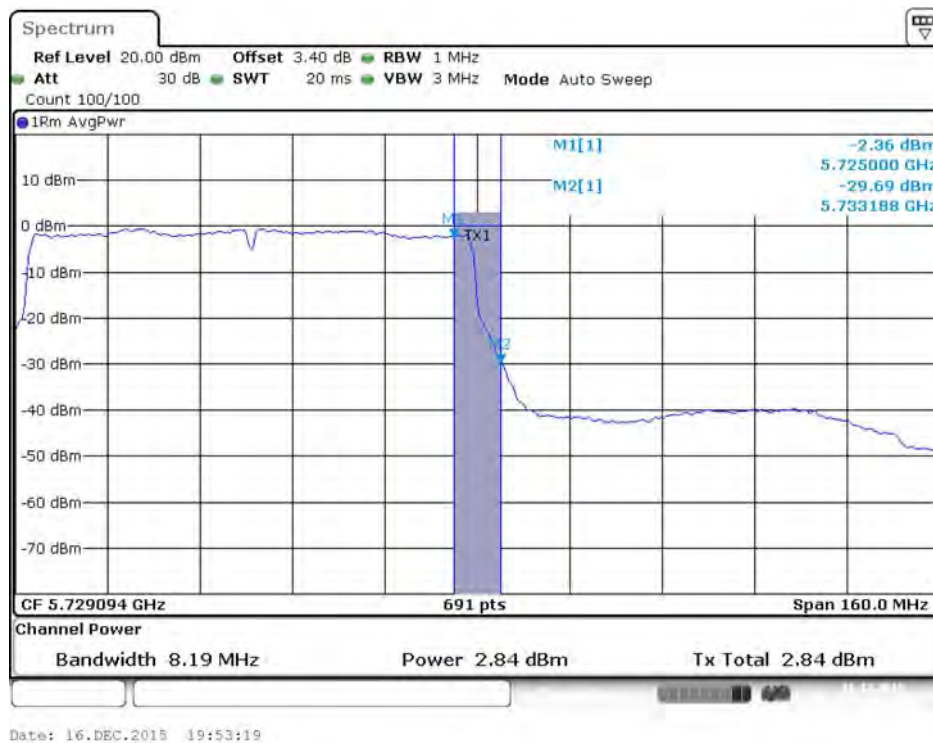
Conducted Output Power Plot on Configuration IEEE 802.11ac MCS0/Nss1 VHT80 / Chain 4 / 5690 MHz (UNII 2C)



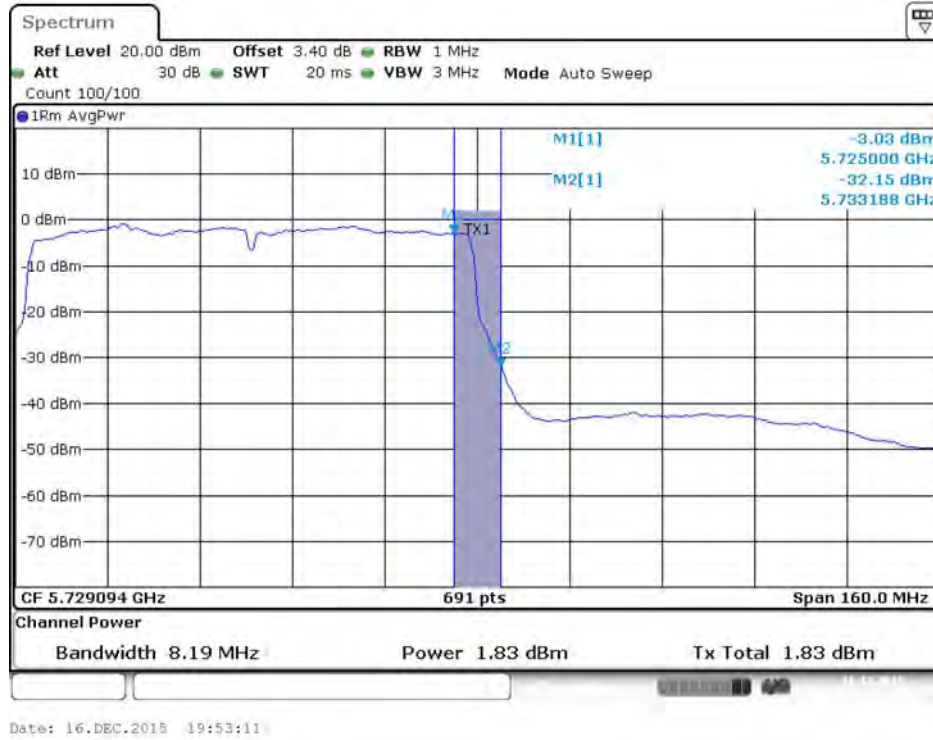
Conducted Output Power Plot on Configuration IEEE 802.11ac MCS0/Nss1 VHT80 / Chain 1 / 5690 MHz (UNII 3)



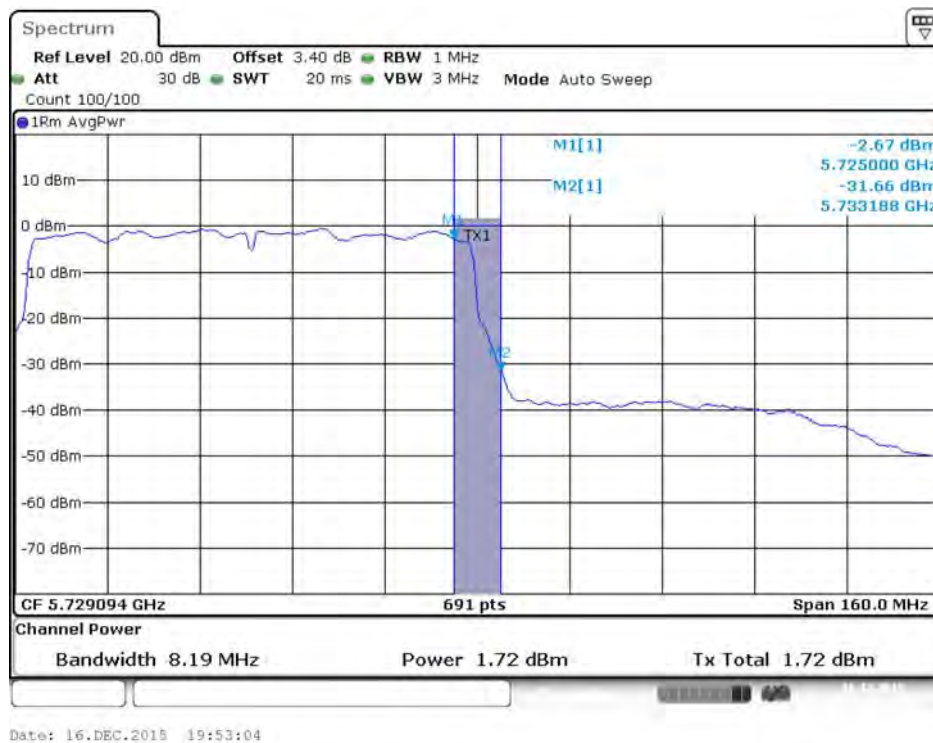
Conducted Output Power Plot on Configuration IEEE 802.11ac MCS0/Nss1 VHT80 / Chain 2 / 5690 MHz (UNII 3)



Conducted Output Power Plot on Configuration IEEE 802.11ac MCS0/Nss1 VHT80 / Chain 3 / 5690 MHz (UNII 3)

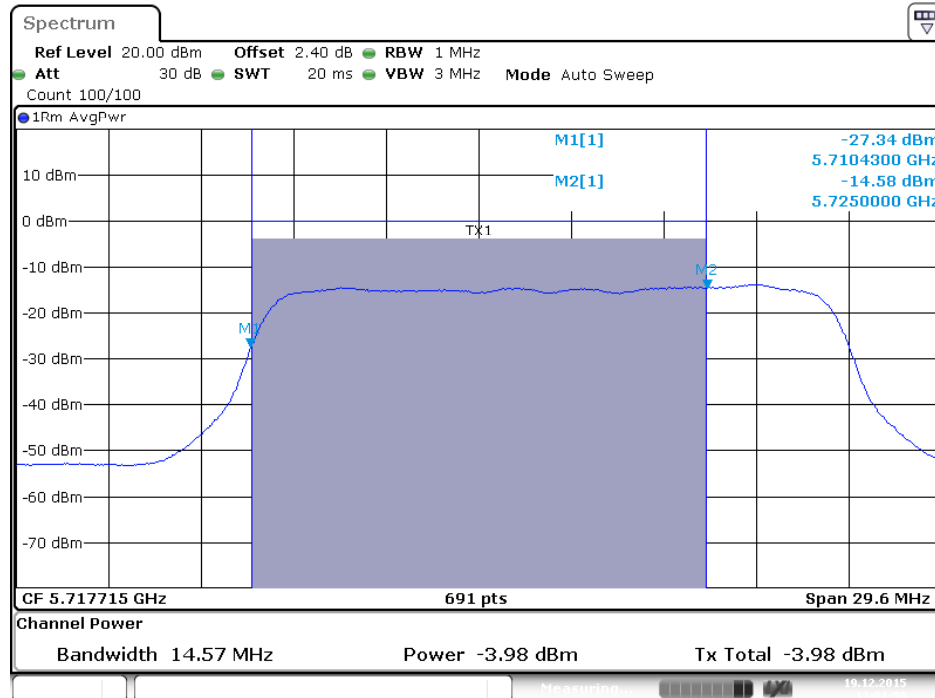


Conducted Output Power Plot on Configuration IEEE 802.11ac MCS0/Nss1 VHT80 / Chain 4 / 5690 MHz (UNII 3)

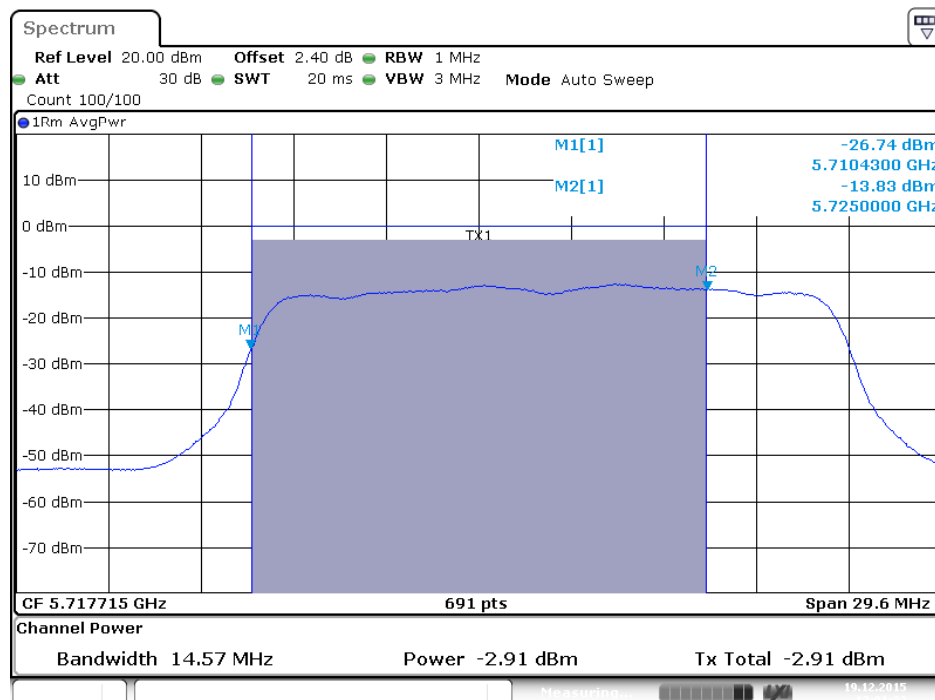


Mode 9: EUT 1 + Set 10 Panel Antenna / 23 dBi

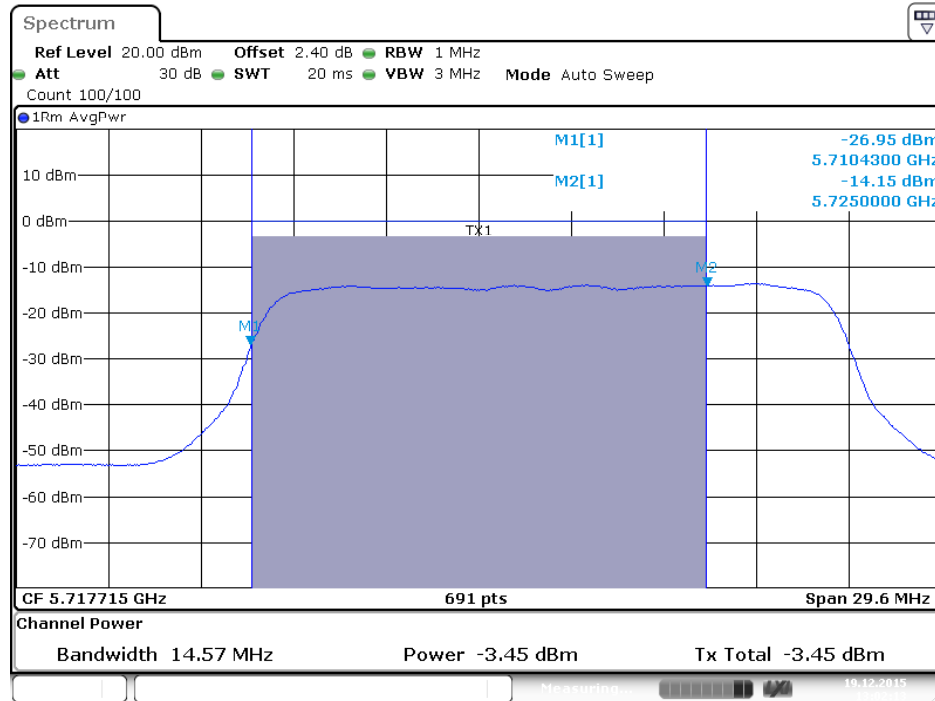
Conducted Output Power Plot on Configuration IEEE 802.11ac MCS0/Nss1 VHT20 / Chain 1 / 5720 MHz (UNII 2C)



Conducted Output Power Plot on Configuration IEEE 802.11ac MCS0/Nss1 VHT20 / Chain 2 / 5720 MHz (UNII 2C)

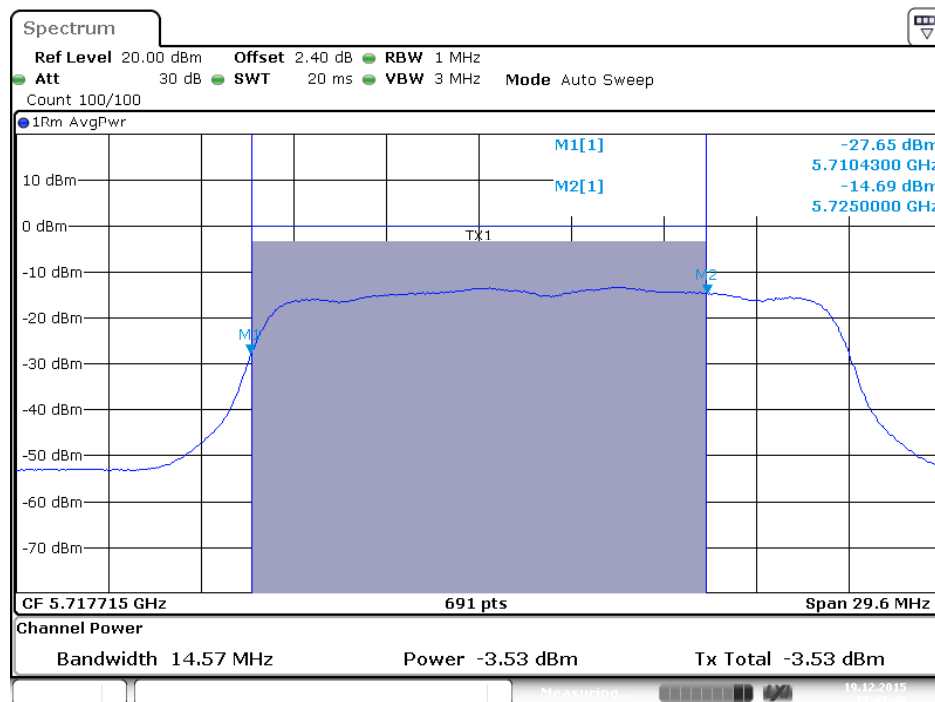


Conducted Output Power Plot on Configuration IEEE 802.11ac MCS0/Nss1 VHT20 / Chain 3 / 5720 MHz (UNII 2C)



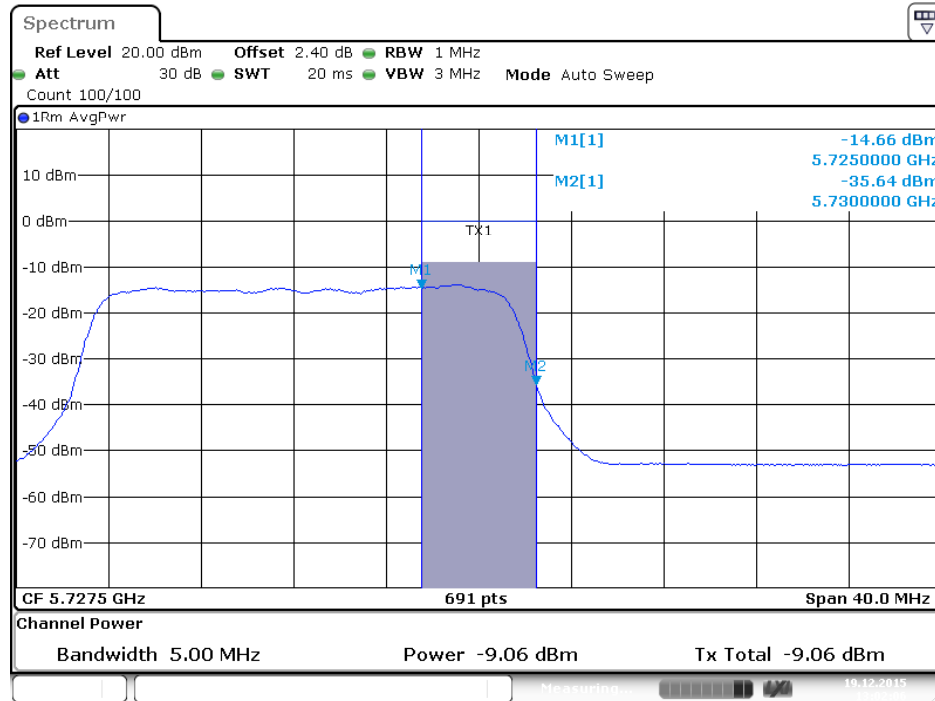
Date: 19.DEC.2015 13:02:13

Conducted Output Power Plot on Configuration IEEE 802.11ac MCS0/Nss1 VHT20 / Chain 4 / 5720 MHz (UNII 2C)

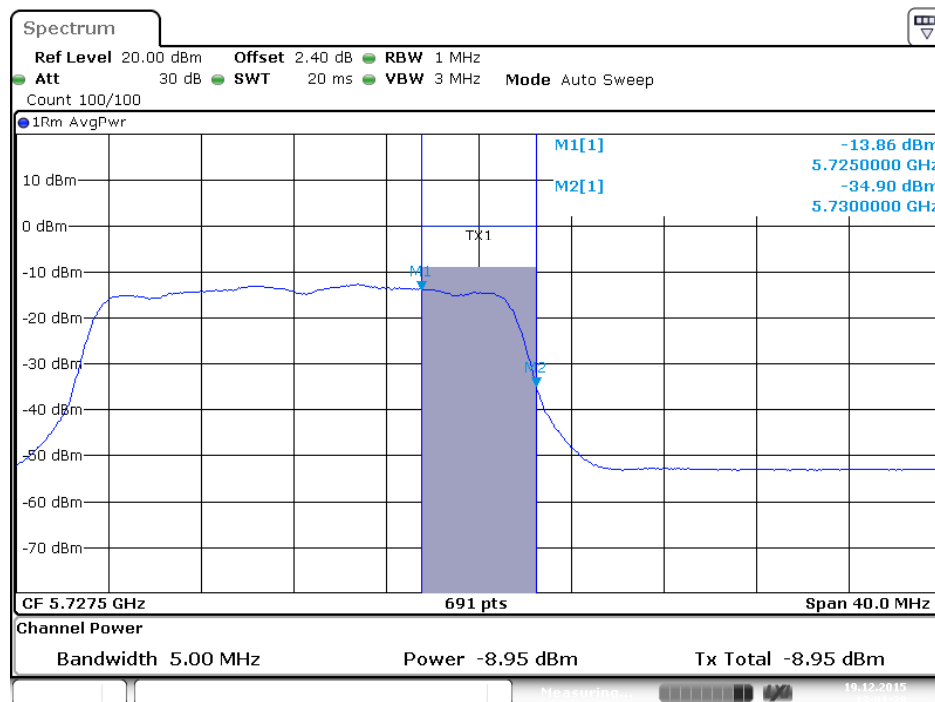


Date: 19.DEC.2015 13:01:46

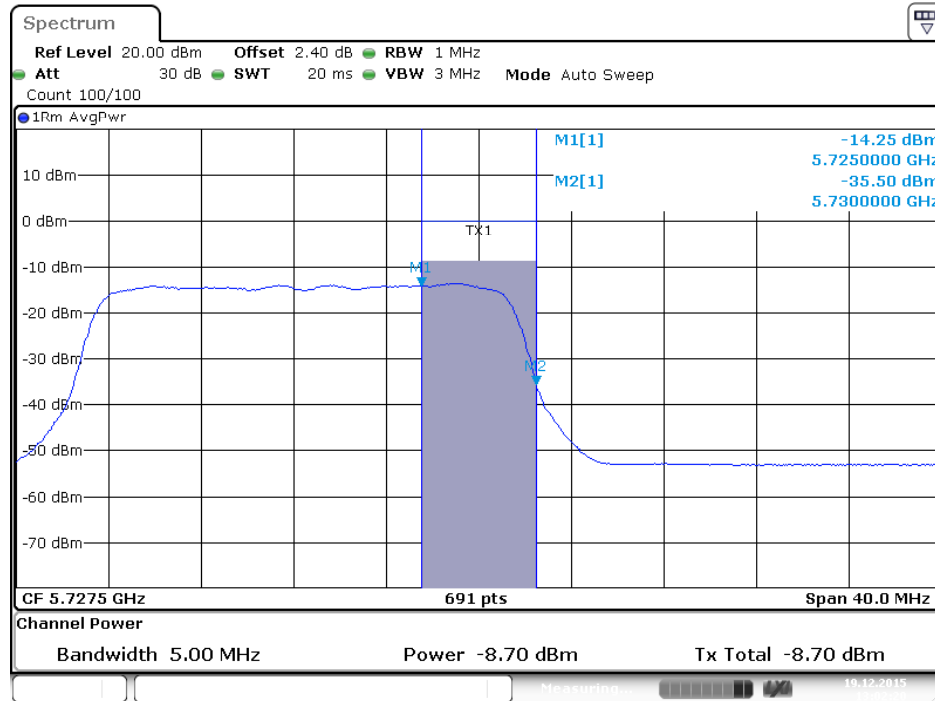
Conducted Output Power Plot on Configuration IEEE 802.11ac MCS0/Nss1 VHT20 / Chain 1 / 5720 MHz (UNII 3)



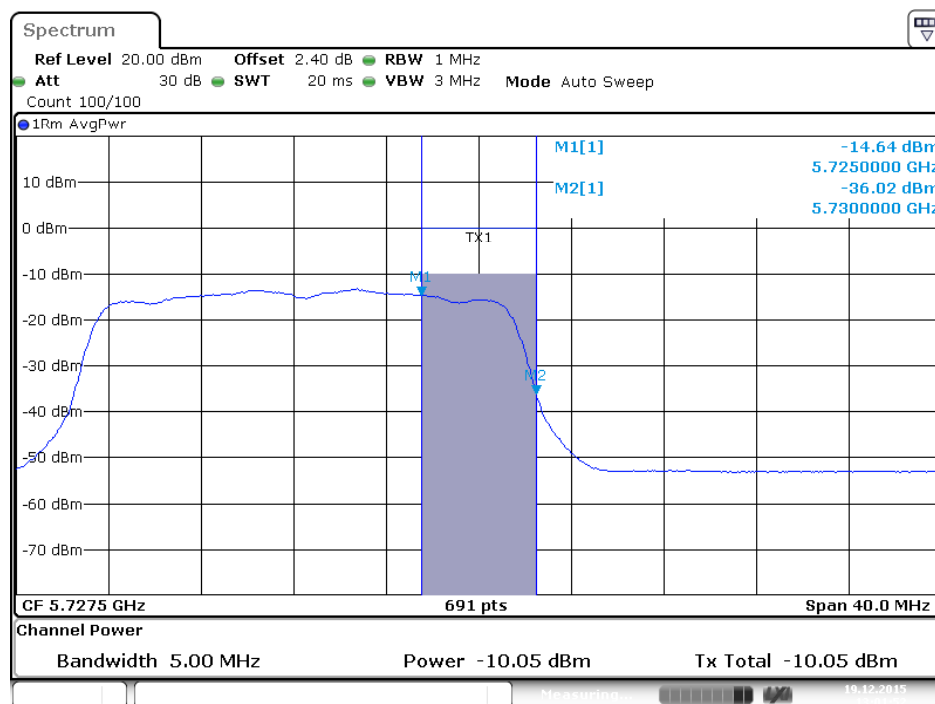
Conducted Output Power Plot on Configuration IEEE 802.11ac MCS0/Nss1 VHT20 / Chain 2 / 5720 MHz (UNII 3)



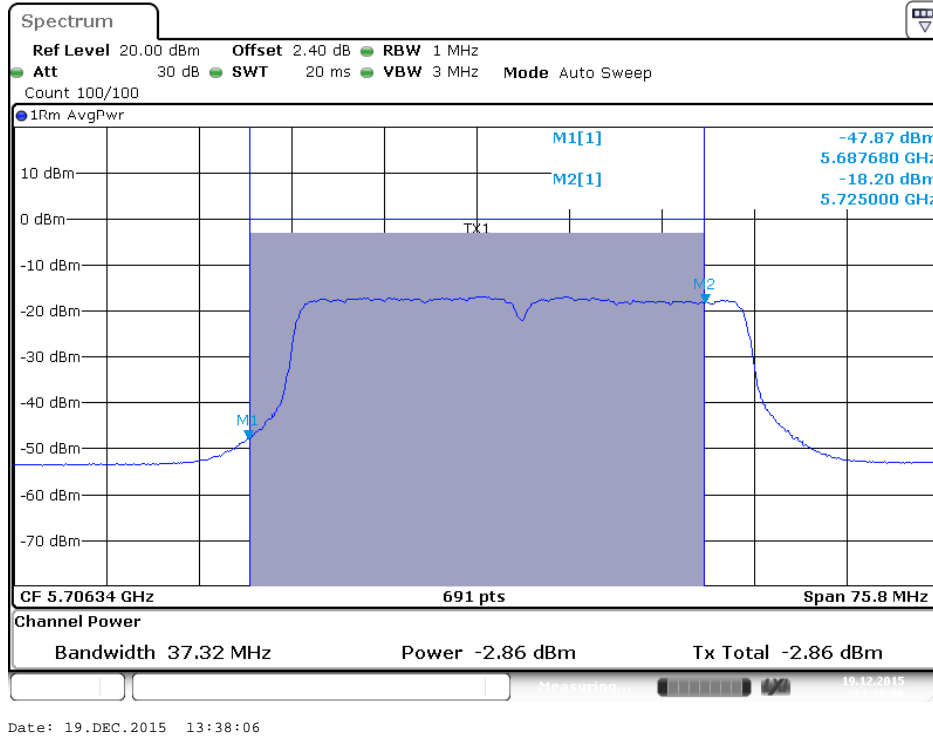
Conducted Output Power Plot on Configuration IEEE 802.11ac MCS0/Nss1 VHT20 / Chain 3 / 5720 MHz (UNII 3)



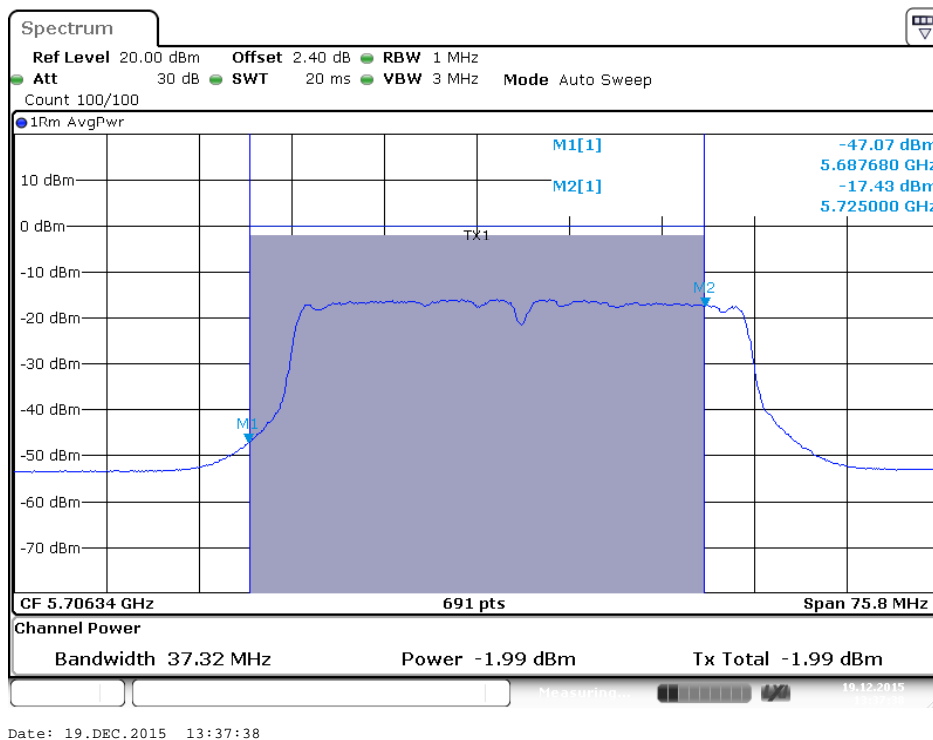
Conducted Output Power Plot on Configuration IEEE 802.11ac MCS0/Nss1 VHT20 / Chain 4 / 5720 MHz (UNII 3)



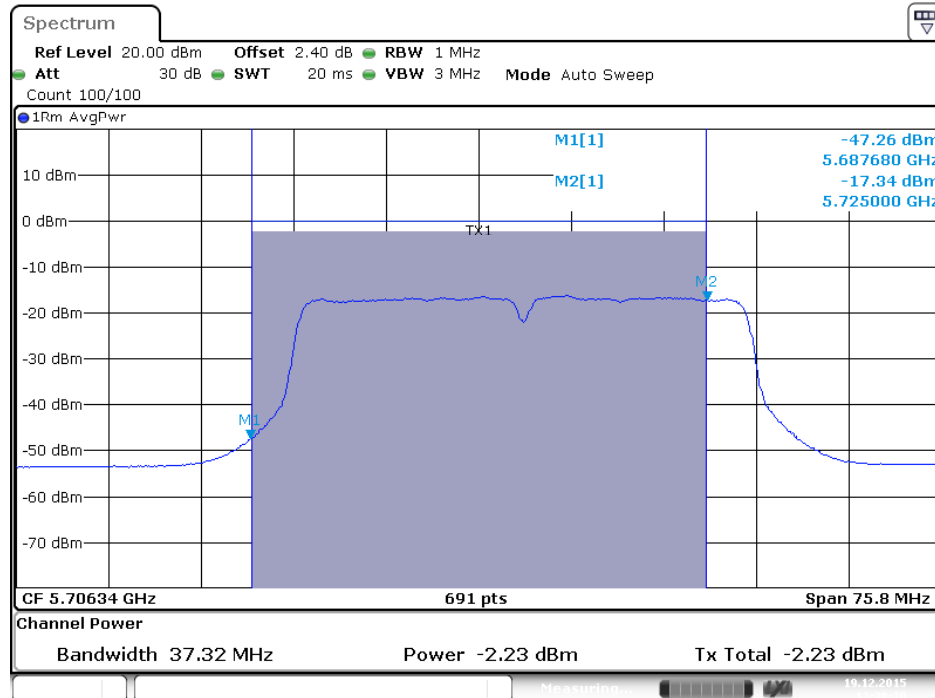
Conducted Output Power Plot on Configuration IEEE 802.11ac MCS0/Nss1 VHT40 / Chain 1 / 5710 MHz (UNII 2C)



Conducted Output Power Plot on Configuration IEEE 802.11ac MCS0/Nss1 VHT40 / Chain 2 / 5710 MHz (UNII 2C)

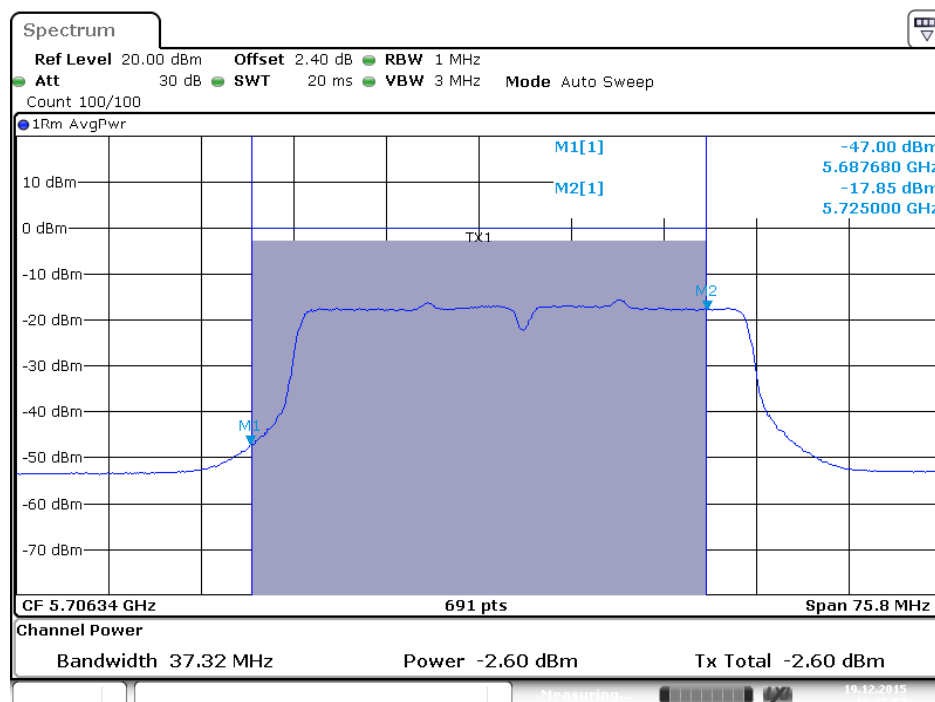


Conducted Output Power Plot on Configuration IEEE 802.11ac MCS0/Nss1 VHT40 / Chain 3 / 5710 MHz (UNII 2C)



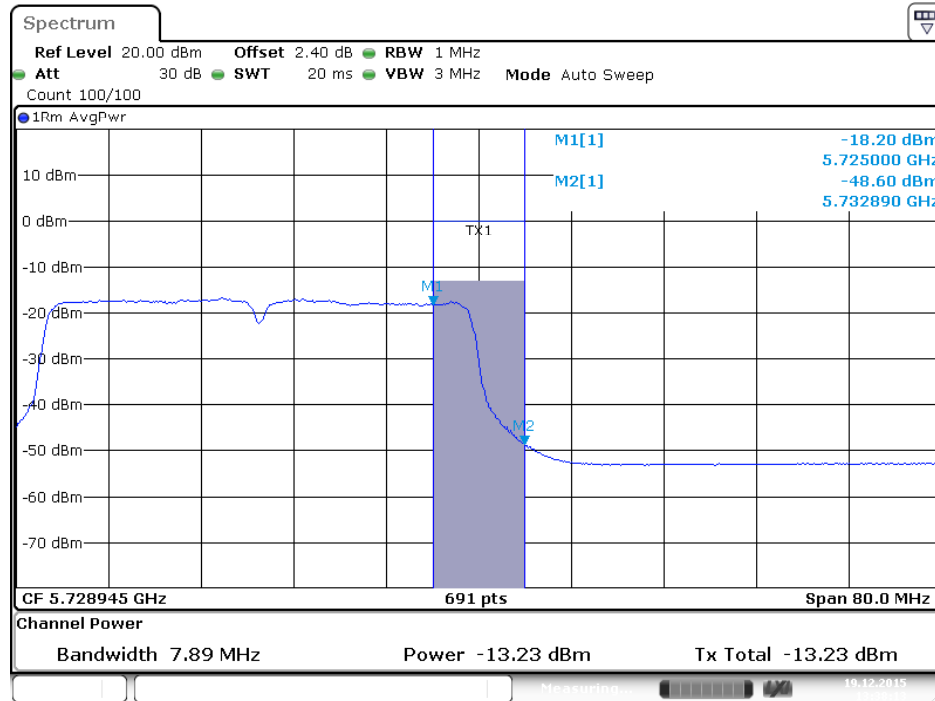
Date: 19.DEC.2015 13:38:20

Conducted Output Power Plot on Configuration IEEE 802.11ac MCS0/Nss1 VHT40 / Chain 4 / 5710 MHz (UNII 2C)

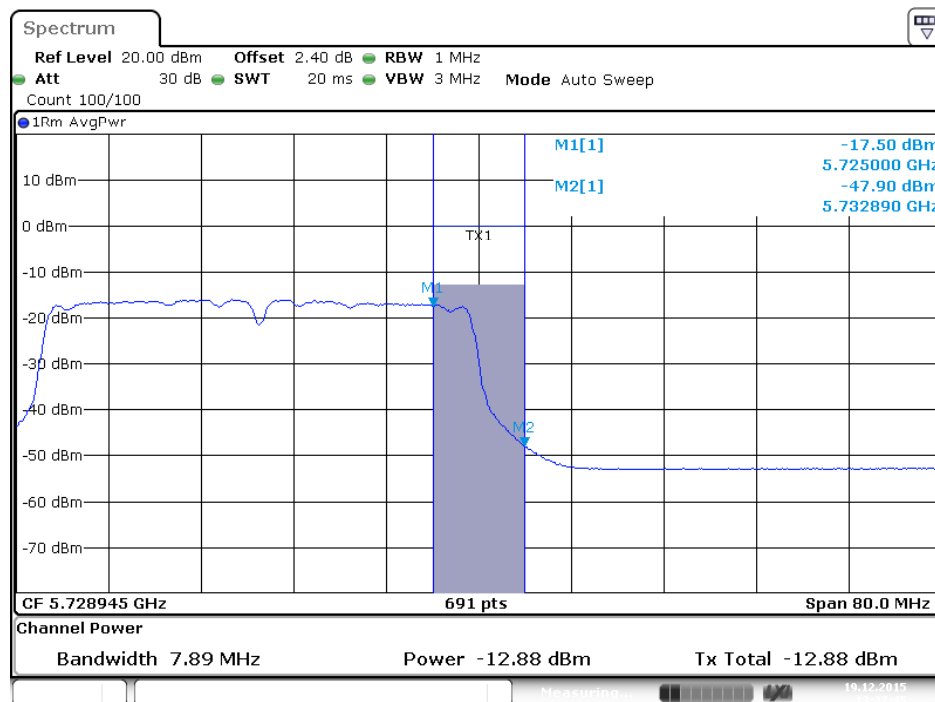


Date: 19.DEC.2015 13:37:53

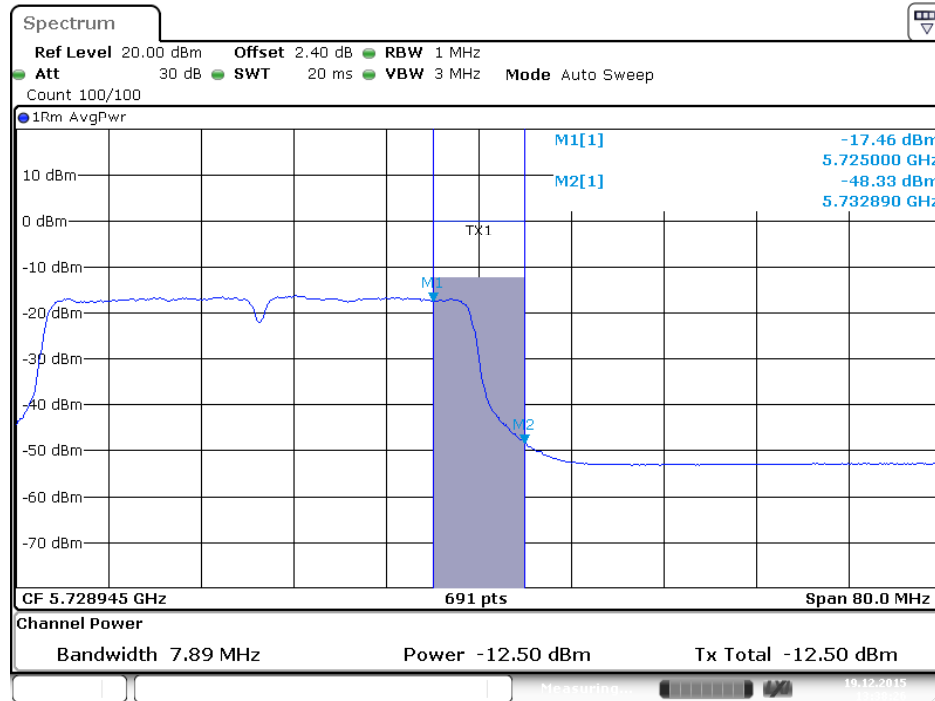
Conducted Output Power Plot on Configuration IEEE 802.11ac MCS0/Nss1 VHT40 / Chain 1 / 5710 MHz (UNII 3)



Conducted Output Power Plot on Configuration IEEE 802.11ac MCS0/Nss1 VHT40 / Chain 2 / 5710 MHz (UNII 3)

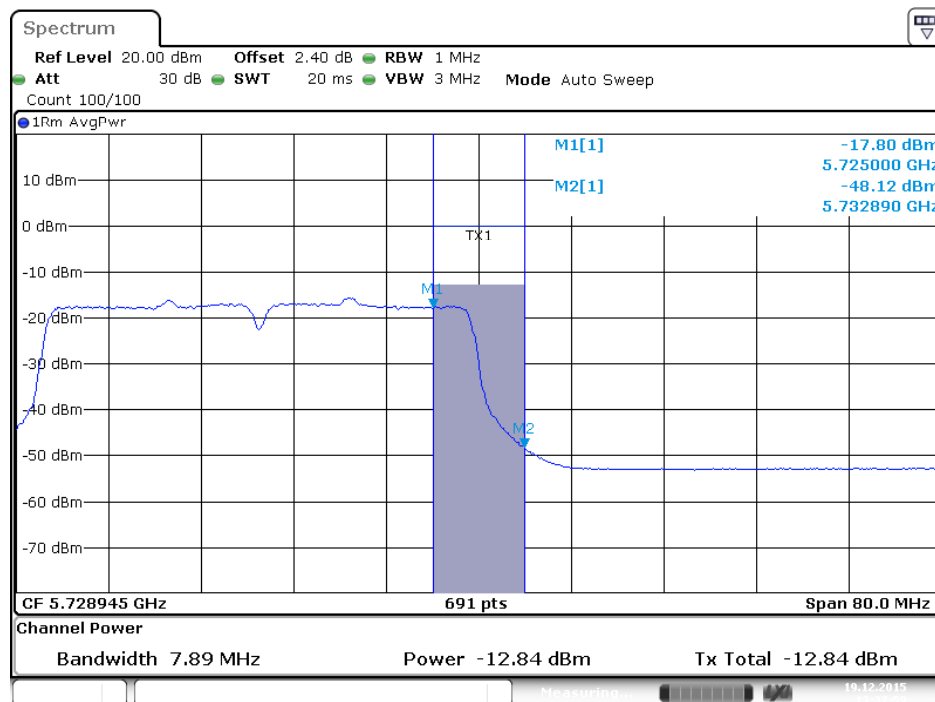


Conducted Output Power Plot on Configuration IEEE 802.11ac MCS0/Nss1 VHT40 / Chain 3 / 5710 MHz (UNII 3)



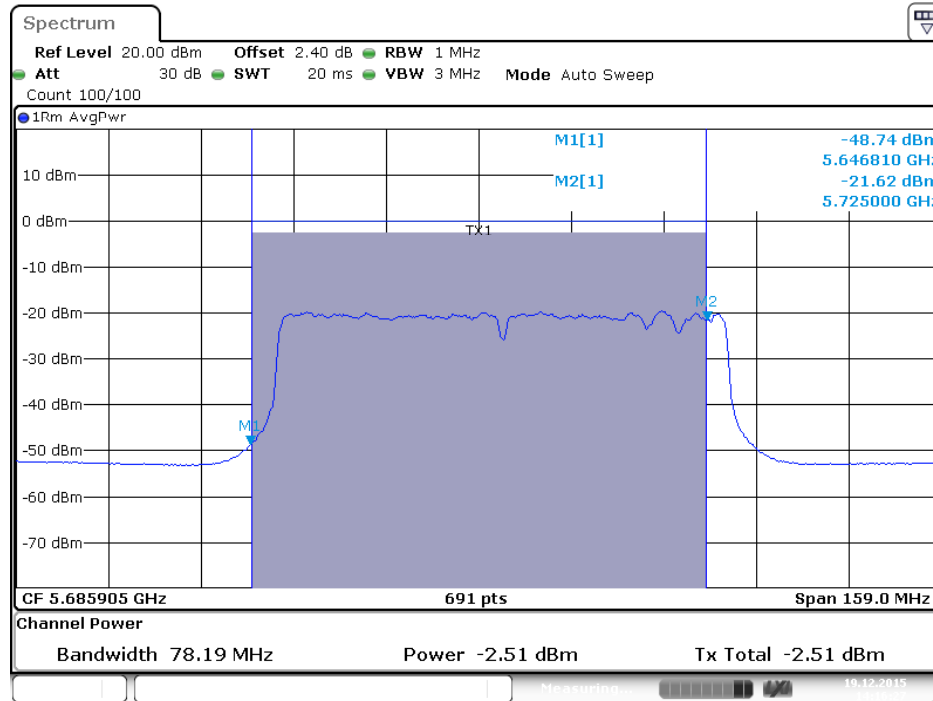
Date: 19.DEC.2015 13:38:27

Conducted Output Power Plot on Configuration IEEE 802.11ac MCS0/Nss1 VHT40 / Chain 4 / 5710 MHz (UNII 3)



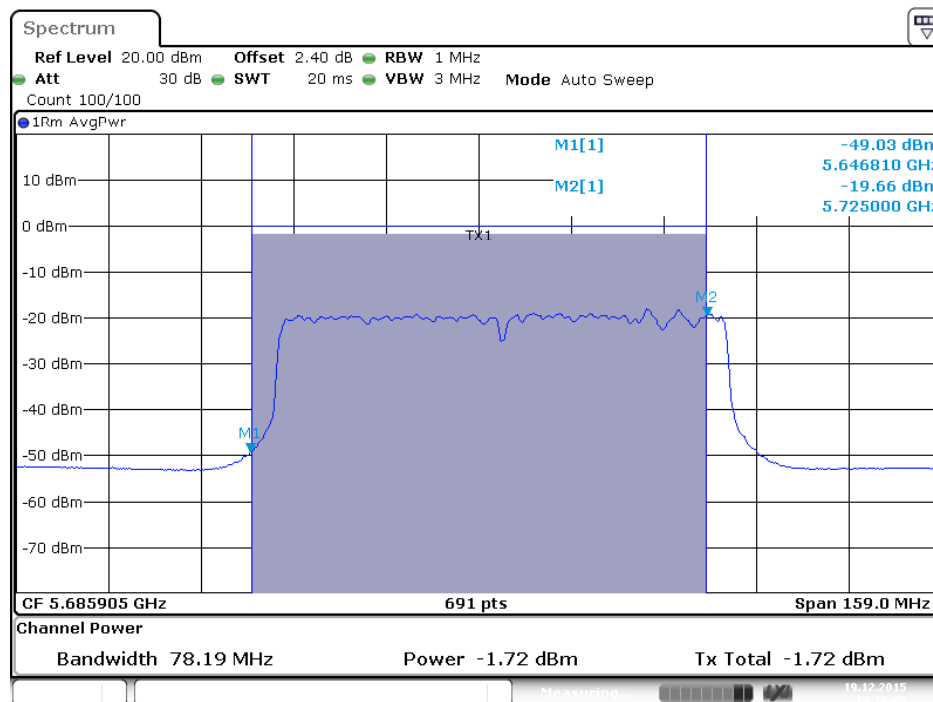
Date: 19.DEC.2015 13:37:59

Conducted Output Power Plot on Configuration IEEE 802.11ac MCS0/Nss1 VHT80 / Chain 1 / 5690 MHz (UNII 2C)



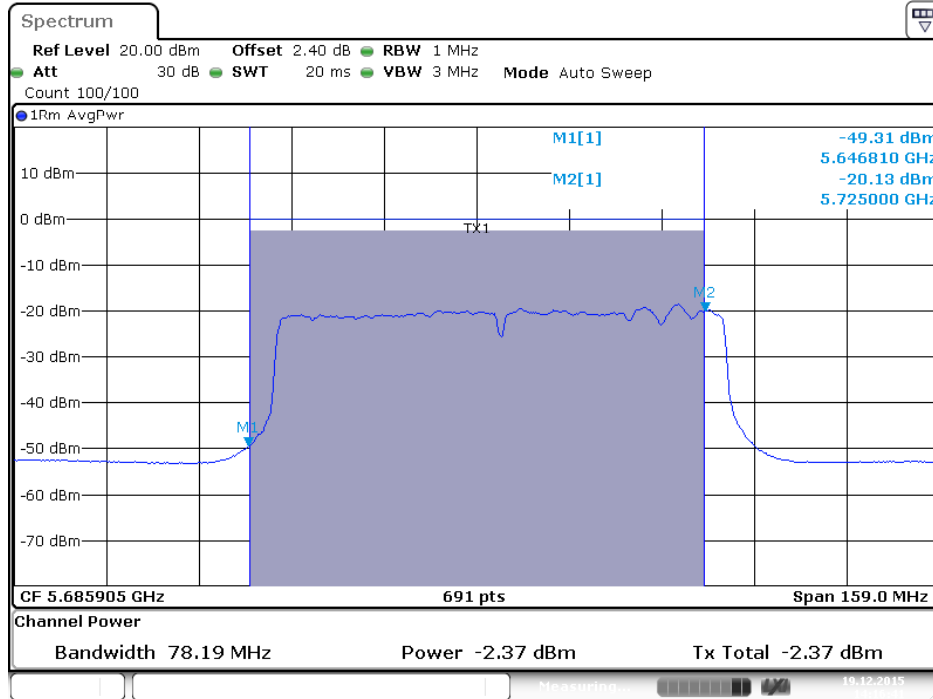
Date: 19.DEC.2015 14:16:28

Conducted Output Power Plot on Configuration IEEE 802.11ac MCS0/Nss1 VHT80 / Chain 2 / 5690 MHz (UNII 2C)



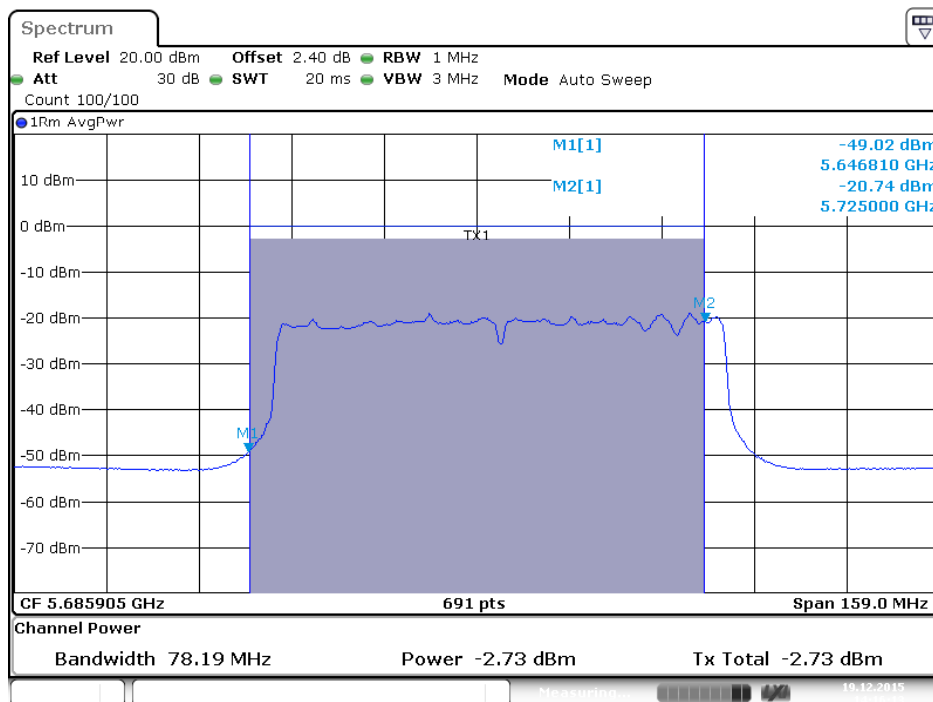
Date: 19.DEC.2015 14:16:00

Conducted Output Power Plot on Configuration IEEE 802.11ac MCS0/Nss1 VHT80 / Chain 3 / 5690 MHz (UNII 2C)



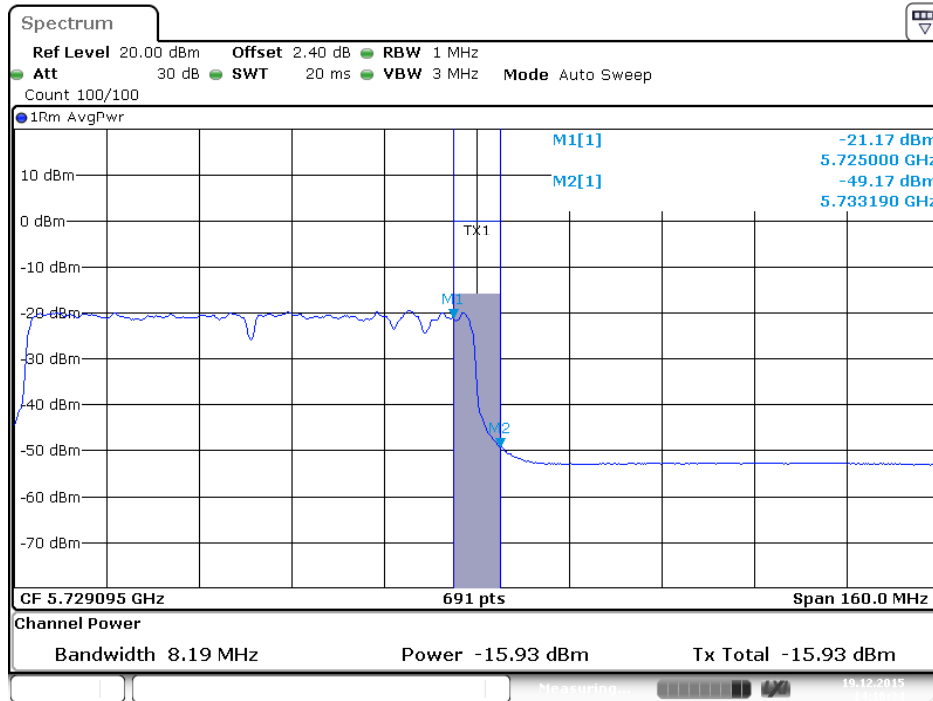
Date: 19.DEC.2015 14:16:41

Conducted Output Power Plot on Configuration IEEE 802.11ac MCS0/Nss1 VHT80 / Chain 4 / 5690 MHz (UNII 2C)



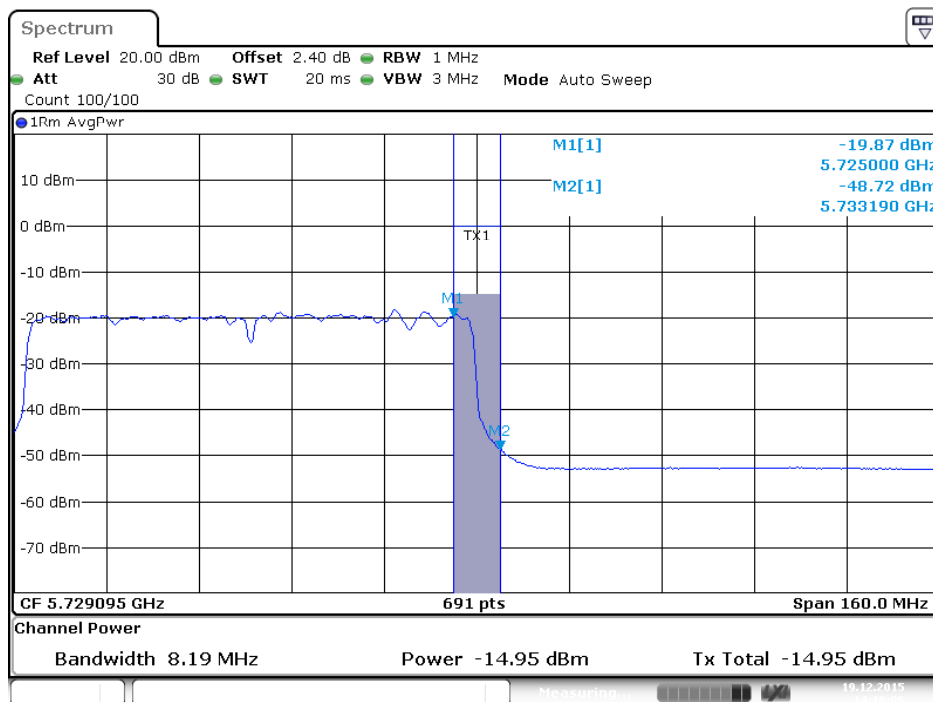
Date: 19.DEC.2015 14:16:14

Conducted Output Power Plot on Configuration IEEE 802.11ac MCS0/Nss1 VHT80 / Chain 1 / 5690 MHz (UNII 3)



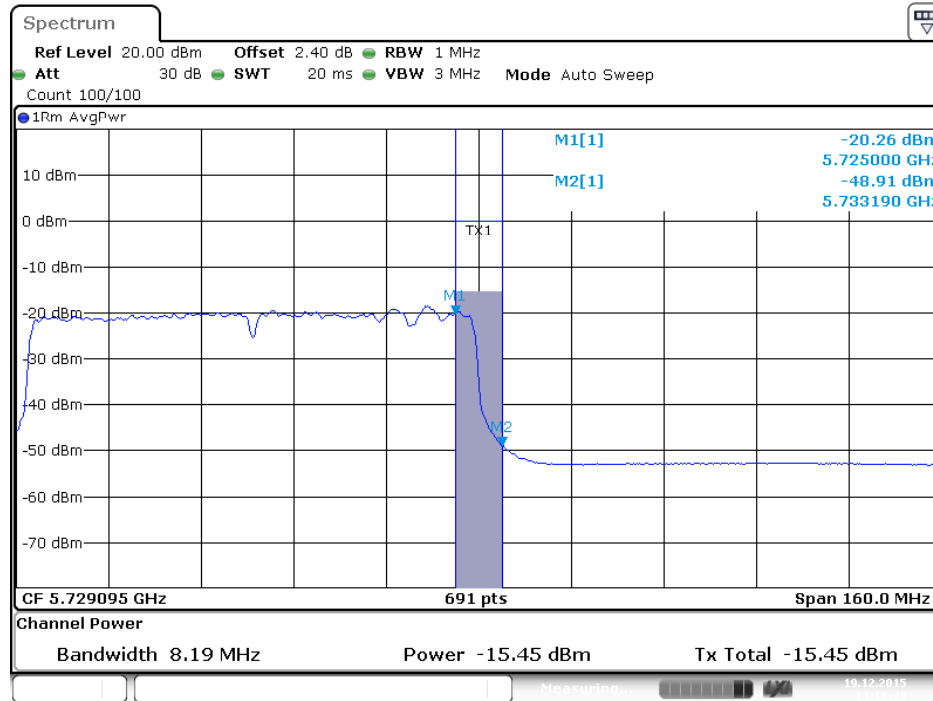
Date: 19.DEC.2015 14:16:34

Conducted Output Power Plot on Configuration IEEE 802.11ac MCS0/Nss1 VHT80 / Chain 2 / 5690 MHz (UNII 3)

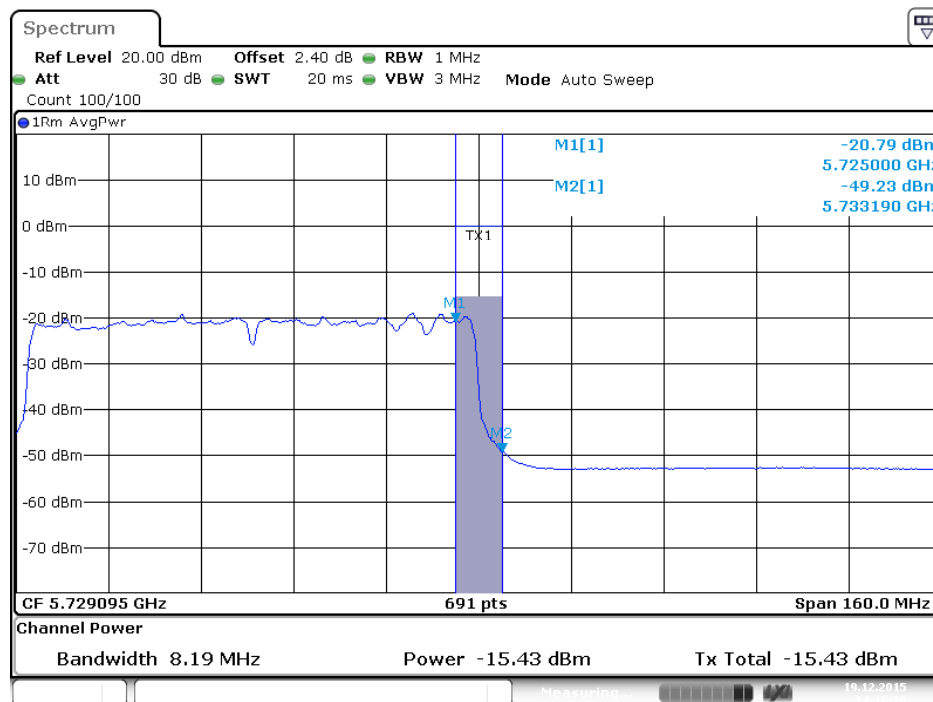


Date: 19.DEC.2015 14:16:06

Conducted Output Power Plot on Configuration IEEE 802.11ac MCS0/Nss1 VHT80 / Chain 3 / 5690 MHz (UNII 3)

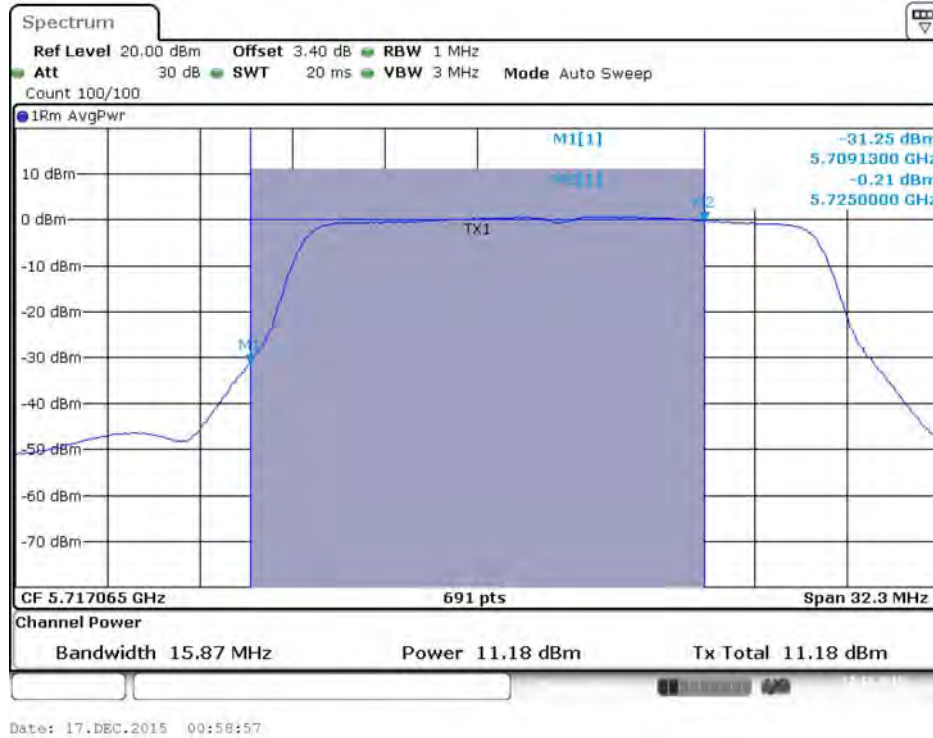


Conducted Output Power Plot on Configuration IEEE 802.11ac MCS0/Nss1 VHT80 / Chain 4 / 5690 MHz (UNII 3)

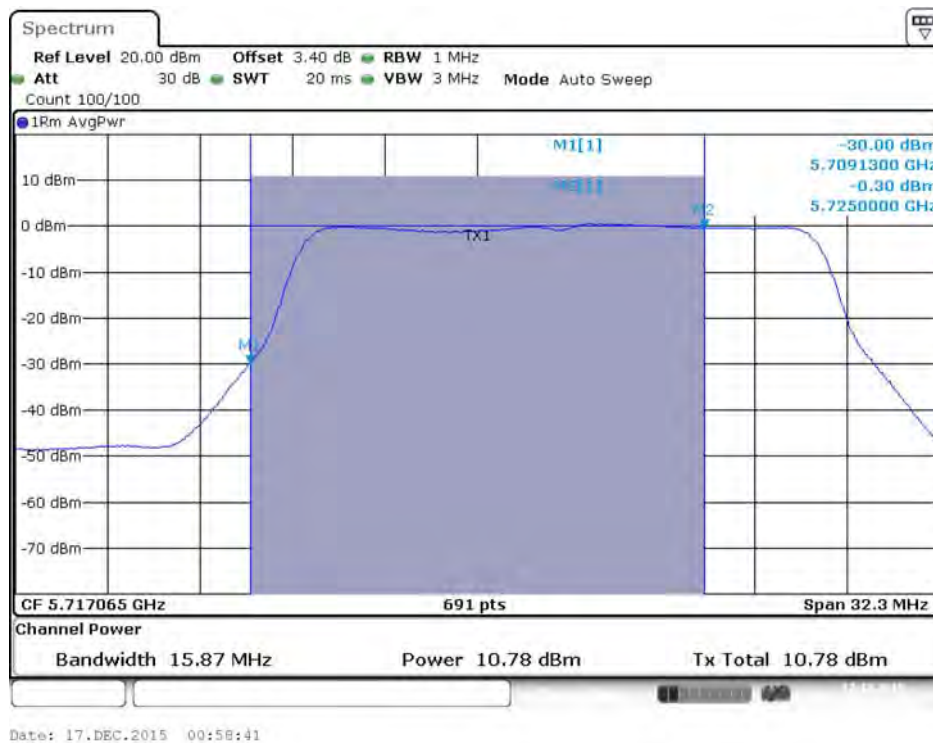


Mode 10: EUT 1 + Set 11 Omni Antenna / 6 dBi

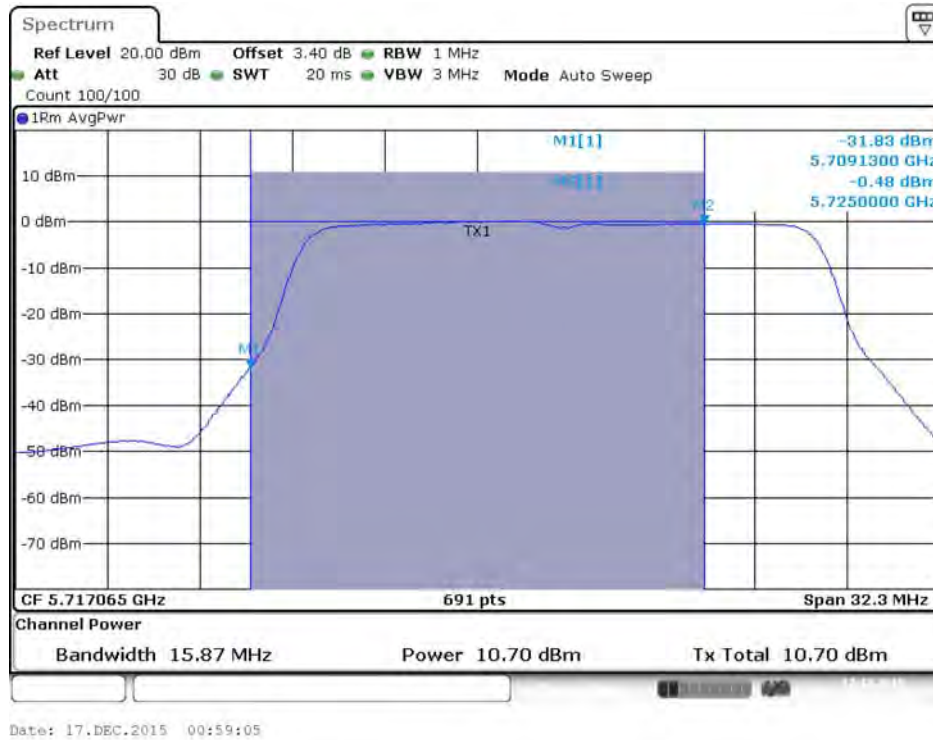
Conducted Output Power Plot on Configuration IEEE 802.11ac MCS0/Nss1 VHT20 / Chain 1 / 5720 MHz (UNII 2C)



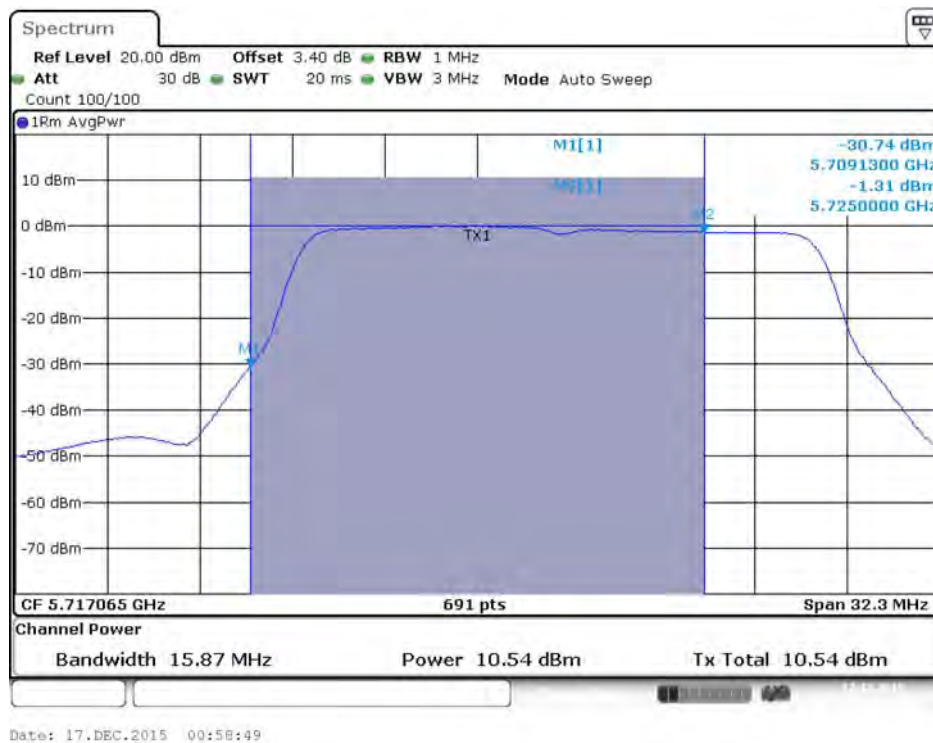
Conducted Output Power Plot on Configuration IEEE 802.11ac MCS0/Nss1 VHT20 / Chain 2 / 5720 MHz (UNII 2C)



Conducted Output Power Plot on Configuration IEEE 802.11ac MCS0/Nss1 VHT20 / Chain 3 / 5720 MHz (UNII 2C)



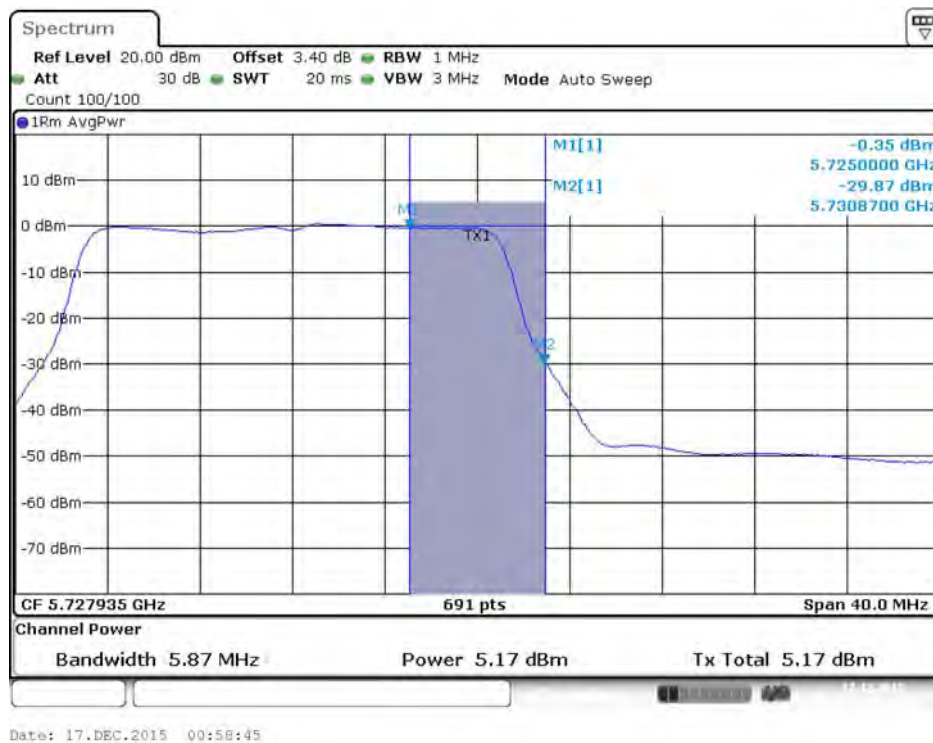
Conducted Output Power Plot on Configuration IEEE 802.11ac MCS0/Nss1 VHT20 / Chain 4 / 5720 MHz (UNII 2C)



Conducted Output Power Plot on Configuration IEEE 802.11ac MCS0/Nss1 VHT20 / Chain 1 / 5720 MHz (UNII 3)



Conducted Output Power Plot on Configuration IEEE 802.11ac MCS0/Nss1 VHT20 / Chain 2 / 5720 MHz (UNII 3)



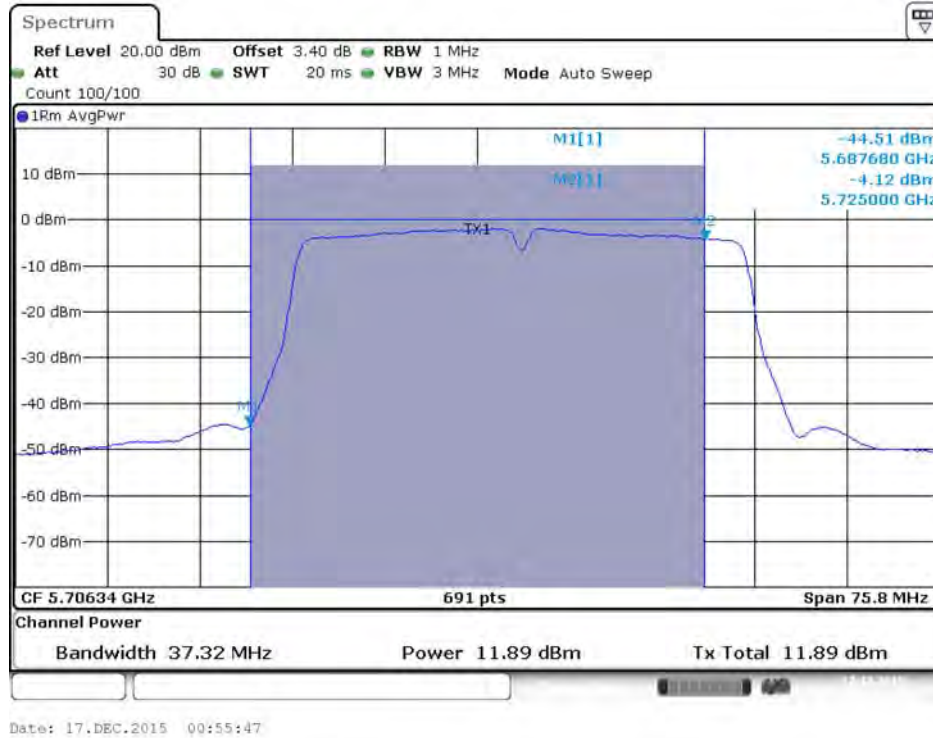
Conducted Output Power Plot on Configuration IEEE 802.11ac MCS0/Nss1 VHT20 / Chain 3 / 5720 MHz (UNII 3)



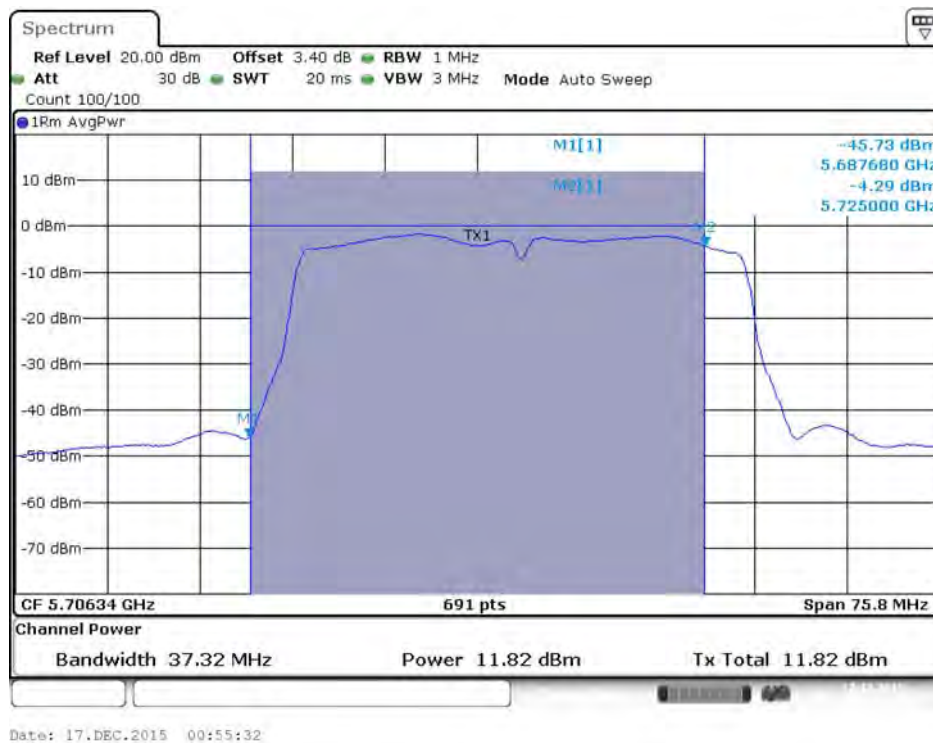
Conducted Output Power Plot on Configuration IEEE 802.11ac MCS0/Nss1 VHT20 / Chain 4 / 5720 MHz (UNII 3)



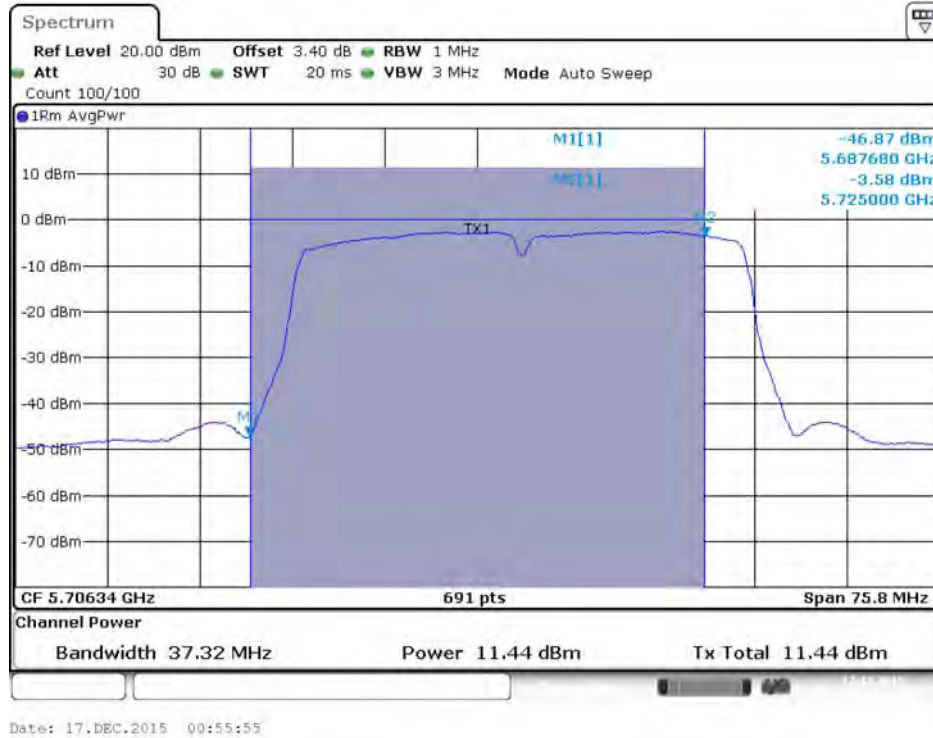
Conducted Output Power Plot on Configuration IEEE 802.11ac MCS0/Nss1 VHT40 / Chain 1 / 5710 MHz (UNII 2C)



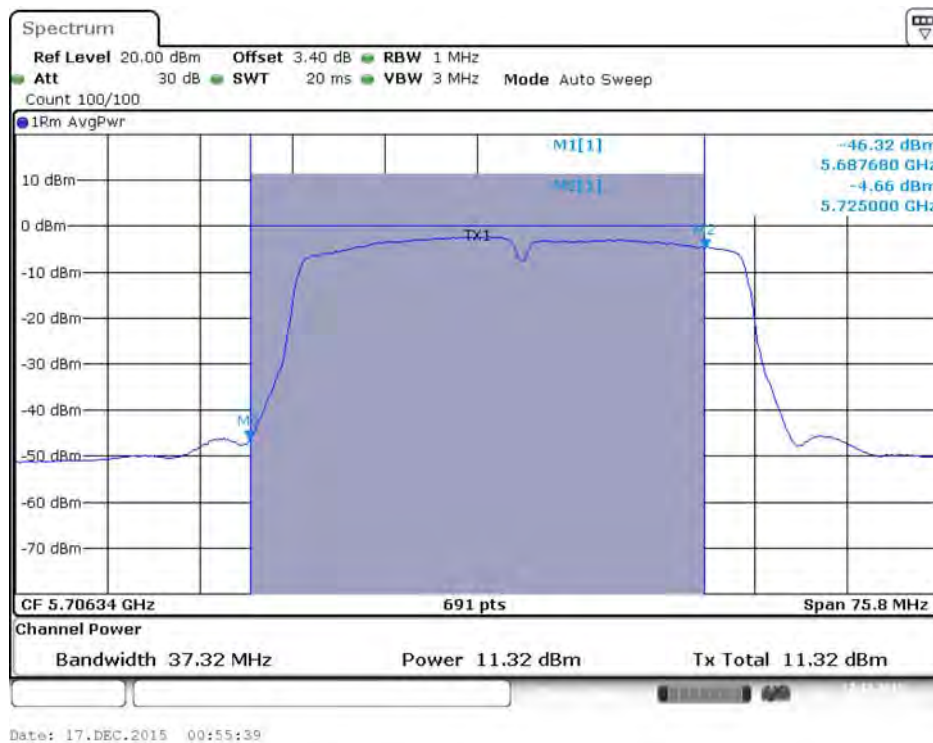
Conducted Output Power Plot on Configuration IEEE 802.11ac MCS0/Nss1 VHT40 / Chain 2 / 5710 MHz (UNII 2C)



Conducted Output Power Plot on Configuration IEEE 802.11ac MCS0/Nss1 VHT40 / Chain 3 / 5710 MHz (UNII 2C)



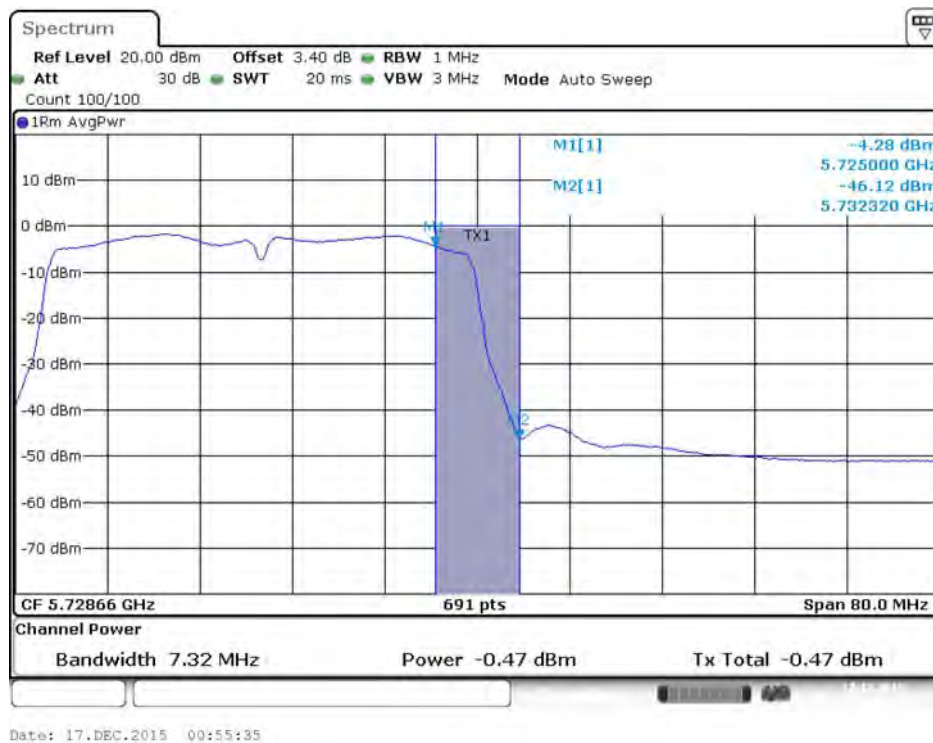
Conducted Output Power Plot on Configuration IEEE 802.11ac MCS0/Nss1 VHT40 / Chain 4 / 5710 MHz (UNII 2C)



Conducted Output Power Plot on Configuration IEEE 802.11ac MCS0/Nss1 VHT40 / Chain 1 / 5710 MHz (UNII 3)



Conducted Output Power Plot on Configuration IEEE 802.11ac MCS0/Nss1 VHT40 / Chain 2 / 5710 MHz (UNII 3)



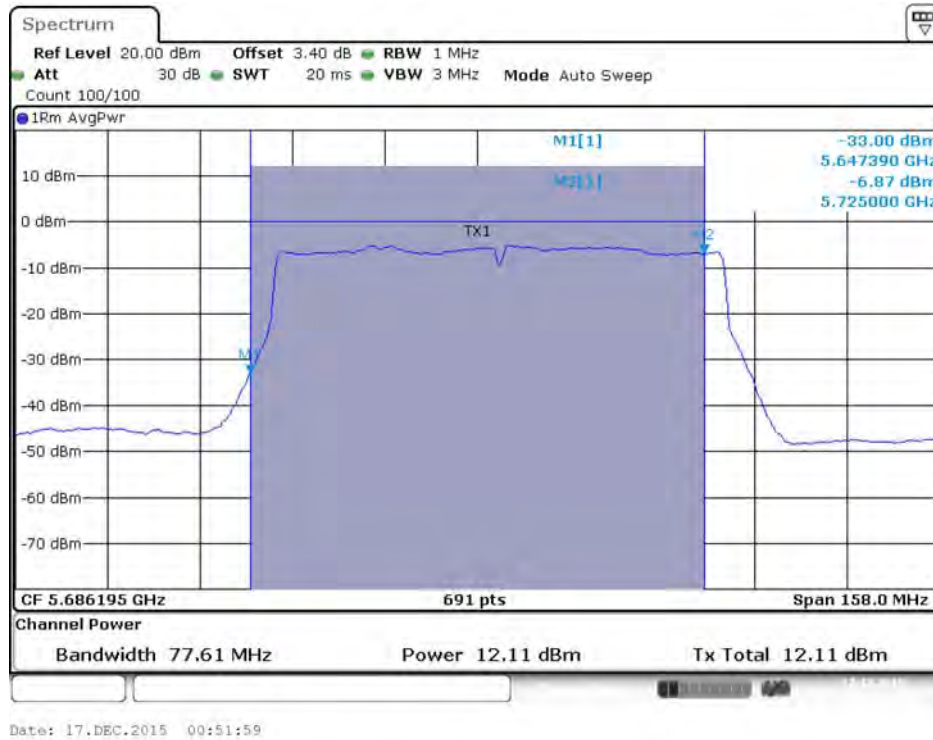
Conducted Output Power Plot on Configuration IEEE 802.11ac MCS0/Nss1 VHT40 / Chain 3 / 5710 MHz (UNII 3)



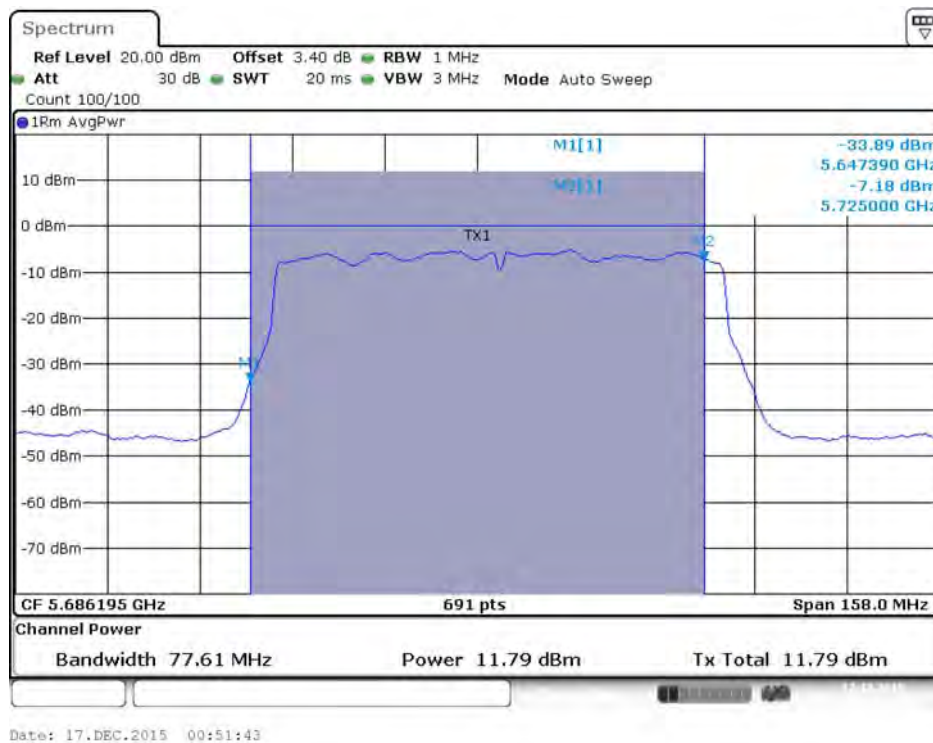
Conducted Output Power Plot on Configuration IEEE 802.11ac MCS0/Nss1 VHT40 / Chain 4 / 5710 MHz (UNII 3)



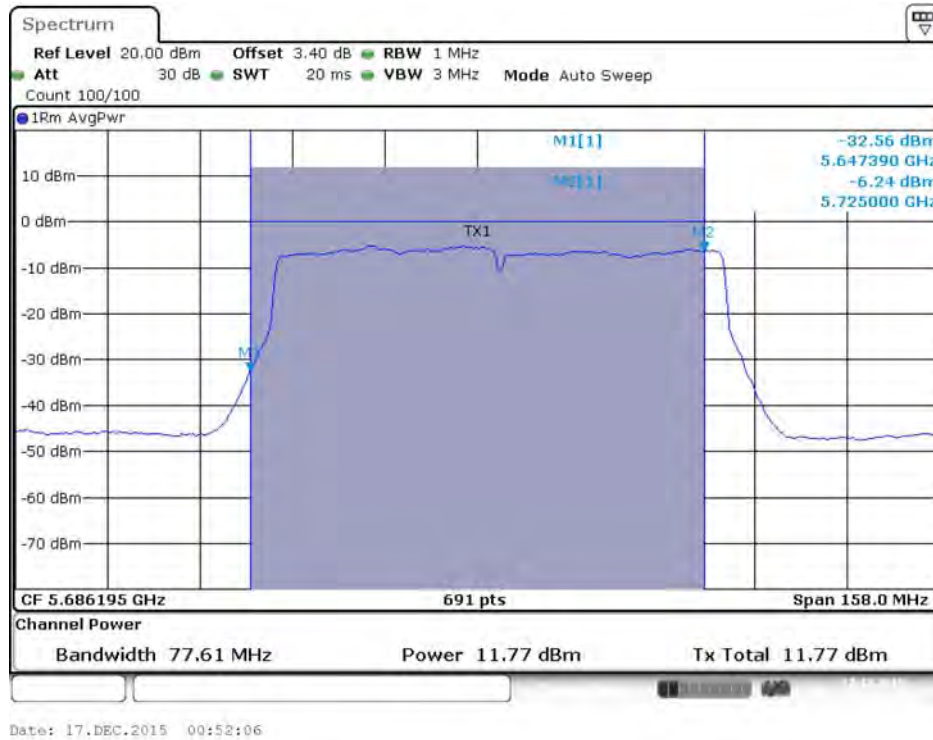
Conducted Output Power Plot on Configuration IEEE 802.11ac MCS0/Nss1 VHT80 / Chain 1 / 5690 MHz (UNII 2C)



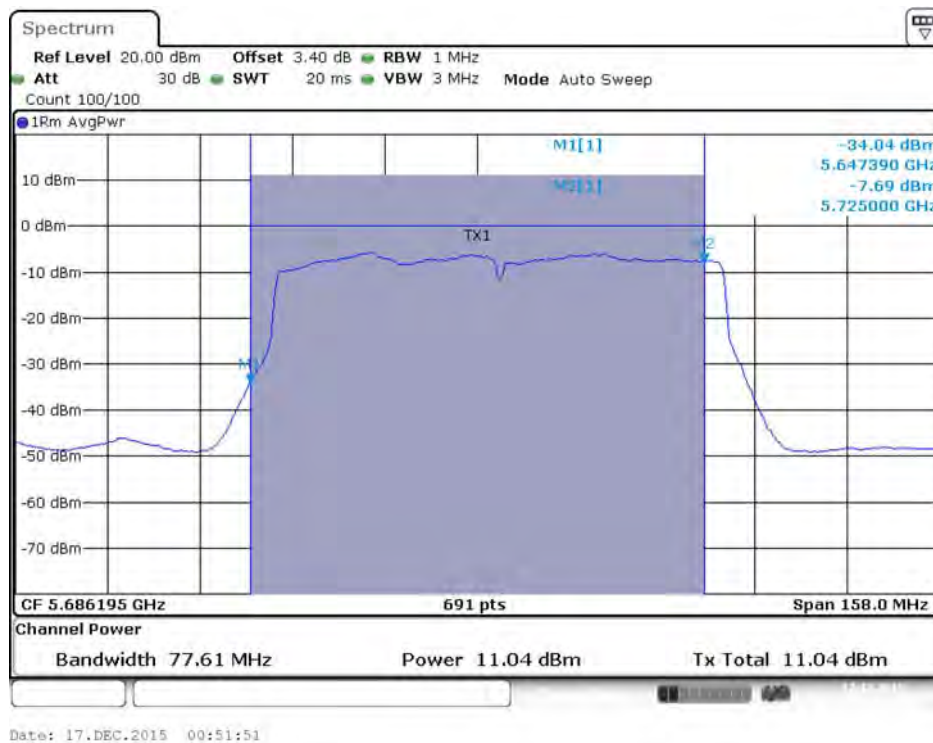
Conducted Output Power Plot on Configuration IEEE 802.11ac MCS0/Nss1 VHT80 / Chain 2 / 5690 MHz (UNII 2C)



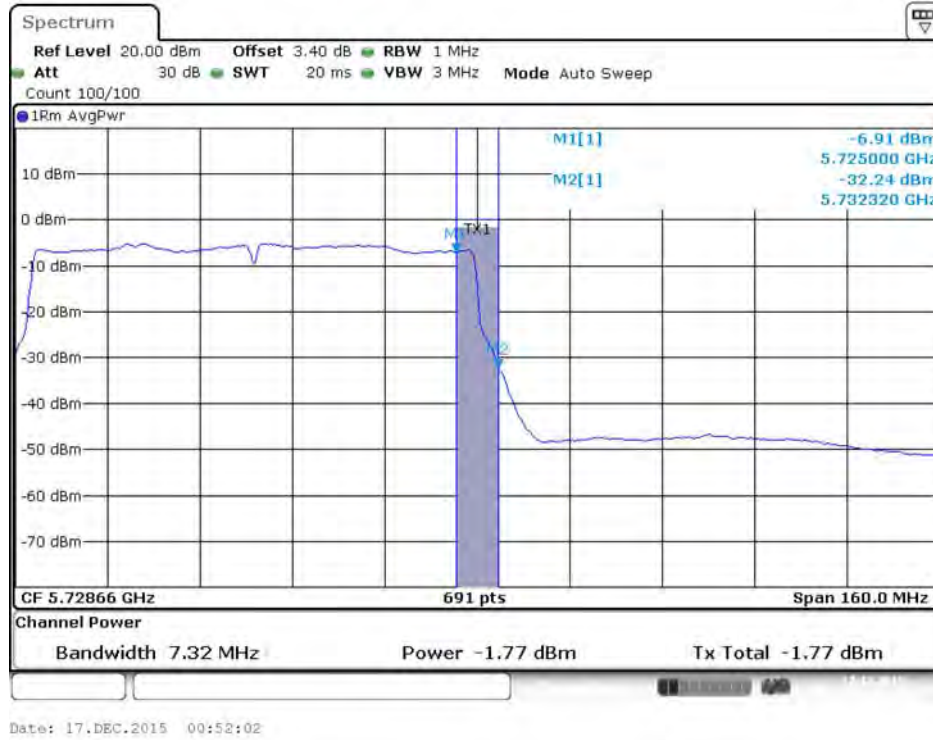
Conducted Output Power Plot on Configuration IEEE 802.11ac MCS0/Nss1 VHT80 / Chain 3 / 5690 MHz (UNII 2C)



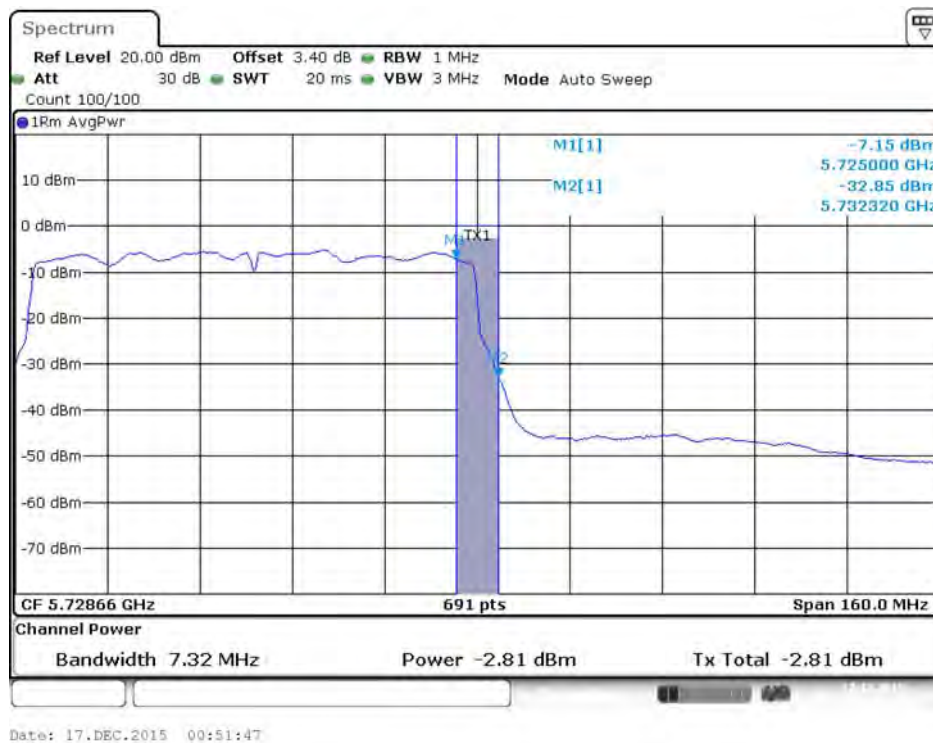
Conducted Output Power Plot on Configuration IEEE 802.11ac MCS0/Nss1 VHT80 / Chain 4 / 5690 MHz (UNII 2C)



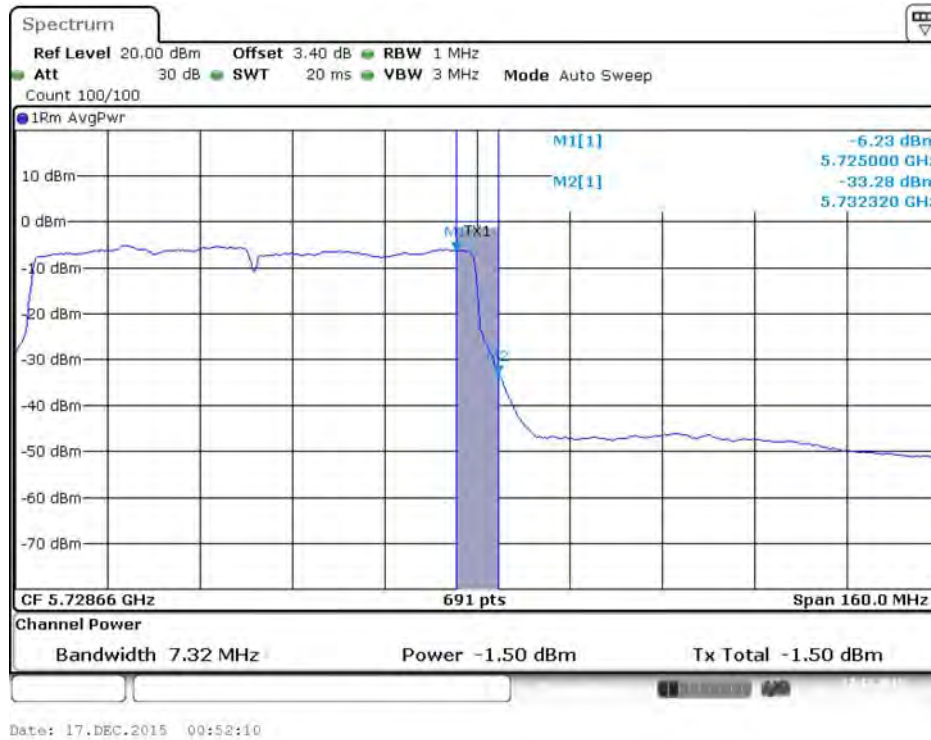
Conducted Output Power Plot on Configuration IEEE 802.11ac MCS0/Nss1 VHT80 / Chain 1 / 5690 MHz
(UNII 3)



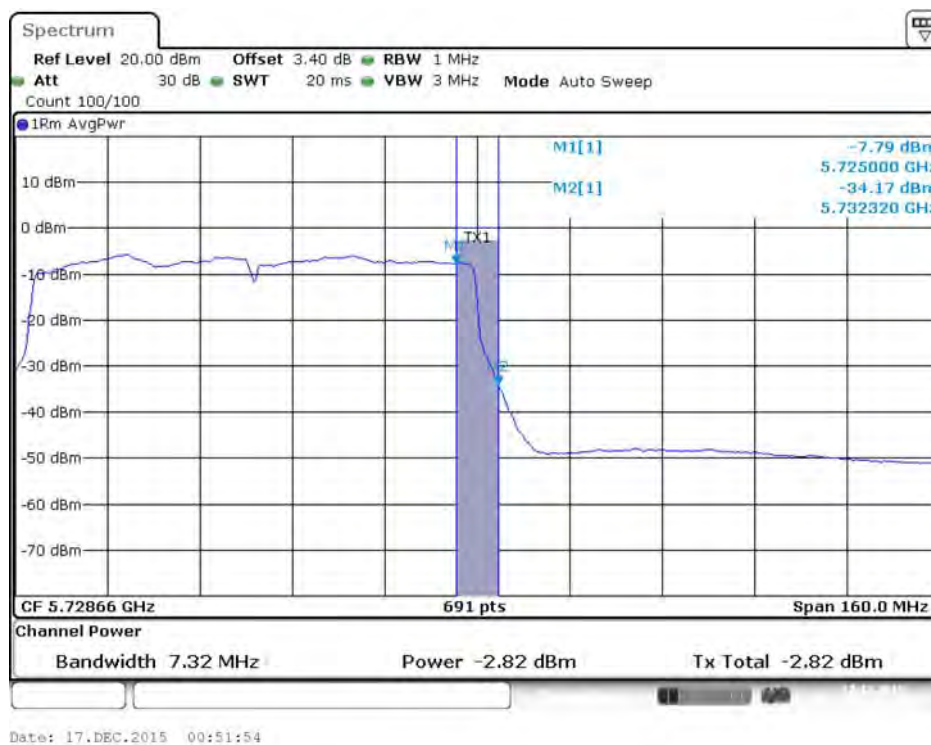
Conducted Output Power Plot on Configuration IEEE 802.11ac MCS0/Nss1 VHT80 / Chain 2 / 5690 MHz
(UNII 3)



Conducted Output Power Plot on Configuration IEEE 802.11ac MCS0/Nss1 VHT80 / Chain 3 / 5690 MHz (UNII 3)

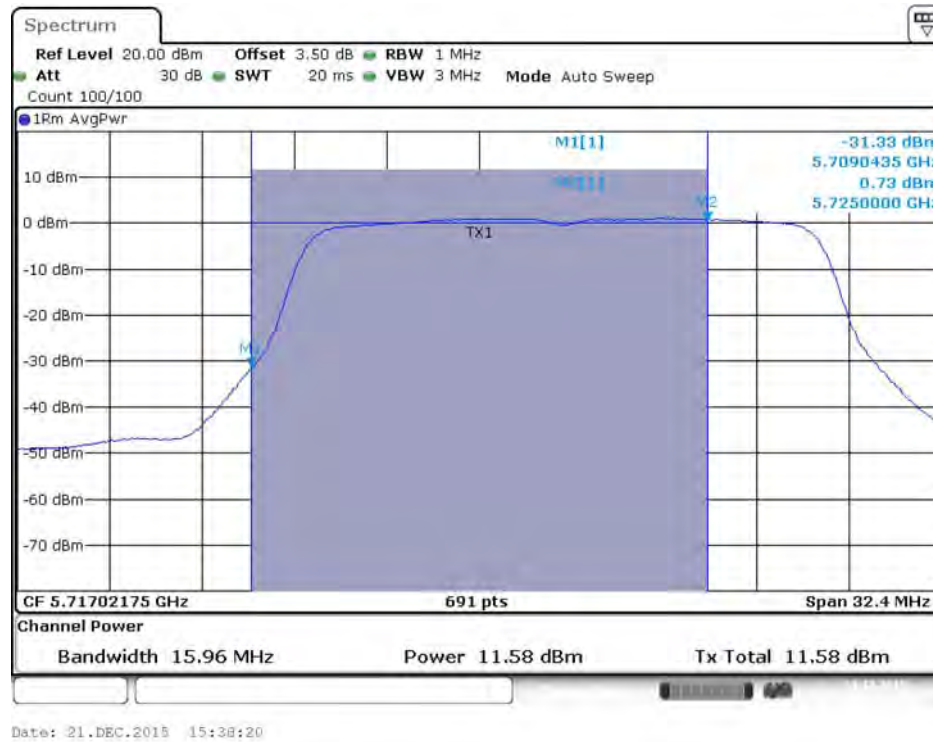


Conducted Output Power Plot on Configuration IEEE 802.11ac MCS0/Nss1 VHT80 / Chain 4 / 5690 MHz (UNII 3)

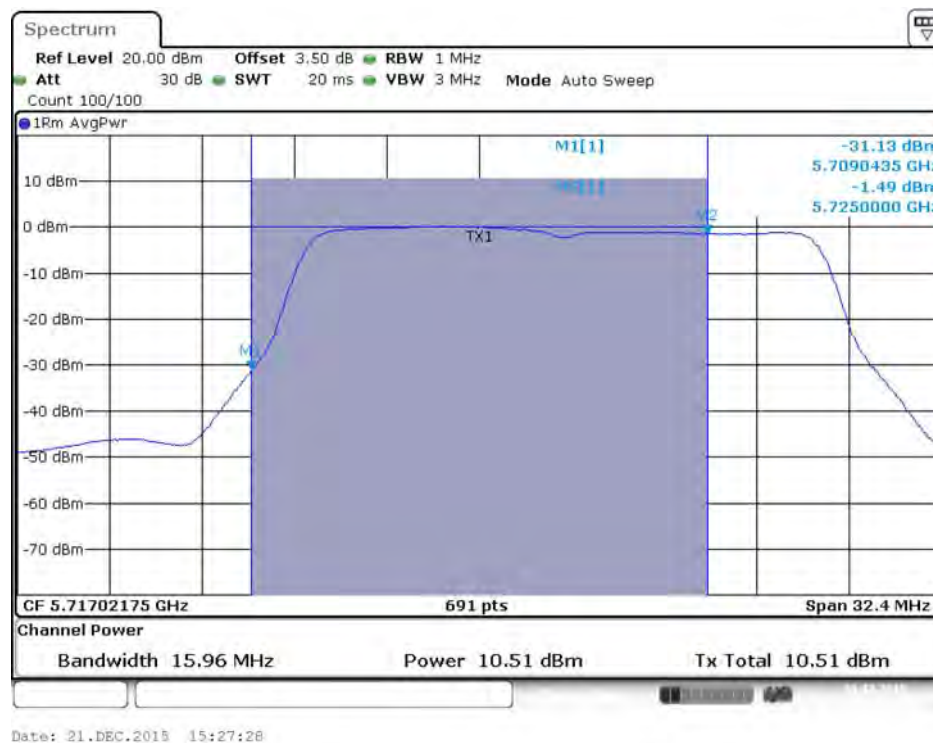


Mode 11: EUT 2 + Set 12 PIFA Antenna / Chain1:5.96 dBi, Chain2:5.97 dBi, Chain3:6.25 dBi, Chain4:6.08 dBi

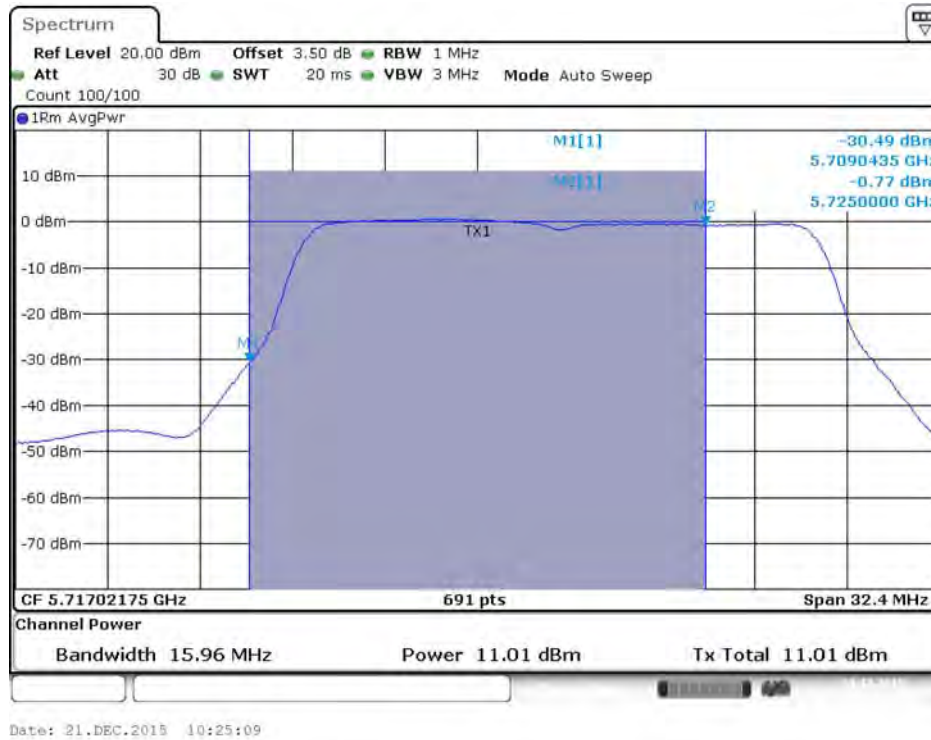
Conducted Output Power Plot on Configuration IEEE 802.11ac MCS0/Nss1 VHT20 / Chain 1 / 5720 MHz (UNII 2C)



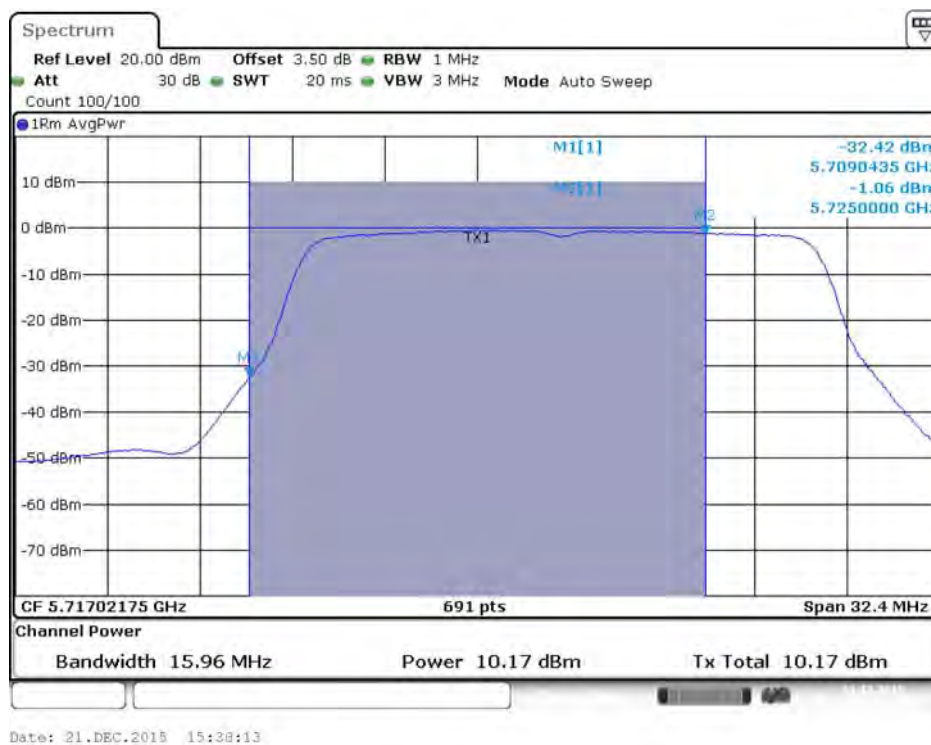
Conducted Output Power Plot on Configuration IEEE 802.11ac MCS0/Nss1 VHT20 / Chain 2 / 5720 MHz (UNII 2C)



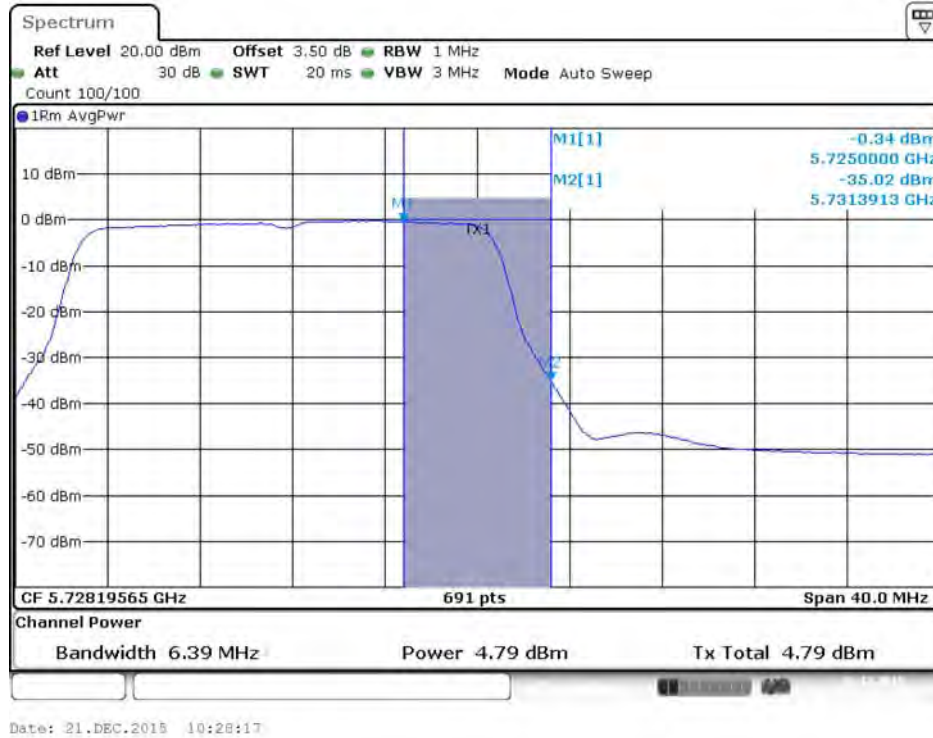
Conducted Output Power Plot on Configuration IEEE 802.11ac MCS0/Nss1 VHT20 / Chain 3 / 5720 MHz (UNII 2C)



Conducted Output Power Plot on Configuration IEEE 802.11ac MCS0/Nss1 VHT20 / Chain 4 / 5720 MHz (UNII 2C)



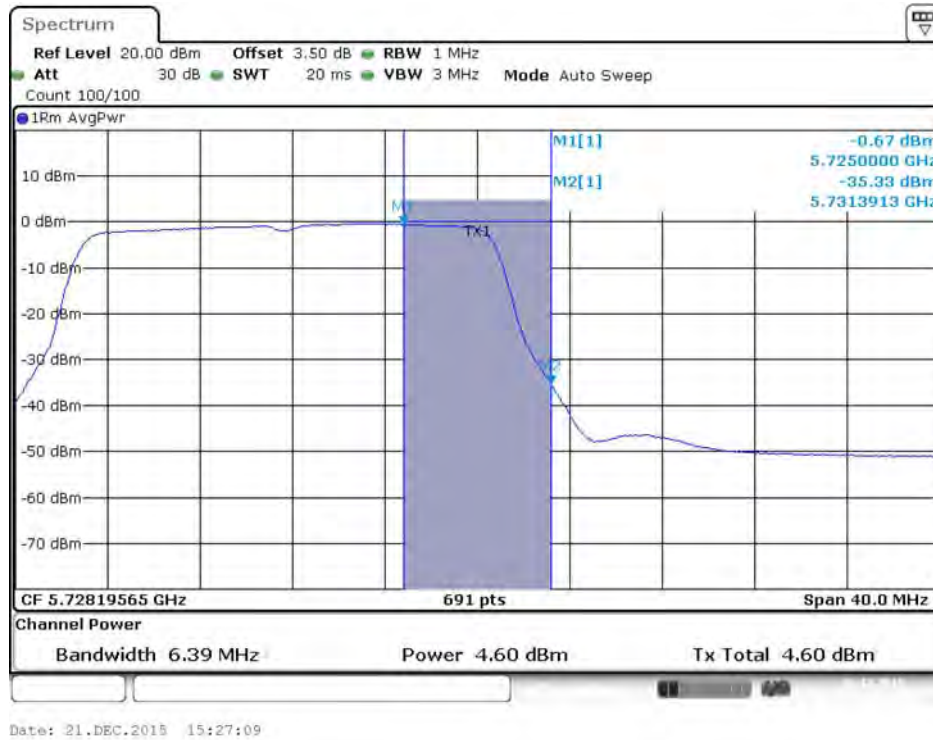
Conducted Output Power Plot on Configuration IEEE 802.11ac MCS0/Nss1 VHT20 / Chain 1 / 5720 MHz (UNII 3)



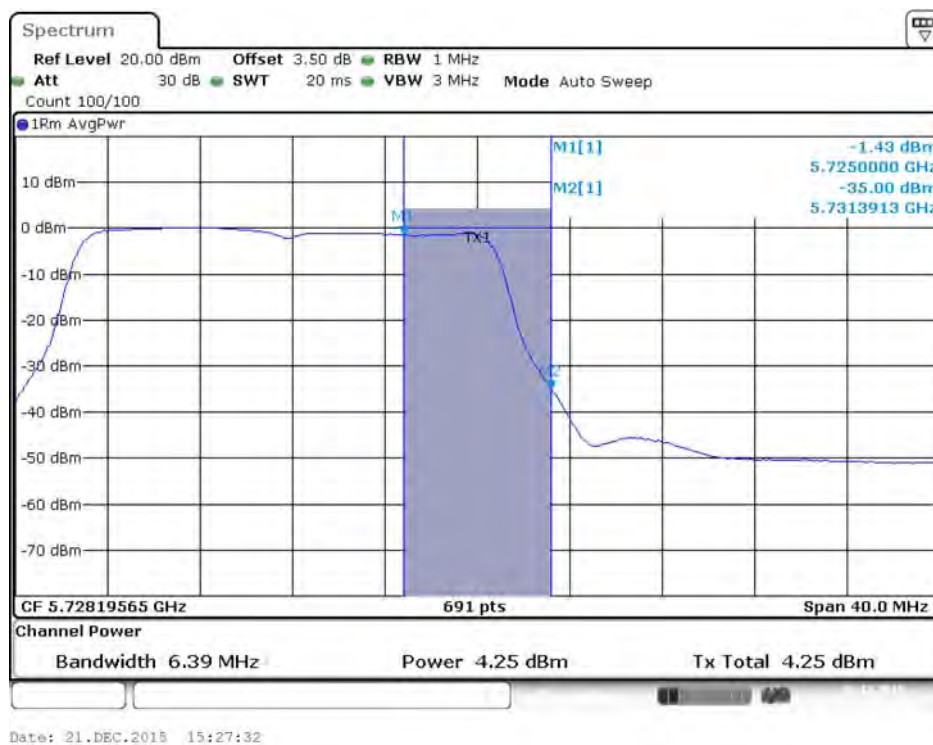
Conducted Output Power Plot on Configuration IEEE 802.11ac MCS0/Nss1 VHT20 / Chain 2 / 5720 MHz (UNII 3)



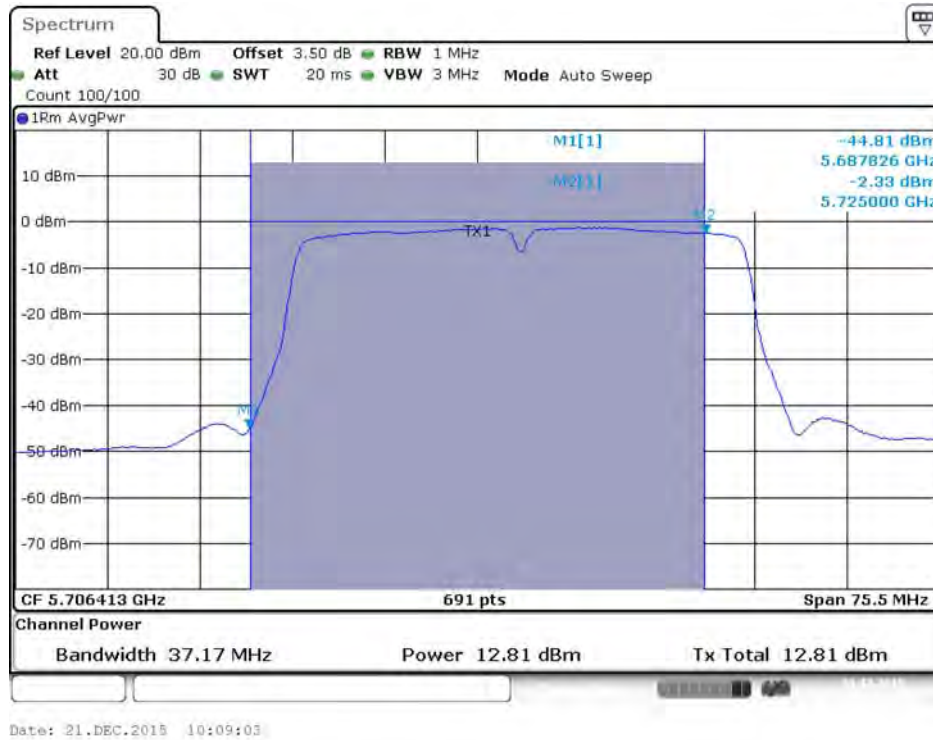
Conducted Output Power Plot on Configuration IEEE 802.11ac MCS0/Nss1 VHT20 / Chain 3 / 5720 MHz (UNII 3)



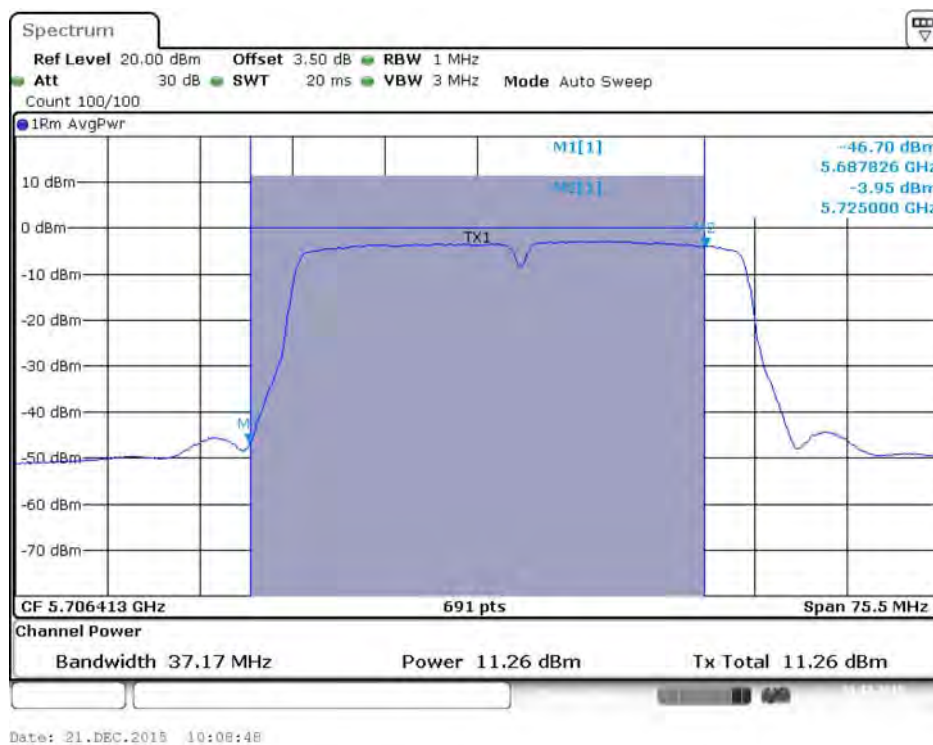
Conducted Output Power Plot on Configuration IEEE 802.11ac MCS0/Nss1 VHT20 / Chain 4 / 5720 MHz (UNII 3)



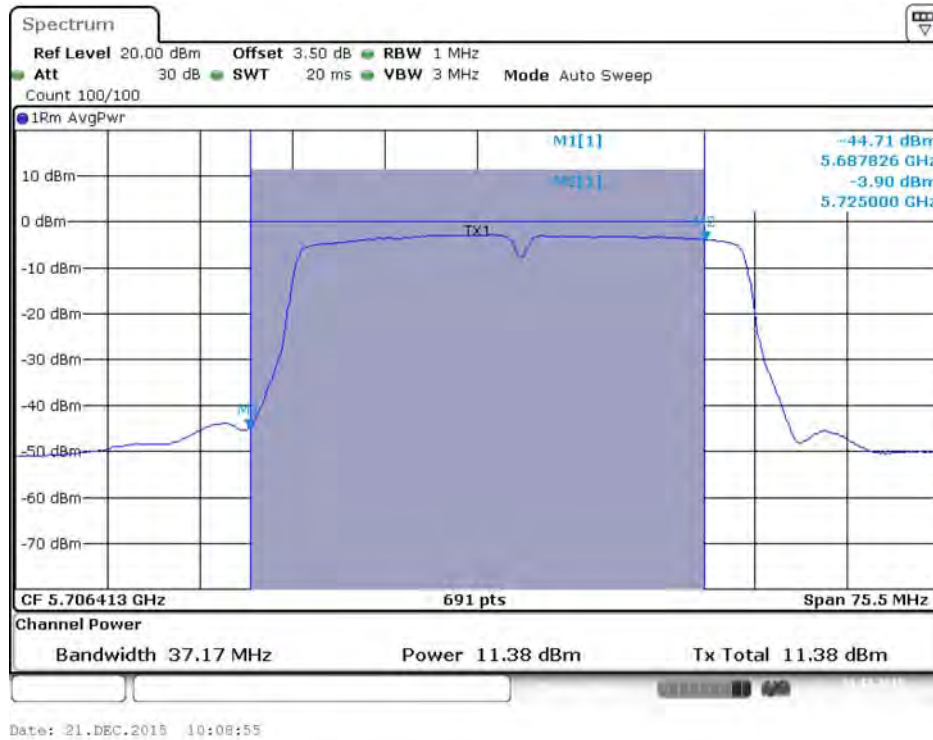
Conducted Output Power Plot on Configuration IEEE 802.11ac MCS0/Nss1 VHT40 / Chain 1 / 5710 MHz (UNII 2C)



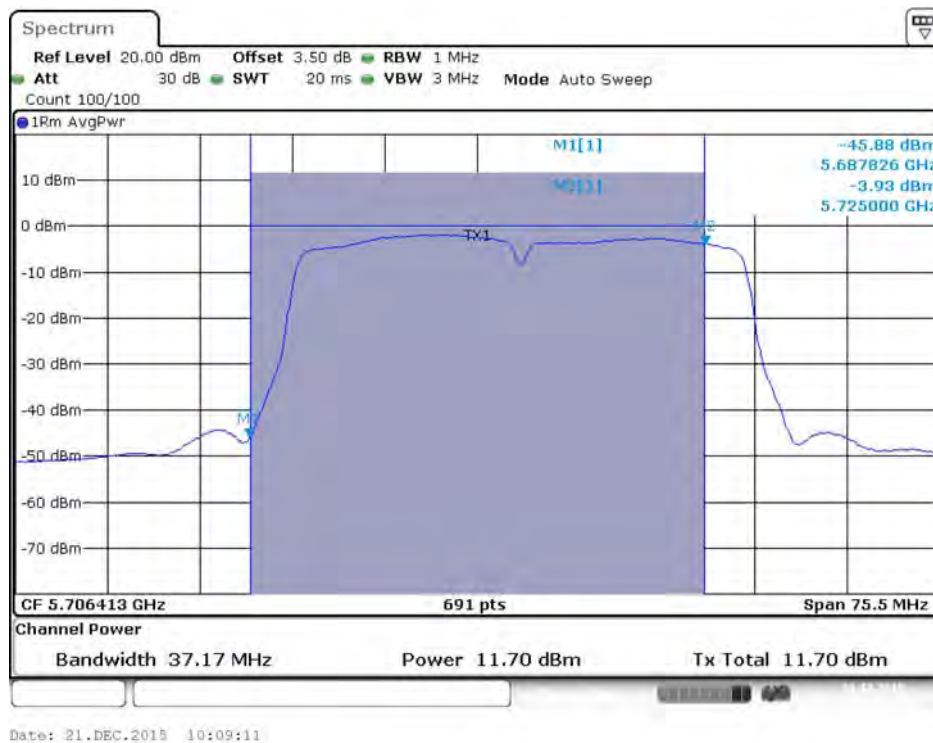
Conducted Output Power Plot on Configuration IEEE 802.11ac MCS0/Nss1 VHT40 / Chain 2 / 5710 MHz (UNII 2C)



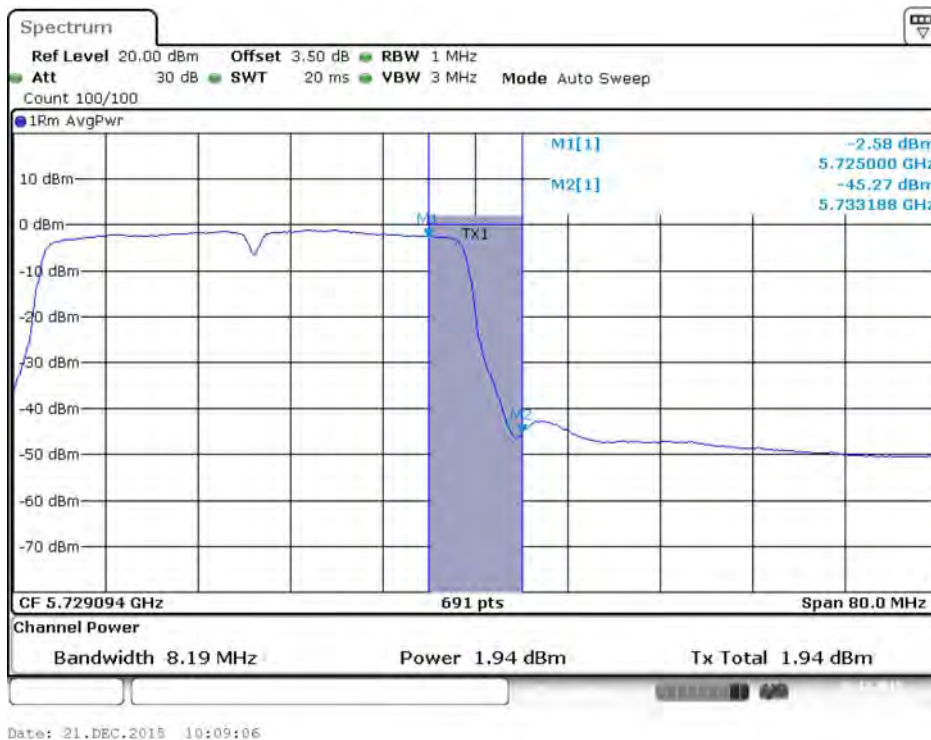
Conducted Output Power Plot on Configuration IEEE 802.11ac MCS0/Nss1 VHT40 / Chain 3 / 5710 MHz (UNII 2C)



Conducted Output Power Plot on Configuration IEEE 802.11ac MCS0/Nss1 VHT40 / Chain 4 / 5710 MHz (UNII 2C)



Conducted Output Power Plot on Configuration IEEE 802.11ac MCS0/Nss1 VHT40 / Chain 1 / 5710 MHz (UNII 3)



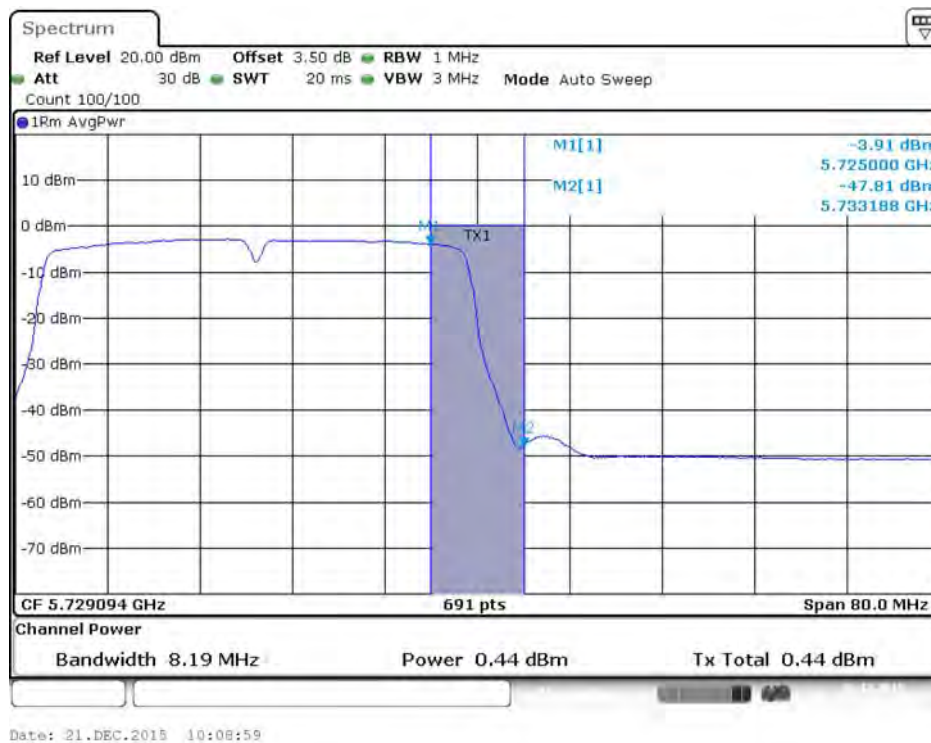
Conducted Output Power Plot on Configuration IEEE 802.11ac MCS0/Nss1 VHT40 / Chain 2 / 5710 MHz (UNII 3)



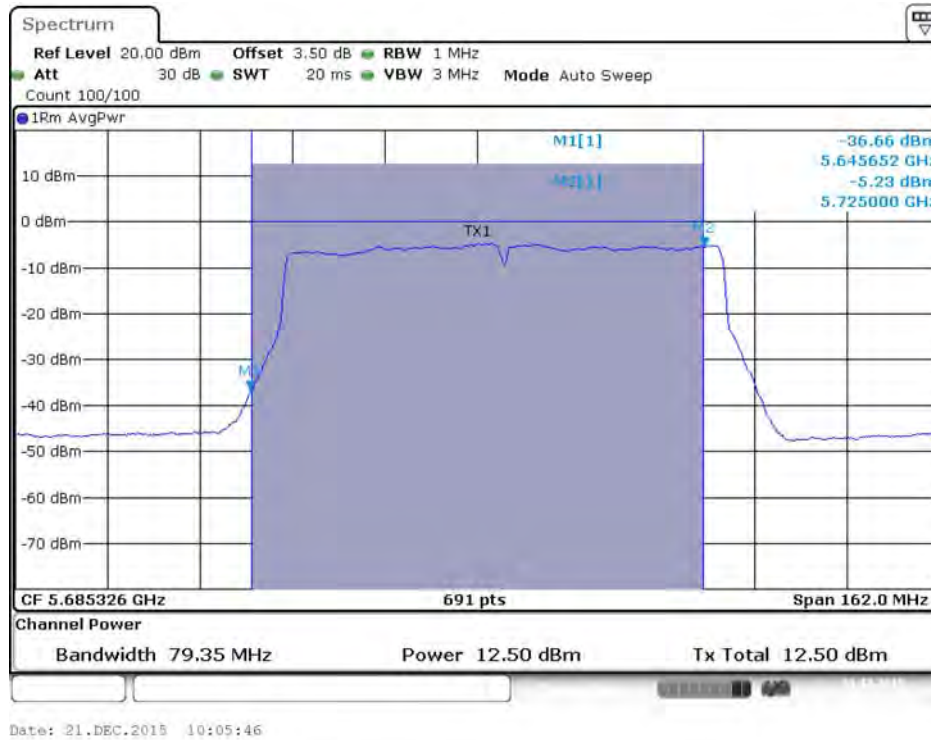
Conducted Output Power Plot on Configuration IEEE 802.11ac MCS0/Nss1 VHT40 / Chain 3 / 5710 MHz (UNII 3)



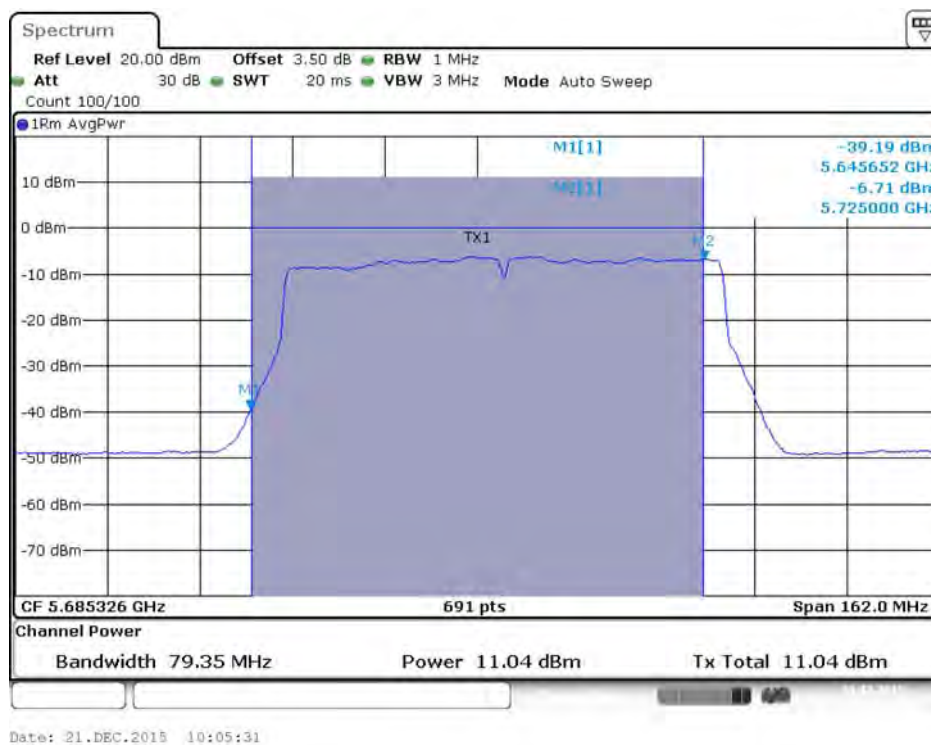
Conducted Output Power Plot on Configuration IEEE 802.11ac MCS0/Nss1 VHT40 / Chain 4 / 5710 MHz (UNII 3)



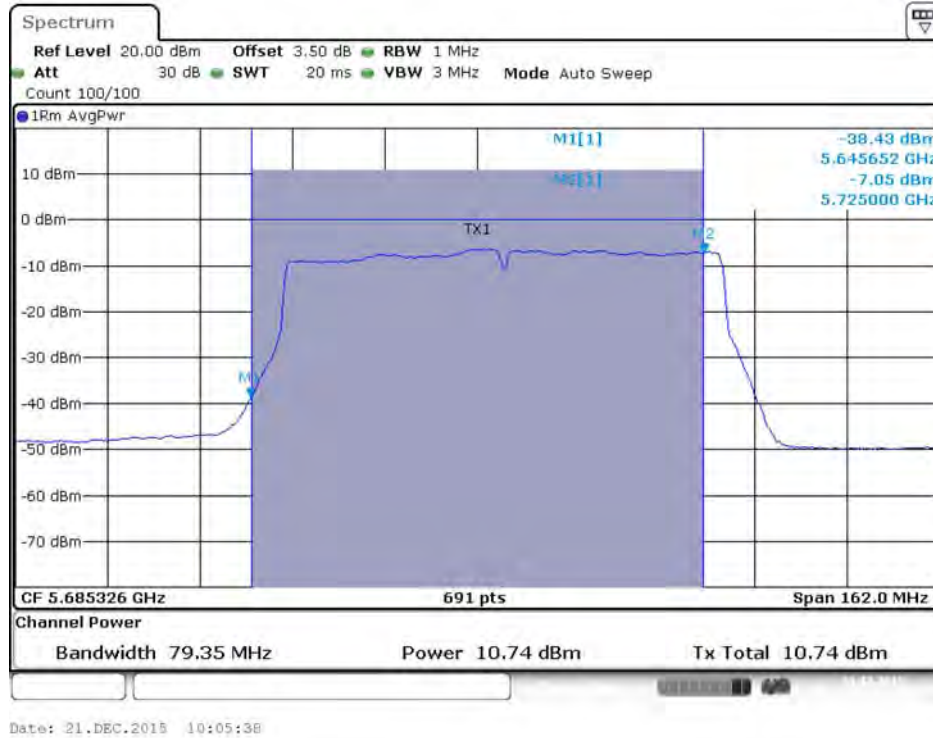
Conducted Output Power Plot on Configuration IEEE 802.11ac MCS0/Nss1 VHT80 / Chain 1 / 5690 MHz (UNII 2C)



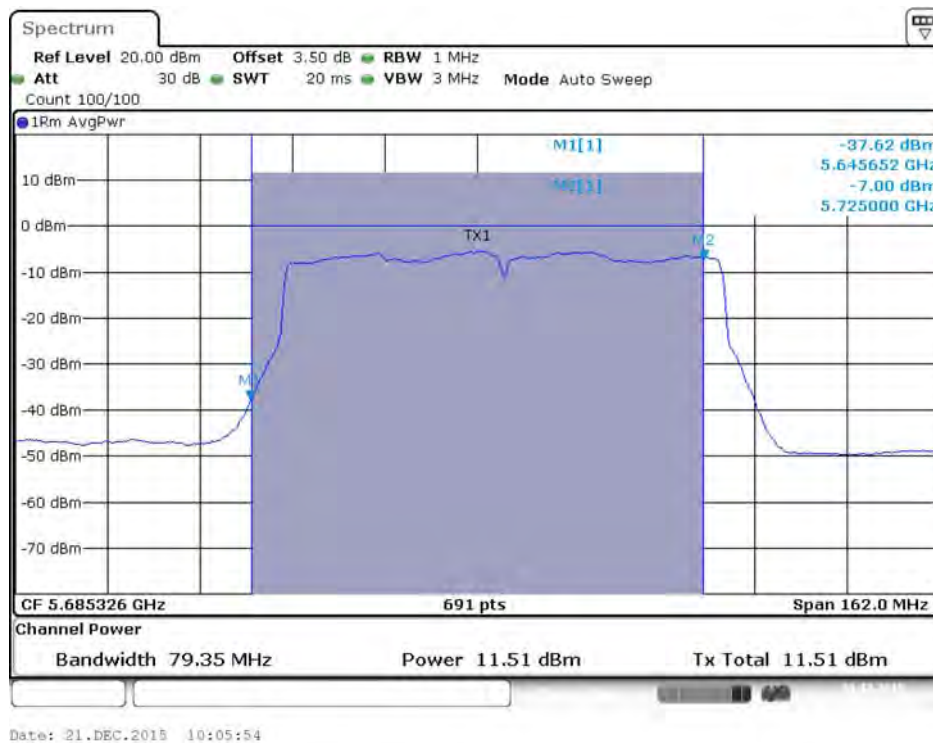
Conducted Output Power Plot on Configuration IEEE 802.11ac MCS0/Nss1 VHT80 / Chain 2 / 5690 MHz (UNII 2C)



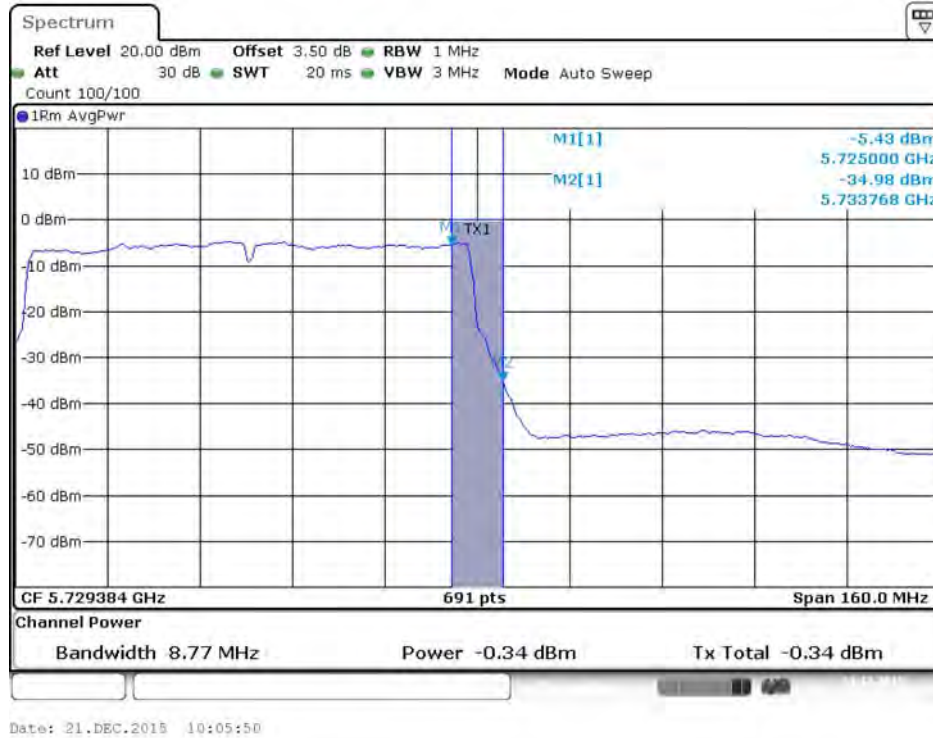
Conducted Output Power Plot on Configuration IEEE 802.11ac MCS0/Nss1 VHT80 / Chain 3 / 5690 MHz (UNII 2C)



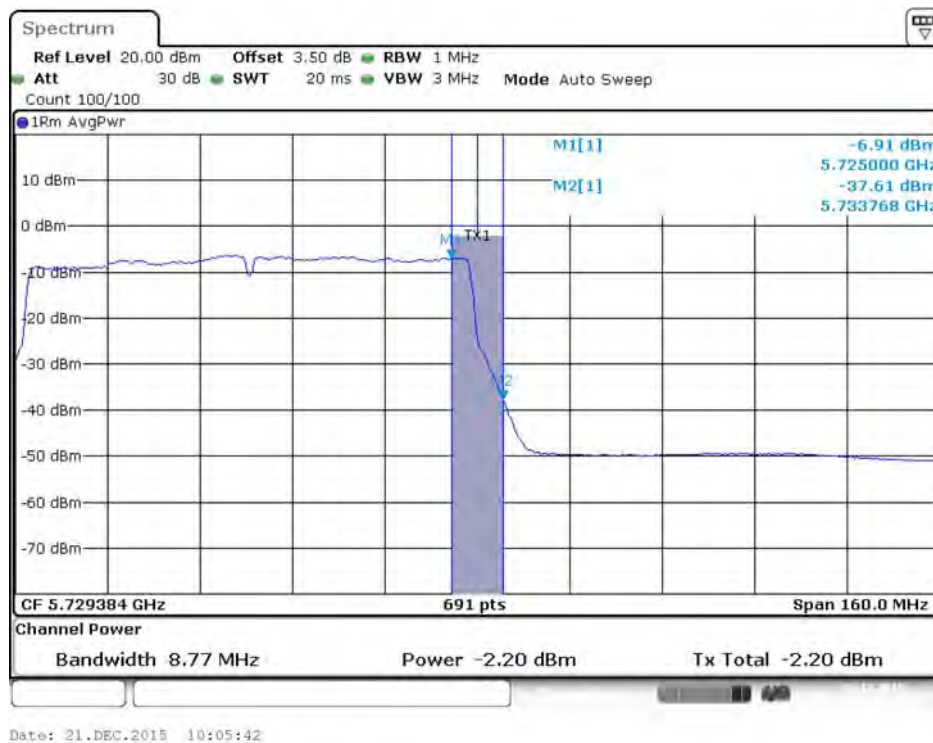
Conducted Output Power Plot on Configuration IEEE 802.11ac MCS0/Nss1 VHT80 / Chain 4 / 5690 MHz (UNII 2C)



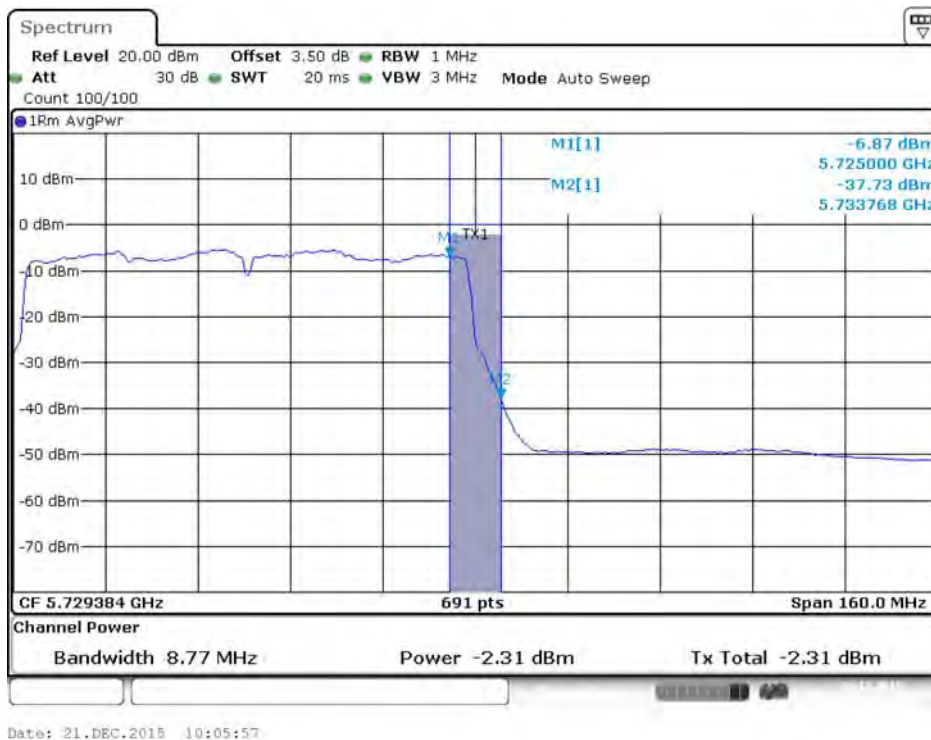
Conducted Output Power Plot on Configuration IEEE 802.11ac MCS0/Nss1 VHT80 / Chain 1 / 5690 MHz
(UNII 3)



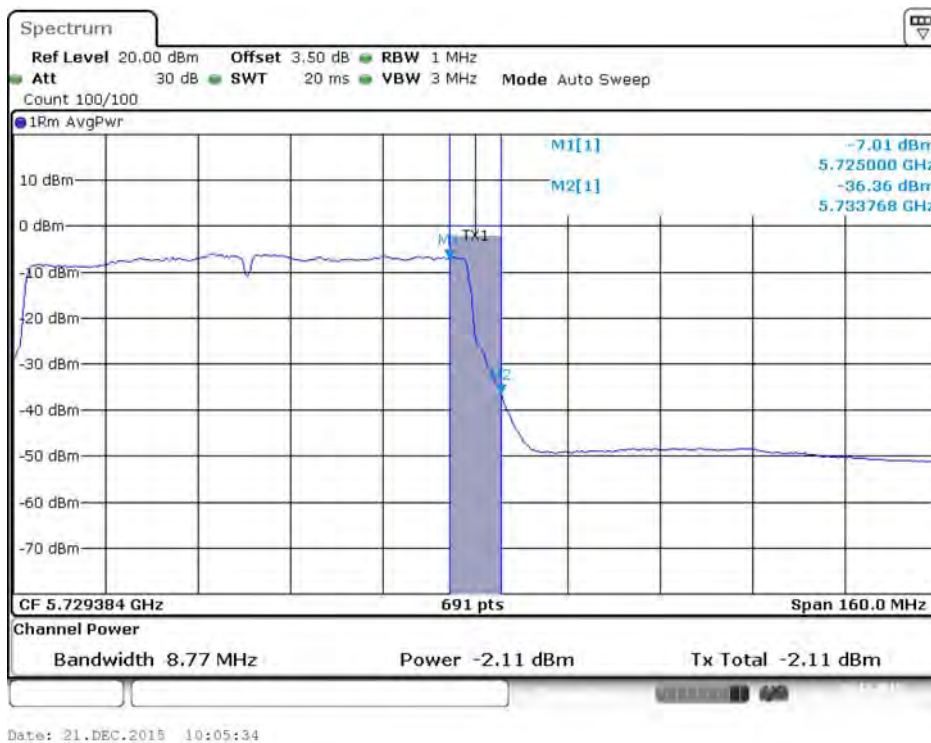
Conducted Output Power Plot on Configuration IEEE 802.11ac MCS0/Nss1 VHT80 / Chain 2 / 5690 MHz
(UNII 3)



Conducted Output Power Plot on Configuration IEEE 802.11ac MCS0/Nss1 VHT80 / Chain 3 / 5690 MHz (UNII 3)



Conducted Output Power Plot on Configuration IEEE 802.11ac MCS0/Nss1 VHT80 / Chain 4 / 5690 MHz (UNII 3)



4.4. Power Spectral Density Measurement

4.4.1. Limit

The following table is power spectral density limits and decrease power density limit rule refer to section 4.3.1.

	Frequency Band	Limit
<input checked="" type="checkbox"/>	5.25-5.35 GHz	11 dBm/MHz
<input checked="" type="checkbox"/>	5.470-5.725 GHz	11 dBm/MHz

4.4.2. Measuring Instruments and Setting

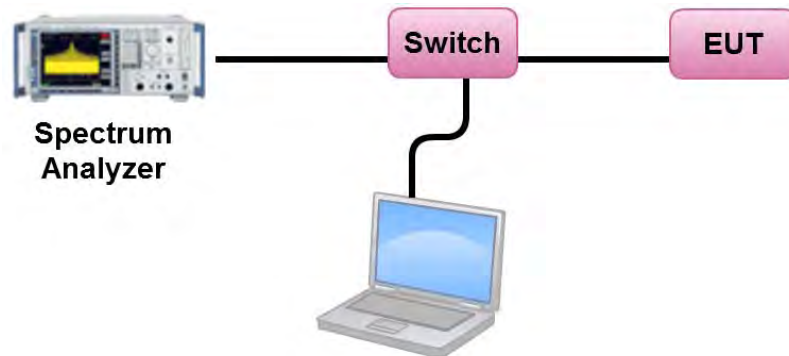
Please refer to section 5 of equipments list in this report. The following table is the setting of the spectrum analyzer.

Spectrum Parameter	Setting
Attenuation	Auto
Span Frequency	Encompass the entire emissions bandwidth (EBW) of the signal
RBW	1000 kHz
VBW	3000 kHz
Detector	RMS
Trace	AVERAGE
Sweep Time	Auto
Trace Average	100 times

4.4.3. Test Procedures

1. The transmitter output (antenna port) was connected RF switch to the spectrum analyzer.
2. Test was performed in accordance with KDB789033 D02 v01 for Compliance Testing of Unlicensed National Information Infrastructure (U-NII) Devices - section (F) Maximum Power Spectral Density (PSD).
3. Multiple antenna systems was performed in accordance KDB662911 D01 v02r01 in-Band Power Spectral Density (PSD) Measurements (a) Measure and sum the spectra across the outputs.
4. When measuring first spectral bin of output 1 is summed with that in the first spectral bin of output 2 and that from the first spectral bin of output 3 and so on up to the Nth output to obtain the value for the first frequency bin of the summed spectrum. The summed spectrum value for each of the other frequency bins is computed in the same way.

4.4.4. Test Setup Layout



4.4.5. Test Deviation

There is no deviation with the original standard.

4.4.6. EUT Operation during Test

The EUT was programmed to be in continuously transmitting mode.

4.4.7. Test Result of Power Spectral Density

Temperature	25°C	Humidity	45%
Test Engineer	Roki Liu	Test Date	Dec. 15, 2015 ~ Dec. 18, 2015
Test Mode	Mode 1: EUT 1 + Set 1 Sector Antenna / 6.5 dBi		

P to M

Mode	Frequency	Power Density (dBm/MHz)	Max. Limit (dBm/MHz)	Result
802.11ac MCS0/Nss1 VHT20	5260 MHz	7.47	7.49	Complies
	5300 MHz	7.41	7.49	Complies
	5320 MHz	7.23	7.49	Complies
	5500 MHz	7.44	7.49	Complies
	5580 MHz	7.44	7.49	Complies
	5700 MHz	7.24	7.49	Complies
802.11ac MCS0/Nss1 VHT40	5270 MHz	3.99	7.49	Complies
	5310 MHz	4.15	7.49	Complies
	5510 MHz	3.83	7.49	Complies
	5550 MHz	3.91	7.49	Complies
	5670 MHz	4.19	7.49	Complies
802.11ac MCS0/Nss1 VHT80	5290 MHz	-3.97	7.49	Complies
	5530 MHz	-4.17	7.49	Complies
	5610 MHz	0.97	7.49	Complies

Note: $Directional\ Gain = 10 \cdot \log \left[\frac{\sum_{j=1}^{N_{SE}} \left\{ \sum_{k=1}^{N_{ANT}} g_{j,k} \right\}^2}{N_{ANT}} \right] = 9.51\text{ dBi} > 6\text{ dBi}$, so the limit $11 - (9.51 - 6) = 7.49\text{ dBm/MHz}$.