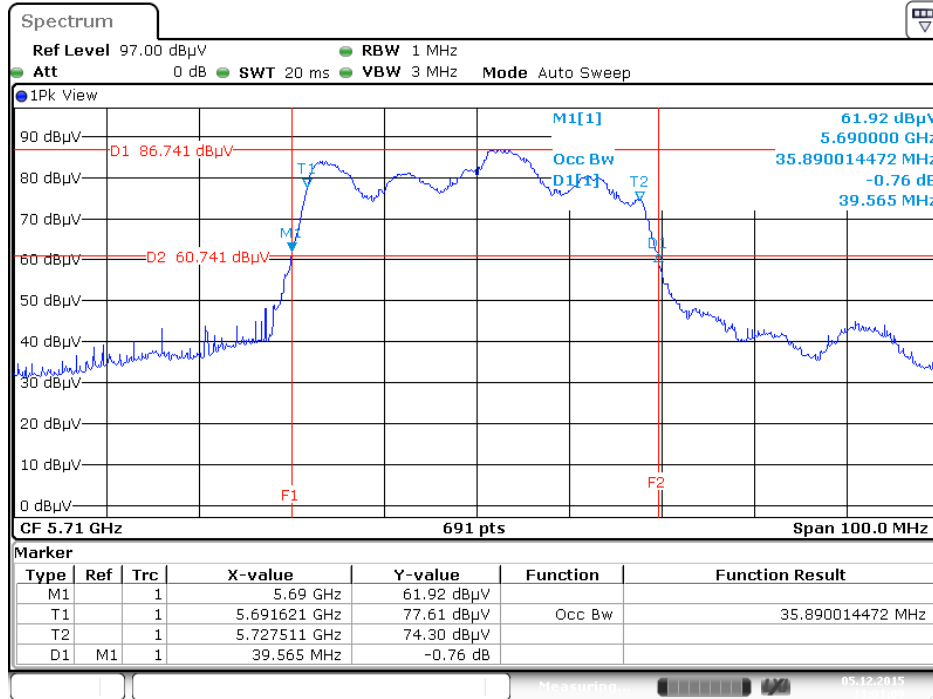
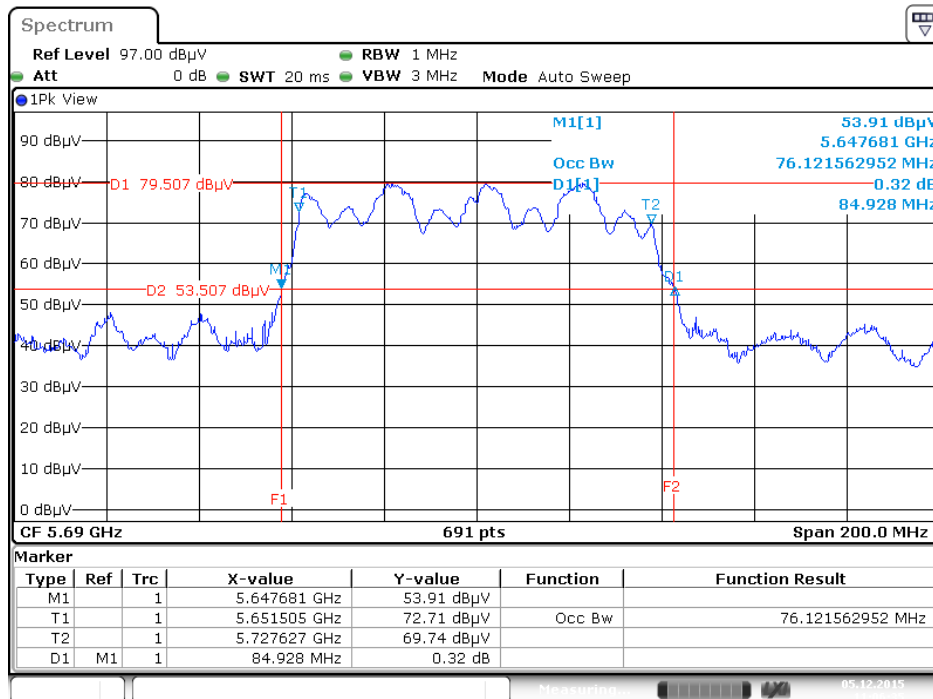


26dB Bandwidth and 99% Occupied Bandwidth Plot on Configuration IEEE 802.11ac MCS0/Nss1 VHT40 / Chain 1 + Chain 2 + Chain 3 + Chain 4 / 5710 MHz



Date: 5 DEC 2015 11:01:09

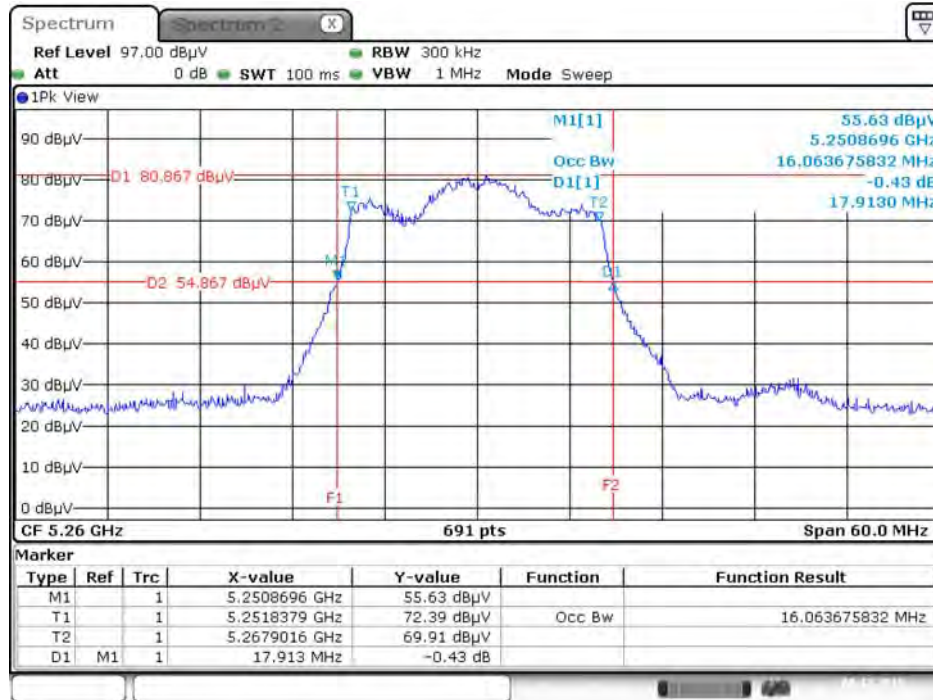
26dB Bandwidth and 99% Occupied Bandwidth Plot on Configuration IEEE 802.11ac MCS0/Nss1 VHT80 / Chain 1 + Chain 2 + Chain 3 + Chain 4 / 5690 MHz



Date: 5 DEC 2015 11:06:35

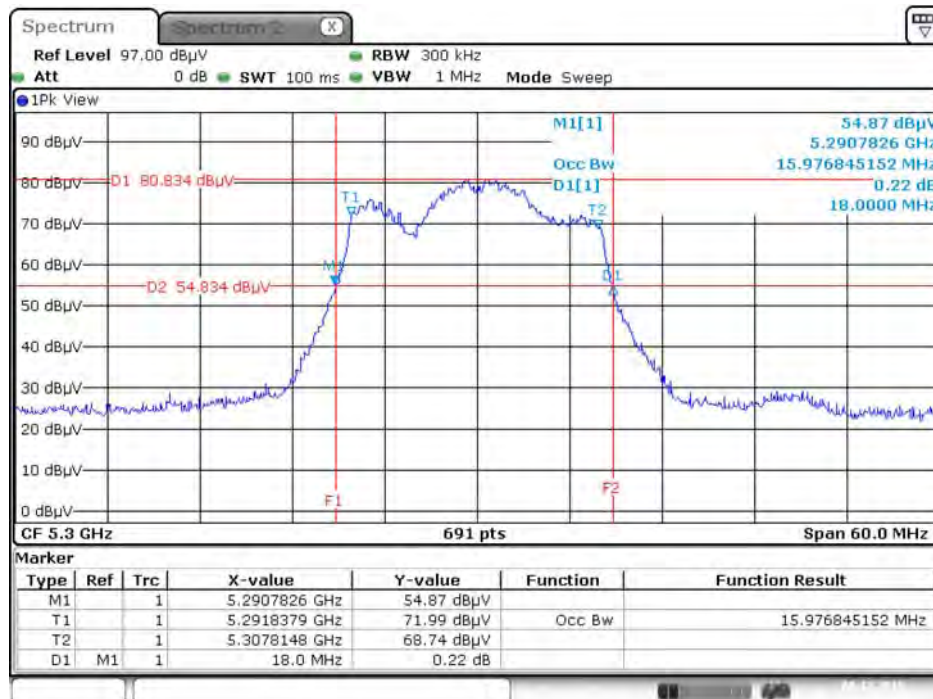
Mode 11: EUT 2 + Set 12 PIFA Antenna / Chain1:5.96 dBi, Chain2:5.97 dBi, Chain3:6.25 dBi, Chain4:6.08 dBi

26dB Bandwidth and 99% Occupied Bandwidth Plot on Configuration IEEE 802.11a / Chain 1 + Chain 2 + Chain 3 + Chain 4 / 5260 MHz



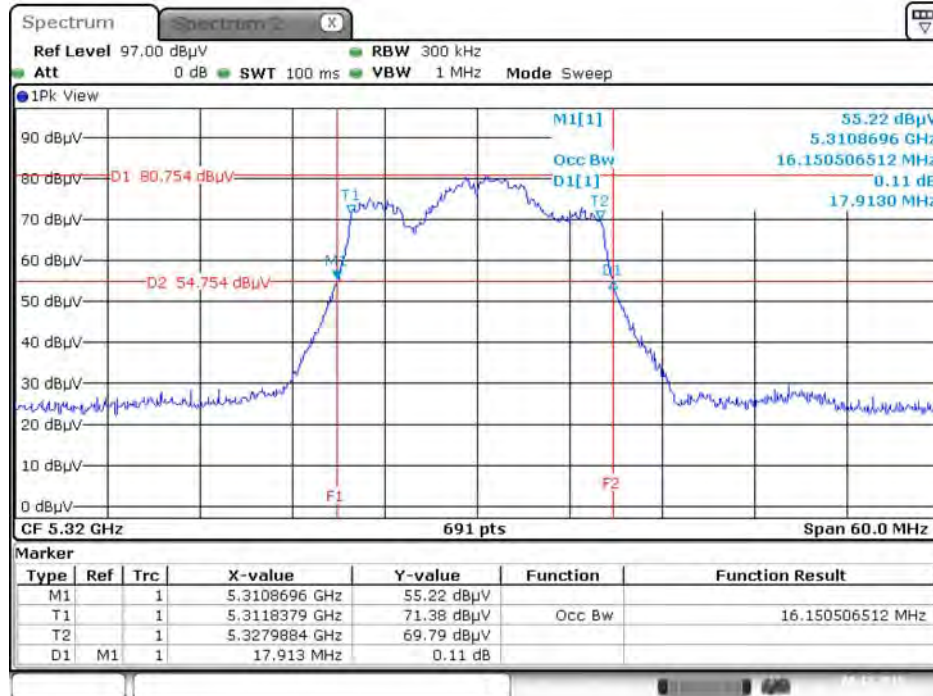
Date: 8.DEC.2015 00:38:13

26dB Bandwidth and 99% Occupied Bandwidth Plot on Configuration IEEE 802.11a / Chain 1 + Chain 2 + Chain 3 + Chain 4 / 5300 MHz



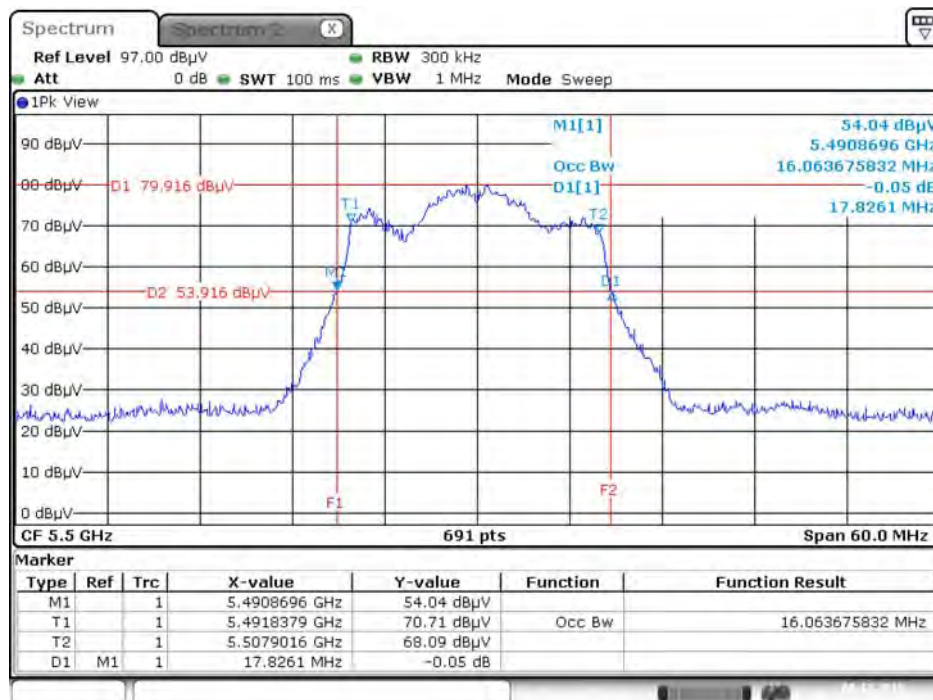
Date: 8.DEC.2015 00:39:05

26dB Bandwidth and 99% Occupied Bandwidth Plot on Configuration IEEE 802.11a / Chain 1 + Chain 2 + Chain 3 + Chain 4 / 5320 MHz



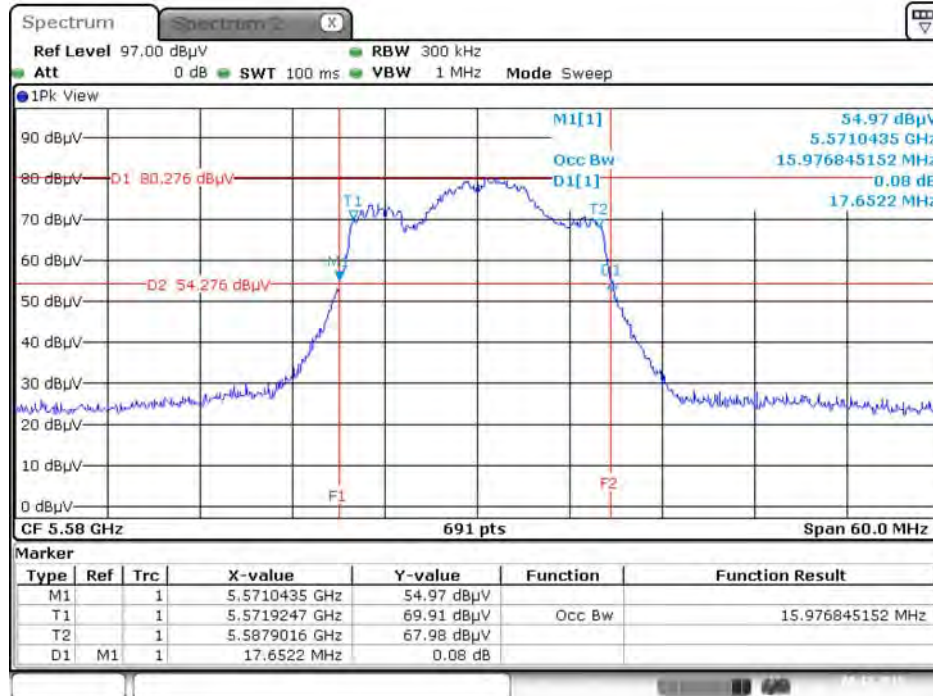
Date: 8.DEC.2015 00:39:33

26dB Bandwidth and 99% Occupied Bandwidth Plot on Configuration IEEE 802.11a / Chain 1 + Chain 2 + Chain 3 + Chain 4 / 5500 MHz



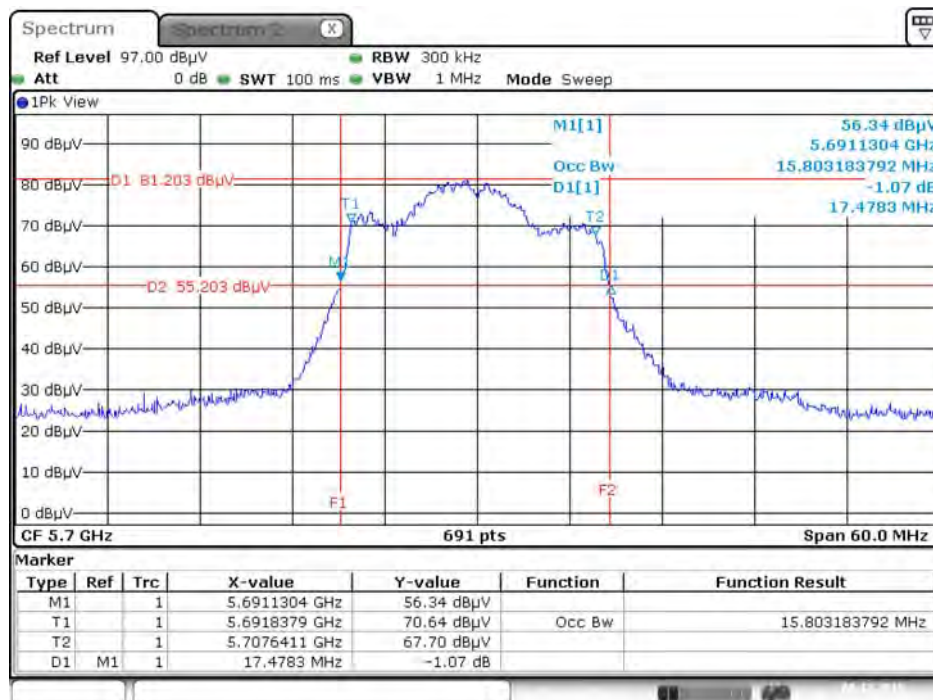
Date: 8.DEC.2015 00:39:52

26dB Bandwidth and 99% Occupied Bandwidth Plot on Configuration IEEE 802.11a / Chain 1 + Chain 2 + Chain 3 + Chain 4 / 5580 MHz



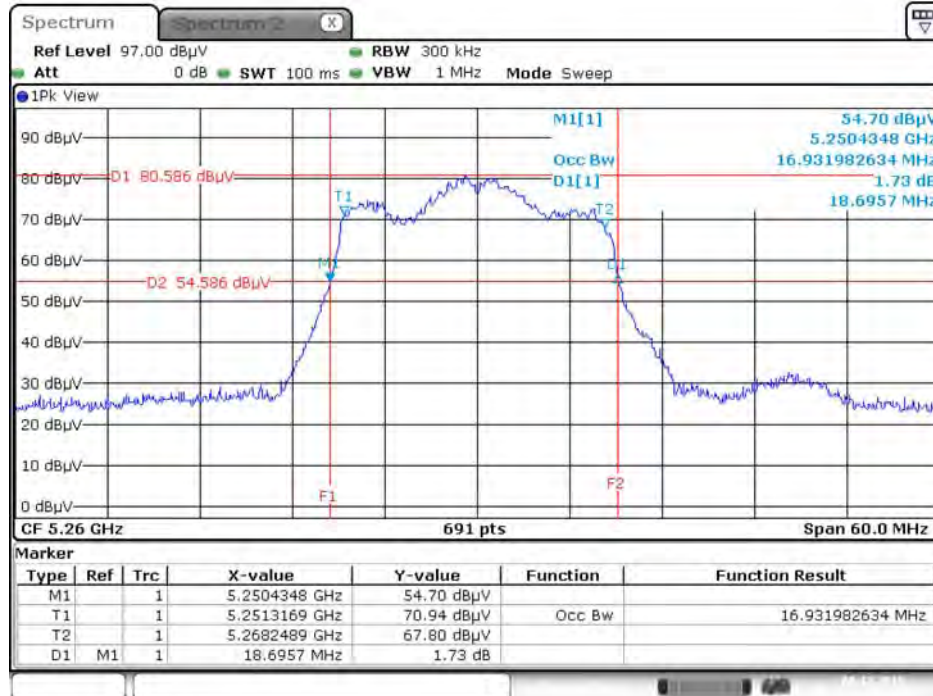
Date: 8.DEC.2015 00:40:11

26dB Bandwidth and 99% Occupied Bandwidth Plot on Configuration IEEE 802.11a / Chain 1 + Chain 2 + Chain 3 + Chain 4 / 5700 MHz



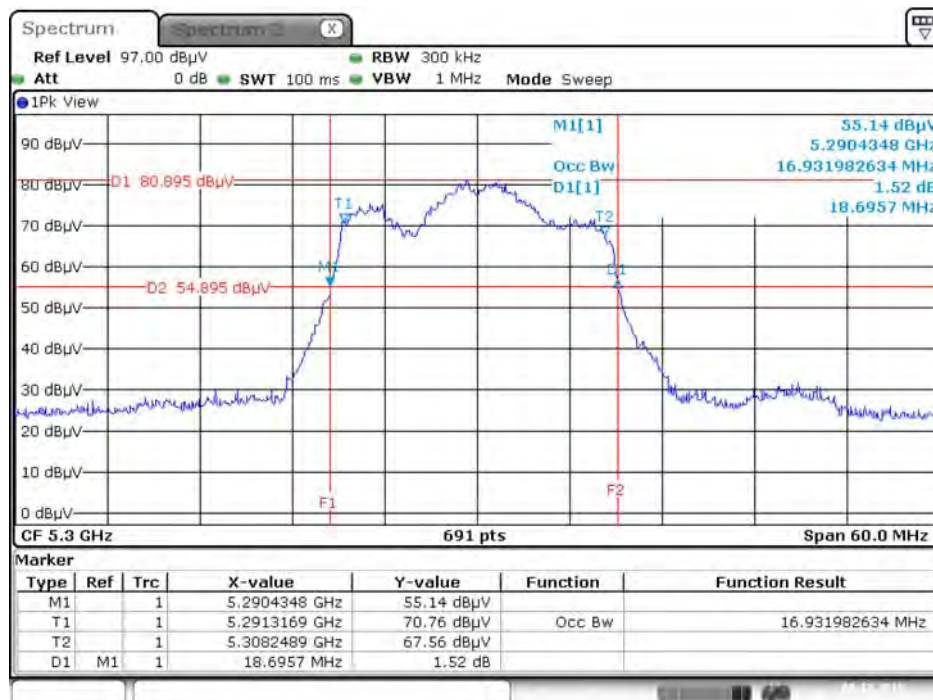
Date: 8.DEC.2015 00:40:37

26dB Bandwidth and 99% Occupied Bandwidth Plot on Configuration IEEE 802.11ac MCS0/Nss1 VHT20 / Chain 1 + Chain 2 + Chain 3 + Chain 4 / 5260 MHz



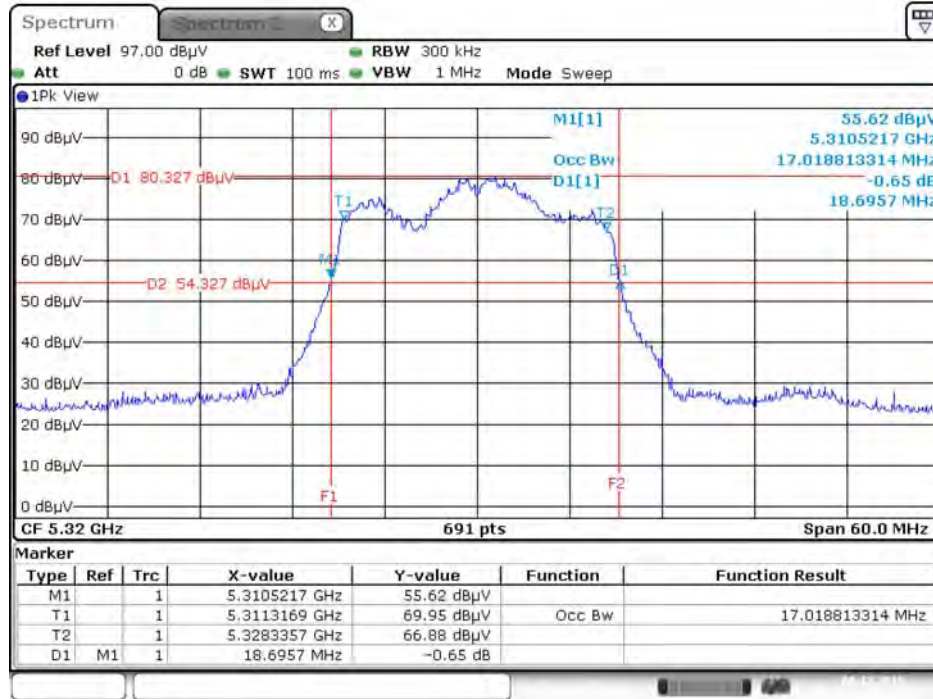
Date: 8.DEC.2015 01:02:47

26dB Bandwidth and 99% Occupied Bandwidth Plot on Configuration IEEE 802.11ac MCS0/Nss1 VHT20 / Chain 1 + Chain 2 + Chain 3 + Chain 4 / 5300 MHz



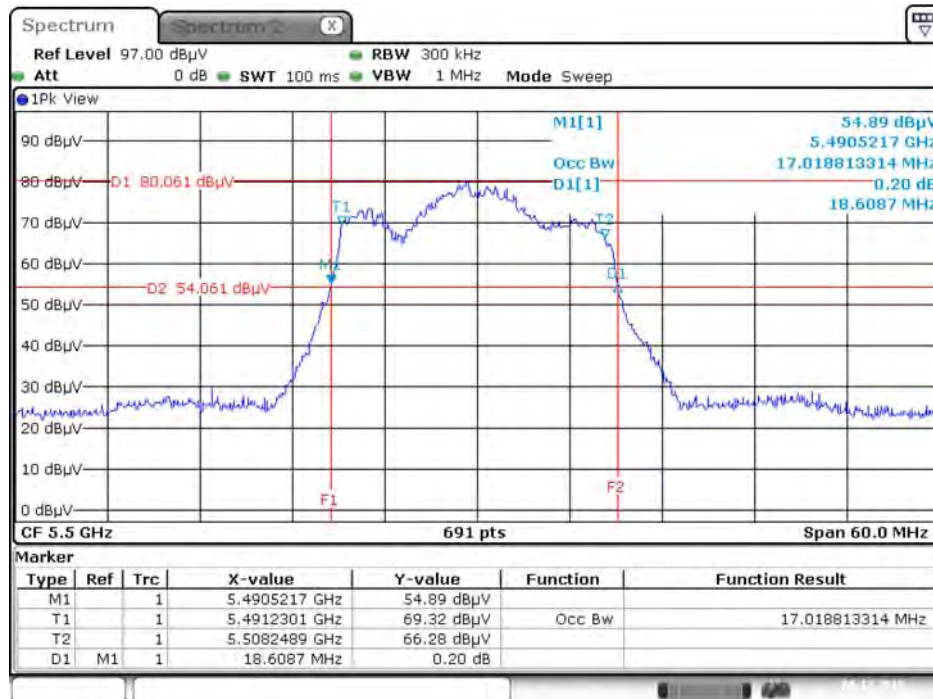
Date: 8.DEC.2015 01:03:08

26dB Bandwidth and 99% Occupied Bandwidth Plot on Configuration IEEE 802.11ac MCS0/Nss1 VHT20 / Chain 1 + Chain 2 + Chain 3 + Chain 4 / 5320 MHz



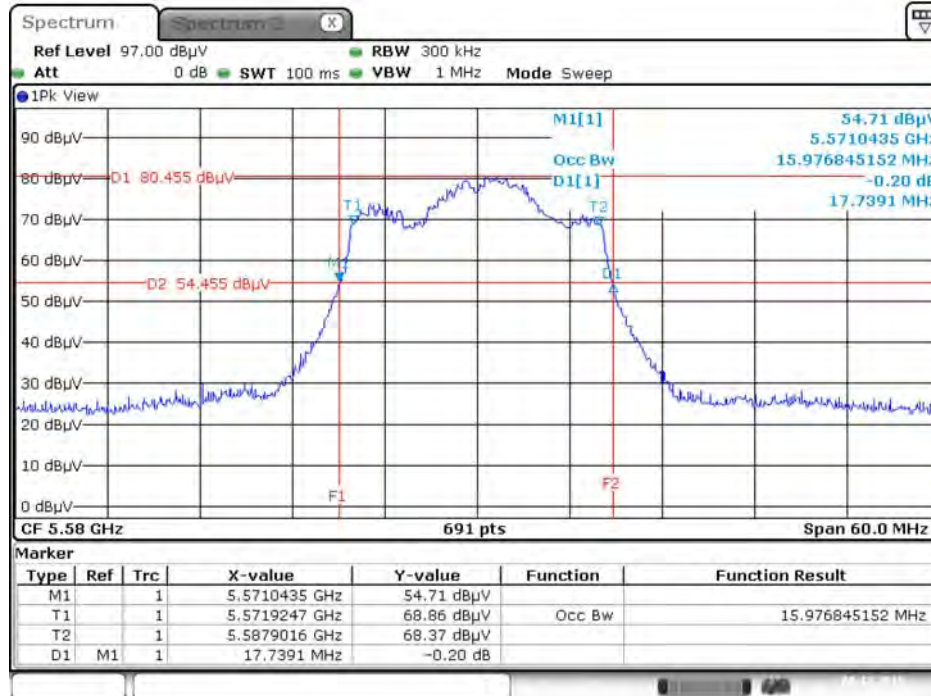
Date: 8.DEC.2015 01:03:47

26dB Bandwidth and 99% Occupied Bandwidth Plot on Configuration IEEE 802.11ac MCS0/Nss1 VHT20 / Chain 1 + Chain 2 + Chain 3 + Chain 4 / 5500 MHz



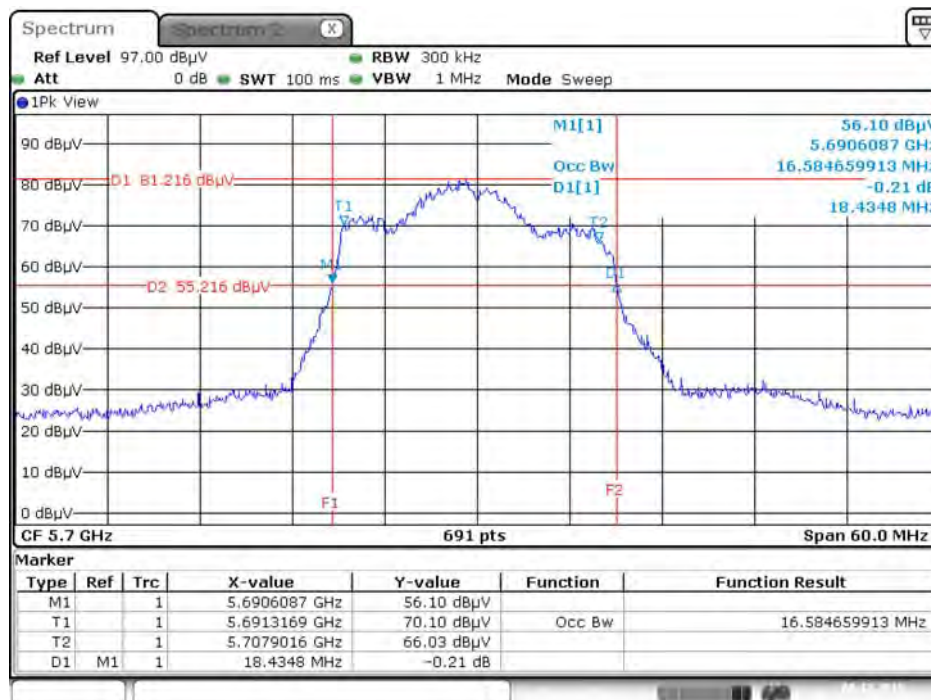
Date: 8.DEC.2015 01:04:09

26dB Bandwidth and 99% Occupied Bandwidth Plot on Configuration IEEE 802.11ac MCS0/Nss1 VHT20 / Chain 1 + Chain 2 + Chain 3 + Chain 4 / 5580 MHz



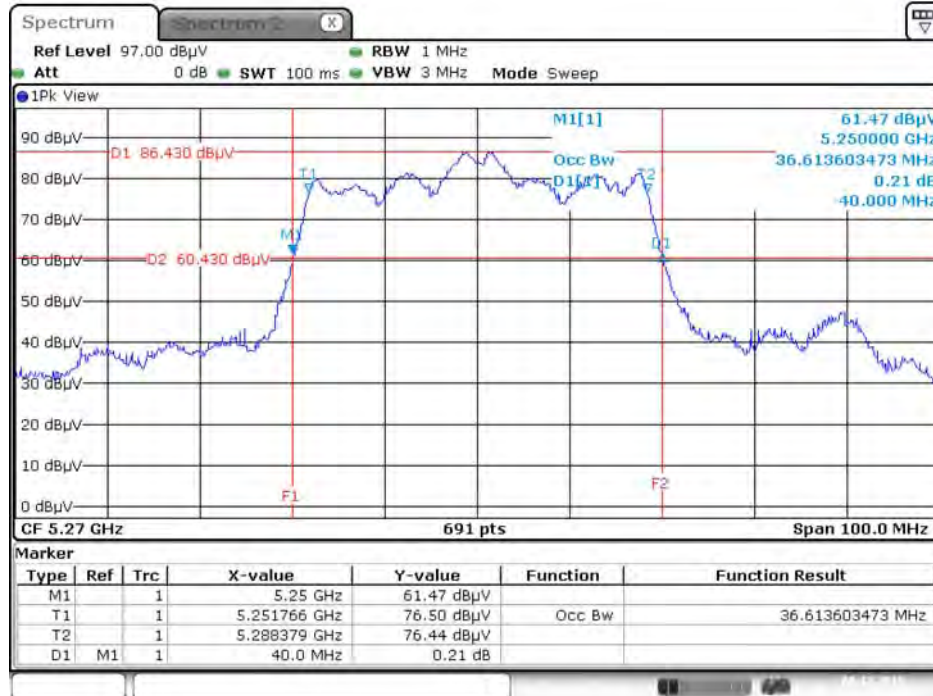
Date: 8.DEC.2015 01:04:30

26dB Bandwidth and 99% Occupied Bandwidth Plot on Configuration IEEE 802.11ac MCS0/Nss1 VHT20 / Chain 1 + Chain 2 + Chain 3 + Chain 4 / 5700 MHz



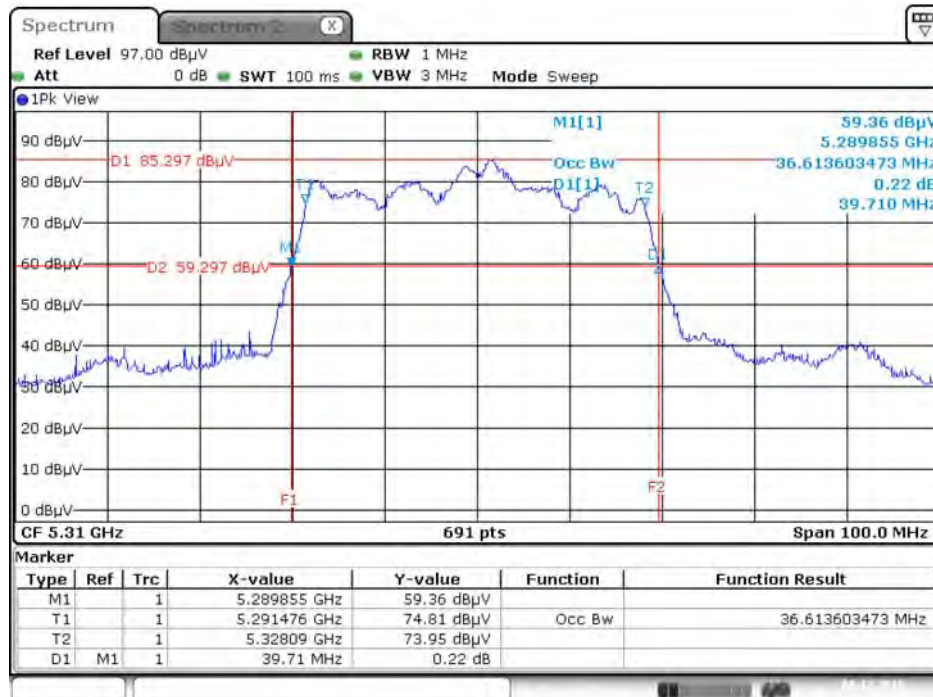
Date: 8.DEC.2015 01:04:52

26dB Bandwidth and 99% Occupied Bandwidth Plot on Configuration IEEE 802.11ac MCS0/Nss1 VHT40 / Chain 1 + Chain 2 + Chain 3 + Chain 4 / 5270 MHz



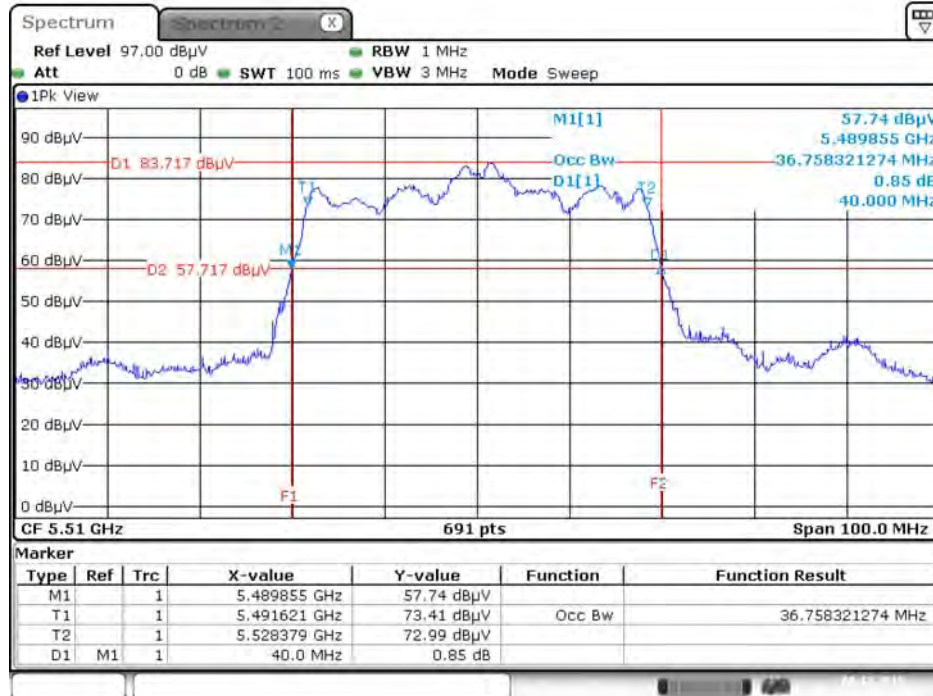
Date: 8.DEC.2015 01:08:26

26dB Bandwidth and 99% Occupied Bandwidth Plot on Configuration IEEE 802.11ac MCS0/Nss1 VHT40 / Chain 1 + Chain 2 + Chain 3 + Chain 4 / 5310 MHz



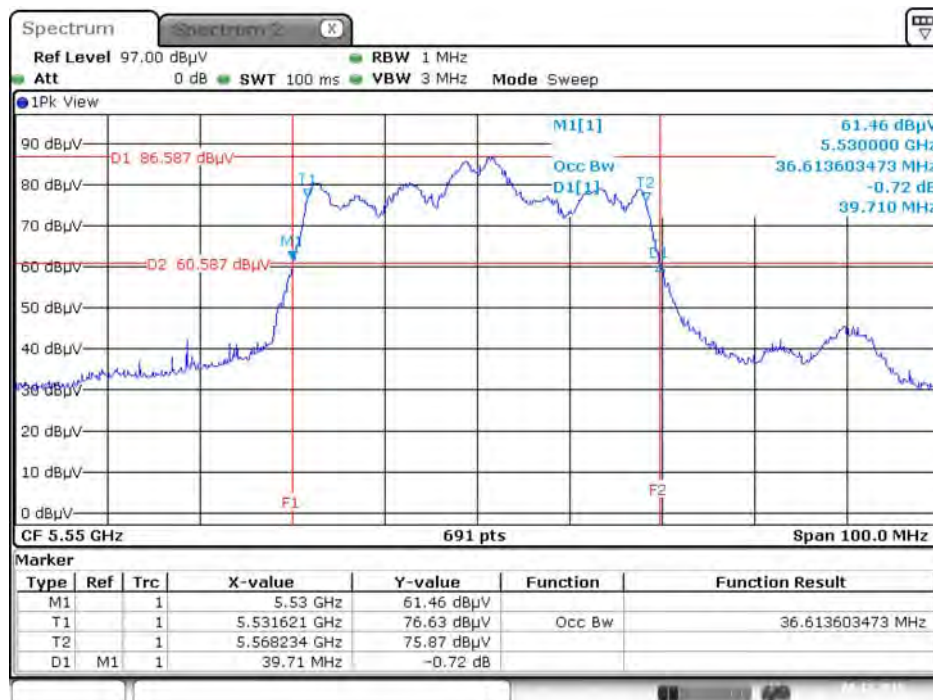
Date: 8.DEC.2015 01:08:50

26dB Bandwidth and 99% Occupied Bandwidth Plot on Configuration IEEE 802.11ac MCS0/Nss1 VHT40 / Chain 1 + Chain 2 + Chain 3 + Chain 4 / 5510 MHz



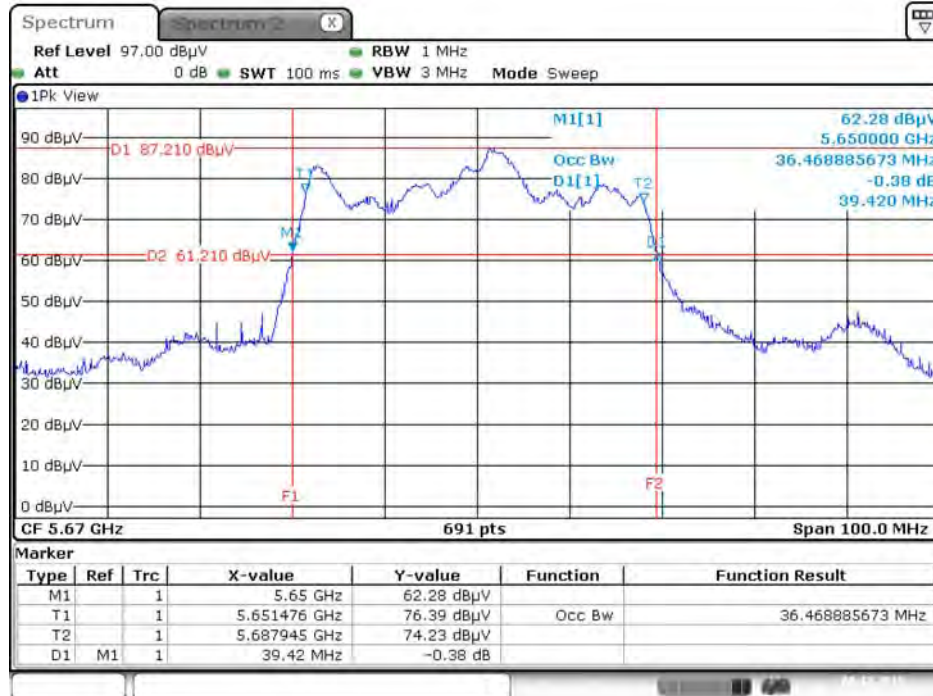
Date: 8.DEC.2015 01:09:13

26dB Bandwidth and 99% Occupied Bandwidth Plot on Configuration IEEE 802.11ac MCS0/Nss1 VHT40 / Chain 1 + Chain 2 + Chain 3 + Chain 4 / 5550 MHz



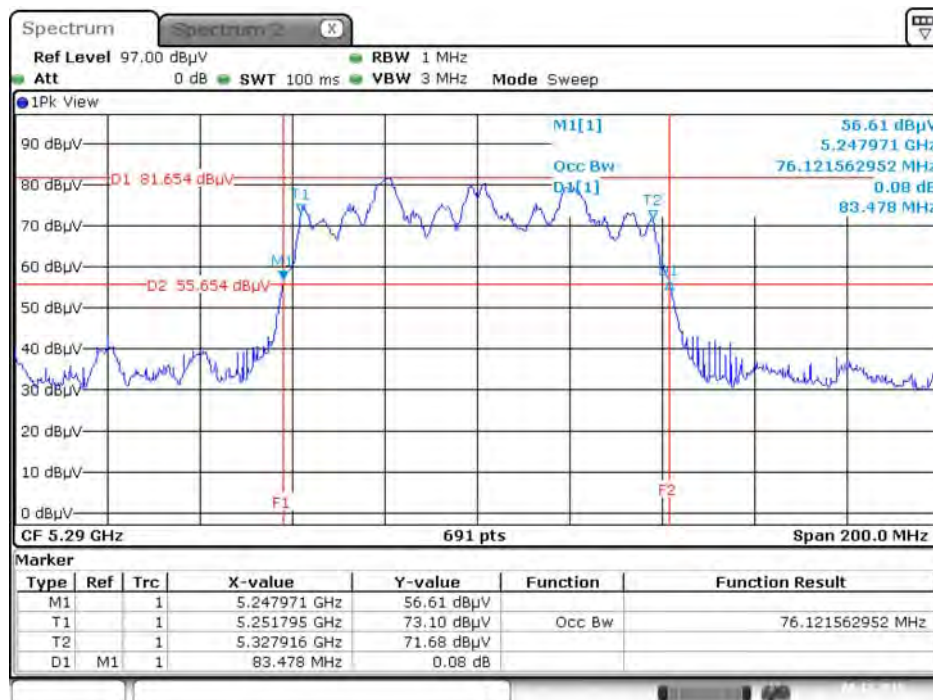
Date: 8.DEC.2015 01:09:48

26dB Bandwidth and 99% Occupied Bandwidth Plot on Configuration IEEE 802.11ac MCS0/Nss1 VHT40 / Chain 1 + Chain 2 + Chain 3 + Chain 4 / 5670 MHz



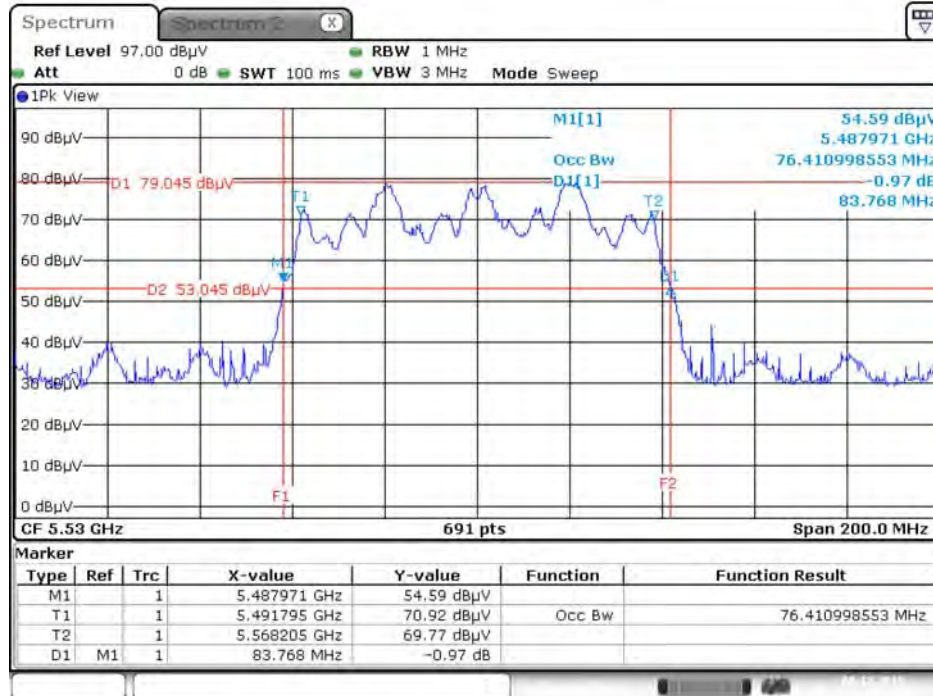
Date: 8.DEC.2015 01:10:10

26dB Bandwidth and 99% Occupied Bandwidth Plot on Configuration IEEE 802.11ac MCS0/Nss1 VHT80 / Chain 1 + Chain 2 + Chain 3 + Chain 4 / 5290 MHz



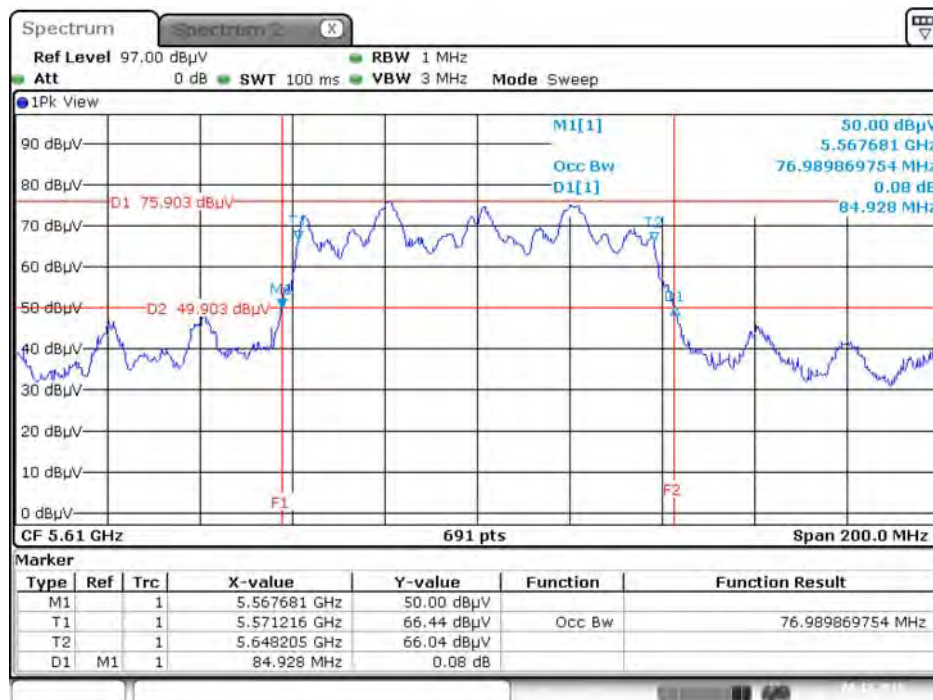
Date: 8.DEC.2015 01:12:34

26dB Bandwidth and 99% Occupied Bandwidth Plot on Configuration IEEE 802.11ac MCS0/Nss1 VHT80 / Chain 1 + Chain 2 + Chain 3 + Chain 4 / 5530 MHz



Date: 8.DEC.2015 01:12:58

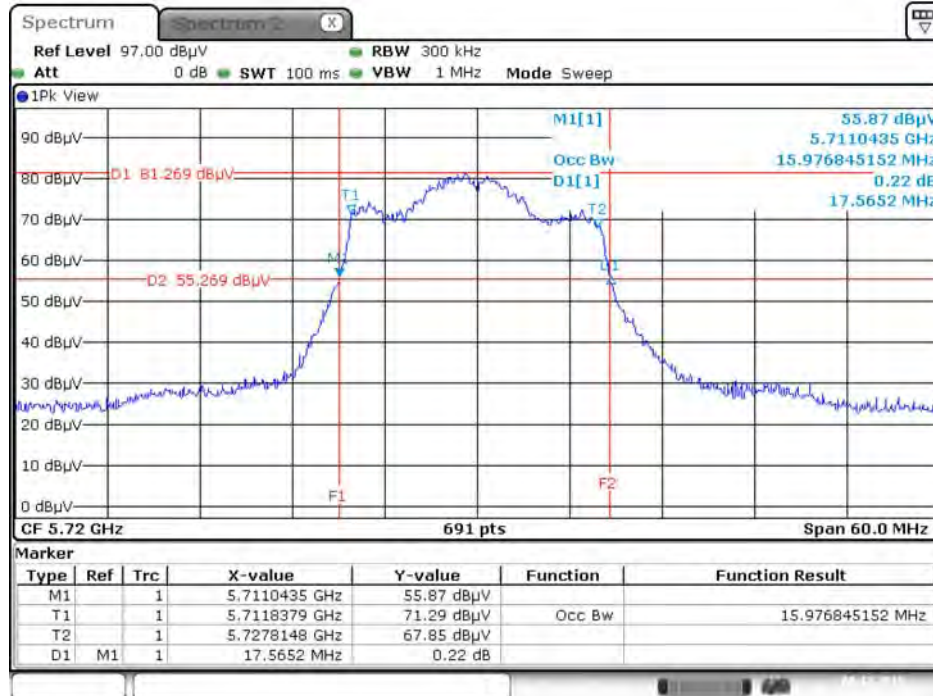
26dB Bandwidth and 99% Occupied Bandwidth Plot on Configuration IEEE 802.11ac MCS0/Nss1 VHT80 / Chain 1 + Chain 2 + Chain 3 + Chain 4 / 5610 MHz



Date: 8.DEC.2015 01:13:40

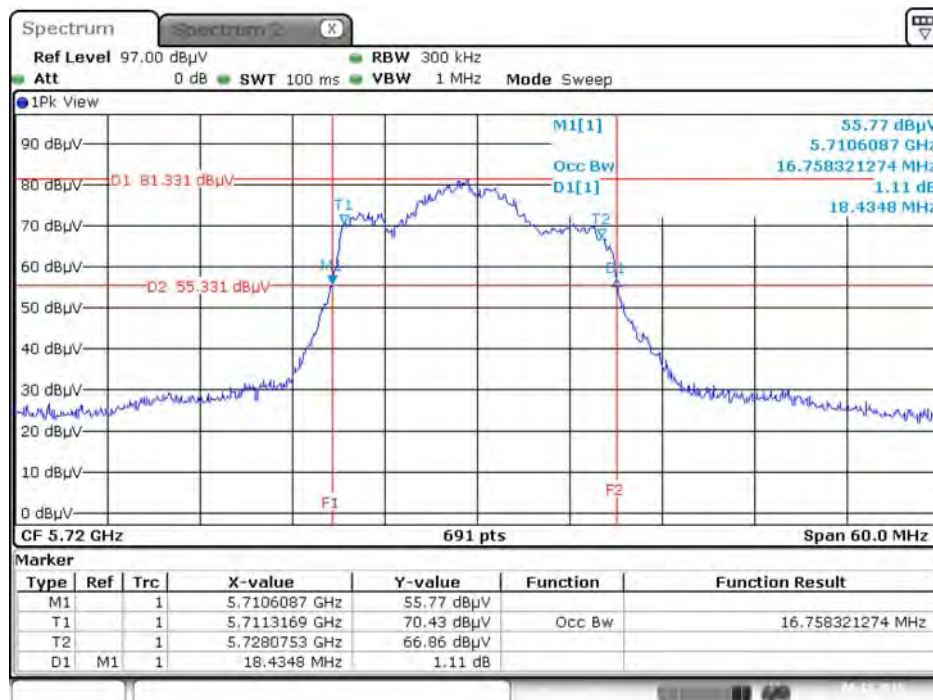
Straddle Channel

26dB Bandwidth and 99% Occupied Bandwidth Plot on Configuration IEEE 802.11a / Chain 1 + Chain 2 + Chain 3 + Chain 4 / 5720 MHz



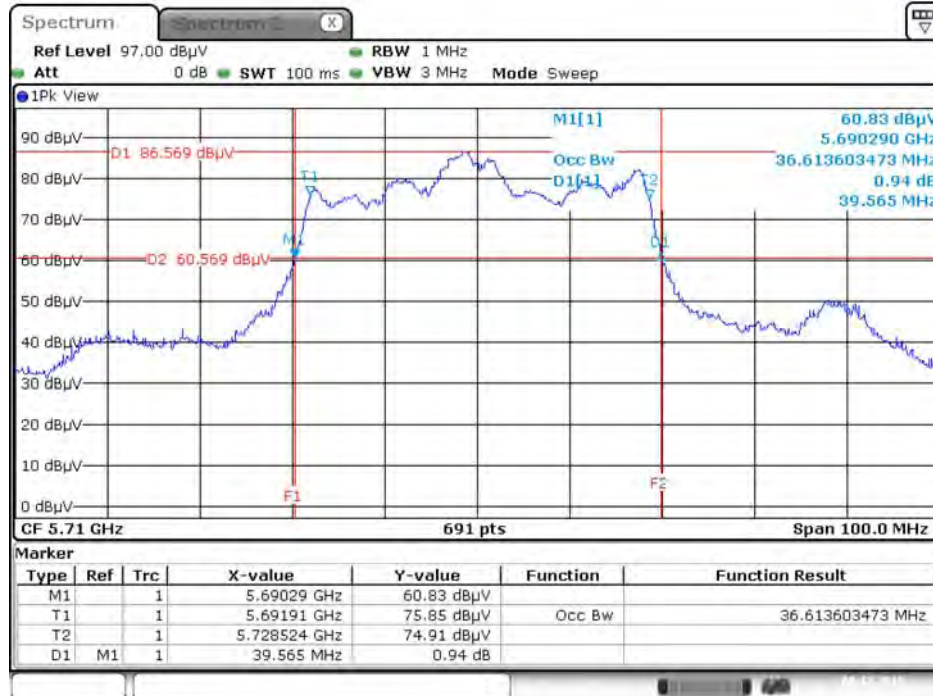
Date: 8.DEC.2015 00:42:16

26dB Bandwidth and 99% Occupied Bandwidth Plot on Configuration IEEE 802.11ac MCS0/Nss1 VHT20 / Chain 1 + Chain 2 + Chain 3 + Chain 4 / 5720 MHz



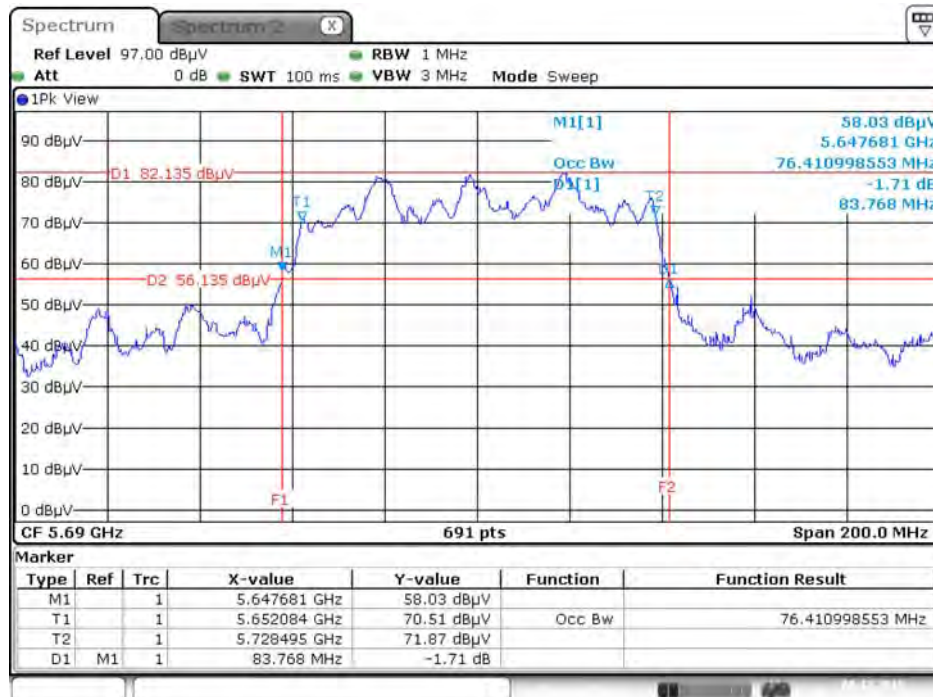
Date: 8.DEC.2015 01:05:25

26dB Bandwidth and 99% Occupied Bandwidth Plot on Configuration IEEE 802.11ac MCS0/Nss1 VHT40 / Chain 1 + Chain 2 + Chain 3 + Chain 4 / 5710 MHz



Date: 8.DEC.2015 01:10:34

26dB Bandwidth and 99% Occupied Bandwidth Plot on Configuration IEEE 802.11ac MCS0/Nss1 VHT80 / Chain 1 + Chain 2 + Chain 3 + Chain 4 / 5690 MHz



Date: 8.DEC.2015 01:14:42

4.2. 6dB Spectrum Bandwidth Measurement

4.2.1. Limit

For digital modulation systems, the minimum 6dB bandwidth shall be at least 500 kHz.

4.2.2. Measuring Instruments and Setting

Please refer to section 5 of equipments list in this report. The following table is the setting of spectrum analyzer.

6dB Spectrum Bandwidth	
Spectrum Parameters	Setting
Attenuation	Auto
Span Frequency	> 6dB Bandwidth
RBW	100kHz
VBW	$\geq 3 \times \text{RBW}$
Detector	Peak
Trace	Max Hold
Sweep Time	Auto

4.2.3. Test Procedures

For Radiated 6dB Bandwidth Measurement:

1. The transmitter was radiated to the spectrum analyzer in peak hold mode.
2. Test was performed in accordance with KDB789033 D02 v01 for Compliance Testing of Unlicensed National Information Infrastructure (U-NII) Devices - section (C) Emission Bandwidth.
3. Multiple antenna system was performed in accordance with KDB662911 D01 v02r01 Emissions Testing of Transmitters with Multiple Outputs in the Same Band.
4. Measured the spectrum width with power higher than 6dB below carrier.

4.2.4. Test Setup Layout

For Radiated 6dB Bandwidth Measurement:

This test setup layout is the same as that shown in section 4.5.4.

4.2.5. Test Deviation

There is no deviation with the original standard.

4.2.6. EUT Operation during Test

The EUT was programmed to be in continuously transmitting mode.

4.2.7. Test Result of 6dB Spectrum Bandwidth

Temperature	25°C	Humidity	45%
Test Engineer	Roki Liu		
Test Mode	Mode 1: EUT 1 + Set 1 Sector Antenna / 6.5 dBi		

Straddle Channel

Mode	Frequency	6dB BW (MHz)	6dB BW M1 (MHz)	UNII 3 BW (MHz)	Min. Limit (kHz)	Test Result
802.11a	5720 MHz	10.61	5717.51	3.12	500	Complies
802.11ac MCS0/Nss1 VHT20	5720 MHz	9.39	5718.72	3.12	500	Complies
802.11ac MCS0/Nss1 VHT40	5710 MHz	34.55	5692.26	1.81	500	Complies
802.11ac MCS0/Nss1 VHT80	5690 MHz	73.62	5652.61	1.23	500	Complies

Temperature	25°C	Humidity	45%
Test Engineer	Roki Liu		
Test Mode	Mode 2: EUT 1 + Set 2 Sector Antenna / 4.5 dBi		

Straddle Channel

Mode	Frequency	6dB BW (MHz)	6dB BW M1 (MHz)	UNII 3 BW (MHz)	Min. Limit (kHz)	Test Result
802.11a	5720 MHz	10.32	5717.45	2.77	500	Complies
802.11ac MCS0/Nss1 VHT20	5720 MHz	11.30	5717.45	3.75	500	Complies
802.11ac MCS0/Nss1 VHT40	5710 MHz	29.22	5698.29	2.51	500	Complies
802.11ac MCS0/Nss1 VHT80	5690 MHz	75.65	5651.74	2.39	500	Complies

Temperature	25°C	Humidity	45%
Test Engineer	Roki Liu		
Test Mode	Mode 3: EUT 1 + Set 3 Sector Antenna / 5.5 dBi		

Straddle Channel

Mode	Frequency	6dB BW (MHz)	6dB BW M1 (MHz)	UNII 3 BW (MHz)	Min. Limit (kHz)	Test Result
802.11a	5720 MHz	9.16	5718.67	2.83	500	Complies
802.11ac MCS0/Nss1 VHT20	5720 MHz	10.67	5718.09	3.75	500	Complies
802.11ac MCS0/Nss1 VHT40	5710 MHz	35.71	5691.80	2.51	500	Complies
802.11ac MCS0/Nss1 VHT80	5690 MHz	75.65	5651.74	2.39	500	Complies



Temperature	25°C	Humidity	45%
Test Engineer	Roki Liu		
Test Mode	Mode 4: EUT 1 + Set 4 Sector Antenna / 7.5 dBi		

Straddle Channel

Mode	Frequency	6dB BW (MHz)	6dB BW M1 (MHz)	UNII 3 BW (MHz)	Min. Limit (kHz)	Test Result
802.11a	5720 MHz	10.37	5717.51	2.88	500	Complies
802.11ac MCS0/Nss1 VHT20	5720 MHz	6.90	5720.58	2.48	500	Complies
802.11ac MCS0/Nss1 VHT40	5710 MHz	34.67	5692.26	1.93	500	Complies
802.11ac MCS0/Nss1 VHT80	5690 MHz	70.15	5657.25	2.39	500	Complies



Temperature	25°C	Humidity	45%
Test Engineer	Roki Liu		
Test Mode	Mode 5: EUT 1 + Set 5 Panel Antenna / 6 dBi		

Straddle Channel

Mode	Frequency	6dB BW (MHz)	6dB BW M1 (MHz)	UNII 3 BW (MHz)	Min. Limit (kHz)	Test Result
802.11a	5720 MHz	9.39	5718.72	3.12	500	Complies
802.11ac MCS0/Nss1 VHT20	5720 MHz	9.86	5718.67	3.52	500	Complies
802.11ac MCS0/Nss1 VHT40	5710 MHz	34.67	5692.26	1.93	500	Complies
802.11ac MCS0/Nss1 VHT80	5690 MHz	73.62	5652.61	1.23	500	Complies

Temperature	25°C	Humidity	45%
Test Engineer	Roki Liu		
Test Mode	Mode 6: EUT 1 + Set 7 Sector Antenna / 11.5 dBi		

Straddle Channel

Mode	Frequency	6dB BW (MHz)	6dB BW M1 (MHz)	UNII 3 BW (MHz)	Min. Limit (kHz)	Test Result
802.11a	5720 MHz	8.99	5718.72	2.71	500	Complies
802.11ac MCS0/Nss1 VHT20	5720 MHz	9.39	5718.72	3.12	500	Complies
802.11ac MCS0/Nss1 VHT40	5710 MHz	35.71	5691.80	2.51	500	Complies
802.11ac MCS0/Nss1 VHT80	5690 MHz	75.07	5652.61	2.68	500	Complies



Temperature	25°C	Humidity	45%
Test Engineer	Roki Liu		
Test Mode	Mode 7: EUT 1 + Set 8 Sector Antenna / 12 dBi		

Straddle Channel

Mode	Frequency	6dB BW (MHz)	6dB BW M1 (MHz)	UNII 3 BW (MHz)	Min. Limit (kHz)	Test Result
802.11a	5720 MHz	6.96	5720.58	2.54	500	Complies
802.11ac MCS0/Nss1 VHT20	5720 MHz	8.17	5719.30	2.48	500	Complies
802.11ac MCS0/Nss1 VHT40	5710 MHz	35.71	5691.80	2.51	500	Complies
802.11ac MCS0/Nss1 VHT80	5690 MHz	70.15	5657.25	2.39	500	Complies

Temperature	25°C	Humidity	45%
Test Engineer	Roki Liu		
Test Mode	Mode 8: EUT 1 + Set 9 Sector Antenna / 4 dBi		

Straddle Channel

Mode	Frequency	6dB BW (MHz)	6dB BW M1 (MHz)	UNII 3 BW (MHz)	Min. Limit (kHz)	Test Result
802.11a	5720 MHz	10.38	5717.51	2.88	500	Complies
802.11ac MCS0/Nss1 VHT20	5720 MHz	8.17	5719.36	2.54	500	Complies
802.11ac MCS0/Nss1 VHT40	5710 MHz	29.22	5698.29	2.51	500	Complies
802.11ac MCS0/Nss1 VHT80	5690 MHz	75.65	5651.74	2.39	500	Complies

Temperature	25°C	Humidity	45%
Test Engineer	Roki Liu		
Test Mode	Mode 9: EUT 1 + Set 10 Panel Antenna / 23 dBi		

Straddle Channel

Mode	Frequency	6dB BW (MHz)	6dB BW M1 (MHz)	UNII 3 BW (MHz)	Min. Limit (kHz)	Test Result
802.11a	5720 MHz	13.85	5713.68	2.53	500	Complies
802.11ac MCS0/Nss1 VHT20	5720 MHz	15.19	5711.13	1.32	500	Complies
802.11ac MCS0/Nss1 VHT40	5710 MHz	35.13	5692.38	2.51	500	Complies
802.11ac MCS0/Nss1 VHT80	5690 MHz	75.65	5652.03	2.68	500	Complies



Temperature	25°C	Humidity	45%
Test Engineer	Roki Liu		
Test Mode	Mode 10: EUT 1 + Set 11 Omni Antenna / 6 dBi		

Straddle Channel

Mode	Frequency	6dB BW (MHz)	6dB BW M1 (MHz)	UNII 3 BW (MHz)	Min. Limit (kHz)	Test Result
802.11a	5720 MHz	9.39	5718.72	3.12	500	Complies
802.11ac MCS0/Nss1 VHT20	5720 MHz	10.67	5718.09	3.75	500	Complies
802.11ac MCS0/Nss1 VHT40	5710 MHz	34.67	5692.26	1.93	500	Complies
802.11ac MCS0/Nss1 VHT80	5690 MHz	73.62	5652.61	1.23	500	Complies

Temperature	25°C	Humidity	45%
Test Engineer	Roki Liu		
Test Mode	Mode 11: EUT 2 + Set 12 PIFA Antenna / Chain1:5.96 dBi, Chain2:5.97 dBi, Chain3:6.25 dBi, Chain4:6.08 dBi		

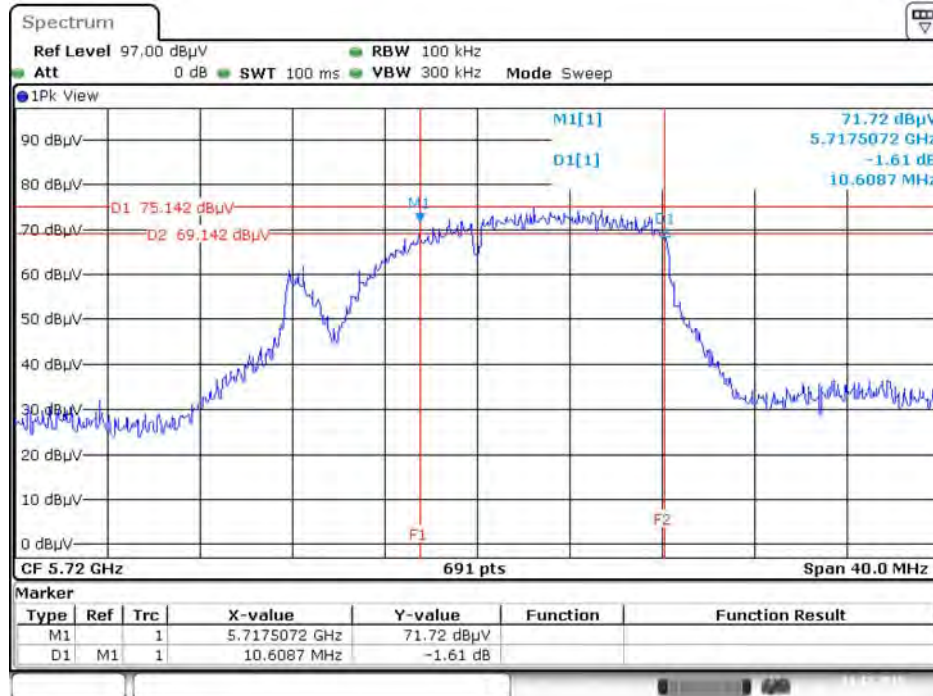
Straddle Channel

Mode	Frequency	6dB BW (MHz)	6dB BW M1 (MHz)	UNII 3 BW (MHz)	Min. Limit (kHz)	Test Result
802.11a	5720 MHz	11.94	5716.17	3.12	500	Complies
802.11ac MCS0/Nss1 VHT20	5720 MHz	13.22	5715.54	3.75	500	Complies
802.11ac MCS0/Nss1 VHT40	5710 MHz	21.68	5706.41	3.09	500	Complies
802.11ac MCS0/Nss1 VHT80	5690 MHz	72.17	5656.09	3.26	500	Complies

Straddle Channel

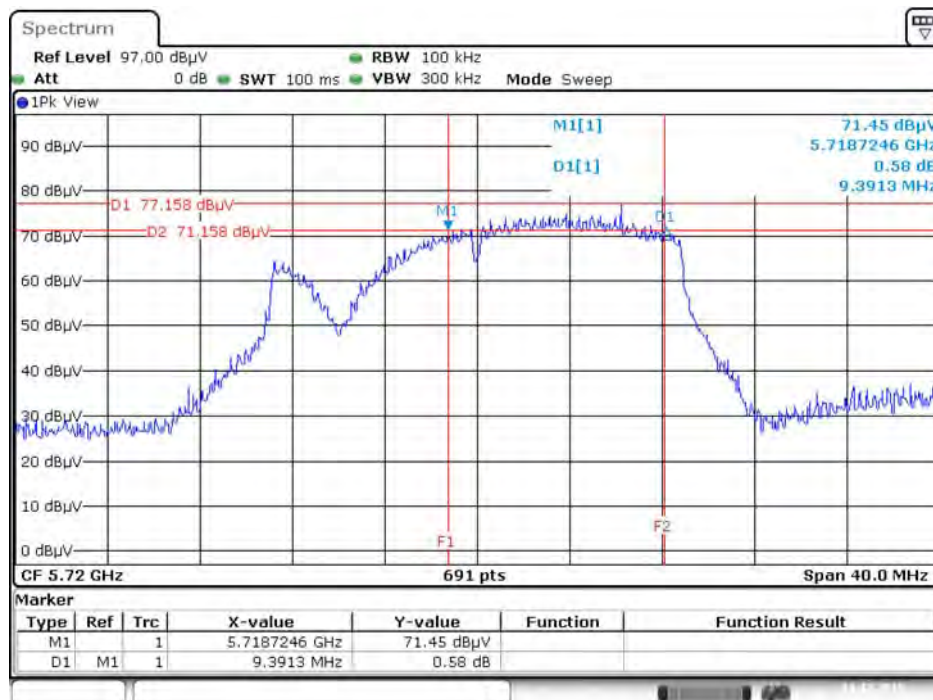
Mode 1: EUT 1 + Set 1 Sector Antenna / 6.5 dBi

6 dB Bandwidth Plot on Configuration IEEE 802.11a / Chain 1 + Chain 2 + Chain 3 + Chain 4 / 5720 MHz



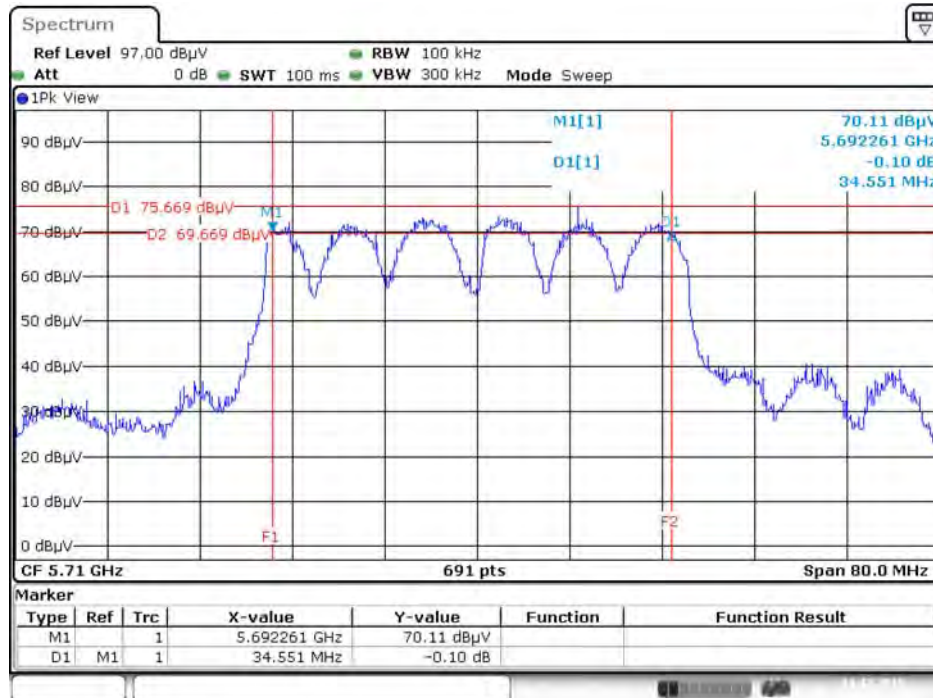
Date: 11.DEC.2015 00:20:36

6 dB Bandwidth Plot on Configuration IEEE 802.11ac MCS0/Nss1 VHT20 / Chain 1 + Chain 2 + Chain 3 + Chain 4 / 5720 MHz



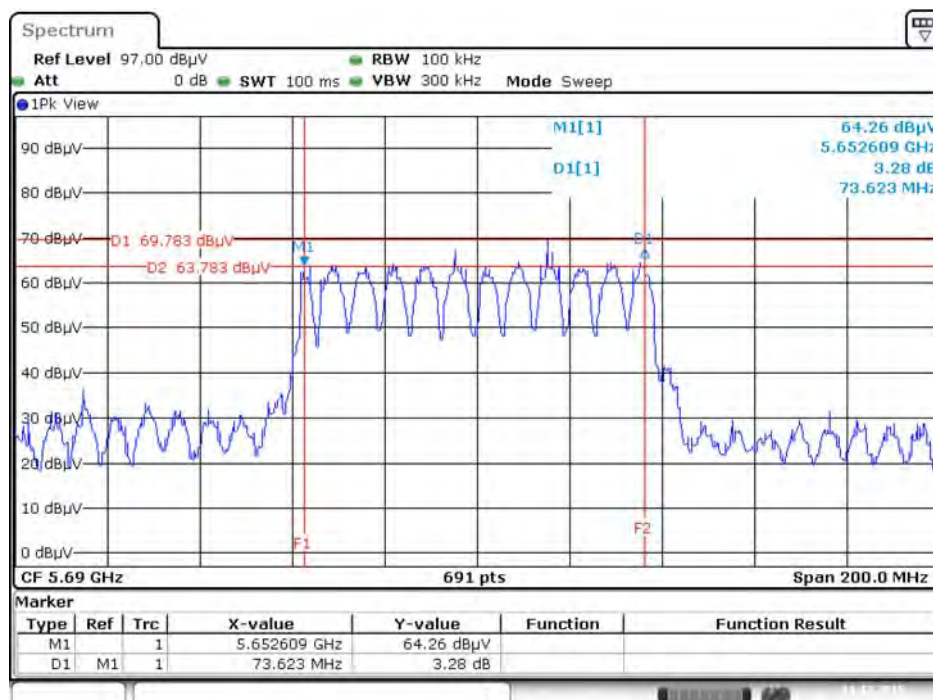
Date: 11.DEC.2015 00:31:23

6 dB Bandwidth Plot on Configuration IEEE 802.11ac MCS0/Nss1 VHT40 / Chain 1 + Chain 2 + Chain 3 + Chain 4 / 5710 MHz



Date: 11.DEC.2015 00:42:33

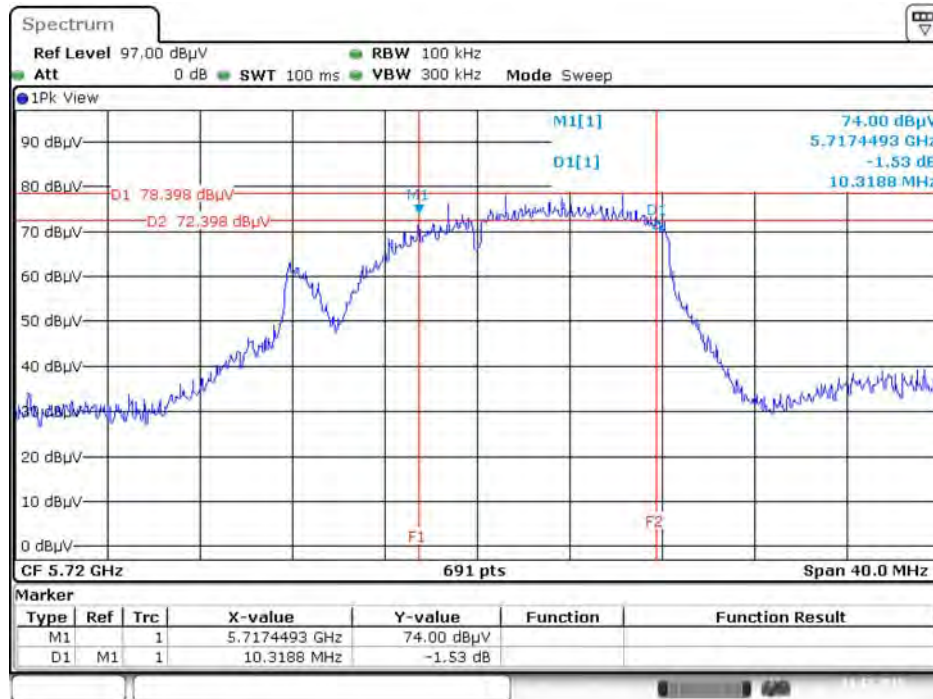
6 dB Bandwidth Plot on Configuration IEEE 802.11ac MCS0/Nss1 VHT80 / Chain 1 + Chain 2 + Chain 3 + Chain 4 / 5690 MHz



Date: 11.DEC.2015 01:47:01

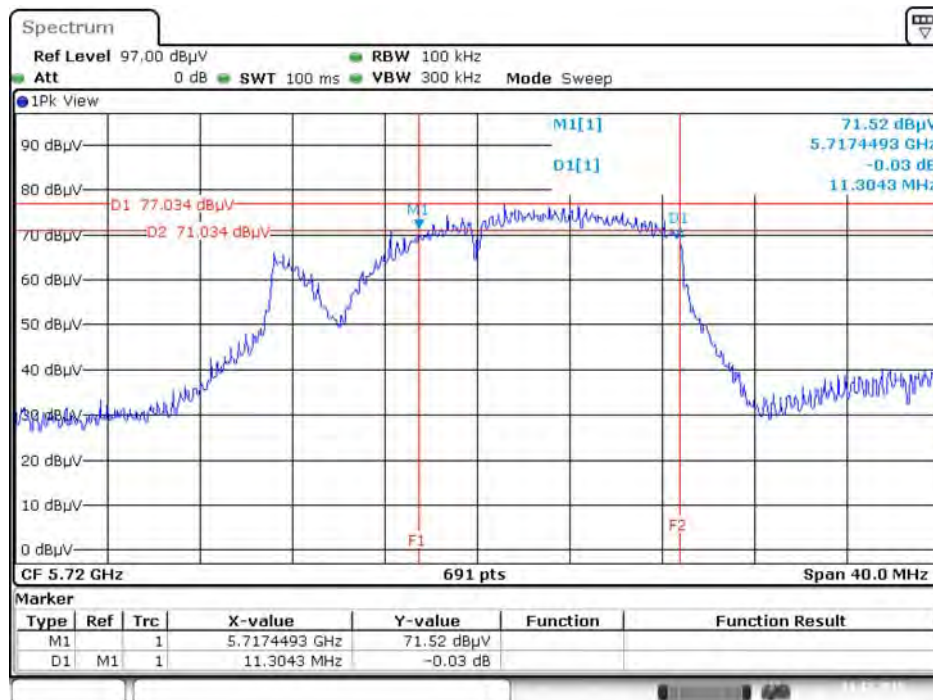
Mode 2: EUT 1 + Set 2 Sector Antenna / 4.5 dBi

6 dB Bandwidth Plot on Configuration IEEE 802.11a / Chain 1 + Chain 2 + Chain 3 + Chain 4 / 5720 MHz



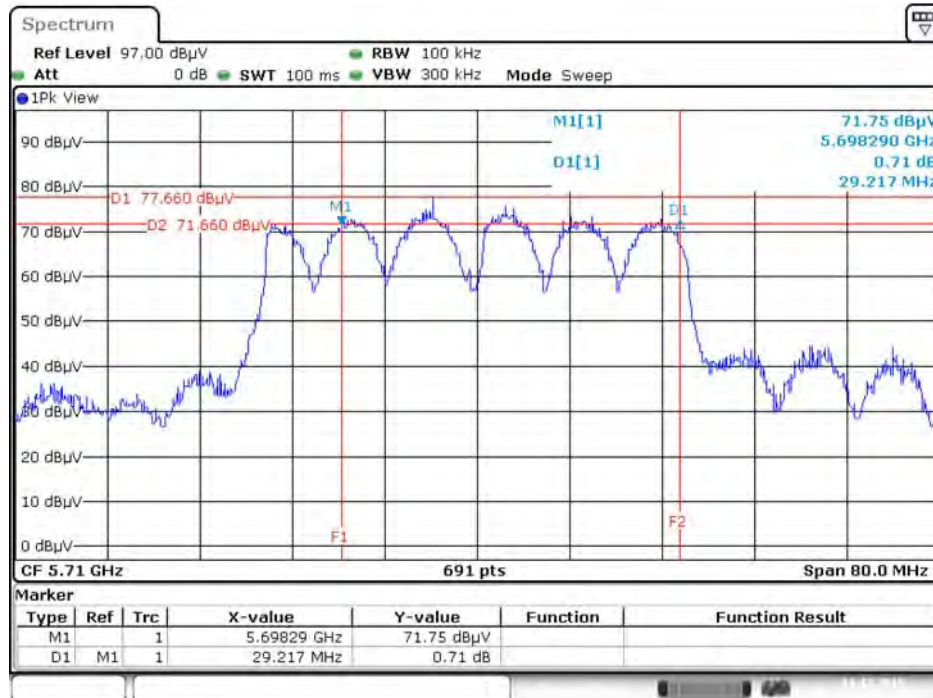
Date: 11.DEC.2015 00:21:22

6 dB Bandwidth Plot on Configuration IEEE 802.11ac MCS0/Nss1 VHT20 / Chain 1 + Chain 2 + Chain 3 + Chain 4 / 5720 MHz



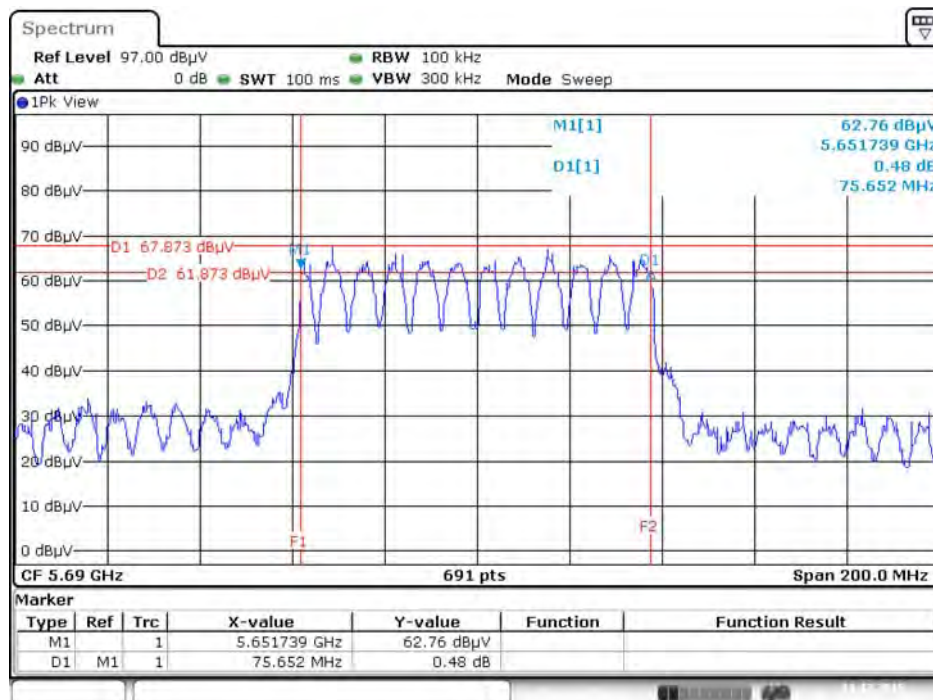
Date: 11.DEC.2015 00:31:54

6 dB Bandwidth Plot on Configuration IEEE 802.11ac MCS0/Nss1 VHT40 / Chain 1 + Chain 2 + Chain 3 + Chain 4 / 5710 MHz



Date: 11.DEC.2015 00:42:18

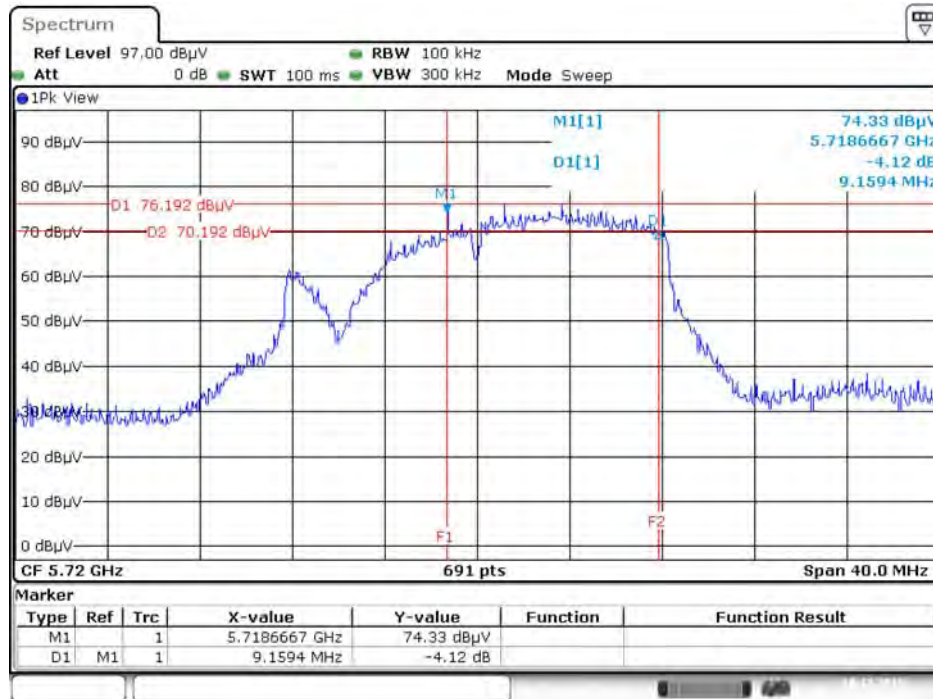
6 dB Bandwidth Plot on Configuration IEEE 802.11ac MCS0/Nss1 VHT80 / Chain 1 + Chain 2 + Chain 3 + Chain 4 / 5690 MHz



Date: 11.DEC.2015 01:46:19

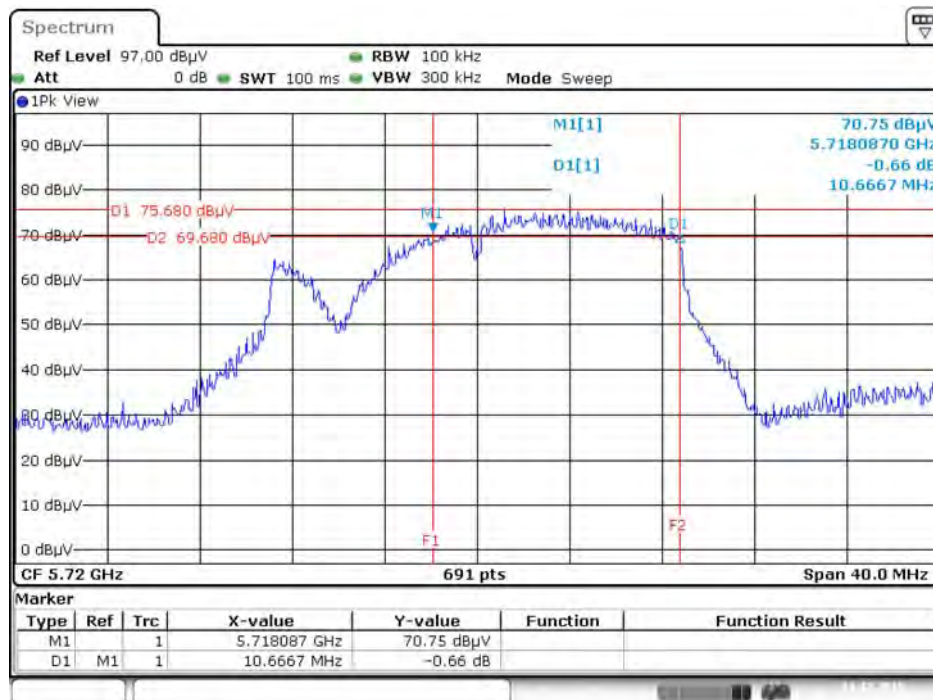
Mode 3: EUT 1 + Set 3 Sector Antenna / 5.5 dBi

6 dB Bandwidth Plot on Configuration IEEE 802.11a / Chain 1 + Chain 2 + Chain 3 + Chain 4 / 5720 MHz



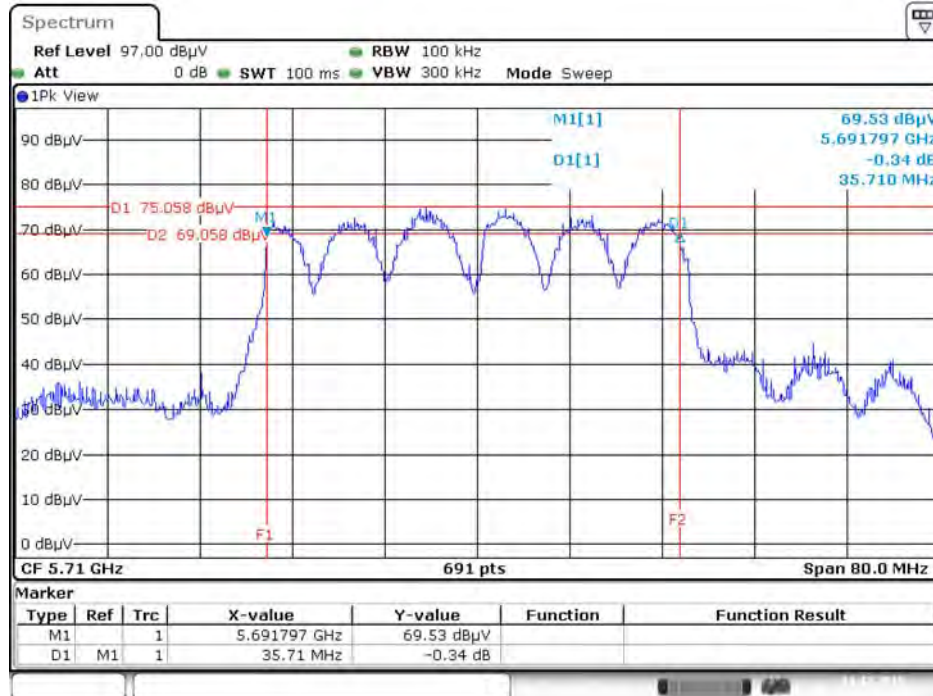
Date: 10.DEC.2015 23:28:57

6 dB Bandwidth Plot on Configuration IEEE 802.11ac MCS0/Nss1 VHT20 / Chain 1 + Chain 2 + Chain 3 + Chain 4 / 5720 MHz



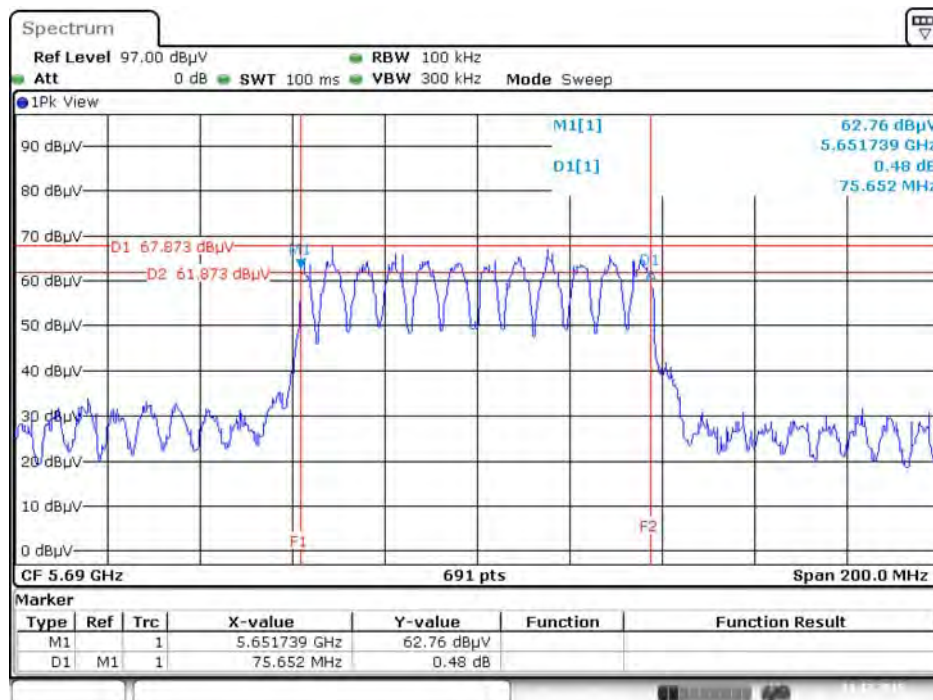
Date: 11.DEC.2015 00:30:37

6 dB Bandwidth Plot on Configuration IEEE 802.11ac MCS0/Nss1 VHT40 / Chain 1 + Chain 2 + Chain 3 + Chain 4 / 5710 MHz



Date: 11.DEC.2015 00:41:50

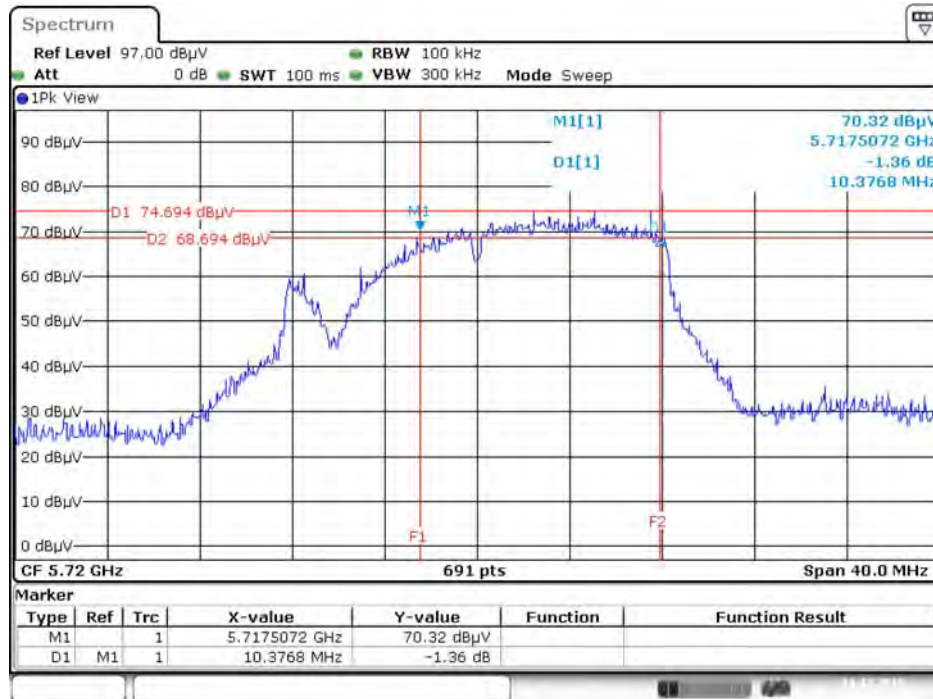
6 dB Bandwidth Plot on Configuration IEEE 802.11ac MCS0/Nss1 VHT80 / Chain 1 + Chain 2 + Chain 3 + Chain 4 / 5690 MHz



Date: 11.DEC.2015 01:46:19

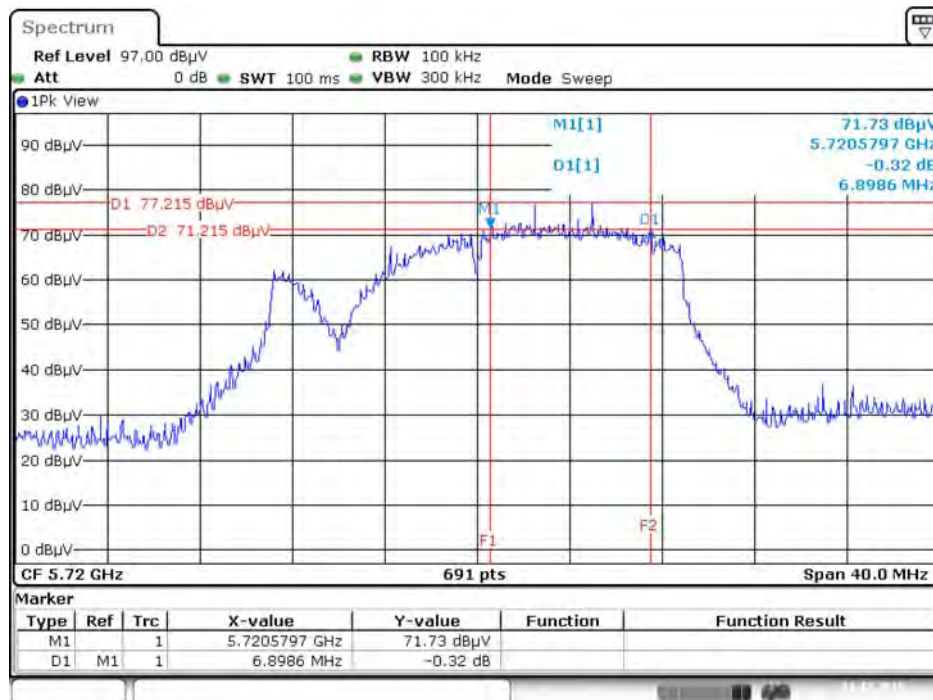
Mode 4: EUT 1 + Set 4 Sector Antenna / 7.5 dBi

6 dB Bandwidth Plot on Configuration IEEE 802.11a / Chain 1 + Chain 2 + Chain 3 + Chain 4 / 5720 MHz



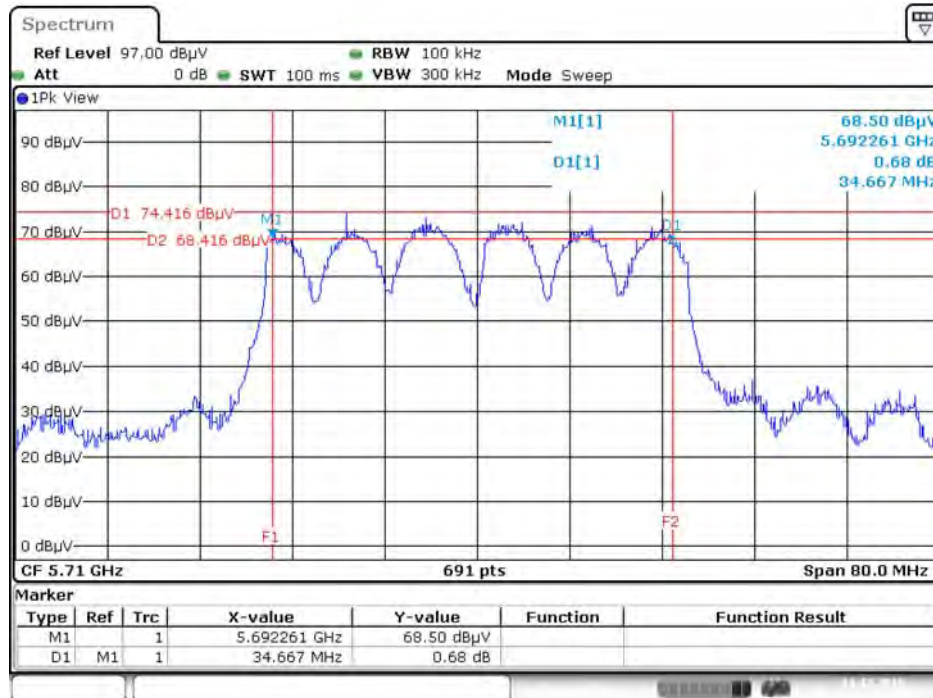
Date: 11.DEC.2015 00:22:04

6 dB Bandwidth Plot on Configuration IEEE 802.11ac MCS0/Nss1 VHT20 / Chain 1 + Chain 2 + Chain 3 + Chain 4 / 5720 MHz



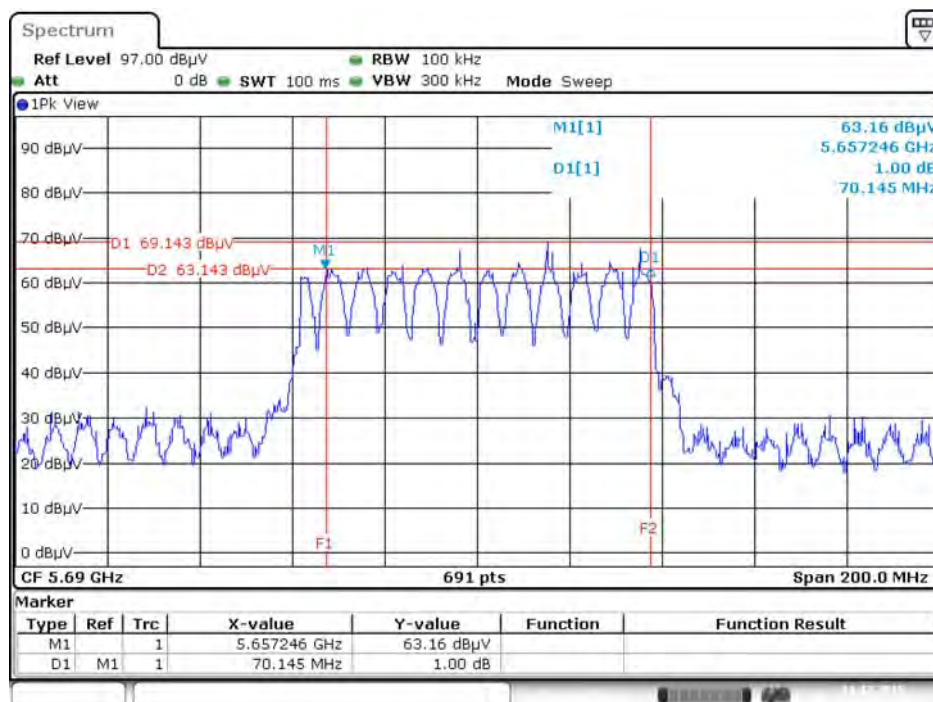
Date: 11.DEC.2015 00:32:35

6 dB Bandwidth Plot on Configuration IEEE 802.11ac MCS0/Nss1 VHT40 / Chain 1 + Chain 2 + Chain 3 + Chain 4 / 5710 MHz



Date: 11.DEC.2015 00:43:30

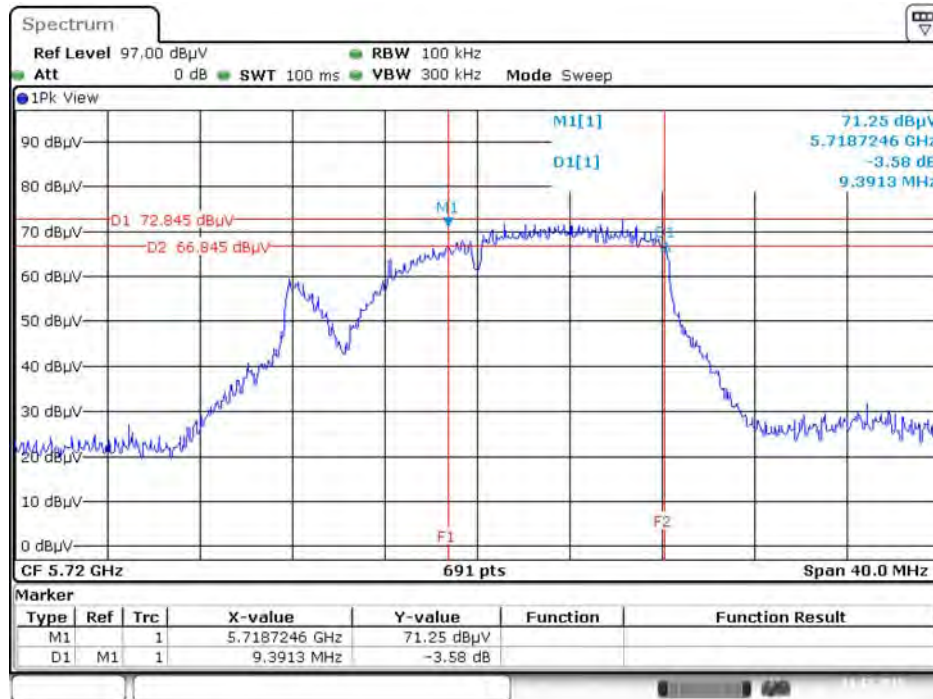
6 dB Bandwidth Plot on Configuration IEEE 802.11ac MCS0/Nss1 VHT80 / Chain 1 + Chain 2 + Chain 3 + Chain 4 / 5690 MHz



Date: 11.DEC.2015 01:49:54

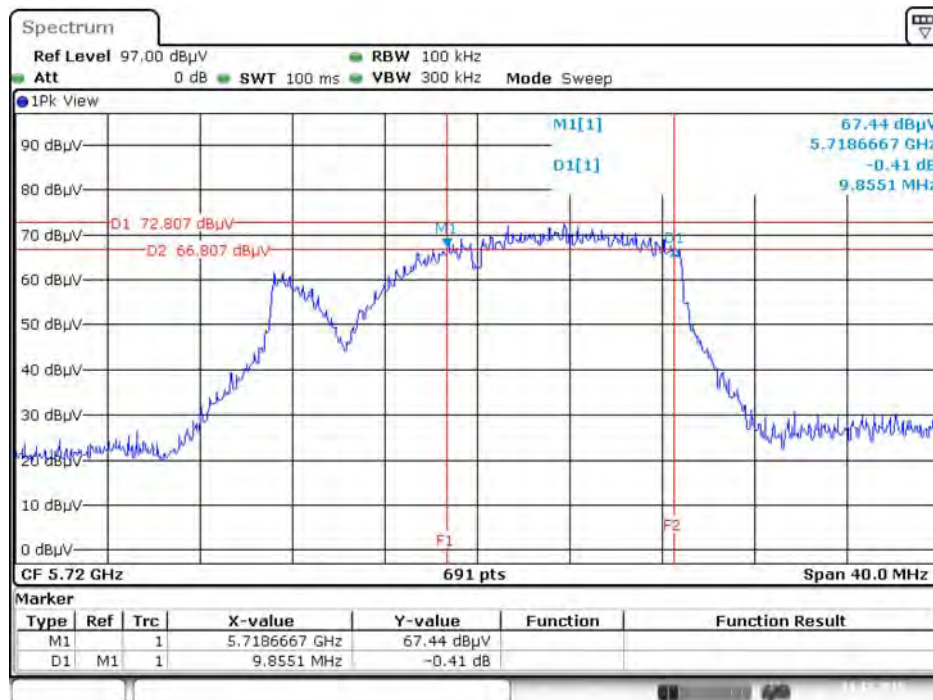
Mode 5: EUT 1 + Set 5 Panel Antenna / 6 dBi

6 dB Bandwidth Plot on Configuration IEEE 802.11a / Chain 1 + Chain 2 + Chain 3 + Chain 4 / 5720 MHz



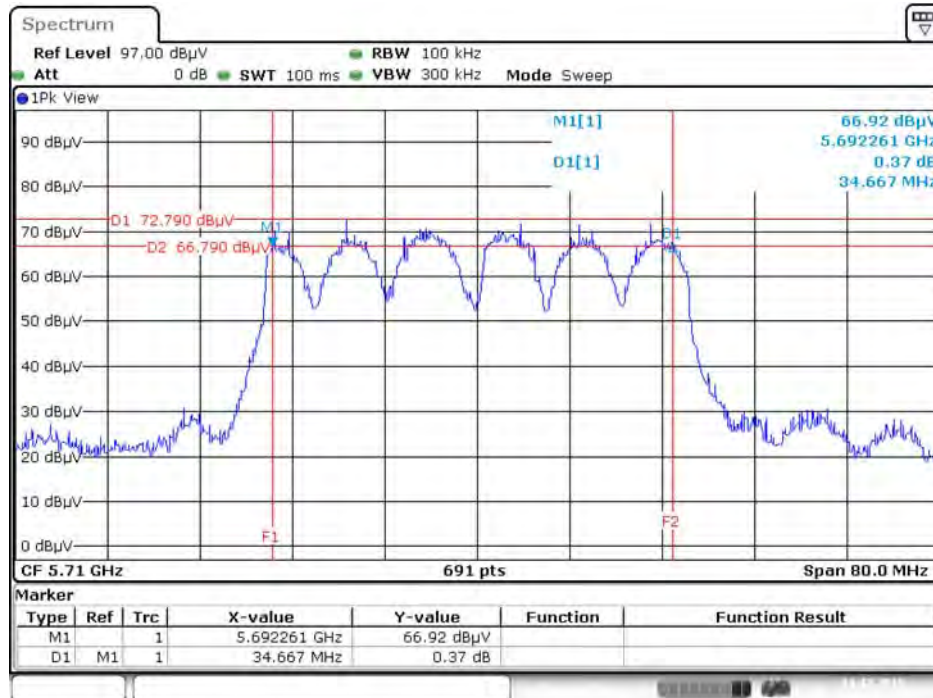
Date: 11.DEC.2015 00:22:22

6 dB Bandwidth Plot on Configuration IEEE 802.11ac MCS0/Nss1 VHT20 / Chain 1 + Chain 2 + Chain 3 + Chain 4 / 5720 MHz



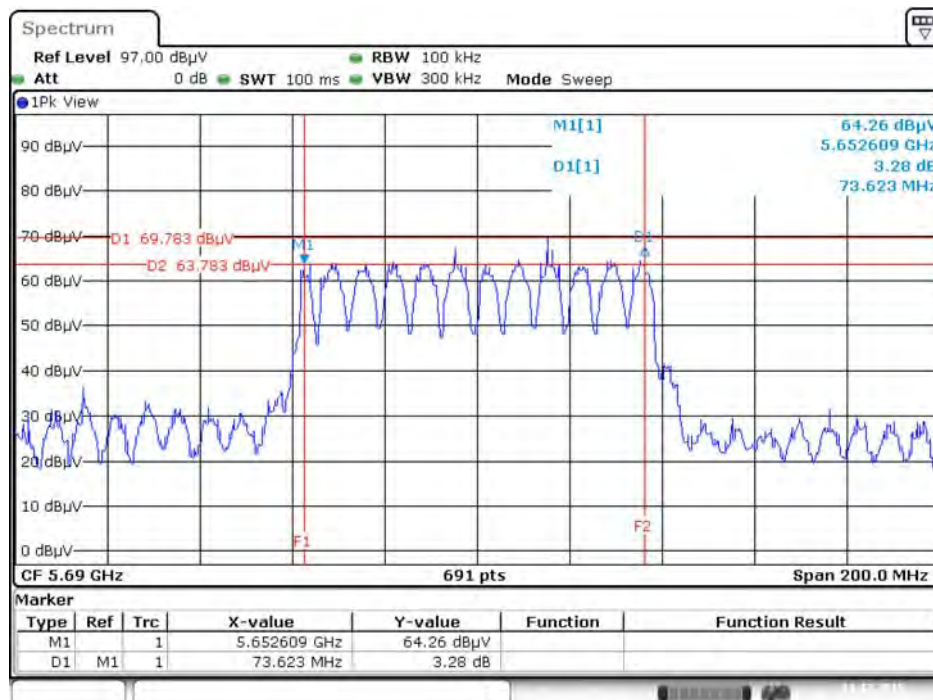
Date: 11.DEC.2015 00:32:51

6 dB Bandwidth Plot on Configuration IEEE 802.11ac MCS0/Nss1 VHT40 / Chain 1 + Chain 2 + Chain 3 + Chain 4 / 5710 MHz



Date: 11.DEC.2015 00:43:53

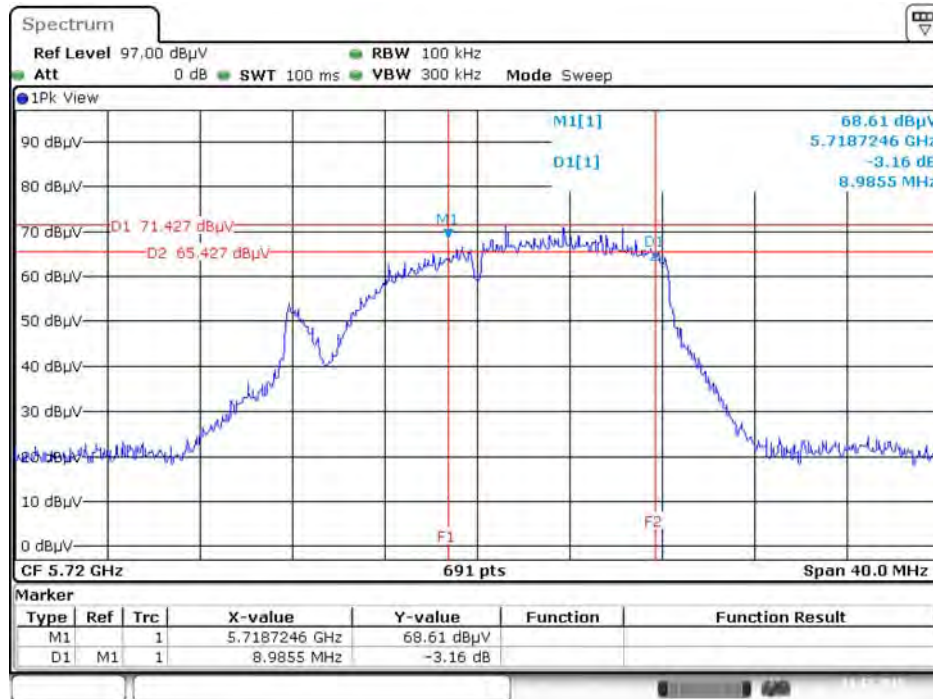
6 dB Bandwidth Plot on Configuration IEEE 802.11ac MCS0/Nss1 VHT80 / Chain 1 + Chain 2 + Chain 3 + Chain 4 / 5690 MHz



Date: 11.DEC.2015 01:47:01

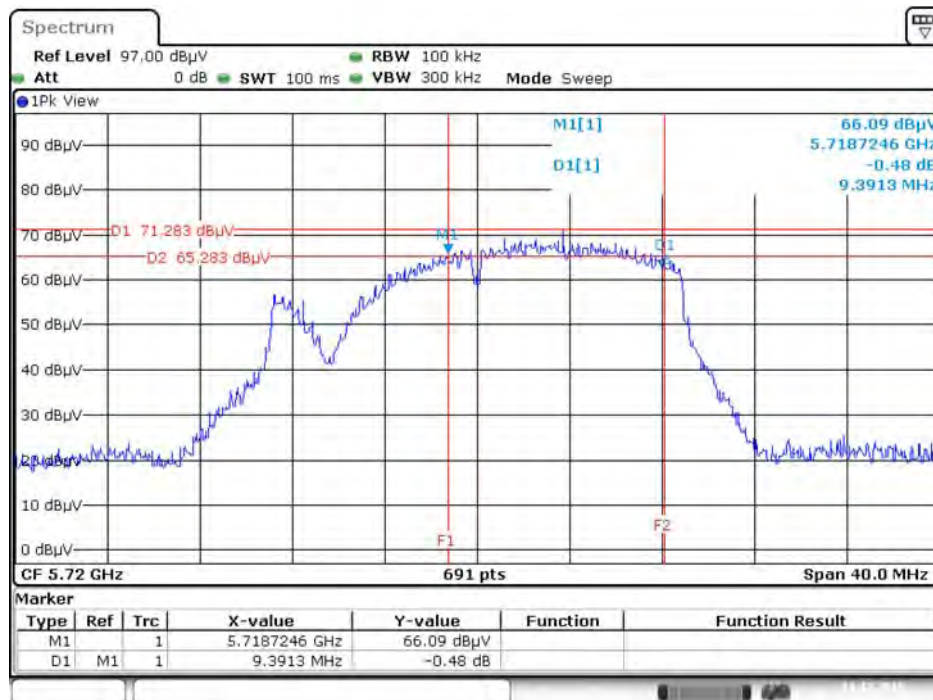
Mode 6: EUT 1 + Set 7 Sector Antenna / 11.5 dBi

6 dB Bandwidth Plot on Configuration IEEE 802.11a / Chain 1 + Chain 2 + Chain 3 + Chain 4 / 5720 MHz



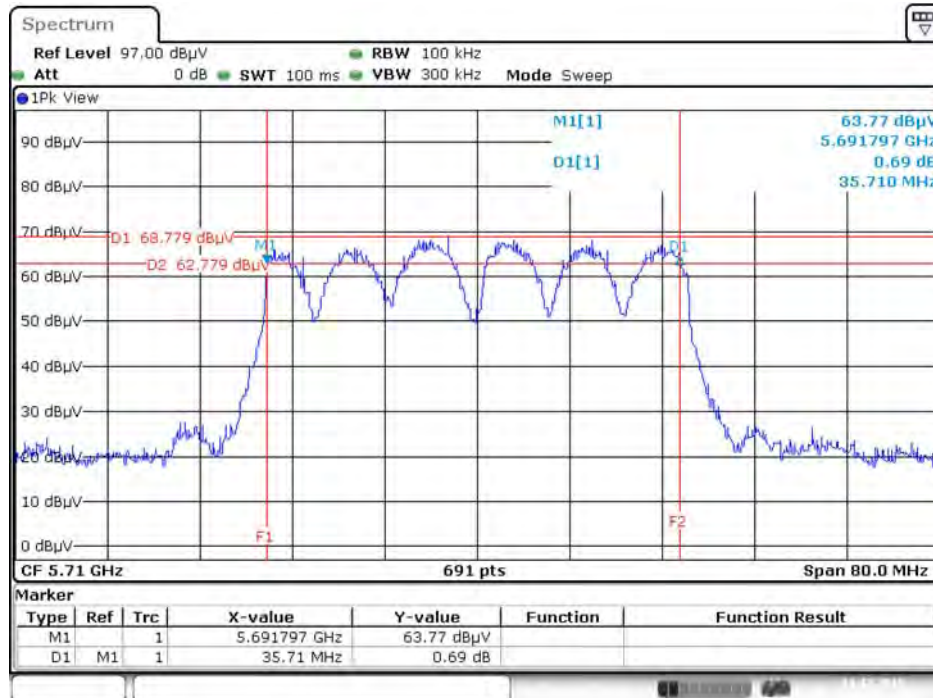
Date: 11.DEC.2015 00:21:41

6 dB Bandwidth Plot on Configuration IEEE 802.11ac MCS0/Nss1 VHT20 / Chain 1 + Chain 2 + Chain 3 + Chain 4 / 5720 MHz



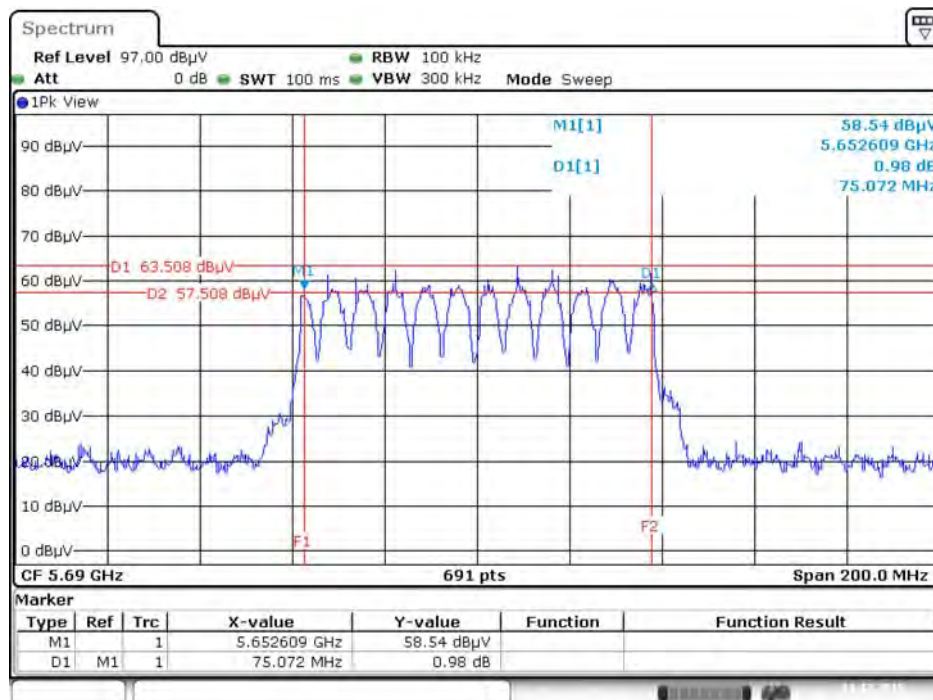
Date: 11.DEC.2015 00:32:11

6 dB Bandwidth Plot on Configuration IEEE 802.11ac MCS0/Nss1 VHT40 / Chain 1 + Chain 2 + Chain 3 + Chain 4 / 5710 MHz



Date: 11.DEC.2015 00:43:14

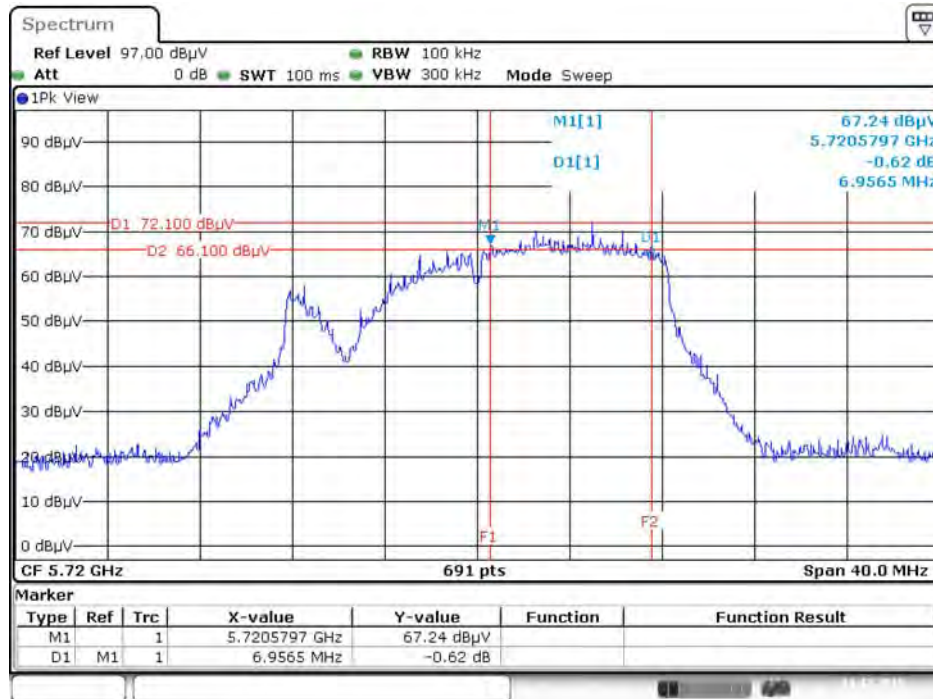
6 dB Bandwidth Plot on Configuration IEEE 802.11ac MCS0/Nss1 VHT80 / Chain 1 + Chain 2 + Chain 3 + Chain 4 / 5690 MHz



Date: 11.DEC.2015 01:49:16

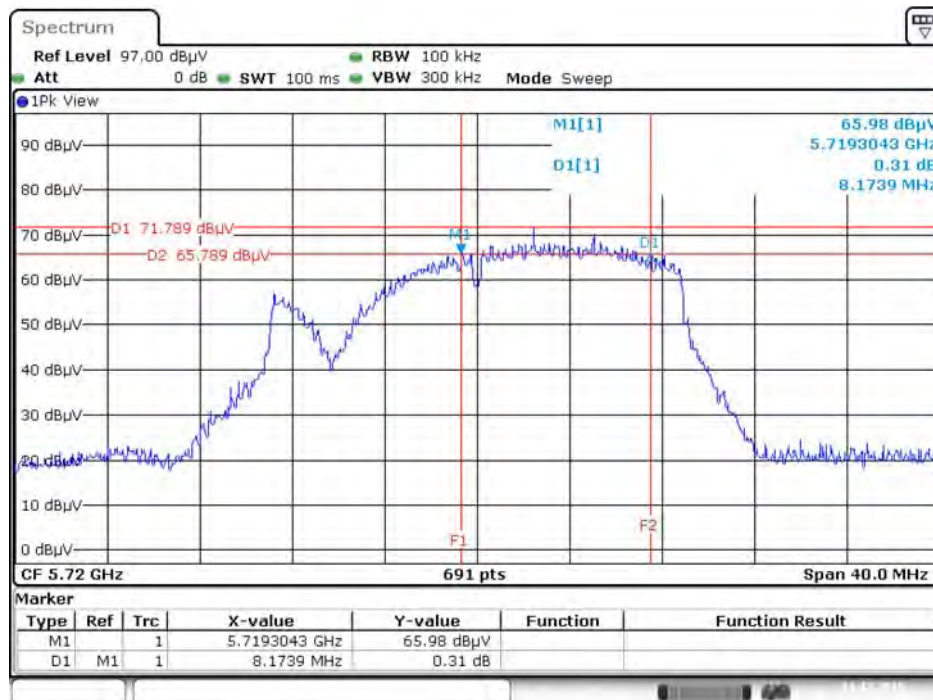
Mode 7: EUT 1 + Set 8 Sector Antenna / 12 dBi

6 dB Bandwidth Plot on Configuration IEEE 802.11a / Chain 1 + Chain 2 + Chain 3 + Chain 4 / 5720 MHz



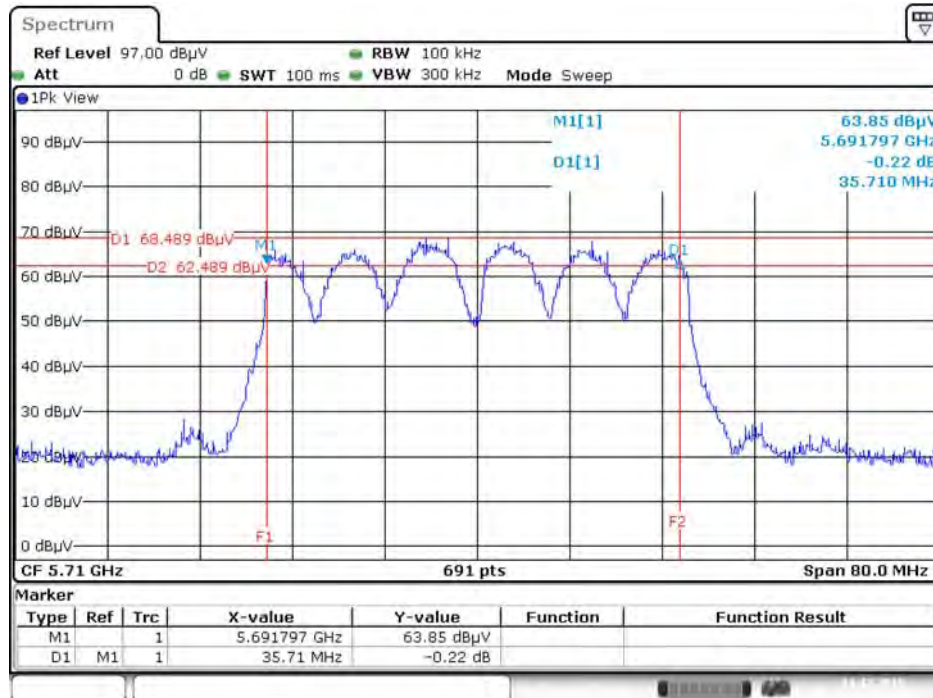
Date: 11.DEC.2015 00:21:01

6 dB Bandwidth Plot on Configuration IEEE 802.11ac MCS0/Nss1 VHT20 / Chain 1 + Chain 2 + Chain 3 + Chain 4 / 5720 MHz



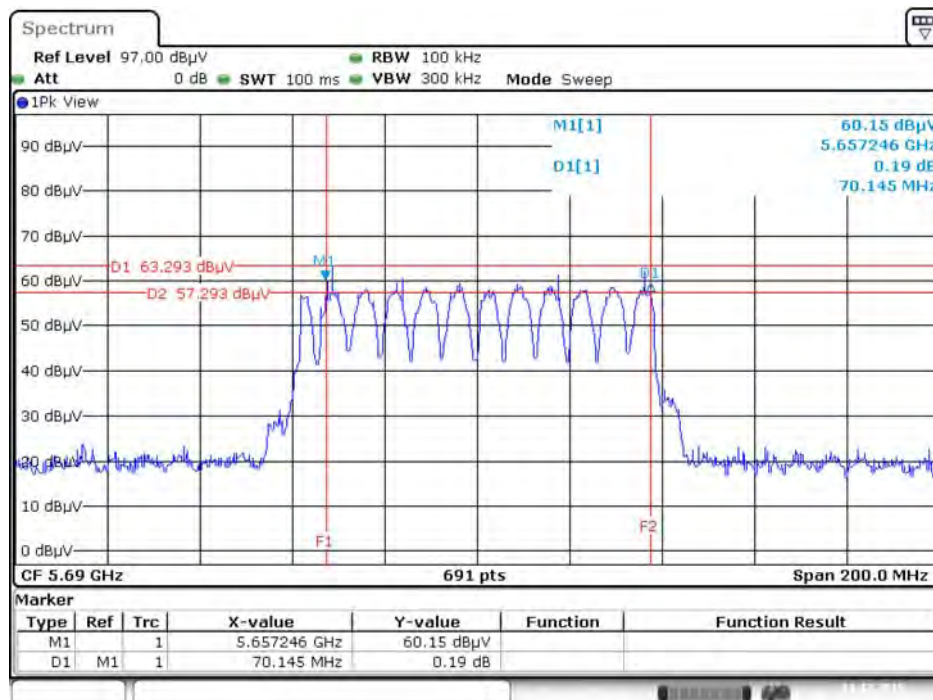
Date: 11.DEC.2015 00:31:39

6 dB Bandwidth Plot on Configuration IEEE 802.11ac MCS0/Nss1 VHT40 / Chain 1 + Chain 2 + Chain 3 + Chain 4 / 5710 MHz



Date: 11.DEC.2015 00:42:57

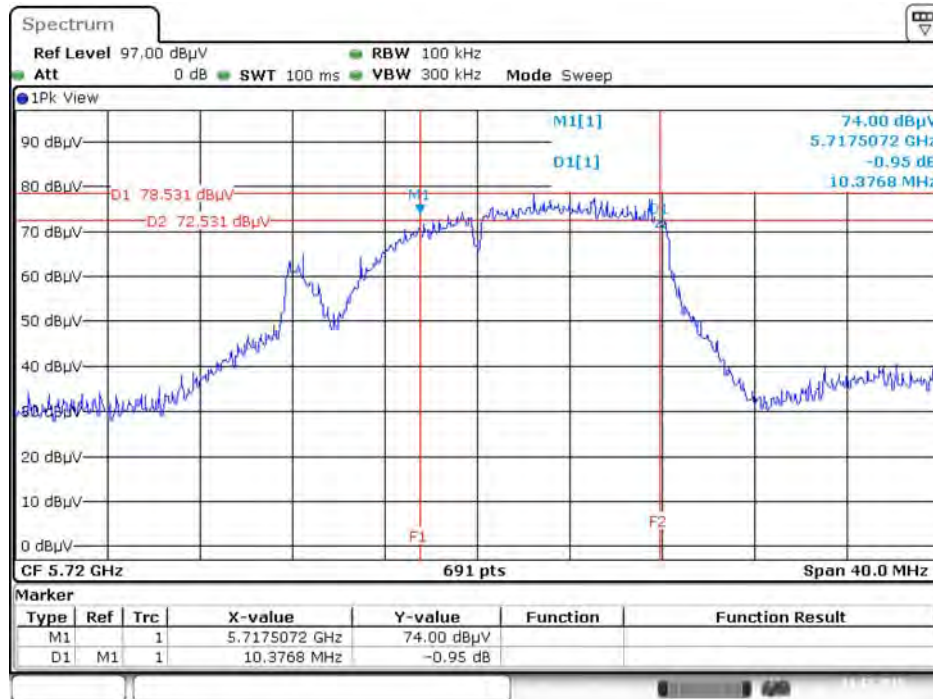
6 dB Bandwidth Plot on Configuration IEEE 802.11ac MCS0/Nss1 VHT80 / Chain 1 + Chain 2 + Chain 3 + Chain 4 / 5690 MHz



Date: 11.DEC.2015 01:48:32

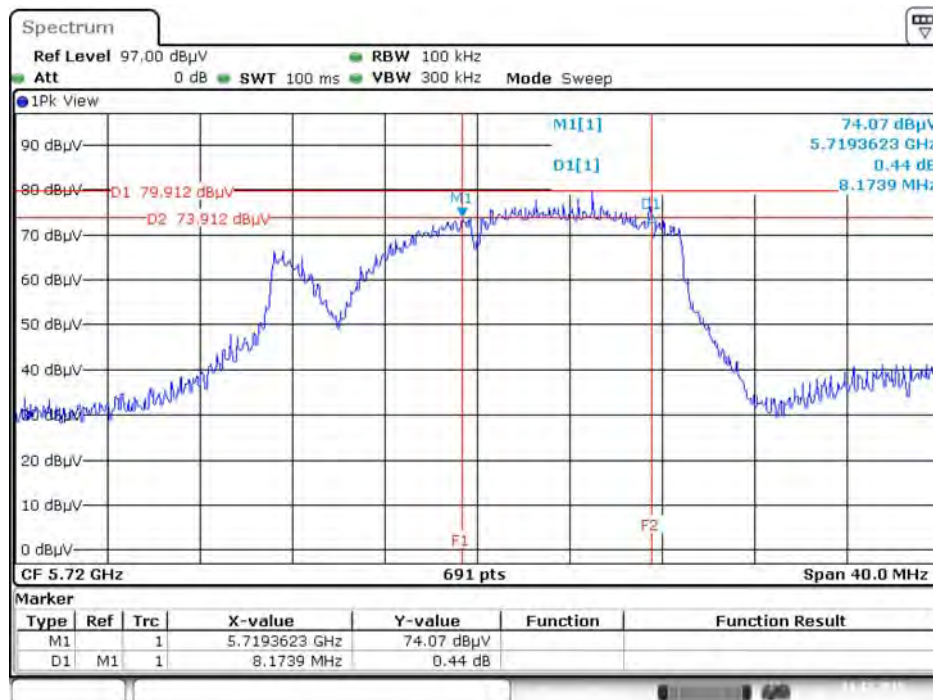
Mode 8: EUT 1 + Set 9 Sector Antenna / 4 dBi

6 dB Bandwidth Plot on Configuration IEEE 802.11a / Chain 1 + Chain 2 + Chain 3 + Chain 4 / 5720 MHz



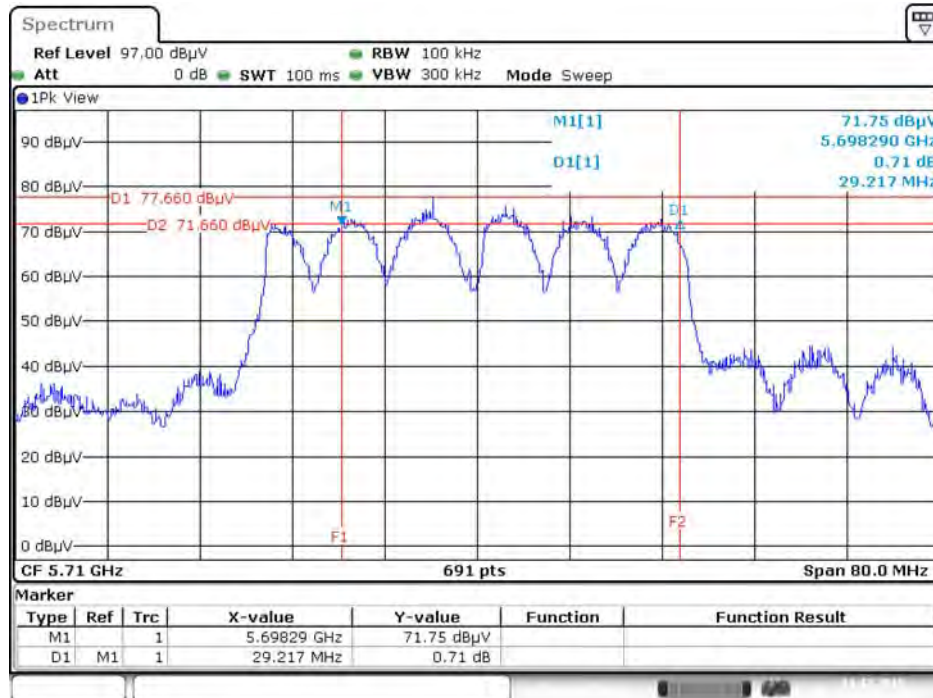
Date: 11.DEC.2015 00:20:09

6 dB Bandwidth Plot on Configuration IEEE 802.11ac MCS0/Nss1 VHT20 / Chain 1 + Chain 2 + Chain 3 + Chain 4 / 5720 MHz

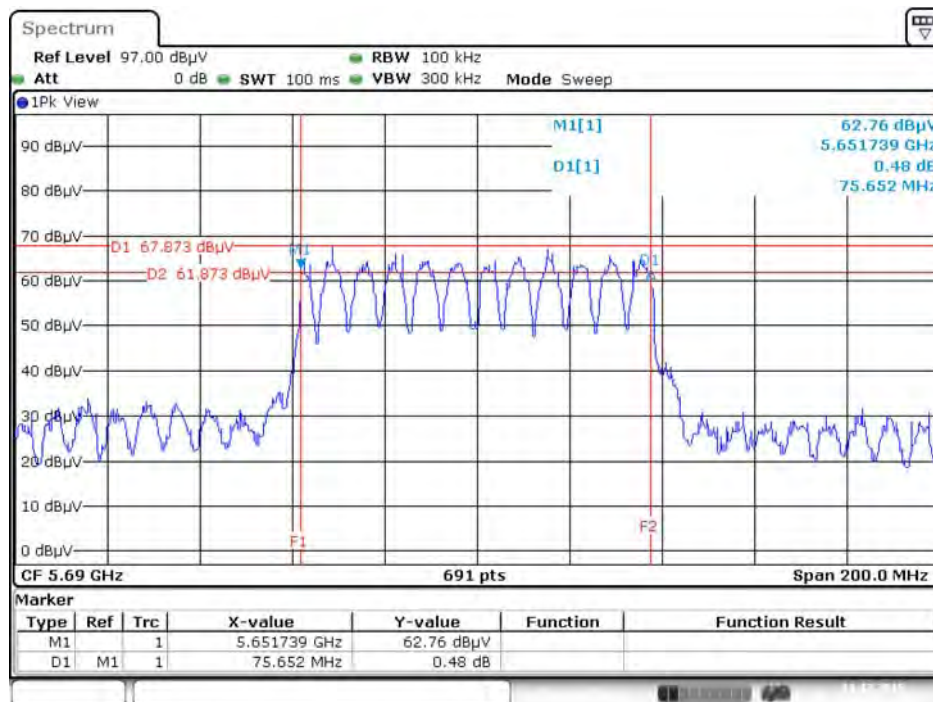


Date: 11.DEC.2015 00:30:55

6 dB Bandwidth Plot on Configuration IEEE 802.11ac MCS0/Nss1 VHT40 / Chain 1 + Chain 2 + Chain 3 + Chain 4 / 5710 MHz

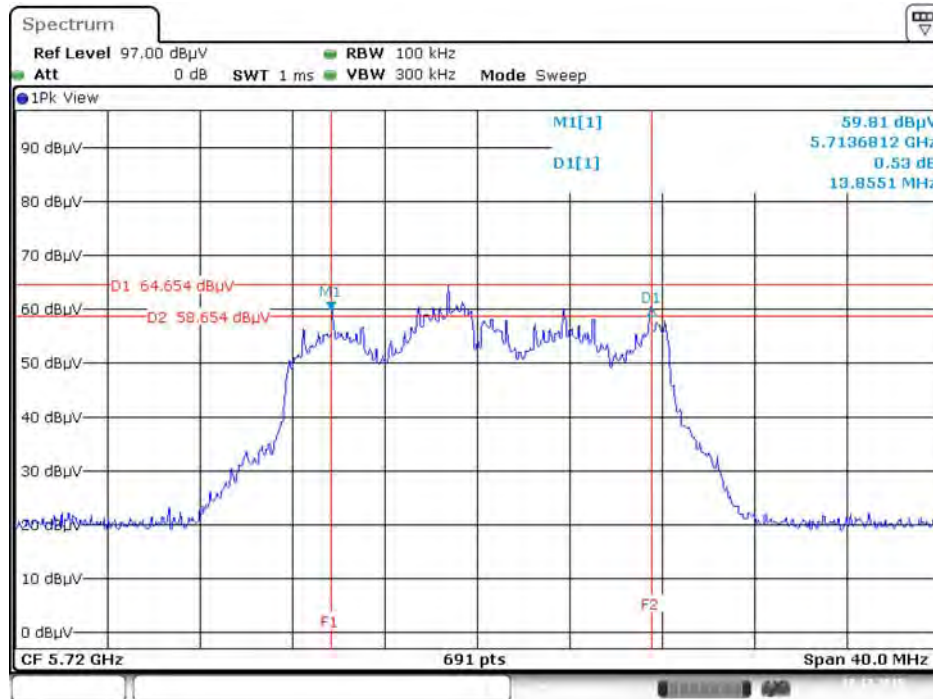


6 dB Bandwidth Plot on Configuration IEEE 802.11ac MCS0/Nss1 VHT80 / Chain 1 + Chain 2 + Chain 3 + Chain 4 / 5690 MHz



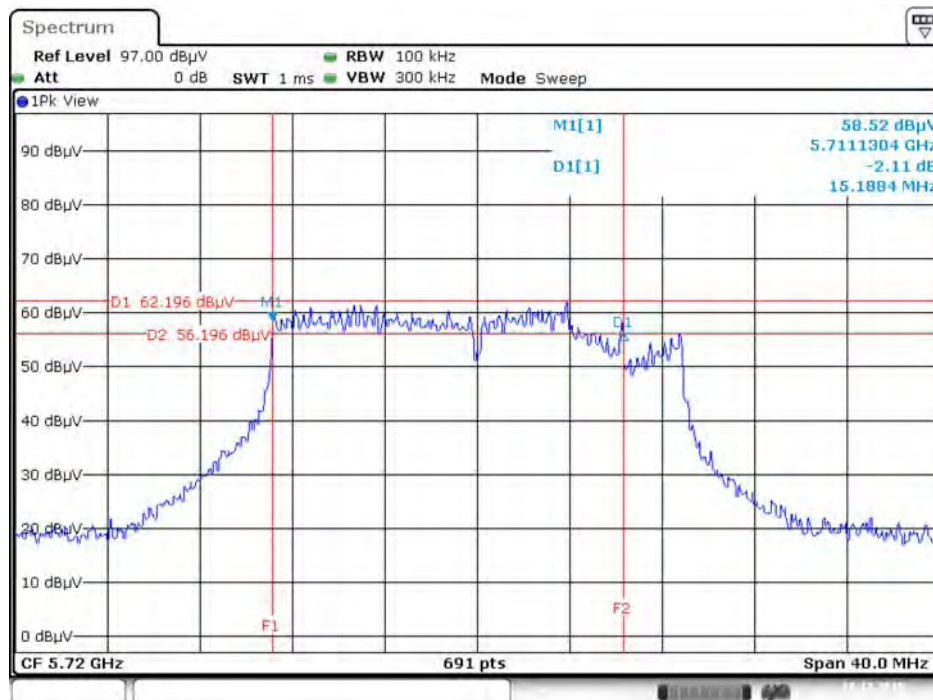
Mode 9: EUT 1 + Set 10 Panel Antenna / 23 dBi

6 dB Bandwidth Plot on Configuration IEEE 802.11a / Chain 1 + Chain 2 + Chain 3 + Chain 4 / 5720 MHz



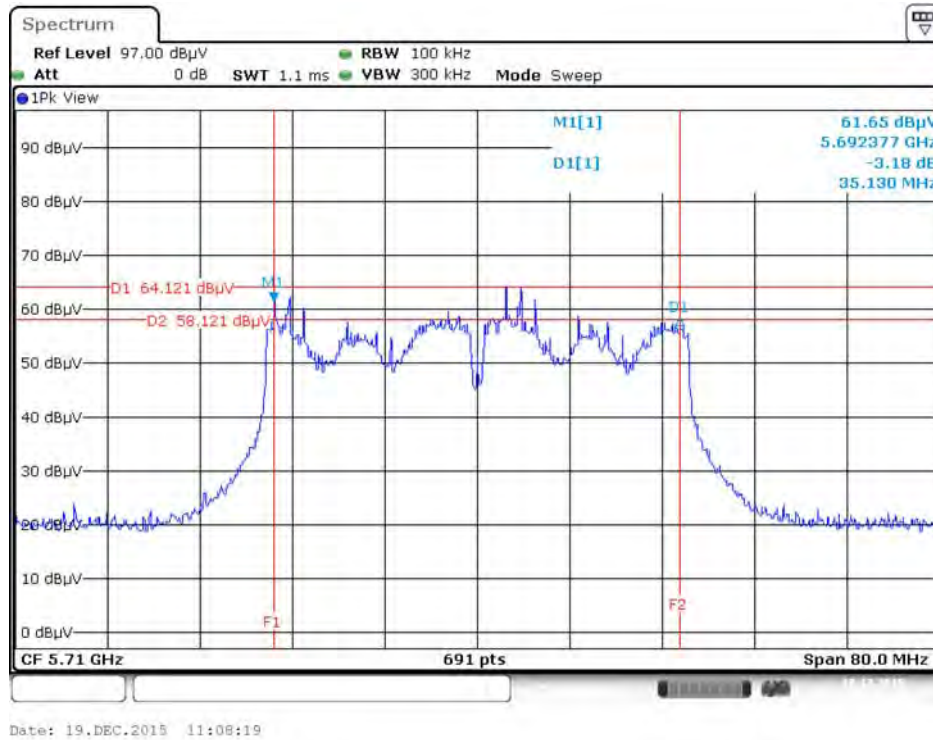
Date: 19.DEC.2015 11:27:54

6 dB Bandwidth Plot on Configuration IEEE 802.11ac MCS0/Nss1 VHT20 / Chain 1 + Chain 2 + Chain 3 + Chain 4 / 5720 MHz

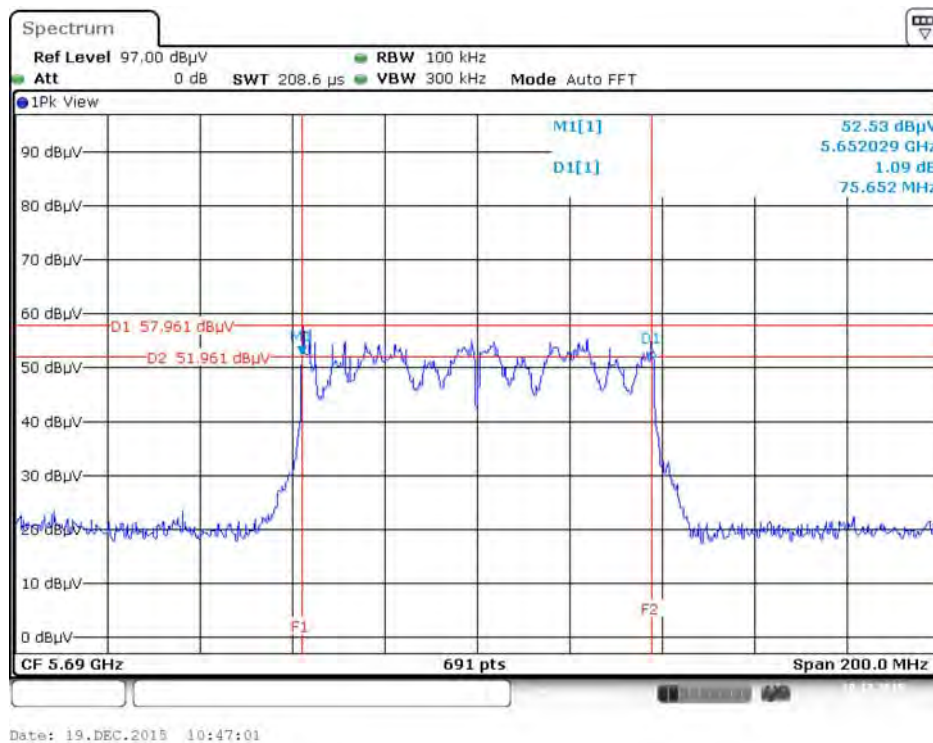


Date: 19.DEC.2015 11:22:49

6 dB Bandwidth Plot on Configuration IEEE 802.11ac MCS0/Nss1 VHT40 / Chain 1 + Chain 2 + Chain 3 + Chain 4 / 5710 MHz

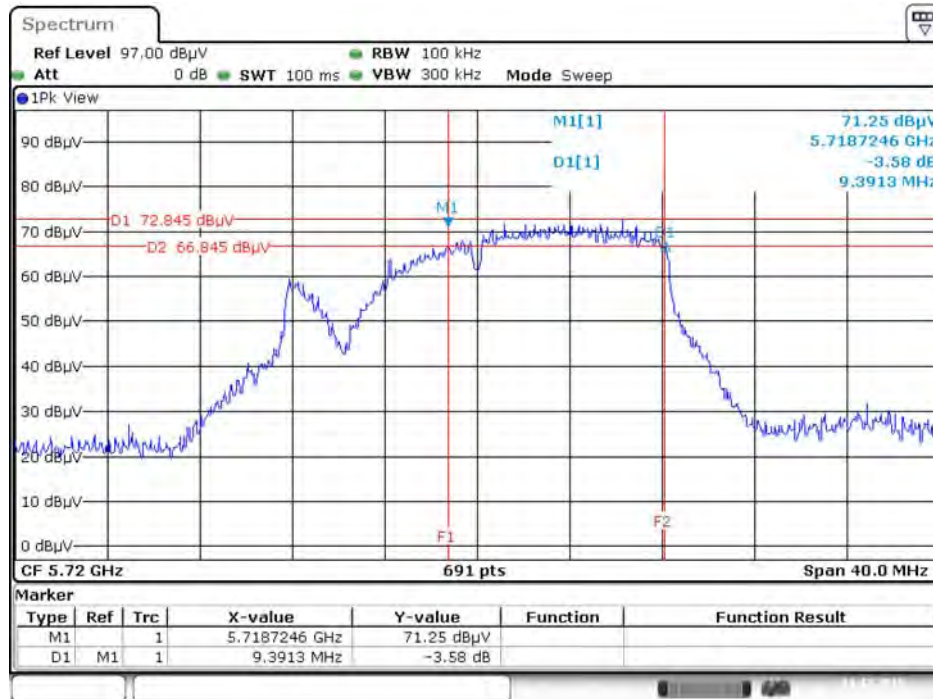


6 dB Bandwidth Plot on Configuration IEEE 802.11ac MCS0/Nss1 VHT80 / Chain 1 + Chain 2 + Chain 3 + Chain 4 / 5690 MHz



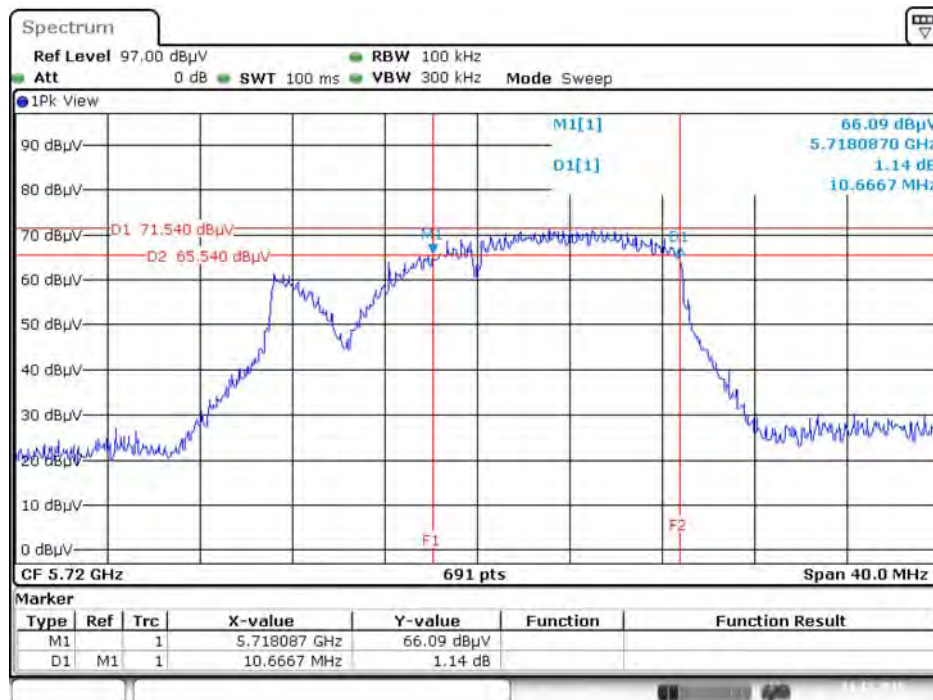
Mode 10: EUT 1 + Set 11 Omni Antenna / 6 dBi

6 dB Bandwidth Plot on Configuration IEEE 802.11a / Chain 1 + Chain 2 + Chain 3 + Chain 4 / 5720 MHz



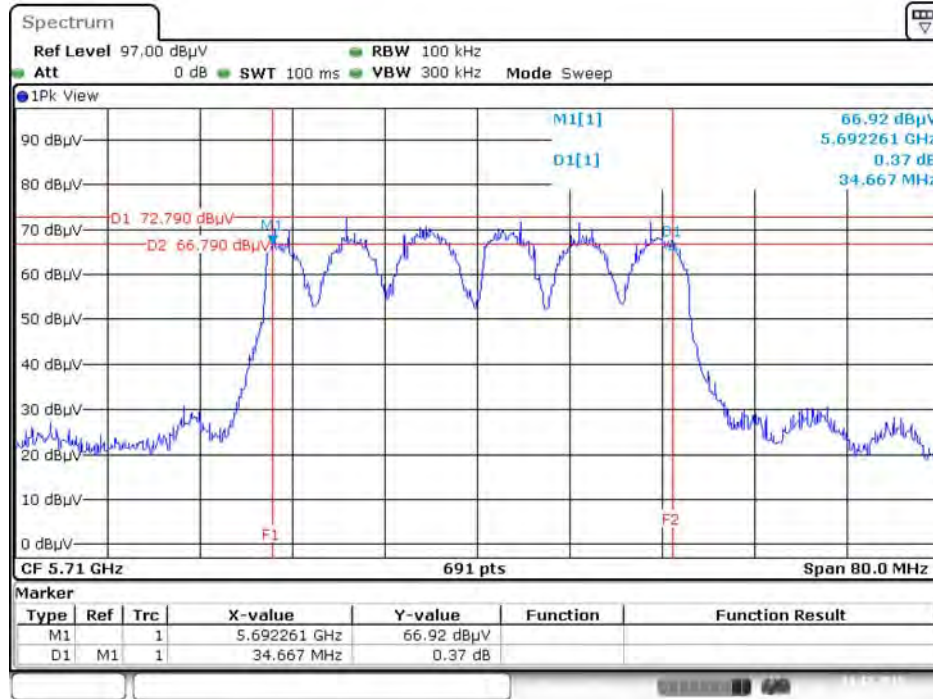
Date: 11.DEC.2015 00:22:22

6 dB Bandwidth Plot on Configuration IEEE 802.11ac MCS0/Nss1 VHT20 / Chain 1 + Chain 2 + Chain 3 + Chain 4 / 5720 MHz



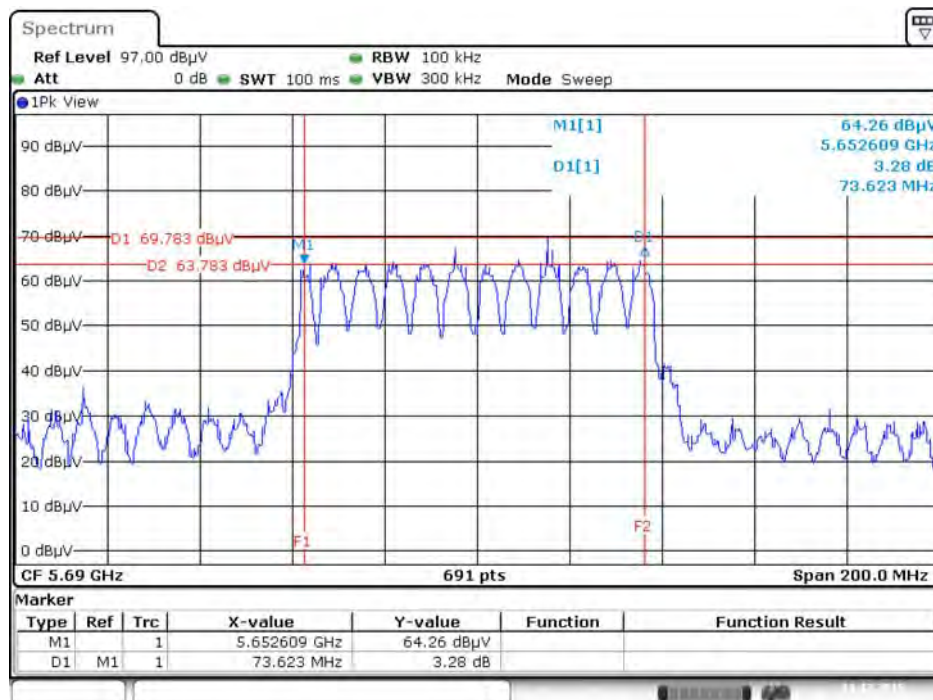
Date: 11.DEC.2015 00:32:58

6 dB Bandwidth Plot on Configuration IEEE 802.11ac MCS0/Nss1 VHT40 / Chain 1 + Chain 2 + Chain 3 + Chain 4 / 5710 MHz



Date: 11.DEC.2015 00:43:53

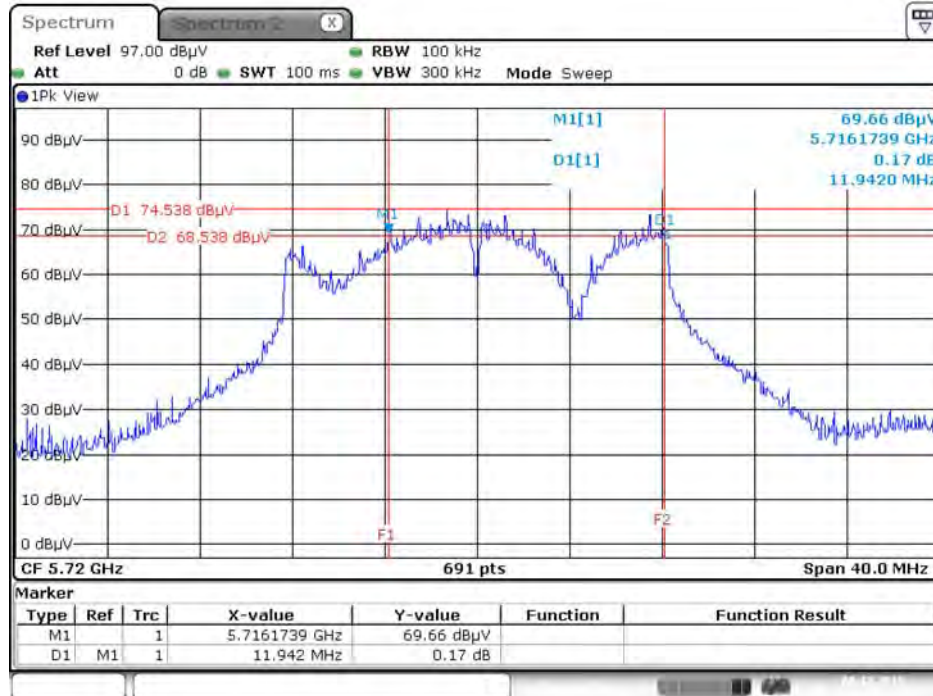
6 dB Bandwidth Plot on Configuration IEEE 802.11ac MCS0/Nss1 VHT80 / Chain 1 + Chain 2 + Chain 3 + Chain 4 / 5690 MHz



Date: 11.DEC.2015 01:47:01

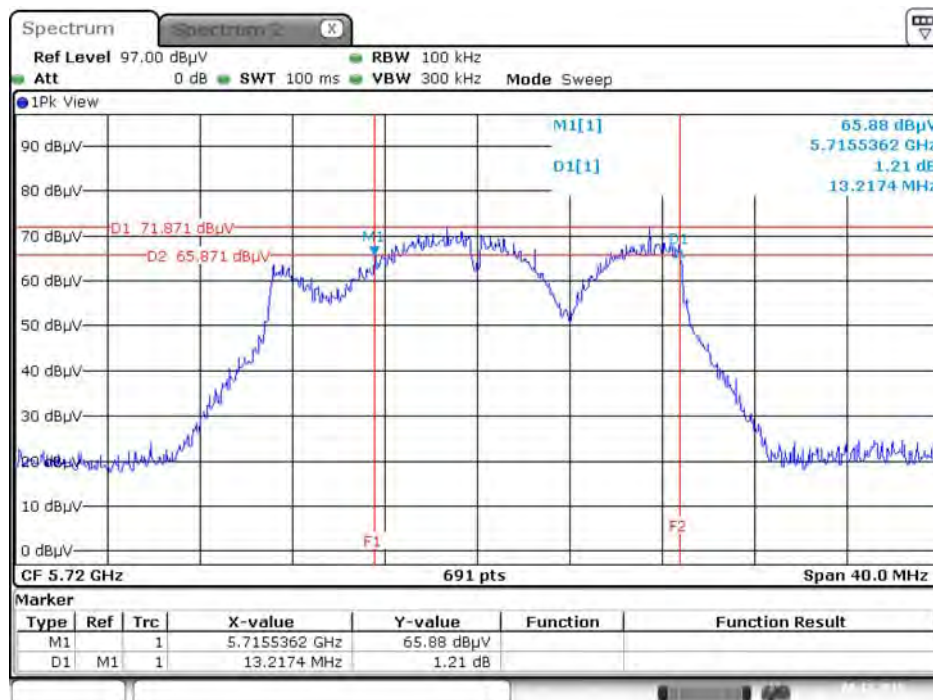
Mode 11: EUT 2 + Set 12 PIFA Antenna / Chain1:5.96 dBi, Chain2:5.97 dBi, Chain3:6.25 dBi, Chain4:6.08 dBi

6 dB Bandwidth Plot on Configuration IEEE 802.11a / Chain 1 + Chain 2 + Chain 3 + Chain 4 / 5720 MHz



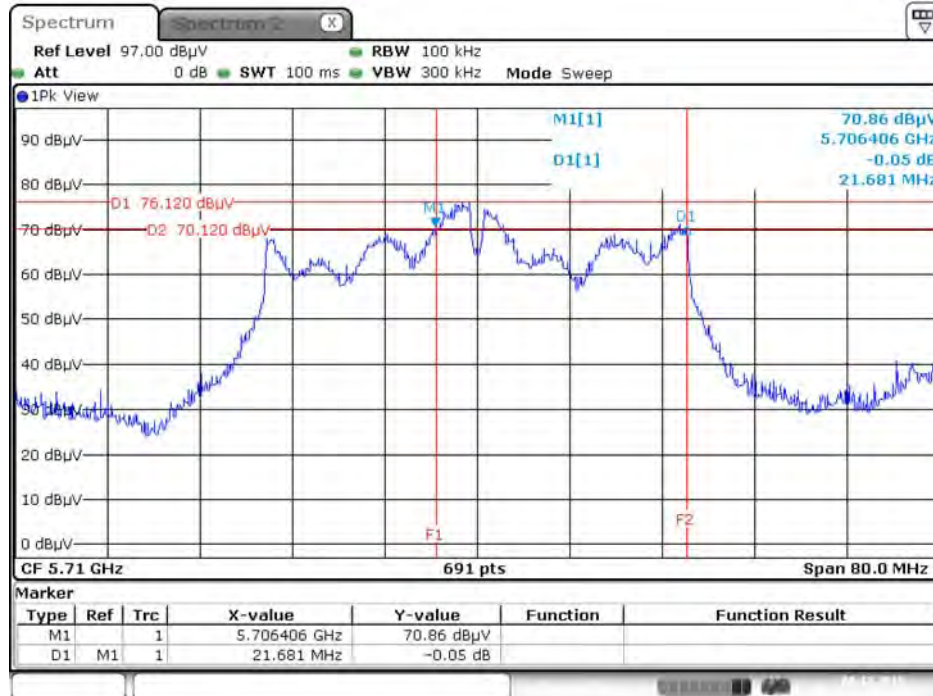
Date: 8.DEC.2015 02:52:16

6 dB Bandwidth Plot on Configuration IEEE 802.11ac MCS0/Nss1 VHT20 / Chain 1 + Chain 2 + Chain 3 + Chain 4 / 5720 MHz



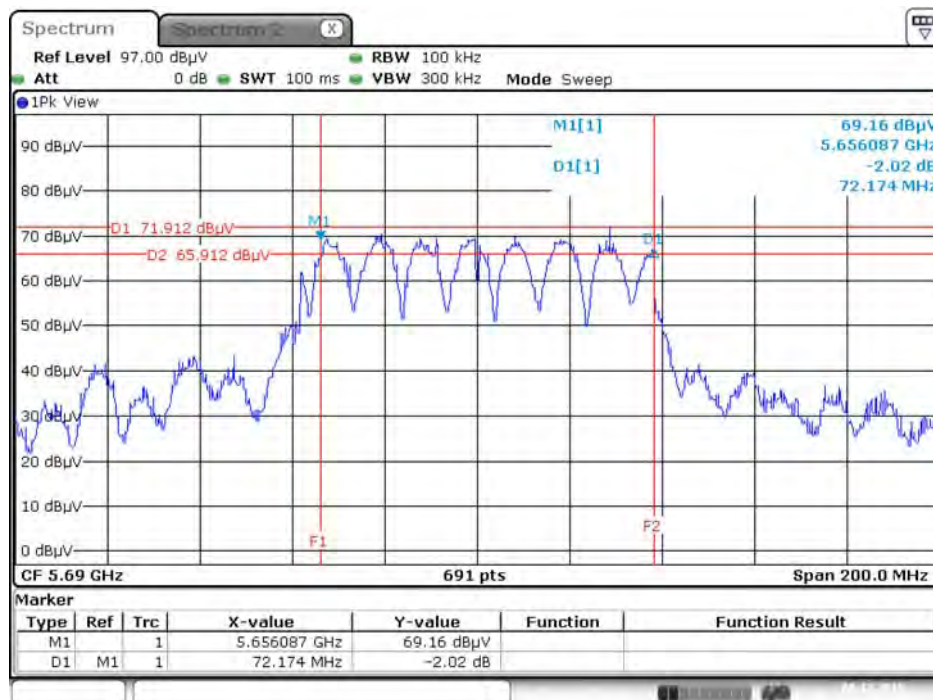
Date: 8.DEC.2015 02:52:33

6 dB Bandwidth Plot on Configuration IEEE 802.11ac MCS0/Nss1 VHT40 / Chain 1 + Chain 2 + Chain 3 + Chain 4 / 5710 MHz



Date: 8.DEC.2015 02:49:01

6 dB Bandwidth Plot on Configuration IEEE 802.11ac MCS0/Nss1 VHT80 / Chain 1 + Chain 2 + Chain 3 + Chain 4 / 5690 MHz



Date: 8.DEC.2015 02:54:59

4.3. Maximum Conducted Output Power Measurement

4.3.1. Limit

Frequency Band		Limit
<input checked="" type="checkbox"/>	5.25-5.35 GHz	The maximum conducted output power over the frequency bands of operation shall not exceed the lesser of 250 mW (24dBm) or 11 dBm 10 log B, where B is the 26 dB emission bandwidth in megahertz. If transmitting antennas of directional gain greater than 6 dBi are used, both the maximum conducted output power and the maximum power spectral density shall be reduced by the amount in dB that the directional gain of the antenna exceeds 6 dBi.
<input checked="" type="checkbox"/>	5.470-5.725 GHz	

4.3.2. Measuring Instruments and Setting

For other channel:

Please refer to section 5 of equipments list in this report. The following table is the setting of the power meter.

Power Meter Parameter	Setting
Detector	AVERAGE

For straddle channel:

Please refer to section 5 of equipments list in this report. The following table is the setting of the spectrum analyzer.

Spectrum Parameter	Setting
Attenuation	Auto
Span Frequency	Encompass the entire emissions bandwidth (EBW) of the signal
RBW	1 000 kHz
VBW	3000 kHz
Detector	RMS
Trace	Average Sweep count 100
Sweep Time	Auto

4.3.3. Test Procedures

For other channel:

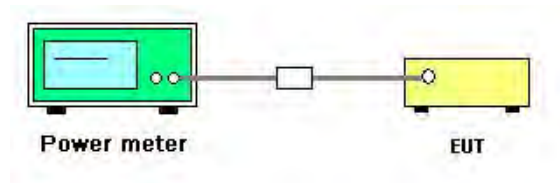
1. The transmitter output (antenna port) was connected to the power meter.
2. Test was performed in accordance with KDB789033 D02 v01 for Compliance Testing of Unlicensed National Information Infrastructure (U-NII) Devices - section (E) Maximum conducted output power =>3. Measurement using a Power Meter (PM) =>b) Method PM-G (Measurement using a gated RF average power meter).
3. Multiple antenna systems was performed in accordance with KDB662911 D01 v02r01 Emissions Testing of Transmitters with Multiple Outputs in the Same Band.
4. When measuring maximum conducted output power with multiple antenna systems, add every result of the values by mathematic formula.

For straddle channel:

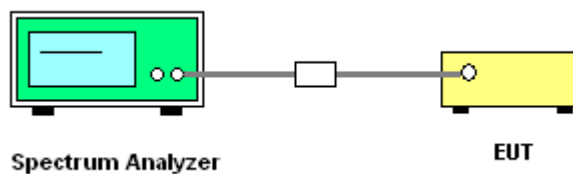
1. The transmitter output (antenna port) was connected to the spectrum analyzer.
2. Test was performed in accordance with FCC Public Notice DA 02-2138, August 30, 2002.

4.3.4. Test Setup Layout

For other channel:



For straddle channel:



4.3.5. Test Deviation

There is no deviation with the original standard.

4.3.6. EUT Operation during Test

The EUT was programmed to be in continuously transmitting mode.

4.3.7. Test Result of Maximum Conducted Output Power

Temperature	25°C	Humidity	45%
Test Engineer	Roki Liu	Test Date	Dec. 11, 2015
Test Mode	Mode 1: EUT 1 + Set 1 Sector Antenna / 6.5 dBi		

P to M

Mode	Frequency	Conducted Power (dBm)					Max. Limit (dBm)	Result
		Chain 1	Chain 2	Chain 3	Chain 4	Total		
802.11a	5260 MHz	14.62	14.21	14.21	14.78	20.48	23.50	Complies
	5300 MHz	14.37	14.47	14.22	14.77	20.48	23.45	Complies
	5320 MHz	14.23	14.22	14.26	15.08	20.48	23.28	Complies
	5500 MHz	14.28	14.32	14.54	14.63	20.47	22.90	Complies
	5580 MHz	14.22	14.15	14.78	14.66	20.48	22.86	Complies
	5700 MHz	14.64	14.22	14.48	14.42	20.46	22.86	Complies
802.11ac MCS0/Nss1 VHT20	5260 MHz	14.48	14.19	14.12	14.84	20.44	23.50	Complies
	5300 MHz	14.38	14.27	14.25	14.80	20.45	23.50	Complies
	5320 MHz	14.02	14.17	14.23	14.74	20.32	23.50	Complies
	5500 MHz	13.79	14.39	14.47	14.98	20.45	23.24	Complies
	5580 MHz	14.17	14.29	14.58	14.69	20.46	23.24	Complies
	5700 MHz	14.75	14.21	14.33	14.51	20.48	23.18	Complies
802.11ac MCS0/Nss1 VHT40	5270 MHz	17.42	17.18	17.02	17.82	23.39	23.50	Complies
	5310 MHz	14.26	14.21	13.95	14.74	20.32	23.50	Complies
	5510 MHz	14.03	14.59	14.72	14.91	20.60	23.50	Complies
	5550 MHz	16.93	16.87	17.24	17.42	23.14	23.50	Complies
	5670 MHz	17.85	16.77	17.23	17.82	23.46	23.50	Complies
802.11ac MCS0/Nss1 VHT80	5290 MHz	11.15	11.07	10.81	11.82	17.25	23.50	Complies
	5530 MHz	8.62	8.81	8.99	9.52	15.02	23.50	Complies
	5610 MHz	16.22	15.96	15.99	16.55	22.21	23.50	Complies

Note 1:

For 802.11a

5300 MHz power limit = $11 + 10\log(B); 11 + 10\log(19.74) - (6.50 - 6) = 23.45\text{dBm} < 24\text{dBm}$, so limit = 23.45dBm.

5320 MHz power limit = $11 + 10\log(B); 11 + 10\log(18.96) - (6.50 - 6) = 23.28\text{dBm} < 24\text{dBm}$, so limit = 23.28dBm.

5500 MHz power limit = $11 + 10\log(B); 11 + 10\log(17.39) - (6.50 - 6) = 22.90\text{dBm} < 24\text{dBm}$, so limit = 22.90dBm.

5580 MHz power limit = $11 + 10\log(B); 11 + 10\log(17.22) - (6.50 - 6) = 22.86\text{dBm} < 24\text{dBm}$, so limit = 22.86dBm.

5700 MHz power limit = $11 + 10\log(B); 11 + 10\log(17.22) - (6.50 - 6) = 22.86\text{dBm} < 24\text{dBm}$, so limit = 22.86dBm.

For 802.11ac VHT20

5500 MHz power limit = $11 + 10\log(B); 11 + 10\log(18.78) - (6.50 - 6) = 23.24\text{dBm} < 24\text{dBm}$, so limit = 23.24dBm.

5580 MHz power limit = $11 + 10\log(B); 11 + 10\log(18.78) - (6.50 - 6) = 23.24\text{dBm} < 24\text{dBm}$, so limit = 23.24dBm.

5700 MHz power limit = $11 + 10\log(B); 11 + 10\log(18.52) - (6.50 - 6) = 23.18\text{dBm} < 24\text{dBm}$, so limit = 23.18dBm.

Note 2: Antenna gain = 6.50dBi > 6dBi, so the limit $24 - (6.05 - 6) = 23.50\text{dBm}$.

Straddle Channel

Mode	Frequency	Conducted Power (dBm)					Max. Limit (dBm)	Result
		Chain 1	Chain 2	Chain 3	Chain 4	Total		
802.11a	5720 MHz (UNII 2C)	13.73	13.88	13.19	12.93	19.47	22.13	Complies
	5720 MHz (UNII 3)	6.59	7.31	6.65	6.48	12.79	29.50	Complies
802.11ac MCS0/Nss1 VHT20	5720 MHz (UNII 2C)	13.45	13.64	12.91	12.75	19.22	22.24	Complies
	5720 MHz (UNII 3)	6.68	7.48	6.77	6.69	12.94	29.50	Complies
802.11ac MCS0/Nss1 VHT40	5710 MHz (UNII 2C)	17.04	17.71	16.65	16.80	23.09	23.50	Complies
	5710 MHz (UNII 3)	5.35	4.52	5.13	5.11	11.06	29.50	Complies
802.11ac MCS0/Nss1 VHT80	5690 MHz (UNII 2C)	17.12	16.11	17.27	17.36	23.01	23.50	Complies
	5690 MHz (UNII 3)	2.08	2.30	3.09	3.39	8.77	29.50	Complies

(UNII 2C)

Note 1:

For 802.11a

5720 MHz power limit = $11 + 10\log(B); 11 + 10\log(14.57) - (6.50 - 6) = 22.13\text{dBm} < 24\text{dBm}$, so limit = 22.13dBm.

For 802.11ac VHT20

5720 MHz power limit = $11 + 10\log(B); 11 + 10\log(14.91) - (6.50 - 6) = 22.24\text{dBm} < 24\text{dBm}$, so limit = 22.24dBm.

Note 2: Antenna gain = 6.50dBi > 6dBi, so the limit $24 - (6.50 - 6) = 23.50\text{dBm}$.

(UNII 3)

Note 1: Antenna gain = 6.50dBi > 6dBi, so the limit $30 - (6.50 - 6) = 29.50\text{dBm}$.

Temperature	25°C	Humidity	45%
Test Engineer	Roki Liu	Test Date	Dec. 11, 2015
Test Mode	Mode 2: EUT 1 + Set 2 Sector Antenna / 4.5 dBi		

P to M

Mode	Frequency	Conducted Power (dBm)					Max. Limit (dBm)	Result
		Chain 1	Chain 2	Chain 3	Chain 4	Total		
802.11a	5260 MHz	16.23	16.18	16.52	16.88	22.48	24.00	Complies
	5300 MHz	16.32	16.11	16.72	16.58	22.46	23.82	Complies
	5320 MHz	16.32	16.21	16.44	16.58	22.41	23.90	Complies
	5500 MHz	16.12	16.32	16.54	16.74	22.46	23.45	Complies
	5580 MHz	16.14	16.27	16.82	16.54	22.47	23.40	Complies
	5700 MHz	16.41	16.89	16.13	16.32	22.47	23.36	Complies
802.11ac MCS0/Nss1 VHT20	5260 MHz	16.58	16.01	16.32	16.87	22.48	24.00	Complies
	5300 MHz	16.12	15.93	16.63	16.54	22.34	24.00	Complies
	5320 MHz	15.95	15.88	16.38	16.52	22.21	24.00	Complies
	5500 MHz	15.72	16.21	16.53	16.39	22.24	23.74	Complies
	5580 MHz	15.89	15.79	16.21	16.59	22.15	23.72	Complies
	5700 MHz	16.32	15.89	15.98	16.39	22.17	23.70	Complies
802.11ac MCS0/Nss1 VHT40	5270 MHz	17.96	17.61	17.55	18.39	23.91	24.00	Complies
	5310 MHz	15.32	15.23	15.02	15.77	21.36	24.00	Complies
	5510 MHz	15.83	16.06	16.07	16.63	22.18	24.00	Complies
	5550 MHz	17.49	17.36	17.71	17.98	23.66	24.00	Complies
	5670 MHz	18.21	17.32	17.76	18.22	23.91	24.00	Complies
802.11ac MCS0/Nss1 VHT80	5290 MHz	13.22	13.35	12.98	14.01	19.43	24.00	Complies
	5530 MHz	11.82	11.89	12.02	12.42	18.06	24.00	Complies
	5610 MHz	17.83	17.49	17.63	18.13	23.80	24.00	Complies

Note 1: For 802.11a

 5300 MHz power limit = $11 + 10\log(B); 11 + 10\log(19.13) = 23.82\text{dBm} < 24\text{dBm}$, so limit = 23.82dBm.

 5320 MHz power limit = $11 + 10\log(B); 11 + 10\log(19.48) = 23.90\text{dBm} < 24\text{dBm}$, so limit = 23.90dBm.

 5500 MHz power limit = $11 + 10\log(B); 11 + 10\log(17.57) = 23.45\text{dBm} < 24\text{dBm}$, so limit = 23.45dBm.

 5580 MHz power limit = $11 + 10\log(B); 11 + 10\log(17.39) = 23.40\text{dBm} < 24\text{dBm}$, so limit = 23.40dBm.

 5700 MHz power limit = $11 + 10\log(B); 11 + 10\log(17.22) = 23.36\text{dBm} < 24\text{dBm}$, so limit = 23.36dBm.

For 802.11ac VHT20

 5500 MHz power limit = $11 + 10\log(B); 11 + 10\log(18.78) = 23.74\text{dBm} < 24\text{dBm}$, so limit = 23.74dBm.

 5580 MHz power limit = $11 + 10\log(B); 11 + 10\log(18.70) = 23.72\text{dBm} < 24\text{dBm}$, so limit = 23.72dBm.

 5700 MHz power limit = $11 + 10\log(B); 11 + 10\log(18.61) = 23.70\text{dBm} < 24\text{dBm}$, so limit = 23.70dBm.

Note 2: Antenna gain = 4.50dBi < 6dBi, so the limit doesn't reduce.

Straddle Channel

Mode	Frequency	Conducted Power (dBm)					Max. Limit (dBm)	Result
		Chain 1	Chain 2	Chain 3	Chain 4	Total		
802.11a	5720 MHz (UNII 2C)	15.76	15.90	15.10	15.03	21.49	22.66	Complies
	5720 MHz (UNII 3)	8.67	9.32	8.59	8.74	14.86	30.00	Complies
802.11ac MCS0/Nss1 VHT20	5720 MHz (UNII 2C)	15.55	15.67	14.86	14.90	21.28	22.76	Complies
	5720 MHz (UNII 3)	8.75	9.42	8.67	8.95	14.98	30.00	Complies
802.11ac MCS0/Nss1 VHT40	5710 MHz (UNII 2C)	17.84	16.87	17.57	17.68	23.53	24.00	Complies
	5710 MHz (UNII 3)	5.04	5.27	5.72	6.10	11.57	30.00	Complies
802.11ac MCS0/Nss1 VHT80	5690 MHz (UNII 2C)	17.73	16.83	17.84	17.86	23.61	24.00	Complies
	5690 MHz (UNII 3)	2.75	3.02	3.66	3.91	9.38	30.00	Complies

(UNII 2C)

Note 1:

For 802.11a

5720 MHz power limit = $11 + 10\log(B)$; $11 + 10\log(14.65) = 22.66\text{dBm} < 24\text{dBm}$, so limit = 22.66dBm.

For 802.11ac VHT20

5720 MHz power limit = $11 + 10\log(B)$; $11 + 10\log(15.00) = 22.76\text{dBm} < 24\text{dBm}$, so limit = 22.76dBm.

Note 2: Antenna gain = 4.50dBi < 6dBi, so the limit doesn't reduce.

(UNII 3)

Note 1: Antenna gain = 4.50dBi < 6dBi, so the limit doesn't reduce.

Temperature	25°C	Humidity	45%
Test Engineer	Roki Liu	Test Date	Dec. 11, 2015
Test Mode	Mode 3: EUT 1 + Set 3 Sector Antenna / 5.5 dBi		

P to M

Mode	Frequency	Conducted Power (dBm)					Max. Limit (dBm)	Result
		Chain 1	Chain 2	Chain 3	Chain 4	Total		
802.11a	5260 MHz	15.44	15.06	14.91	15.63	21.29	24.00	Complies
	5300 MHz	15.31	15.15	15.06	15.69	21.33	23.95	Complies
	5320 MHz	15.49	15.43	15.48	16.15	21.67	23.78	Complies
	5500 MHz	15.29	15.62	15.66	15.96	21.66	23.42	Complies
	5580 MHz	15.58	15.41	15.78	15.94	21.70	23.36	Complies
	5700 MHz	15.62	15.03	15.16	15.34	21.31	23.36	Complies
802.11ac MCS0/Nss1 VHT20	5260 MHz	15.68	15.24	15.43	16.05	21.63	24.00	Complies
	5300 MHz	15.54	15.32	15.28	16.11	21.60	24.00	Complies
	5320 MHz	15.25	15.22	15.37	15.92	21.47	24.00	Complies
	5500 MHz	15.08	15.33	15.39	15.82	21.43	23.74	Complies
	5580 MHz	15.26	15.30	15.59	15.78	21.51	23.72	Complies
	5700 MHz	15.84	15.28	15.43	15.71	21.59	23.72	Complies
802.11ac MCS0/Nss1 VHT40	5270 MHz	17.96	17.61	17.55	18.39	23.91	24.00	Complies
	5310 MHz	16.88	16.73	16.57	17.33	22.91	24.00	Complies
	5510 MHz	15.25	15.56	15.55	16.11	21.65	24.00	Complies
	5550 MHz	17.49	17.36	17.71	17.98	23.66	24.00	Complies
	5670 MHz	18.21	17.32	17.76	18.22	23.91	24.00	Complies
802.11ac MCS0/Nss1 VHT80	5290 MHz	11.61	11.49	11.72	12.08	17.75	24.00	Complies
	5530 MHz	11.39	11.35	11.51	11.90	17.56	24.00	Complies
	5610 MHz	17.83	17.49	17.63	18.13	23.80	24.00	Complies

Note 1: For 802.11a

 5300 MHz power limit = $11 + 10\log(B)$; $11 + 10\log(19.74) = 23.95\text{dBm} < 24\text{dBm}$, so limit = 23.95dBm.

 5320 MHz power limit = $11 + 10\log(B)$; $11 + 10\log(18.96) = 23.78\text{dBm} < 24\text{dBm}$, so limit = 23.78dBm.

 5500 MHz power limit = $11 + 10\log(B)$; $11 + 10\log(17.48) = 23.42\text{dBm} < 24\text{dBm}$, so limit = 23.42dBm.

 5580 MHz power limit = $11 + 10\log(B)$; $11 + 10\log(17.22) = 23.36\text{dBm} < 24\text{dBm}$, so limit = 23.36dBm.

 5700 MHz power limit = $11 + 10\log(B)$; $11 + 10\log(17.22) = 23.36\text{dBm} < 24\text{dBm}$, so limit = 23.36dBm.

For 802.11ac VHT20

 5500 MHz power limit = $11 + 10\log(B)$; $11 + 10\log(18.78) = 23.74\text{dBm} < 24\text{dBm}$, so limit = 23.74dBm.

 5580 MHz power limit = $11 + 10\log(B)$; $11 + 10\log(18.70) = 23.72\text{dBm} < 24\text{dBm}$, so limit = 23.72dBm.

 5700 MHz power limit = $11 + 10\log(B)$; $11 + 10\log(18.70) = 23.72\text{dBm} < 24\text{dBm}$, so limit = 23.72dBm.

Note 2: Antenna gain = 5.50dBi < 6dBi, so the limit doesn't reduce.

Straddle Channel

Mode	Frequency	Conducted Power (dBm)					Max. Limit (dBm)	Result
		Chain 1	Chain 2	Chain 3	Chain 4	Total		
802.11a	5720 MHz (UNII 2C)	13.79	13.20	14.23	14.14	19.88	22.45	Complies
	5720 MHz (UNII 3)	7.15	6.89	7.00	7.78	13.24	30.00	Complies
802.11ac MCS0/Nss1 VHT20	5720 MHz (UNII 2C)	14.65	13.94	14.77	14.48	20.49	22.61	Complies
	5720 MHz (UNII 3)	8.61	7.79	7.91	8.41	14.21	30.00	Complies
802.11ac MCS0/Nss1 VHT40	5710 MHz (UNII 2C)	17.84	16.87	17.57	17.68	23.53	24.00	Complies
	5710 MHz (UNII 3)	5.04	5.27	5.72	6.10	11.57	30.00	Complies
802.11ac MCS0/Nss1 VHT80	5690 MHz (UNII 2C)	17.73	16.83	17.84	17.86	23.61	24.00	Complies
	5690 MHz (UNII 3)	2.75	3.02	3.66	3.91	9.38	30.00	Complies

(UNII 2C)

Note 1:

For 802.11a

5720 MHz power limit = $11 + 10\log(B)$; $11 + 10\log(13.96) = 22.45\text{dBm} < 24\text{dBm}$, so limit = 22.45dBm.

For 802.11ac VHT20

5720 MHz power limit = $11 + 10\log(B)$; $11 + 10\log(14.48) = 22.61\text{dBm} < 24\text{dBm}$, so limit = 22.61dBm.

Note 2: Antenna gain = 5.50dBi < 6dBi, so the limit doesn't reduce.

(UNII 3)

Note 1: Antenna gain = 5.50dBi < 6dBi, so the limit doesn't reduce.

Temperature	25°C	Humidity	45%
Test Engineer	Roki Liu	Test Date	Dec. 11, 2015
Test Mode	Mode 4: EUT 1 + Set 4 Sector Antenna / 7.5 dBi		

P to M

Mode	Frequency	Conducted Power (dBm)					Max. Limit (dBm)	Result
		Chain 1	Chain 2	Chain 3	Chain 4	Total		
802.11a	5260 MHz	13.82	13.54	13.05	14.13	19.67	22.49	Complies
	5300 MHz	13.62	13.43	13.06	14.01	19.56	22.45	Complies
	5320 MHz	13.37	13.41	12.88	13.83	19.41	22.50	Complies
	5500 MHz	13.09	13.75	12.87	13.94	19.46	21.88	Complies
	5580 MHz	13.38	13.48	13.05	13.79	19.45	21.88	Complies
	5700 MHz	14.03	13.55	13.38	13.80	19.72	21.86	Complies
802.11ac MCS0/Nss1 VHT20	5260 MHz	13.48	13.13	13.19	13.82	19.43	22.50	Complies
	5300 MHz	13.33	13.26	13.17	13.81	19.42	22.50	Complies
	5320 MHz	13.04	13.18	13.25	13.73	19.33	22.50	Complies
	5500 MHz	12.71	13.30	13.24	13.67	19.26	22.24	Complies
	5580 MHz	13.11	13.24	13.28	13.52	19.31	22.22	Complies
	5700 MHz	13.74	13.21	13.35	13.51	19.48	22.18	Complies
802.11ac MCS0/Nss1 VHT40	5270 MHz	16.54	16.28	16.08	16.82	22.46	22.50	Complies
	5310 MHz	14.26	14.21	13.95	14.74	20.32	22.50	Complies
	5510 MHz	14.61	15.09	15.26	15.45	21.13	22.50	Complies
	5550 MHz	15.99	15.97	15.94	16.39	22.10	22.50	Complies
	5670 MHz	16.52	15.74	16.08	16.72	22.30	22.50	Complies
802.11ac MCS0/Nss1 VHT80	5290 MHz	10.63	10.55	9.98	11.26	16.65	22.50	Complies
	5530 MHz	9.69	9.86	9.99	10.59	16.07	22.50	Complies
	5610 MHz	16.22	15.96	15.99	16.55	22.21	22.50	Complies

Note 1: For 802.11a

 $5260 \text{ MHz power limit} = 11 + 10\log(B); 11 + 10\log(19.91) - (7.50 - 6) = 22.49\text{dBm} < 24\text{dBm}$, so limit = 22.49dBm.

 $5300 \text{ MHz power limit} = 11 + 10\log(B); 11 + 10\log(19.74) - (7.50 - 6) = 22.45\text{dBm} < 24\text{dBm}$, so limit = 22.45dBm.

 $5500 \text{ MHz power limit} = 11 + 10\log(B); 11 + 10\log(17.30) - (7.50 - 6) = 21.88\text{dBm} < 24\text{dBm}$, so limit = 21.88dBm.

 $5580 \text{ MHz power limit} = 11 + 10\log(B); 11 + 10\log(17.30) - (7.50 - 6) = 21.88\text{dBm} < 24\text{dBm}$, so limit = 21.88dBm.

 $5700 \text{ MHz power limit} = 11 + 10\log(B); 11 + 10\log(17.22) - (7.50 - 6) = 21.86\text{dBm} < 24\text{dBm}$, so limit = 21.86dBm.

For 802.11ac VHT20

 $5500 \text{ MHz power limit} = 11 + 10\log(B); 11 + 10\log(18.78) - (7.50 - 6) = 22.24\text{dBm} < 24\text{dBm}$, so limit = 22.24dBm.

 $5580 \text{ MHz power limit} = 11 + 10\log(B); 11 + 10\log(18.70) - (7.50 - 6) = 22.22\text{dBm} < 24\text{dBm}$, so limit = 22.22dBm.

 $5700 \text{ MHz power limit} = 11 + 10\log(B); 11 + 10\log(18.52) - (7.50 - 6) = 22.18\text{dBm} < 24\text{dBm}$, so limit = 22.18dBm.

 Note 2: Antenna gain = 7.50dBi > 6dBi, so the limit $24 - (7.50 - 6) = 22.50\text{dBm}$.

Straddle Channel

Mode	Frequency	Conducted Power (dBm)					Max. Limit (dBm)	Result
		Chain 1	Chain 2	Chain 3	Chain 4	Total		
802.11a	5720 MHz (UNII 2C)	12.20	11.48	12.25	11.97	18.01	21.05	Complies
	5720 MHz (UNII 3)	5.80	5.01	5.02	5.38	11.34	28.50	Complies
802.11ac MCS0/Nss1 VHT20	5720 MHz (UNII 2C)	12.52	11.70	12.48	12.27	18.28	21.16	Complies
	5720 MHz (UNII 3)	6.62	5.74	5.71	6.13	12.09	28.50	Complies
802.11ac MCS0/Nss1 VHT40	5710 MHz (UNII 2C)	15.74	14.84	15.44	15.51	21.42	22.50	Complies
	5710 MHz (UNII 3)	2.92	3.23	3.60	4.03	9.49	28.50	Complies
802.11ac MCS0/Nss1 VHT80	5690 MHz (UNII 2C)	16.63	15.59	16.72	16.73	22.46	22.50	Complies
	5690 MHz (UNII 3)	1.56	1.80	2.55	2.78	8.22	28.50	Complies

(UNII 2C)

Note 1:

For 802.11a

5720 MHz power limit = $11 + 10\log(B); 11 + 10\log(14.30) - (7.50 - 6) = 21.05\text{dBm} < 24\text{dBm}$, so limit = 21.05dBm.

For 802.11ac VHT20

5720 MHz power limit = $11 + 10\log(B); 11 + 10\log(14.65) - (7.50 - 6) = 21.16\text{dBm} < 24\text{dBm}$, so limit = 21.16dBm.

Note 2: Antenna gain = 7.50dBi > 6dBi, so the limit $24 - (7.50 - 6) = 22.50\text{dBm}$.

(UNII 3)

Note 1: Antenna gain = 7.50dBi > 6dBi, so the limit $30 - (7.50 - 6) = 28.50\text{dBm}$.

Temperature	25°C	Humidity	45%
Test Engineer	Roki Liu	Test Date	Dec. 11, 2015
Test Mode	Mode 5: EUT 1 + Set 5 Panel Antenna / 6 dBi		

P to M

Mode	Frequency	Conducted Power (dBm)					Max. Limit (dBm)	Result
		Chain 1	Chain 2	Chain 3	Chain 4	Total		
802.11a	5260 MHz	11.91	11.75	12.03	12.46	18.07	24.00	Complies
	5300 MHz	11.78	11.95	12.12	12.43	18.10	23.95	Complies
	5320 MHz	11.69	11.71	12.23	12.29	18.01	23.95	Complies
	5500 MHz	11.49	11.98	12.27	12.18	18.01	23.40	Complies
	5580 MHz	11.52	11.83	12.63	12.16	18.08	23.36	Complies
	5700 MHz	12.31	11.87	12.55	12.14	18.25	23.34	Complies
802.11ac MCS0/Nss1 VHT20	5260 MHz	12.12	12.09	12.34	12.74	18.35	24.00	Complies
	5300 MHz	12.04	12.14	12.45	12.78	18.38	24.00	Complies
	5320 MHz	11.81	12.07	12.52	12.68	18.30	24.00	Complies
	5500 MHz	11.56	12.27	12.58	12.67	18.31	23.80	Complies
	5580 MHz	11.89	12.26	12.77	12.41	18.36	23.68	Complies
	5700 MHz	11.95	11.69	12.05	12.01	17.95	23.68	Complies
802.11ac MCS0/Nss1 VHT40	5270 MHz	15.24	15.15	15.19	15.43	21.27	24.00	Complies
	5310 MHz	12.34	12.52	12.71	12.92	18.65	24.00	Complies
	5510 MHz	14.61	15.09	15.26	15.45	21.13	24.00	Complies
	5550 MHz	14.79	15.07	15.54	15.42	21.24	24.00	Complies
	5670 MHz	15.35	14.74	15.71	15.47	21.35	24.00	Complies
802.11ac MCS0/Nss1 VHT80	5290 MHz	10.63	10.55	9.98	11.26	16.65	24.00	Complies
	5530 MHz	10.06	10.41	10.85	10.93	16.60	24.00	Complies
	5610 MHz	17.83	17.49	17.63	18.13	23.80	24.00	Complies

Note 1: For 802.11a

 5300 MHz power limit = $11 + 10\log(B)$; $11 + 10\log(19.74) = 23.95\text{dBm} < 24\text{dBm}$, so limit = 23.95dBm.

 5320 MHz power limit = $11 + 10\log(B)$; $11 + 10\log(19.74) = 23.95\text{dBm} < 24\text{dBm}$, so limit = 23.95dBm.

 5500 MHz power limit = $11 + 10\log(B)$; $11 + 10\log(17.39) = 23.40\text{dBm} < 24\text{dBm}$, so limit = 23.40dBm.

 5580 MHz power limit = $11 + 10\log(B)$; $11 + 10\log(17.22) = 23.36\text{dBm} < 24\text{dBm}$, so limit = 23.36dBm.

 5700 MHz power limit = $11 + 10\log(B)$; $11 + 10\log(17.13) = 23.34\text{dBm} < 24\text{dBm}$, so limit = 23.34dBm.

For 802.11ac VHT20

 5500 MHz power limit = $11 + 10\log(B)$; $11 + 10\log(19.04) = 23.80\text{dBm} < 24\text{dBm}$, so limit = 23.80dBm.

 5580 MHz power limit = $11 + 10\log(B)$; $11 + 10\log(18.52) = 23.68\text{dBm} < 24\text{dBm}$, so limit = 23.68dBm.

 5700 MHz power limit = $11 + 10\log(B)$; $11 + 10\log(18.52) = 23.68\text{dBm} < 24\text{dBm}$, so limit = 23.68dBm.

Note 2: Antenna gain = 6dBi, so the limit doesn't reduce.

Straddle Channel

Mode	Frequency	Conducted Power (dBm)					Max. Limit (dBm)	Result
		Chain 1	Chain 2	Chain 3	Chain 4	Total		
802.11a	5720 MHz (UNII 2C)	10.61	9.73	10.78	10.53	16.45	22.53	Complies
	5720 MHz (UNII 3)	4.17	3.24	3.59	3.97	9.78	30.00	Complies
802.11ac MCS0/Nss1 VHT20	5720 MHz (UNII 2C)	10.87	10.12	11.08	10.86	16.77	22.66	Complies
	5720 MHz (UNII 3)	4.99	4.18	4.30	4.73	10.58	30.00	Complies
802.11ac MCS0/Nss1 VHT40	5710 MHz (UNII 2C)	14.05	13.18	13.75	13.82	19.73	24.00	Complies
	5710 MHz (UNII 3)	1.52	1.80	1.84	2.20	7.87	30.00	Complies
802.11ac MCS0/Nss1 VHT80	5690 MHz (UNII 2C)	17.12	16.11	17.27	17.36	23.01	24.00	Complies
	5690 MHz (UNII 3)	2.08	2.30	3.09	3.39	8.77	30.00	Complies

(UNII 2C)

Note 1:

For 802.11a

5720 MHz power limit = $11 + 10\log(B)$; $11 + 10\log(14.22) = 22.53\text{dBm} < 24\text{dBm}$, so limit = 22.53dBm.

For 802.11ac VHT20

5720 MHz power limit = $11 + 10\log(B)$; $11 + 10\log(14.65) = 22.66\text{dBm} < 24\text{dBm}$, so limit = 22.66dBm.

Note 2: Antenna gain = 6dBi, so the limit doesn't reduce.

(UNII 3)

Note 1: Antenna gain = 6dBi, so the limit doesn't reduce.

Temperature	25°C	Humidity	45%
Test Engineer	Roki Liu	Test Date	Dec. 11, 2015 ~ Dec. 14, 2015
Test Mode	Mode 6: EUT 1 + Set 7 Sector Antenna / 11.5 dBi		

P to M

Mode	Frequency	Conducted Power (dBm)					Max. Limit (dBm)	Result
		Chain 1	Chain 2	Chain 3	Chain 4	Total		
802.11a	5260 MHz	9.68	9.28	9.43	10.27	15.70	18.30	Complies
	5300 MHz	9.43	9.54	9.44	10.16	15.67	18.20	Complies
	5320 MHz	9.23	9.29	9.47	9.99	15.53	18.26	Complies
	5500 MHz	8.75	9.37	9.39	9.92	15.40	17.90	Complies
	5580 MHz	9.15	9.29	9.58	9.78	15.48	17.63	Complies
	5700 MHz	10.06	9.23	9.77	9.69	15.72	17.84	Complies
802.11ac MCS0/Nss1 VHT20	5260 MHz	9.34	9.13	9.24	9.97	15.45	18.50	Complies
	5300 MHz	9.24	9.28	9.29	9.92	15.46	18.50	Complies
	5320 MHz	8.86	9.13	9.25	9.82	15.30	18.50	Complies
	5500 MHz	8.58	9.17	9.15	9.79	15.21	18.24	Complies
	5580 MHz	8.91	9.06	9.29	9.57	15.24	18.16	Complies
	5700 MHz	9.77	8.92	9.45	9.41	15.42	18.20	Complies
802.11ac MCS0/Nss1 VHT40	5270 MHz	12.29	12.06	11.77	12.69	18.24	18.50	Complies
	5310 MHz	11.09	10.94	10.78	11.74	17.17	18.50	Complies
	5510 MHz	11.52	12.08	11.67	12.47	17.97	18.50	Complies
	5550 MHz	12.28	12.42	12.44	12.72	18.49	18.50	Complies
	5670 MHz	12.52	11.65	12.21	12.63	18.29	18.50	Complies
802.11ac MCS0/Nss1 VHT80	5290 MHz	7.87	7.88	7.43	8.53	13.97	18.50	Complies
	5530 MHz	7.38	7.54	7.64	7.95	13.65	18.50	Complies
	5610 MHz	12.14	11.92	12.14	12.52	18.21	18.50	Complies

Note 1:

For 802.11a

 $5260 \text{ MHz power limit} = 11 + 10\log(B); 11 + 10\log(19.04) - (11.50 - 6) = 18.30\text{dBm} < 24\text{dBm}$, so limit = 18.30dBm.

 $5300 \text{ MHz power limit} = 11 + 10\log(B); 11 + 10\log(18.61) - (11.50 - 6) = 18.20\text{dBm} < 24\text{dBm}$, so limit = 18.20dBm.

 $5320 \text{ MHz power limit} = 11 + 10\log(B); 11 + 10\log(18.87) - (11.50 - 6) = 18.26\text{dBm} < 24\text{dBm}$, so limit = 18.26dBm.

 $5500 \text{ MHz power limit} = 11 + 10\log(B); 11 + 10\log(17.39) - (11.50 - 6) = 17.90\text{dBm} < 24\text{dBm}$, so limit = 17.90dBm.

 $5580 \text{ MHz power limit} = 11 + 10\log(B); 11 + 10\log(16.35) - (11.50 - 6) = 17.63\text{dBm} < 24\text{dBm}$, so limit = 17.63dBm.

 $5700 \text{ MHz power limit} = 11 + 10\log(B); 11 + 10\log(17.13) - (11.50 - 6) = 17.84\text{dBm} < 24\text{dBm}$, so limit = 17.84dBm.

For 802.11ac VHT20

 $5500 \text{ MHz power limit} = 11 + 10\log(B); 11 + 10\log(18.78) - (11.50 - 6) = 18.24\text{dBm} < 24\text{dBm}$, so limit = 18.24dBm.

 $5580 \text{ MHz power limit} = 11 + 10\log(B); 11 + 10\log(18.43) - (11.50 - 6) = 18.16\text{dBm} < 24\text{dBm}$, so limit = 18.16dBm.

5700 MHz power limit = $11 + 10\log(B); 11 + 10\log(18.61) - (11.50 - 6) = 18.20\text{dBm} < 24\text{dBm}$, so limit = 18.20dBm.

Note 2: Antenna gain = 11.50dBi > 6dBi, so the limit $24 - (11.50 - 6) = 18.50\text{dBm}$.

Straddle Channel

Mode	Frequency	Conducted Power (dBm)					Max. Limit (dBm)	Result
		Chain 1	Chain 2	Chain 3	Chain 4	Total		
802.11a	5720 MHz (UNII 2C)	8.30	7.43	8.47	7.97	14.08	17.03	Complies
	5720 MHz (UNII 3)	1.92	1.02	1.25	1.40	7.43	24.50	Complies
802.11ac MCS0/Nss1 VHT20	5720 MHz (UNII 2C)	8.45	7.66	8.69	8.25	14.30	17.16	Complies
	5720 MHz (UNII 3)	2.56	1.72	1.90	2.11	8.10	24.50	Complies
802.11ac MCS0/Nss1 VHT40	5710 MHz (UNII 2C)	12.00	11.05	11.82	11.83	17.71	18.50	Complies
	5710 MHz (UNII 3)	-0.59	-0.23	0.28	0.28	5.97	24.50	Complies
802.11ac MCS0/Nss1 VHT80	5690 MHz (UNII 2C)	12.41	11.37	12.56	12.58	18.28	18.50	Complies
	5690 MHz (UNII 3)	-2.49	-2.18	-1.39	-1.19	4.24	24.50	Complies

(UNII 2C)

Note 1:

For 802.11a

5720 MHz power limit = $11 + 10\log(B); 11 + 10\log(14.22) - (11.50 - 6) = 17.03\text{dBm} < 24\text{dBm}$, so limit = 17.03dBm.

For 802.11ac VHT20

5720 MHz power limit = $11 + 10\log(B); 11 + 10\log(14.65) - (11.50 - 6) = 17.16\text{dBm} < 24\text{dBm}$, so limit = 17.16dBm.

Note 2: Antenna gain = 11.50dBi > 6dBi, so the limit $24 - (11.50 - 6) = 18.50\text{dBm}$.

(UNII 3)

Note 1: Antenna gain = 11.50dBi > 6dBi, so the limit $30 - (11.50 - 6) = 24.50\text{dBm}$.

Temperature	25°C	Humidity	45%
Test Engineer	Roki Liu	Test Date	Dec. 11, 2015
Test Mode	Mode 7: EUT 1 + Set 8 Sector Antenna / 12 dBi		

P to M

Mode	Frequency	Conducted Power (dBm)					Max. Limit (dBm)	Result
		Chain 1	Chain 2	Chain 3	Chain 4	Total		
802.11a	5260 MHz	9.16	8.98	8.85	9.74	15.22	17.80	Complies
	5300 MHz	9.02	8.97	8.79	9.64	15.14	17.78	Complies
	5320 MHz	8.61	8.77	9.04	9.44	15.00	17.80	Complies
	5500 MHz	8.37	8.96	8.94	9.43	14.96	17.42	Complies
	5580 MHz	8.66	8.81	9.12	9.42	15.03	17.16	Complies
	5700 MHz	9.52	8.91	9.09	9.14	15.19	17.32	Complies
802.11ac MCS0/Nss1 VHT20	5260 MHz	8.81	8.67	8.75	9.53	14.97	18.00	Complies
	5300 MHz	8.73	8.76	8.68	9.44	14.93	18.00	Complies
	5320 MHz	8.27	8.59	8.76	9.35	14.78	18.00	Complies
	5500 MHz	8.08	8.71	8.61	9.35	14.73	17.76	Complies
	5580 MHz	8.36	8.57	8.74	9.14	14.73	17.64	Complies
	5700 MHz	9.25	8.59	8.80	8.97	14.93	17.68	Complies
802.11ac MCS0/Nss1 VHT40	5270 MHz	11.78	11.53	11.26	12.22	17.73	18.00	Complies
	5310 MHz	11.09	10.94	10.78	11.74	17.17	18.00	Complies
	5510 MHz	11.02	11.44	11.25	11.92	17.44	18.00	Complies
	5550 MHz	11.70	11.82	11.98	12.28	17.97	18.00	Complies
	5670 MHz	11.87	11.01	11.69	12.12	17.71	18.00	Complies
802.11ac MCS0/Nss1 VHT80	5290 MHz	7.25	7.39	6.96	7.95	13.42	18.00	Complies
	5530 MHz	6.85	6.97	7.09	7.23	13.06	18.00	Complies
	5610 MHz	11.59	11.44	11.68	12.04	17.71	18.00	Complies

Note 1:

For 802.11a

 $5260 \text{ MHz power limit} = 11 + 10\log(B); 11 + 10\log(19.04) - (12.00 - 6) = 17.80\text{dBm} < 24\text{dBm}$, so limit = 17.80dBm.

 $5300 \text{ MHz power limit} = 11 + 10\log(B); 11 + 10\log(18.96) - (12.00 - 6) = 17.78\text{dBm} < 24\text{dBm}$, so limit = 17.78dBm.

 $5320 \text{ MHz power limit} = 11 + 10\log(B); 11 + 10\log(19.04) - (12.00 - 6) = 17.80\text{dBm} < 24\text{dBm}$, so limit = 17.80dBm.

 $5500 \text{ MHz power limit} = 11 + 10\log(B); 11 + 10\log(17.48) - (12.00 - 6) = 17.42\text{dBm} < 24\text{dBm}$, so limit = 17.42dBm.

 $5580 \text{ MHz power limit} = 11 + 10\log(B); 11 + 10\log(16.43) - (12.00 - 6) = 17.16\text{dBm} < 24\text{dBm}$, so limit = 17.16dBm.

 $5700 \text{ MHz power limit} = 11 + 10\log(B); 11 + 10\log(17.04) - (12.00 - 6) = 17.32\text{dBm} < 24\text{dBm}$, so limit = 17.32dBm.

For 802.11ac VHT20

 $5500 \text{ MHz power limit} = 11 + 10\log(B); 11 + 10\log(18.87) - (12.00 - 6) = 17.76\text{dBm} < 24\text{dBm}$, so limit = 17.76dBm.

 $5580 \text{ MHz power limit} = 11 + 10\log(B); 11 + 10\log(18.35) - (12.00 - 6) = 17.64\text{dBm} < 24\text{dBm}$, so limit = 17.64dBm.

5700 MHz power limit = $11 + 10\log(B); 11 + 10\log(18.52) - (12.00 - 6) = 17.68\text{dBm} < 24\text{dBm}$, so limit = 17.68dBm.

Note 2: Antenna gain = 12.00dBi > 6dBi, so the limit $24 - (12.00 - 6) = 18.00\text{dBm}$.

Straddle Channel

Mode	Frequency	Conducted Power (dBm)					Max. Limit (dBm)	Result
		Chain 1	Chain 2	Chain 3	Chain 4	Total		
802.11a	5720 MHz (UNII 2C)	7.80	6.96	7.92	7.47	13.57	16.53	Complies
	5720 MHz (UNII 3)	1.42	0.55	0.68	0.90	6.92	24.00	Complies
802.11ac MCS0/Nss1 VHT20	5720 MHz (UNII 2C)	8.05	7.18	8.18	7.78	13.83	16.66	Complies
	5720 MHz (UNII 3)	2.16	1.25	1.36	1.63	7.64	24.00	Complies
802.11ac MCS0/Nss1 VHT40	5710 MHz (UNII 2C)	11.53	10.58	11.24	11.34	17.21	18.00	Complies
	5710 MHz (UNII 3)	-1.19	-0.67	-0.30	-0.21	5.44	24.00	Complies
802.11ac MCS0/Nss1 VHT80	5690 MHz (UNII 2C)	12.01	11.01	12.13	12.15	17.87	18.00	Complies
	5690 MHz (UNII 3)	-2.91	-2.52	-1.83	-1.60	3.84	24.00	Complies

(UNII 2C)

Note 1:

For 802.11a

5720 MHz power limit = $11 + 10\log(B); 11 + 10\log(14.22) - (12.00 - 6) = 16.53\text{dBm} < 24\text{dBm}$, so limit = 16.53dBm.

For 802.11ac VHT20

5720 MHz power limit = $11 + 10\log(B); 11 + 10\log(14.65) - (12.00 - 6) = 16.66\text{dBm} < 24\text{dBm}$, so limit = 16.66dBm.

Note 2: Antenna gain = 12.00dBi > 6dBi, so the limit $24 - (12.00 - 6) = 18.00\text{dBm}$.

(UNII 3)

Note 1: Antenna gain = 12.00dBi > 6dBi, so the limit $30 - (12.00 - 6) = 24.00\text{dBm}$.

Temperature	25°C	Humidity	45%
Test Engineer	Roki Liu	Test Date	Dec. 11, 2015
Test Mode	Mode 8: EUT 1 + Set 9 Sector Antenna / 4 dBi		

P to M

Mode	Frequency	Conducted Power (dBm)					Max. Limit (dBm)	Result
		Chain 1	Chain 2	Chain 3	Chain 4	Total		
802.11a	5260 MHz	17.14	16.73	17.15	17.56	23.18	24.00	Complies
	5300 MHz	17.05	16.76	17.31	17.42	23.16	24.00	Complies
	5320 MHz	16.89	16.85	17.29	17.38	23.13	23.91	Complies
	5500 MHz	16.63	17.03	17.44	17.42	23.16	23.42	Complies
	5580 MHz	16.91	16.87	17.62	17.31	23.21	23.36	Complies
	5700 MHz	17.51	16.89	17.59	17.31	23.35	23.36	Complies
802.11ac MCS0/Nss1 VHT20	5260 MHz	17.03	16.63	16.97	17.48	23.06	24.00	Complies
	5300 MHz	16.83	16.74	17.14	17.31	23.03	24.00	Complies
	5320 MHz	16.69	16.71	17.23	17.29	23.01	24.00	Complies
	5500 MHz	16.92	17.34	17.63	17.59	23.40	23.78	Complies
	5580 MHz	16.59	16.77	17.53	17.16	23.05	23.76	Complies
	5700 MHz	16.27	15.73	15.89	16.26	22.06	23.70	Complies
802.11ac MCS0/Nss1 VHT40	5270 MHz	17.96	17.61	17.55	18.39	23.91	24.00	Complies
	5310 MHz	13.42	13.51	13.79	14.05	19.72	24.00	Complies
	5510 MHz	13.68	14.02	13.93	14.49	20.06	24.00	Complies
	5550 MHz	17.49	17.36	17.71	17.98	23.66	24.00	Complies
	5670 MHz	16.93	16.29	17.02	17.28	22.92	24.00	Complies
802.11ac MCS0/Nss1 VHT80	5290 MHz	11.15	11.07	10.81	11.82	17.25	24.00	Complies
	5530 MHz	9.69	9.86	9.99	10.59	16.07	24.00	Complies
	5610 MHz	16.78	16.51	16.61	17.24	22.81	24.00	Complies

Note 1:

For 802.11a

 $5320 \text{ MHz power limit} = 11 + 10\log(B); 11 + 10\log(19.57) = 23.91 \text{ dBm} < 24 \text{ dBm}$, so limit = 23.91 dBm.

 $5500 \text{ MHz power limit} = 11 + 10\log(B); 11 + 10\log(17.48) = 23.42 \text{ dBm} < 24 \text{ dBm}$, so limit = 23.42 dBm.

 $5580 \text{ MHz power limit} = 11 + 10\log(B); 11 + 10\log(17.22) = 23.36 \text{ dBm} < 24 \text{ dBm}$, so limit = 23.36 dBm.

 $5700 \text{ MHz power limit} = 11 + 10\log(B); 11 + 10\log(17.22) = 23.36 \text{ dBm} < 24 \text{ dBm}$, so limit = 23.36 dBm.

For 802.11ac VHT20

 $5500 \text{ MHz power limit} = 11 + 10\log(B); 11 + 10\log(18.96) = 23.78 \text{ dBm} < 24 \text{ dBm}$, so limit = 23.78 dBm.

 $5580 \text{ MHz power limit} = 11 + 10\log(B); 11 + 10\log(18.87) = 23.76 \text{ dBm} < 24 \text{ dBm}$, so limit = 23.76 dBm.

 $5700 \text{ MHz power limit} = 11 + 10\log(B); 11 + 10\log(18.61) = 23.70 \text{ dBm} < 24 \text{ dBm}$, so limit = 23.70 dBm.

Note 2: Antenna gain = 4.00 dBi < 6 dBi, so the limit doesn't reduce.

Straddle Channel

Mode	Frequency	Conducted Power (dBm)					Max. Limit (dBm)	Result
		Chain 1	Chain 2	Chain 3	Chain 4	Total		
802.11a	5720 MHz (UNII 2C)	15.93	15.02	15.92	15.67	21.67	22.53	Complies
	5720 MHz (UNII 3)	9.40	8.54	8.67	9.29	15.01	30.00	Complies
802.11ac MCS0/Nss1 VHT20	5720 MHz (UNII 2C)	16.28	15.38	16.32	16.15	22.07	22.66	Complies
	5720 MHz (UNII 3)	10.21	9.31	9.52	10.25	15.86	30.00	Complies
802.11ac MCS0/Nss1 VHT40	5710 MHz (UNII 2C)	18.26	17.31	17.97	18.15	23.96	24.00	Complies
	5710 MHz (UNII 3)	5.47	5.70	6.10	6.54	11.99	30.00	Complies
802.11ac MCS0/Nss1 VHT80	5690 MHz (UNII 2C)	17.73	16.83	17.84	17.86	23.61	24.00	Complies
	5690 MHz (UNII 3)	2.75	3.02	3.66	3.91	9.38	30.00	Complies

(UNII 2C)

Note 1:

For 802.11a

5720 MHz power limit = $11 + 10\log(B)$; $11 + 10\log(14.22) = 22.53\text{dBm} < 24\text{dBm}$, so limit = 22.53dBm.

For 802.11ac VHT20

5720 MHz power limit = $11 + 10\log(B)$; $11 + 10\log(14.65) = 22.66\text{dBm} < 24\text{dBm}$, so limit = 22.66dBm.

Note 2: Antenna gain = 4.00dBi < 6dBi, so the limit doesn't reduce.

(UNII 3)

Note 1: Antenna gain = 4.00dBi < 6dBi, so the limit doesn't reduce.

Temperature	25°C	Humidity	45%
Test Engineer	Roki Liu	Test Date	Dec. 18, 2015
Test Mode	Mode 9: EUT 1 + Set 10 Panel Antenna / 23 dBi		

P to P

Mode	Frequency	Conducted Power (dBm)					Max. Limit (dBm)	Result
		Chain 1	Chain 2	Chain 3	Chain 4	Total		
802.11a	5260 MHz	-2.03	-2.21	-1.66	-2.26	3.99	6.72	Complies
	5300 MHz	-2.27	-2.34	-1.68	-2.23	3.90	7.00	Complies
	5320 MHz	-1.86	-2.35	-2.14	-2.22	3.88	7.00	Complies
	5500 MHz	-2.04	-2.39	-2.31	-2.11	3.81	6.78	Complies
	5580 MHz	-1.70	-2.55	-2.26	-2.41	3.80	6.57	Complies
	5700 MHz	-1.80	-1.86	-2.37	-2.39	3.92	6.38	Complies
802.11ac MCS0/Nss1 VHT20	5260 MHz	-2.32	-2.55	-2.14	-2.66	3.61	7.00	Complies
	5300 MHz	-2.19	-2.65	-1.83	-2.57	3.72	7.00	Complies
	5320 MHz	-1.94	-2.84	-2.23	-2.62	3.63	7.00	Complies
	5500 MHz	-2.21	-3.02	-2.02	-2.43	3.62	6.99	Complies
	5580 MHz	-1.64	-2.98	-2.16	-2.81	3.66	6.91	Complies
	5700 MHz	-1.83	-2.33	-2.34	-2.67	3.74	6.76	Complies
802.11ac MCS0/Nss1 VHT40	5270 MHz	0.43	0.56	1.02	0.57	6.67	7.00	Complies
	5310 MHz	0.71	0.71	1.06	0.61	6.80	7.00	Complies
	5510 MHz	0.76	-0.06	0.90	0.42	6.54	7.00	Complies
	5550 MHz	0.71	0.31	0.78	0.39	6.57	7.00	Complies
	5670 MHz	1.16	0.88	1.17	0.22	6.89	7.00	Complies
802.11ac MCS0/Nss1 VHT80	5290 MHz	0.59	0.65	0.64	1.13	6.78	7.00	Complies
	5530 MHz	0.13	0.37	0.83	1.05	6.63	7.00	Complies
	5610 MHz	0.71	0.54	0.95	0.88	6.79	7.00	Complies

Note 1:

For 802.11a

 $5260 \text{ MHz power limit} = 11 + 10 \log(B); 11 + 10 \log(18.70) - (23.00 - 6) = 6.72 \text{ dBm} < 24 \text{ dBm}$, so limit = 6.72 dBm.

 $5500 \text{ MHz power limit} = 11 + 10 \log(B); 11 + 10 \log(18.96) - (23.00 - 6) = 6.78 \text{ dBm} < 24 \text{ dBm}$, so limit = 6.78 dBm.

 $5580 \text{ MHz power limit} = 11 + 10 \log(B); 11 + 10 \log(18.09) - (23.00 - 6) = 6.57 \text{ dBm} < 24 \text{ dBm}$, so limit = 6.57 dBm.

 $5700 \text{ MHz power limit} = 11 + 10 \log(B); 11 + 10 \log(17.30) - (23.00 - 6) = 6.38 \text{ dBm} < 24 \text{ dBm}$, so limit = 6.38 dBm.

For 802.11ac VHT20

 $5500 \text{ MHz power limit} = 11 + 10 \log(B); 11 + 10 \log(19.91) - (23.00 - 6) = 6.99 \text{ dBm} < 24 \text{ dBm}$, so limit = 6.99 dBm.

 $5580 \text{ MHz power limit} = 11 + 10 \log(B); 11 + 10 \log(19.57) - (23.00 - 6) = 6.91 \text{ dBm} < 24 \text{ dBm}$, so limit = 6.91 dBm.

 $5700 \text{ MHz power limit} = 11 + 10 \log(B); 11 + 10 \log(18.87) - (23.00 - 6) = 6.76 \text{ dBm} < 24 \text{ dBm}$, so limit = 6.76 dBm.

 Note 2: Antenna gain = 23.00 dBi > 6 dBi, so the limit $24 - (23.00 - 6) = 7.00 \text{ dBm}$.

Straddle Channel

Mode	Frequency	Conducted Power (dBm)					Max. Limit (dBm)	Result
		Chain 1	Chain 2	Chain 3	Chain 4	Total		
802.11a	5720 MHz (UNII 2C)	-2.75	-1.61	-2.25	-2.49	3.77	5.40	Complies
	5720 MHz (UNII 3)	-9.07	-8.43	-8.70	-9.04	-2.78	30.00	Complies
802.11ac MCS0/Nss1 VHT20	5720 MHz (UNII 2C)	-2.61	-1.45	-2.13	-2.08	3.97	5.60	Complies
	5720 MHz (UNII 3)	-7.77	-7.62	-7.37	-8.55	-1.79	30.00	Complies
802.11ac MCS0/Nss1 VHT40	5710 MHz (UNII 2C)	0.58	1.27	1.06	0.41	6.86	7.00	Complies
	5710 MHz (UNII 3)	-11.09	-10.80	-10.43	-11.10	-4.83	30.00	Complies
802.11ac MCS0/Nss1 VHT80	5690 MHz (UNII 2C)	0.38	1.17	0.47	-0.50	6.44	7.00	Complies
	5690 MHz (UNII 3)	-13.30	-12.61	-13.92	-13.13	-7.19	30.00	Complies

(UNII 2C)

Note 1:

For 802.11a

5720 MHz power limit = $11 + 10\log(B); 11 + 10\log(13.79) - (23.00 - 6) = 5.40\text{dBm} < 24\text{dBm}$, so limit = 5.40dBm.

For 802.11ac VHT20

5720 MHz power limit = $11 + 10\log(B); 11 + 10\log(14.57) - (23.00 - 6) = 5.60\text{dBm} < 24\text{dBm}$, so limit = 5.60dBm.

Note 2: Antenna gain = 23.00dBi > 6dBi, so the limit $24 - (23.00 - 6) = 7.00\text{dBm}$.

Temperature	25°C	Humidity	45%
Test Engineer	Roki Liu	Test Date	Dec. 11, 2015 ~ Dec. 14, 2015
Test Mode	Mode 10: EUT 1 + Set 11 Omni Antenna / 6 dBi		

P to M

Mode	Frequency	Conducted Power (dBm)					Max. Limit (dBm)	Result
		Chain 1	Chain 2	Chain 3	Chain 4	Total		
802.11a	5260 MHz	11.91	11.75	12.03	12.46	18.07	24.00	Complies
	5300 MHz	11.78	11.95	12.12	12.43	18.10	23.95	Complies
	5320 MHz	11.69	11.71	12.23	12.29	18.01	23.95	Complies
	5500 MHz	11.49	11.98	12.27	12.18	18.01	23.40	Complies
	5580 MHz	11.52	11.83	12.63	12.16	18.08	23.36	Complies
	5700 MHz	12.31	11.87	12.55	12.14	18.25	23.34	Complies
802.11ac MCS0/Nss1 VHT20	5260 MHz	12.12	12.09	12.34	12.74	18.35	24.00	Complies
	5300 MHz	12.04	12.14	12.45	12.78	18.38	24.00	Complies
	5320 MHz	11.81	12.07	12.52	12.68	18.30	24.00	Complies
	5500 MHz	11.56	12.27	12.58	12.67	18.31	23.80	Complies
	5580 MHz	11.89	12.26	12.77	12.41	18.36	23.68	Complies
	5700 MHz	11.95	11.69	12.15	12.01	17.97	23.68	Complies
802.11ac MCS0/Nss1 VHT40	5270 MHz	15.24	15.15	15.19	15.43	21.27	24.00	Complies
	5310 MHz	14.54	14.73	14.59	15.21	20.80	24.00	Complies
	5510 MHz	14.61	15.09	15.26	15.45	21.13	24.00	Complies
	5550 MHz	14.79	15.07	15.54	15.42	21.24	24.00	Complies
	5670 MHz	15.35	14.74	15.71	15.47	21.35	24.00	Complies
802.11ac MCS0/Nss1 VHT80	5290 MHz	10.63	10.55	9.98	11.26	16.65	24.00	Complies
	5530 MHz	10.06	10.41	10.85	10.93	16.60	24.00	Complies
	5610 MHz	17.53	17.04	17.15	17.62	23.36	24.00	Complies

Note 1: For 802.11a

 5300 MHz power limit = $11 + 10 \log(B)$; $11 + 10 \log(19.74) = 23.95 \text{ dBm} < 24 \text{ dBm}$, so limit = 23.95 dBm.

 5320 MHz power limit = $11 + 10 \log(B)$; $11 + 10 \log(19.74) = 23.95 \text{ dBm} < 24 \text{ dBm}$, so limit = 23.95 dBm.

 5500 MHz power limit = $11 + 10 \log(B)$; $11 + 10 \log(17.39) = 23.40 \text{ dBm} < 24 \text{ dBm}$, so limit = 23.40 dBm.

 5580 MHz power limit = $11 + 10 \log(B)$; $11 + 10 \log(17.22) = 23.36 \text{ dBm} < 24 \text{ dBm}$, so limit = 23.36 dBm.

 5700 MHz power limit = $11 + 10 \log(B)$; $11 + 10 \log(17.13) = 23.34 \text{ dBm} < 24 \text{ dBm}$, so limit = 23.34 dBm.

For 802.11ac VHT20

 5500 MHz power limit = $11 + 10 \log(B)$; $11 + 10 \log(19.04) = 23.80 \text{ dBm} < 24 \text{ dBm}$, so limit = 23.80 dBm.

 5580 MHz power limit = $11 + 10 \log(B)$; $11 + 10 \log(18.52) = 23.68 \text{ dBm} < 24 \text{ dBm}$, so limit = 23.68 dBm.

 5700 MHz power limit = $11 + 10 \log(B)$; $11 + 10 \log(18.52) = 23.68 \text{ dBm} < 24 \text{ dBm}$, so limit = 23.68 dBm.

Note 2: Antenna gain = 6 dBi, so the limit doesn't reduce.

Straddle Channel

Mode	Frequency	Conducted Power (dBm)					Max. Limit (dBm)	Result
		Chain 1	Chain 2	Chain 3	Chain 4	Total		
802.11a	5720 MHz (UNII 2C)	10.61	9.73	10.78	10.53	16.45	22.53	Complies
	5720 MHz (UNII 3)	4.17	3.24	3.59	3.97	9.78	30.00	Complies
802.11ac MCS0/Nss1 VHT20	5720 MHz (UNII 2C)	10.87	10.12	11.08	10.86	16.77	22.66	Complies
	5720 MHz (UNII 3)	4.99	4.18	4.30	4.73	10.58	30.00	Complies
802.11ac MCS0/Nss1 VHT40	5710 MHz (UNII 2C)	14.05	13.18	13.75	13.82	19.73	24.00	Complies
	5710 MHz (UNII 3)	1.52	1.80	1.84	2.20	7.87	30.00	Complies
802.11ac MCS0/Nss1 VHT80	5690 MHz (UNII 2C)	17.12	16.11	17.27	17.36	23.01	24.00	Complies
	5690 MHz (UNII 3)	2.08	2.30	3.09	3.39	8.77	30.00	Complies

(UNII 2C)

Note 1:

For 802.11a

5720 MHz power limit = $11 + 10\log(B)$; $11 + 10\log(14.22) = 22.53\text{dBm} < 24\text{dBm}$, so limit = 22.53dBm.

For 802.11ac VHT20

5720 MHz power limit = $11 + 10\log(B)$; $11 + 10\log(14.65) = 22.66\text{dBm} < 24\text{dBm}$, so limit = 22.66dBm.

Note 2: Antenna gain = 6dBi, so the limit doesn't reduce.e.

(UNII 3)

Note 1: Antenna gain = 6dBi, so the limit doesn't reduce.

Temperature	25°C	Humidity	45%
Test Engineer	Roki Liu	Test Date	Dec. 07, 2015
Test Mode	Mode 11: EUT 2 + Set 12 PIFA Antenna / Chain1:5.96 dBi, Chain2:5.97 dBi, Chain3:6.25 dBi, Chain4:6.08 dBi		

P to M

Mode	Frequency	Conducted Power (dBm)					Max. Limit (dBm)	Result
		Chain 1	Chain 2	Chain 3	Chain 4	Total		
802.11a	5260 MHz	11.19	11.23	11.62	12.33	17.64	23.28	Complies
	5300 MHz	11.41	11.21	11.45	12.08	17.57	23.30	Complies
	5320 MHz	11.23	11.34	11.62	12.26	17.65	23.28	Complies
	5500 MHz	11.53	11.28	11.54	11.92	17.59	23.26	Complies
	5580 MHz	11.42	11.58	11.63	11.83	17.64	23.22	Complies
	5700 MHz	11.22	11.32	11.78	12.05	17.63	23.17	Complies
802.11ac MCS0/Nss1 VHT20	5260 MHz	11.12	11.21	11.41	12.28	17.55	23.47	Complies
	5300 MHz	11.16	11.15	11.63	12.12	17.55	23.47	Complies
	5320 MHz	11.22	11.21	11.82	12.05	17.61	23.47	Complies
	5500 MHz	11.79	11.67	11.82	12.22	17.90	23.45	Complies
	5580 MHz	11.68	11.68	11.93	11.21	17.65	23.24	Complies
	5700 MHz	11.35	11.56	11.95	12.51	17.89	23.41	Complies
802.11ac MCS0/Nss1 VHT40	5270 MHz	14.48	14.47	14.78	15.34	20.80	23.75	Complies
	5310 MHz	13.44	13.42	13.72	14.34	19.77	23.75	Complies
	5510 MHz	13.20	13.05	13.21	13.66	19.31	23.75	Complies
	5550 MHz	14.55	14.71	14.73	15.22	20.83	23.75	Complies
	5670 MHz	14.31	14.32	14.61	15.36	20.69	23.75	Complies
802.11ac MCS0/Nss1 VHT80	5290 MHz	11.16	11.43	11.75	11.38	17.46	23.75	Complies
	5530 MHz	10.64	10.55	10.61	11.11	16.75	23.75	Complies
	5610 MHz	17.21	17.27	17.52	18.02	23.54	23.75	Complies

Note 1:

For 802.11a

 $5260 \text{ MHz power limit} = 11 + 10\log(B); 11 + 10\log(17.91) - (6.25 - 6) = 23.28\text{dBm} < 24\text{dBm}, \text{ so limit} = 23.28\text{dBm}.$
 $5300 \text{ MHz power limit} = 11 + 10\log(B); 11 + 10\log(18.00) - (6.25 - 6) = 23.30\text{dBm} < 24\text{dBm}, \text{ so limit} = 23.30\text{dBm}.$
 $5320 \text{ MHz power limit} = 11 + 10\log(B); 11 + 10\log(17.91) - (6.25 - 6) = 23.28\text{dBm} < 24\text{dBm}, \text{ so limit} = 23.28\text{dBm}.$
 $5500 \text{ MHz power limit} = 11 + 10\log(B); 11 + 10\log(17.83) - (6.25 - 6) = 23.26\text{dBm} < 24\text{dBm}, \text{ so limit} = 23.26\text{dBm}.$
 $5580 \text{ MHz power limit} = 11 + 10\log(B); 11 + 10\log(17.65) - (6.25 - 6) = 23.22\text{dBm} < 24\text{dBm}, \text{ so limit} = 23.22\text{dBm}.$
 $5700 \text{ MHz power limit} = 11 + 10\log(B); 11 + 10\log(17.48) - (6.25 - 6) = 23.17\text{dBm} < 24\text{dBm}, \text{ so limit} = 23.17\text{dBm}.$

For 802.11ac VHT20

5260 MHz power limit = $11 + 10\log(B); 11 + 10\log(18.70) - (6.25 - 6) = 23.47\text{dBm} < 24\text{dBm}$, so limit = 23.47dBm.

5300 MHz power limit = $11 + 10\log(B); 11 + 10\log(18.70) - (6.25 - 6) = 23.47\text{dBm} < 24\text{dBm}$, so limit = 23.47dBm.

5320 MHz power limit = $11 + 10\log(B); 11 + 10\log(18.70) - (6.25 - 6) = 23.47\text{dBm} < 24\text{dBm}$, so limit = 23.47dBm.

5500 MHz power limit = $11 + 10\log(B); 11 + 10\log(18.61) - (6.25 - 6) = 23.45\text{dBm} < 24\text{dBm}$, so limit = 23.45dBm.

5580 MHz power limit = $11 + 10\log(B); 11 + 10\log(17.74) - (6.25 - 6) = 23.24\text{dBm} < 24\text{dBm}$, so limit = 23.24dBm.

5700 MHz power limit = $11 + 10\log(B); 11 + 10\log(18.43) - (6.25 - 6) = 23.41\text{dBm} < 24\text{dBm}$, so limit = 23.41dBm.

Note 2: Antenna gain = 6.25dBi > 6dBi, so the limit $24 - (6.25 - 6) = 23.75\text{dBm}$.

Straddle Channel

Mode	Frequency	Conducted Power (dBm)					Max. Limit (dBm)	Result
		Chain 1	Chain 2	Chain 3	Chain 4	Total		
802.11a	5720 MHz (UNII 2C)	11.45	11.19	11.99	12.38	17.80	22.20	Complies
	5720 MHz (UNII 3)	5.18	4.75	4.64	4.70	10.84	29.75	Complies
802.11ac MCS0/Nss1 VHT20	5720 MHz (UNII 2C)	12.16	11.00	11.70	11.19	17.56	22.33	Complies
	5720 MHz (UNII 3)	5.70	4.86	4.87	4.85	11.11	29.75	Complies
802.11ac MCS0/Nss1 VHT40	5710 MHz (UNII 2C)	14.89	13.56	13.89	13.98	20.13	23.75	Complies
	5710 MHz (UNII 3)	3.23	2.29	2.81	1.62	8.55	29.75	Complies
802.11ac MCS0/Nss1 VHT80	5690 MHz (UNII 2C)	18.32	17.39	17.35	17.57	23.70	23.75	Complies
	5690 MHz (UNII 3)	4.06	3.66	3.43	2.76	9.52	29.75	Complies

(UNII 2C)

Note 1:

For 802.11a

5720 MHz power limit = $11 + 10\log(B); 11 + 10\log(13.96) - (6.25 - 6) = 22.20\text{dBm} < 24\text{dBm}$, so limit = 22.20dBm.

For 802.11ac VHT20

5720 MHz power limit = $11 + 10\log(B); 11 + 10\log(14.39) - (6.25 - 6) = 22.33\text{dBm} < 24\text{dBm}$, so limit = 22.33dBm.

Note 2: Antenna gain = 6.25dBi > 6dBi, so the limit $24 - (6.25 - 6) = 23.75\text{dBm}$.

(UNII 3)

Note 1: Antenna gain = 6.25dBi > 6dBi, so the limit $30 - (6.25 - 6) = 29.75\text{dBm}$.

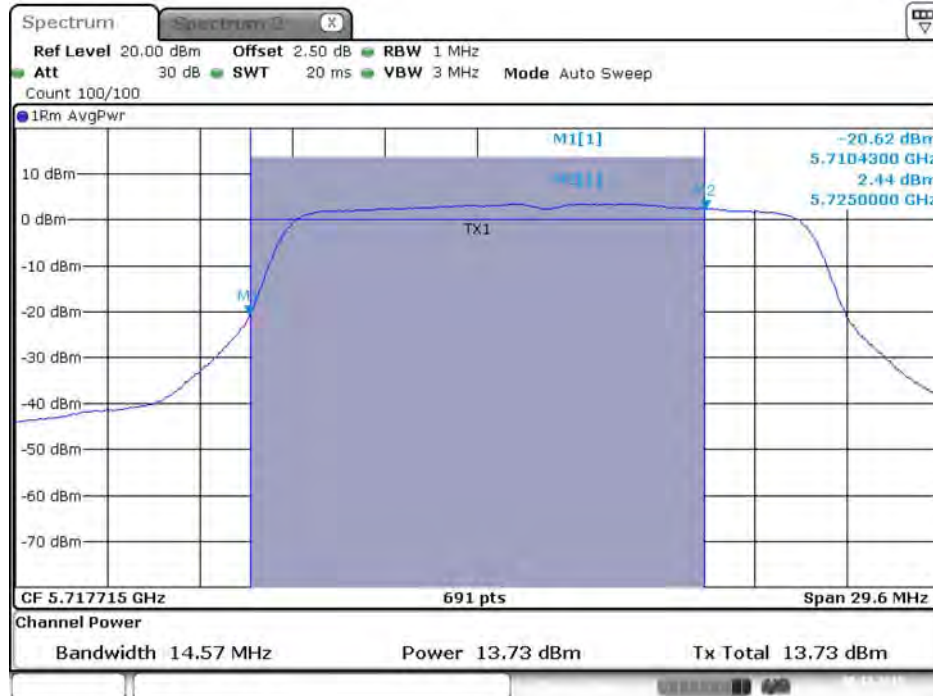
Note: All the test values were listed in the report.

For plots, only the channel with worse result was shown.

Straddle Channel

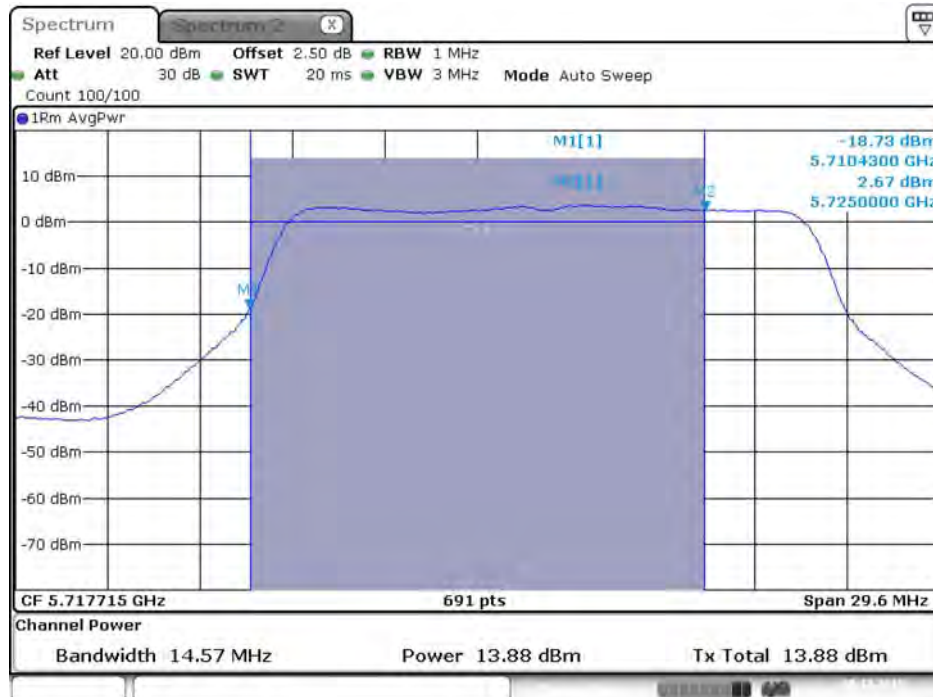
Mode 1: EUT 1 + Set 1 Sector Antenna / 6.5 dBi

Conducted Output Power Plot on Configuration IEEE 802.11a / Chain 1 / 5720 MHz (UNII 2C)



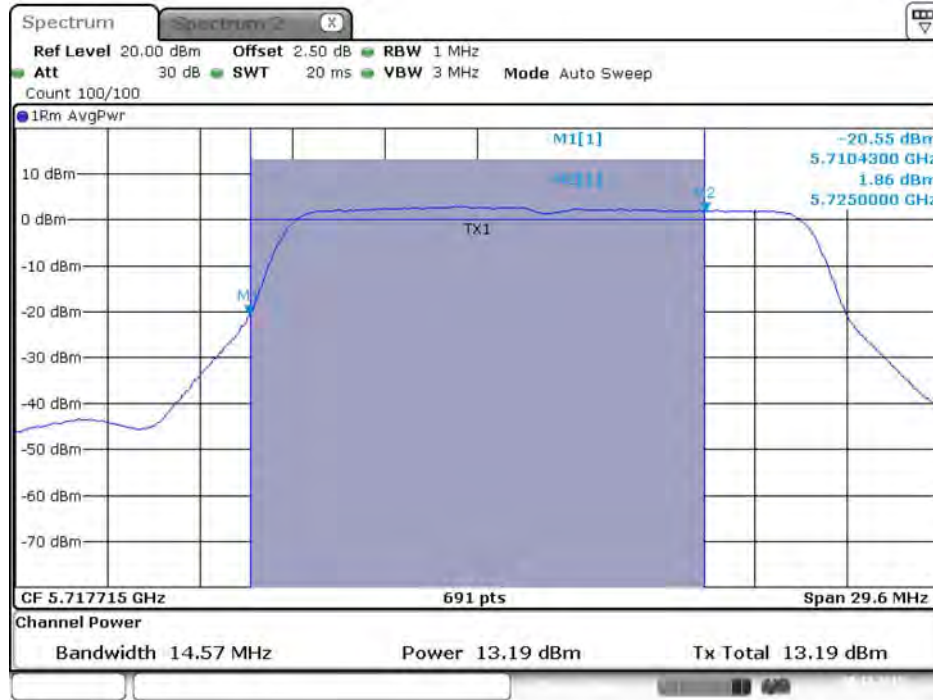
Date: 9 DEC.2015 01:50:08

Conducted Output Power Plot on Configuration IEEE 802.11a / Chain 2 / 5720 MHz (UNII 2C)



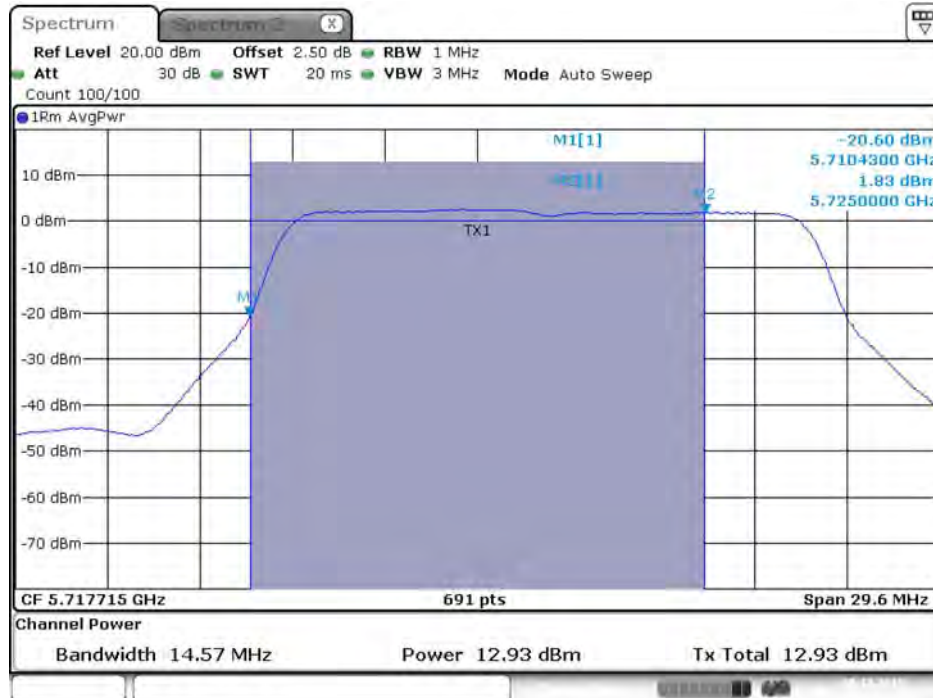
Date: 9 DEC.2015 01:50:15

Conducted Output Power Plot on Configuration IEEE 802.11a / Chain 3 / 5720 MHz (UNII 2C)



Date: 9 DEC.2015 01:50:22

Conducted Output Power Plot on Configuration IEEE 802.11a / Chain 4 / 5720 MHz (UNII 2C)



Date: 9 DEC.2015 01:50:30

Conducted Output Power Plot on Configuration IEEE 802. 11a / Chain 1 / 5720 MHz (UNII 3)



Date: 9 DEC.2015 01:50:11

Conducted Output Power Plot on Configuration IEEE 802. 11a / Chain 2 / 5720 MHz (UNII 3)



Date: 9 DEC.2015 01:50:18

Conducted Output Power Plot on Configuration IEEE 802. 11a / Chain 3 / 5720 MHz (UNII 3)



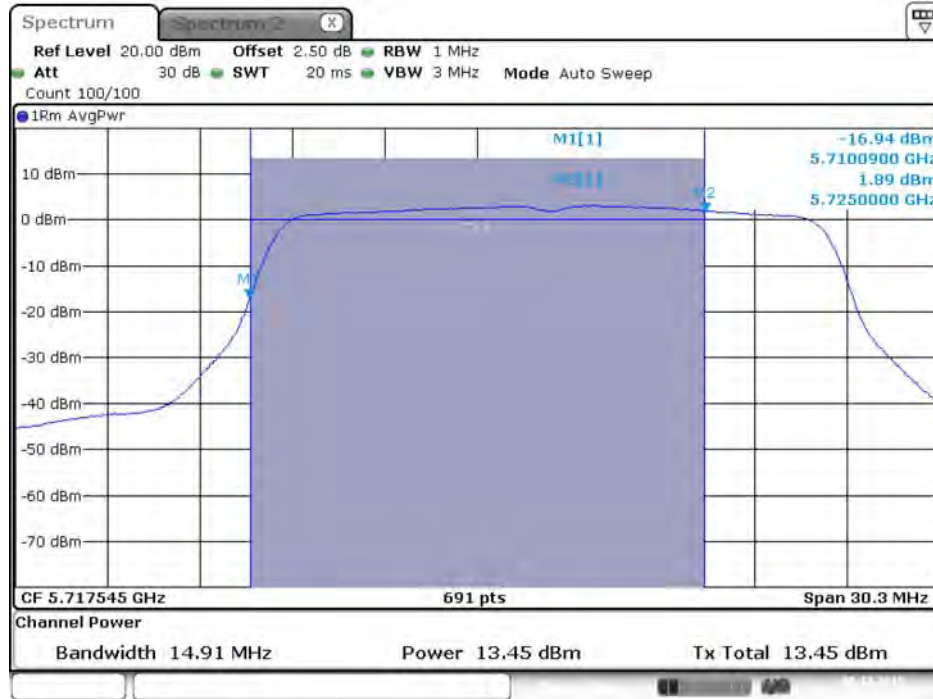
Date: 9 DEC.2015 01:50:25

Conducted Output Power Plot on Configuration IEEE 802. 11a / Chain 4 / 5720 MHz (UNII 3)



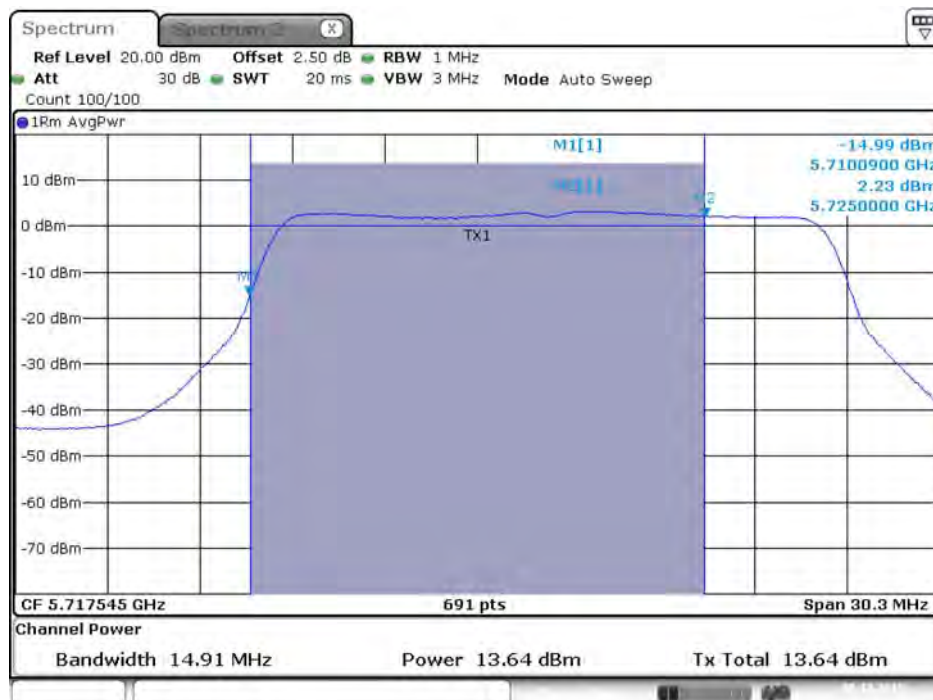
Date: 9 DEC.2015 01:50:33

Conducted Output Power Plot on Configuration IEEE 802.11ac MCS0/Nss1 VHT20 / Chain 1 / 5720 MHz (UNII 2C)



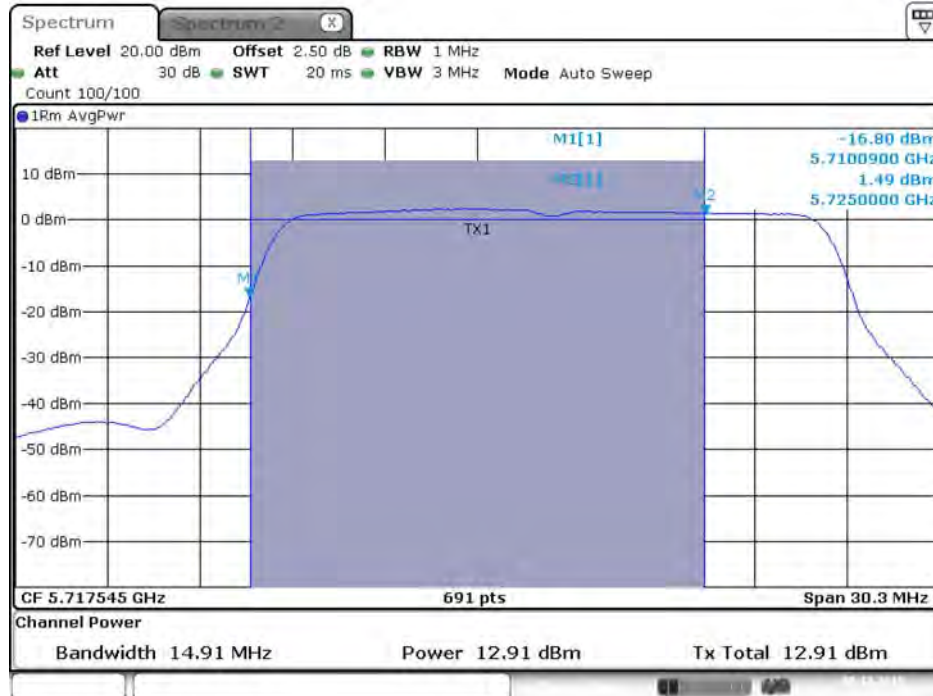
Date: 9 DEC.2015 01:58:39

Conducted Output Power Plot on Configuration IEEE 802.11ac MCS0/Nss1 VHT20 / Chain 2 / 5720 MHz (UNII 2C)



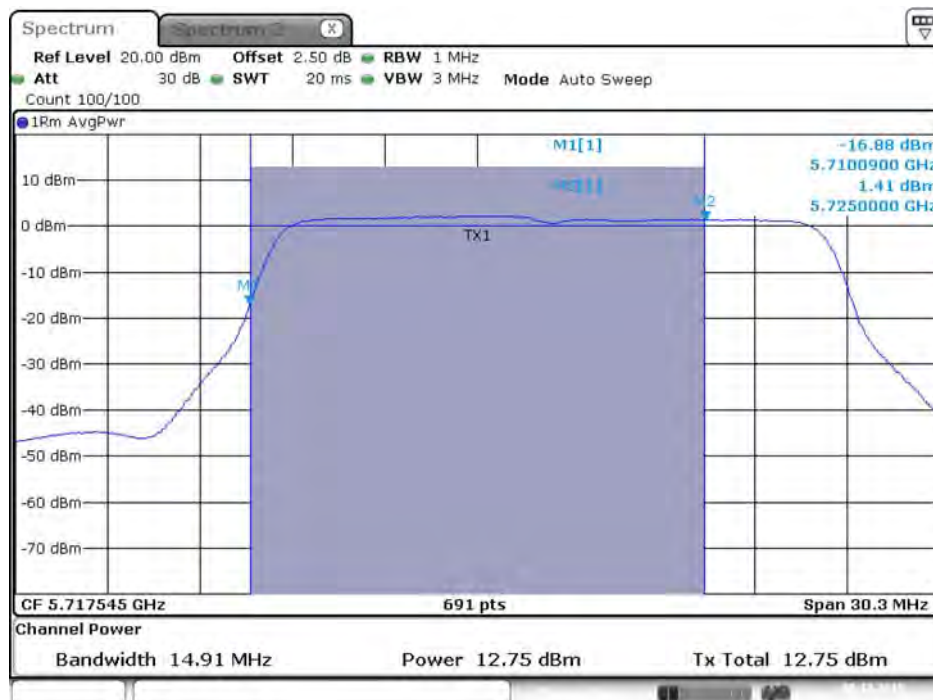
Date: 9 DEC.2015 01:58:46

Conducted Output Power Plot on Configuration IEEE 802.11ac MCS0/Nss1 VHT20 / Chain 3 / 5720 MHz (UNII 2C)



Date: 9 DEC.2015 01:58:53

Conducted Output Power Plot on Configuration IEEE 802.11ac MCS0/Nss1 VHT20 / Chain 4 / 5720 MHz (UNII 2C)



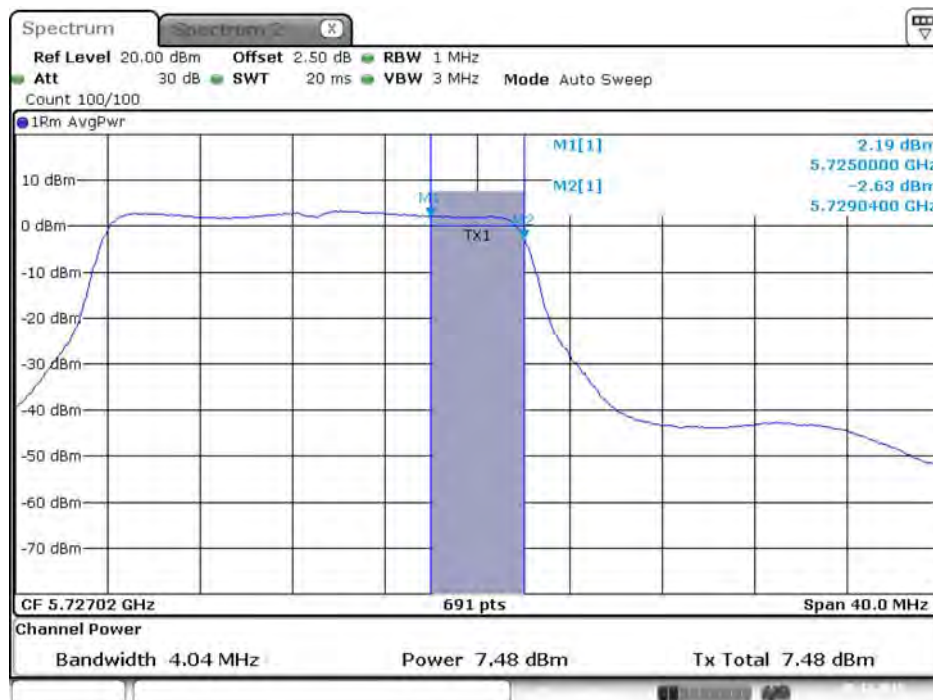
Date: 9 DEC.2015 01:59:01

Conducted Output Power Plot on Configuration IEEE 802.11ac MCS0/Nss1 VHT20 / Chain 1 / 5720 MHz (UNII 3)



Date: 9 DEC.2015 01:58:42

Conducted Output Power Plot on Configuration IEEE 802.11ac MCS0/Nss1 VHT20 / Chain 2 / 5720 MHz (UNII 3)



Date: 9 DEC.2015 01:58:49

Conducted Output Power Plot on Configuration IEEE 802.11ac MCS0/Nss1 VHT20 / Chain 3 / 5720 MHz (UNII 3)



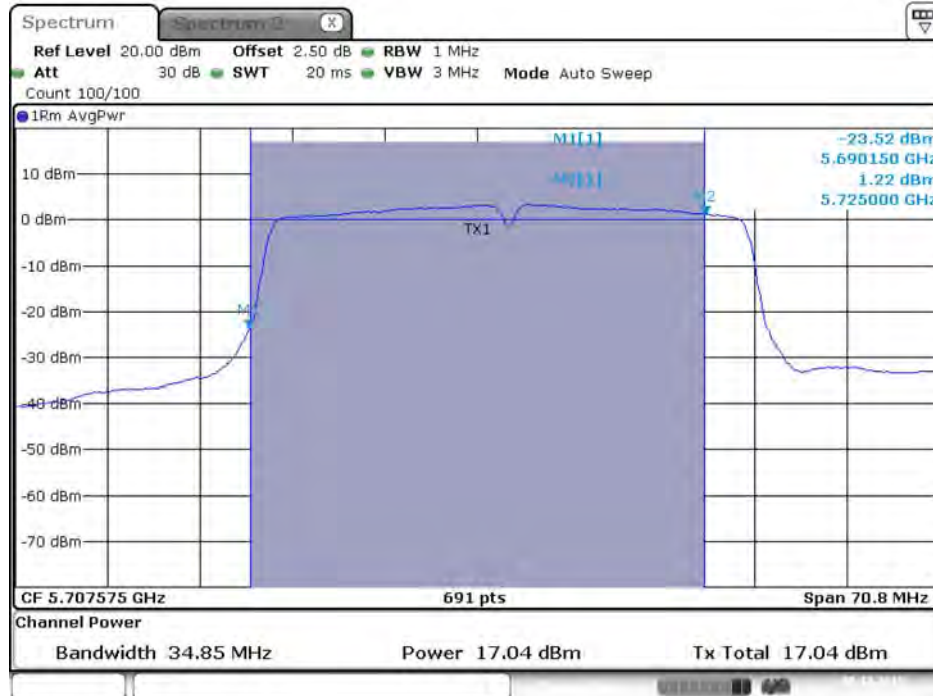
Date: 9 DEC.2015 01:58:56

Conducted Output Power Plot on Configuration IEEE 802.11ac MCS0/Nss1 VHT20 / Chain 4 / 5720 MHz (UNII 3)



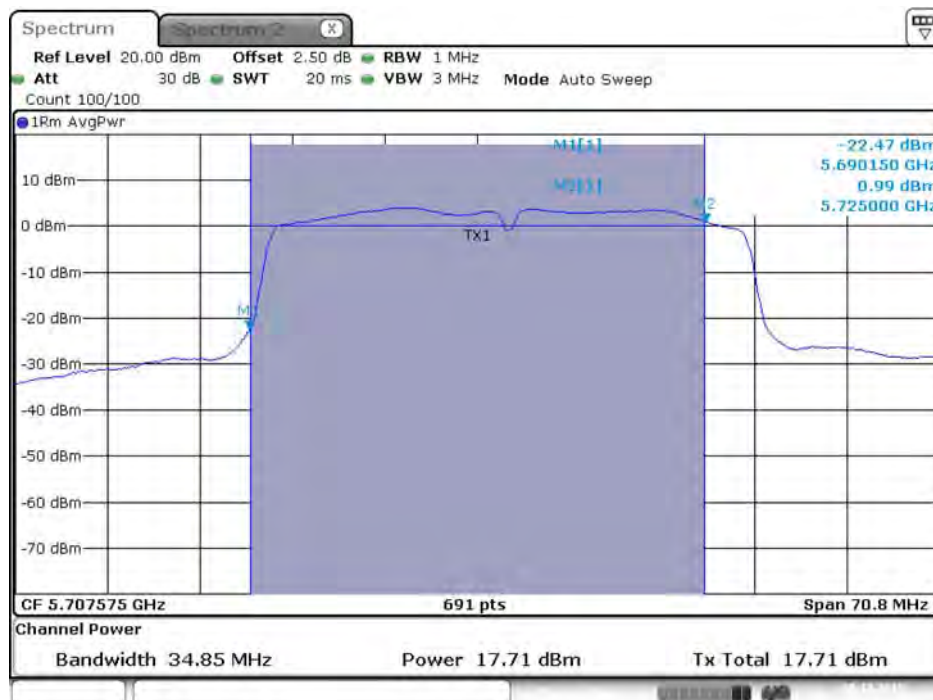
Date: 9 DEC.2015 01:59:04

Conducted Output Power Plot on Configuration IEEE 802.11ac MCS0/Nss1 VHT40 / Chain 1 / 5710 MHz (UNII 2C)



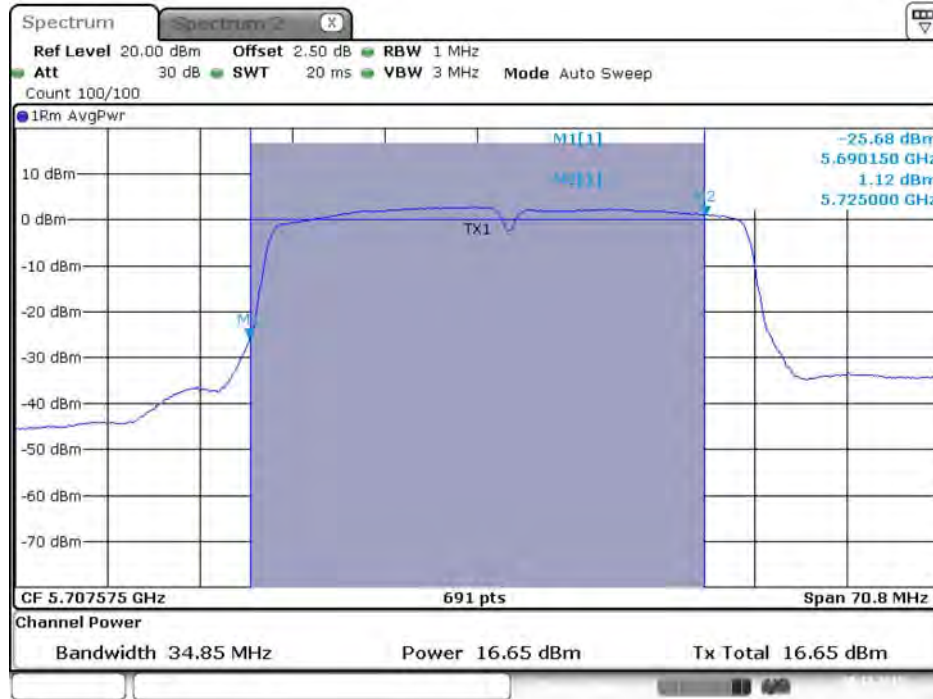
Date: 9 DEC.2015 02:10:28

Conducted Output Power Plot on Configuration IEEE 802.11ac MCS0/Nss1 VHT40 / Chain 2 / 5710 MHz (UNII 2C)



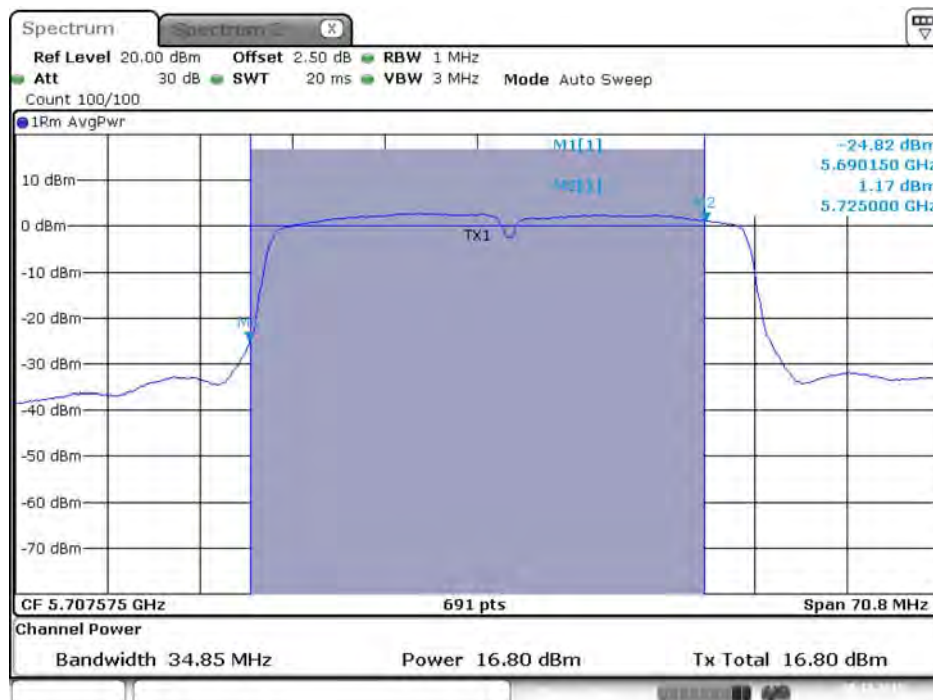
Date: 9 DEC.2015 02:10:35

Conducted Output Power Plot on Configuration IEEE 802.11ac MCS0/Nss1 VHT40 / Chain 3 / 5710 MHz (UNII 2C)



Date: 9 DEC.2015 02:10:42

Conducted Output Power Plot on Configuration IEEE 802.11ac MCS0/Nss1 VHT40 / Chain 4 / 5710 MHz (UNII 2C)



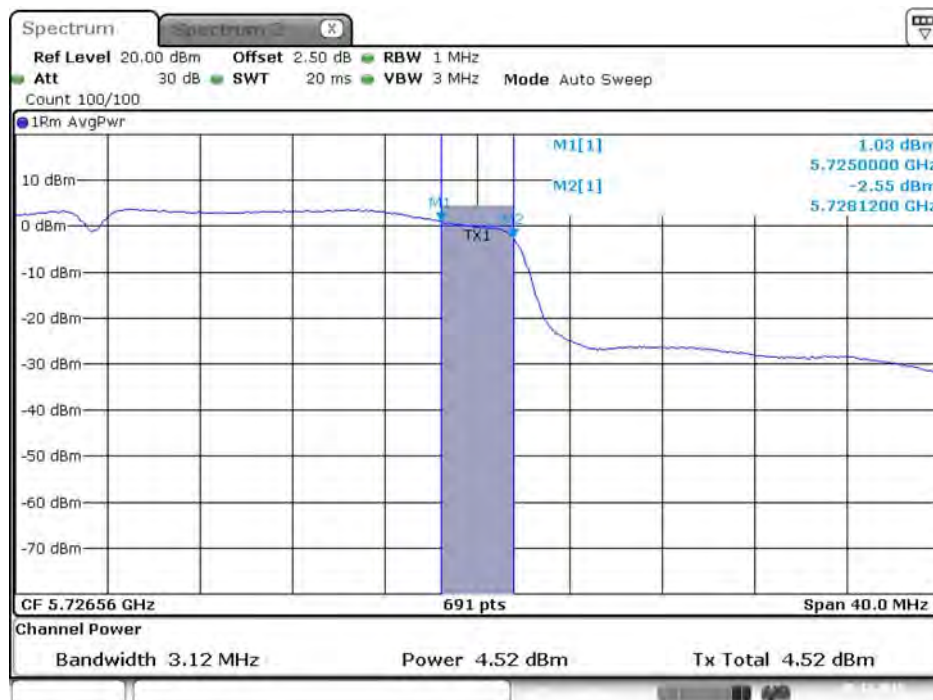
Date: 9 DEC.2015 02:10:50

Conducted Output Power Plot on Configuration IEEE 802.11ac MCS0/Nss1 VHT40 / Chain 1 / 5710 MHz (UNII 3)



Date: 9 DEC.2015 02:10:31

Conducted Output Power Plot on Configuration IEEE 802.11ac MCS0/Nss1 VHT40 / Chain 2 / 5710 MHz (UNII 3)



Date: 9 DEC.2015 02:10:38

Conducted Output Power Plot on Configuration IEEE 802.11ac MCS0/Nss1 VHT40 / Chain 3 / 5710 MHz (UNII 3)



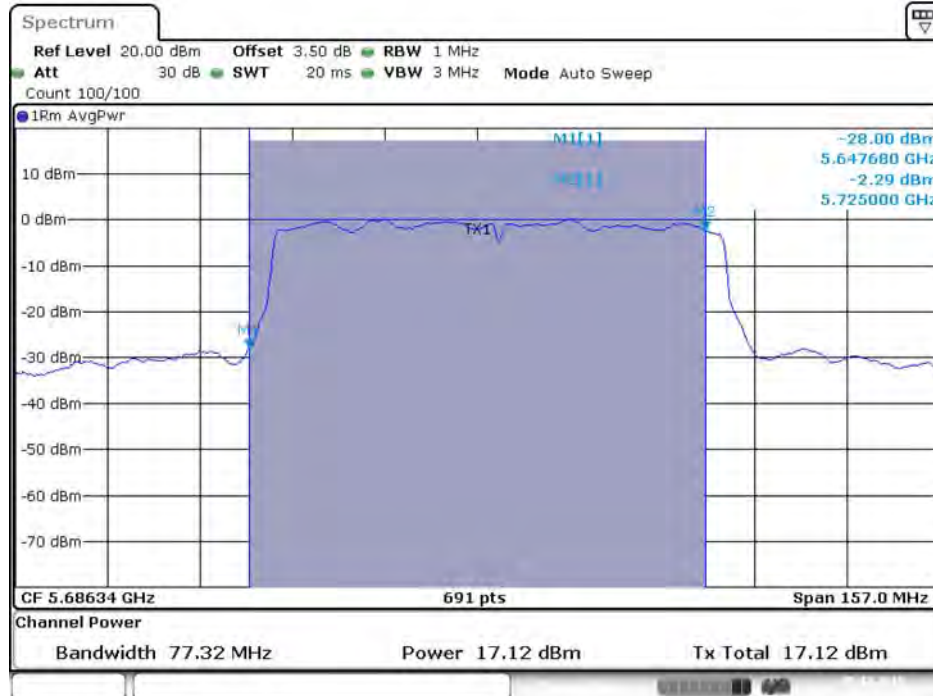
Date: 9 DEC.2015 02:10:46

Conducted Output Power Plot on Configuration IEEE 802.11ac MCS0/Nss1 VHT40 / Chain 4 / 5710 MHz (UNII 3)



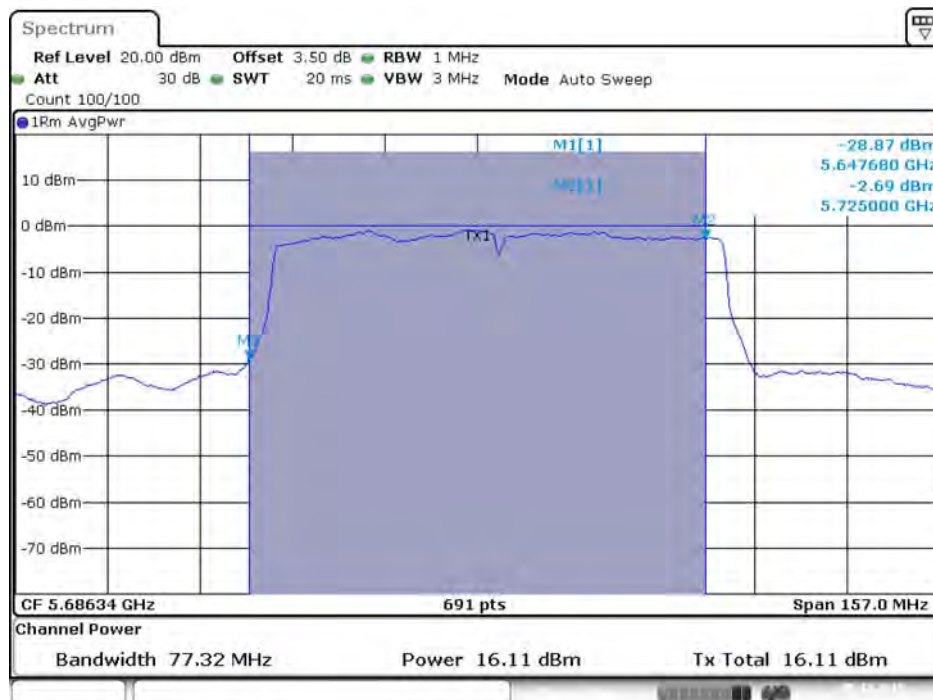
Date: 9 DEC.2015 02:10:53

Conducted Output Power Plot on Configuration IEEE 802.11ac MCS0/Nss1 VHT80 / Chain 1 / 5690 MHz (UNII 2C)



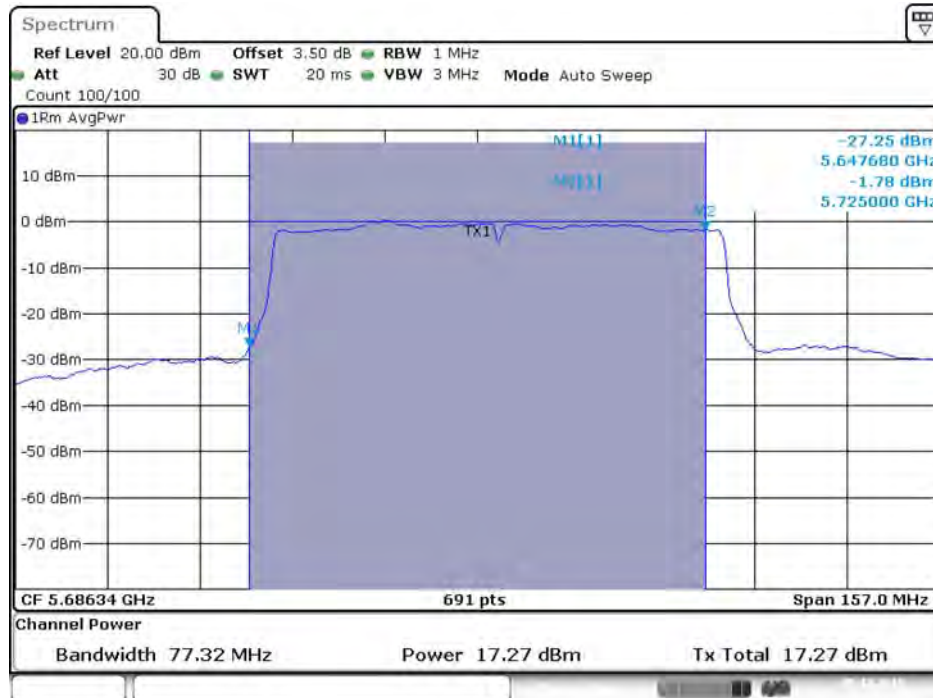
Date: 5.DEC.2015 16:11:14

Conducted Output Power Plot on Configuration IEEE 802.11ac MCS0/Nss1 VHT80 / Chain 2 / 5690 MHz (UNII 2C)



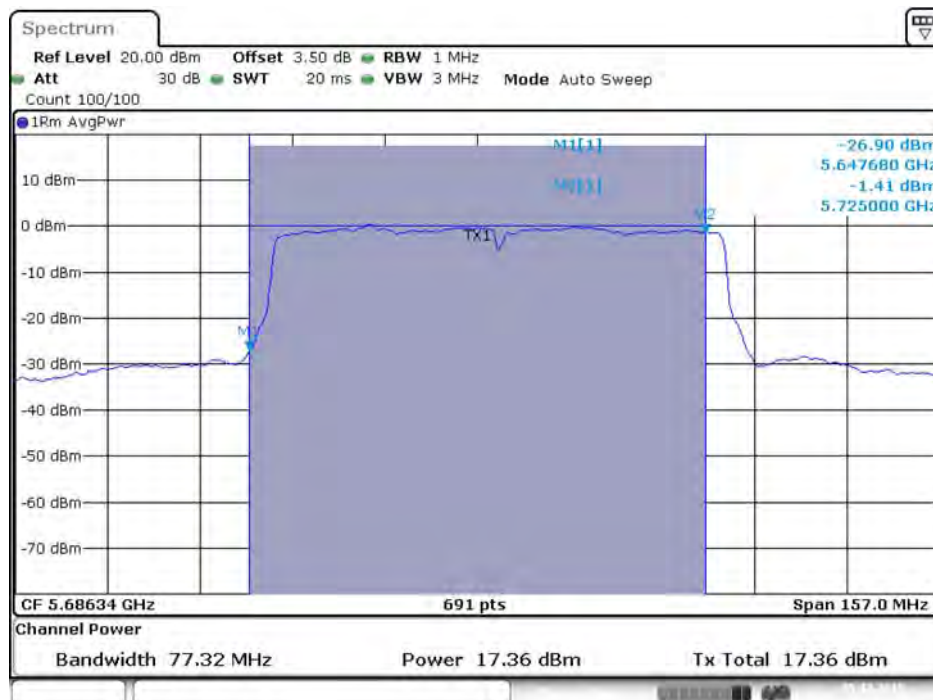
Date: 5.DEC.2015 16:11:21

Conducted Output Power Plot on Configuration IEEE 802.11ac MCS0/Nss1 VHT80 / Chain 3 / 5690 MHz (UNII 2C)



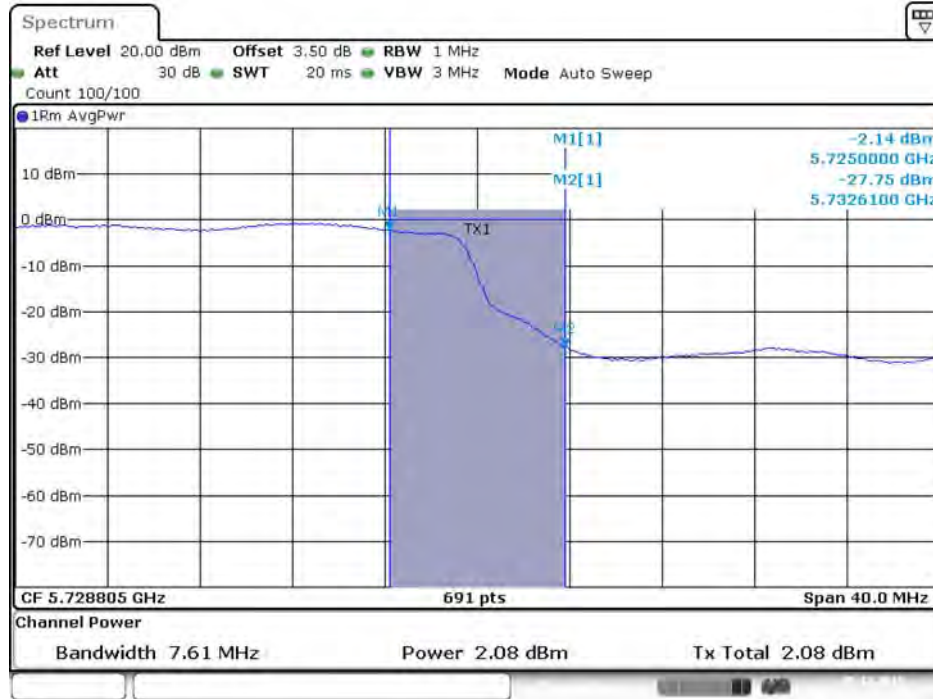
Date: 5.DEC.2015 16:11:29

Conducted Output Power Plot on Configuration IEEE 802.11ac MCS0/Nss1 VHT80 / Chain 4 / 5690 MHz (UNII 2C)



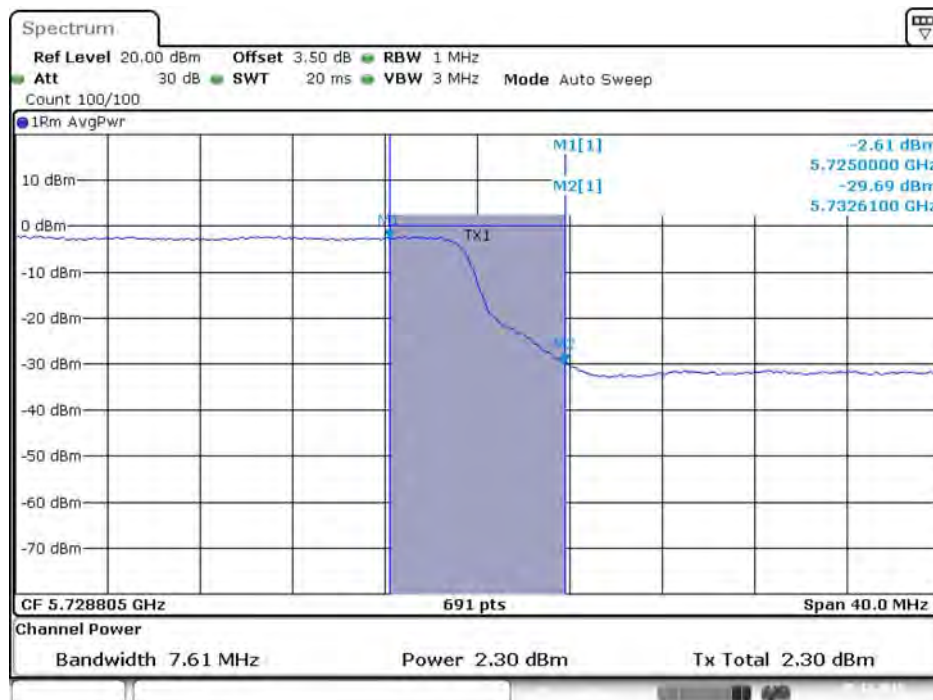
Date: 5.DEC.2015 16:11:36

Conducted Output Power Plot on Configuration IEEE 802.11ac MCS0/Nss1 VHT80 / Chain 1 / 5690 MHz (UNII 3)



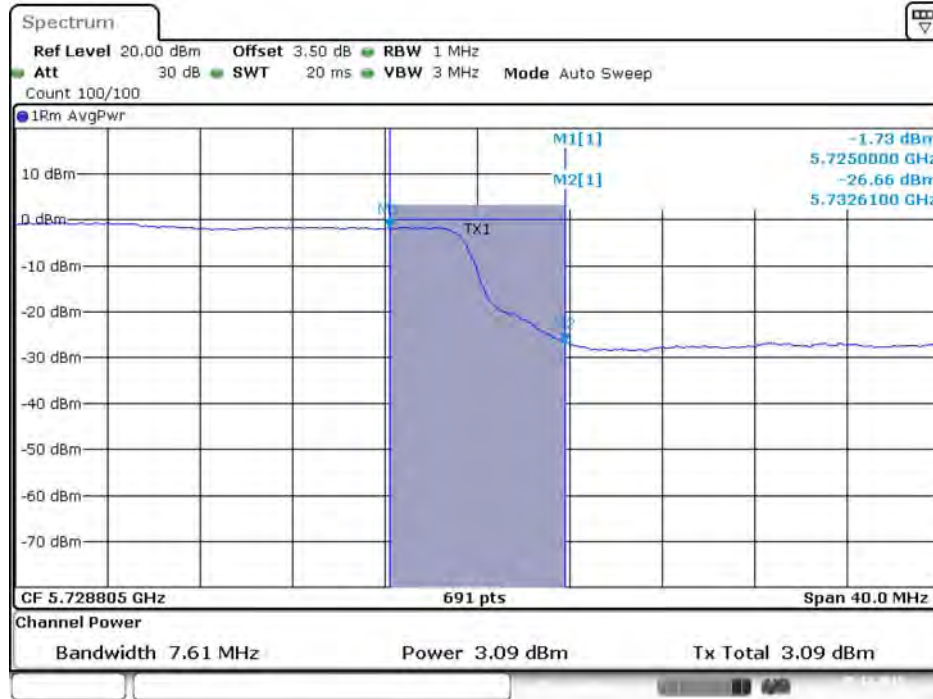
Date: 5.DEC.2015 16:11:17

Conducted Output Power Plot on Configuration IEEE 802.11ac MCS0/Nss1 VHT80 / Chain 2 / 5690 MHz (UNII 3)



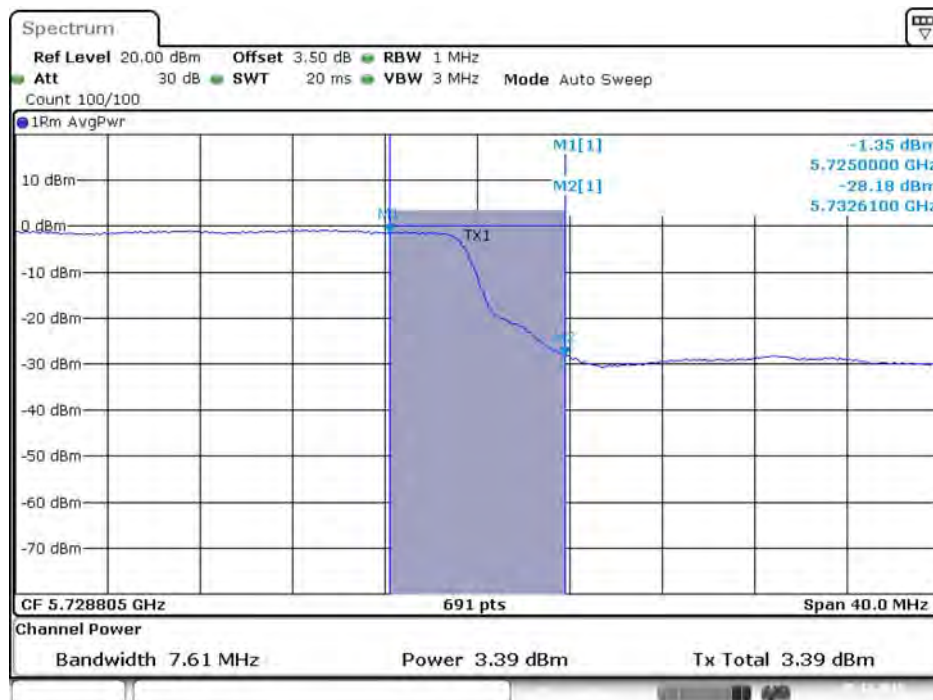
Date: 5.DEC.2015 16:11:25

Conducted Output Power Plot on Configuration IEEE 802.11ac MCS0/Nss1 VHT80 / Chain 3 / 5690 MHz (UNII 3)



Date: 5.DEC.2015 16:11:32

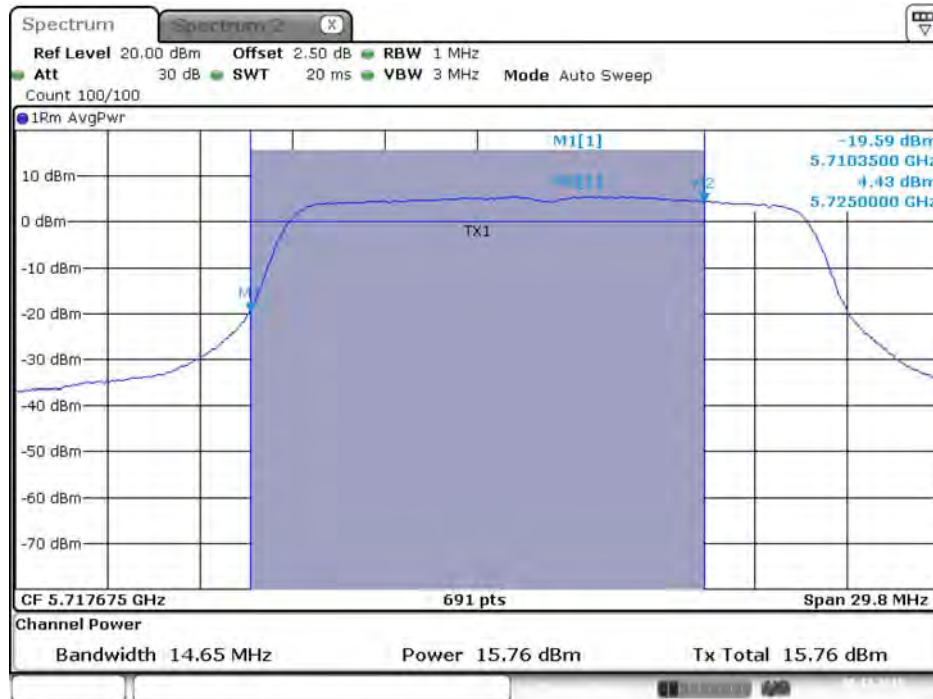
Conducted Output Power Plot on Configuration IEEE 802.11ac MCS0/Nss1 VHT80 / Chain 4 / 5690 MHz (UNII 3)



Date: 5.DEC.2015 16:11:40

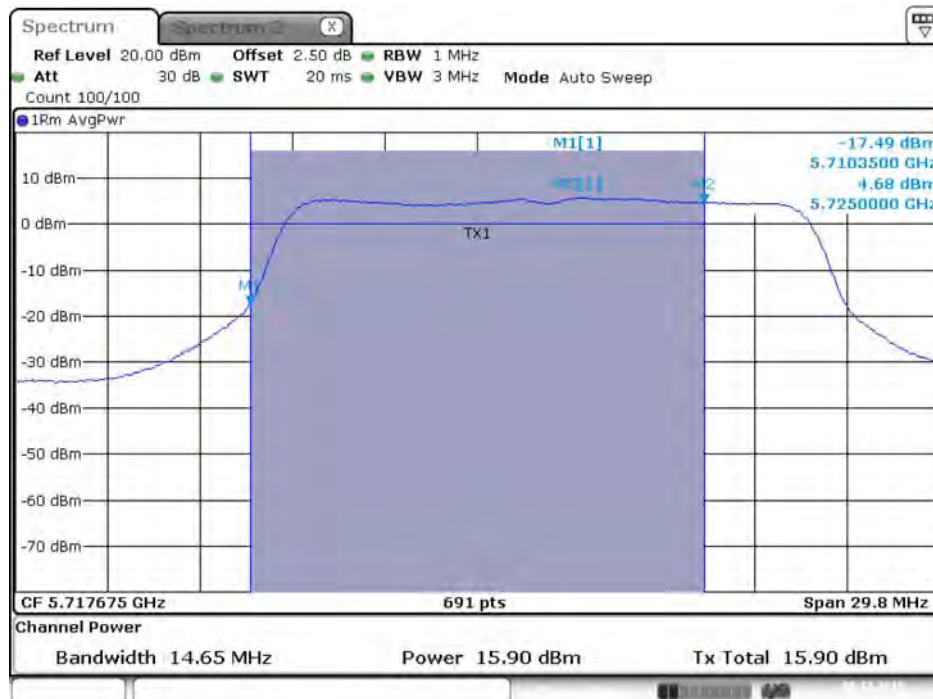
Mode 2: EUT 1 + Set 2 Sector Antenna / 4.5 dBi

Conducted Output Power Plot on Configuration IEEE 802.11a / Chain 1 / 5720 MHz (UNII 2C)



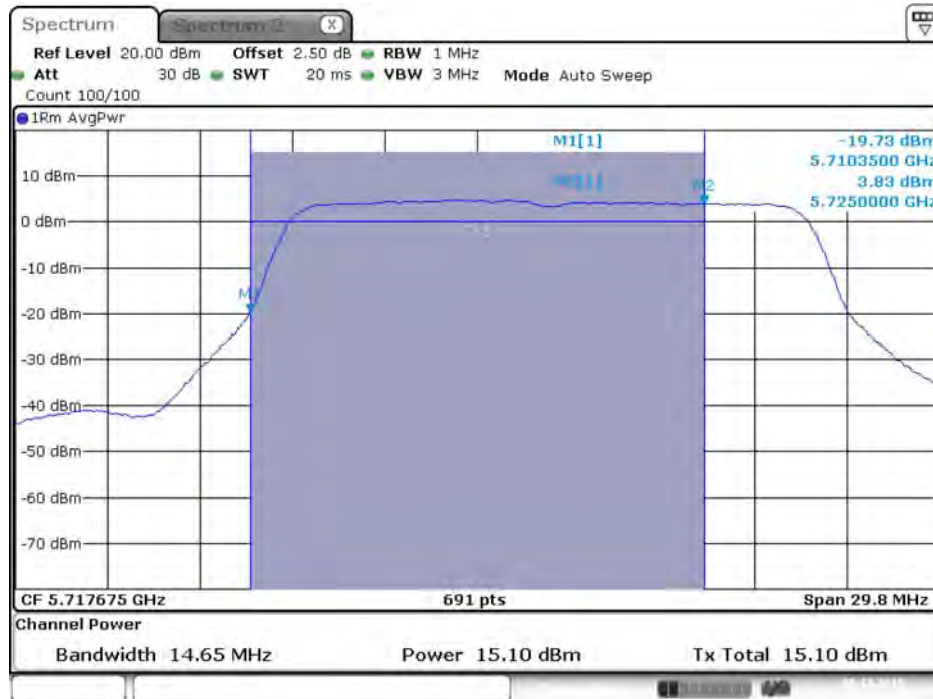
Date: 9 DEC.2015 02:16:28

Conducted Output Power Plot on Configuration IEEE 802.11a / Chain 2 / 5720 MHz (UNII 2C)



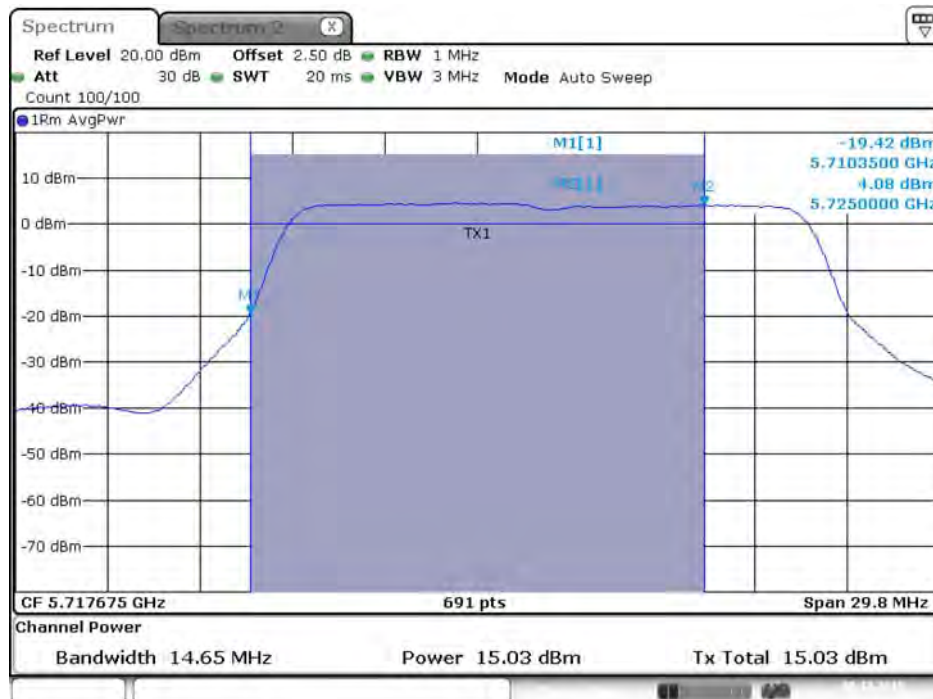
Date: 9 DEC.2015 02:16:36

Conducted Output Power Plot on Configuration IEEE 802.11a / Chain 3 / 5720 MHz (UNII 2C)



Date: 9 DEC.2015 02:16:43

Conducted Output Power Plot on Configuration IEEE 802.11a / Chain 4 / 5720 MHz (UNII 2C)



Date: 9 DEC.2015 02:16:50

Conducted Output Power Plot on Configuration IEEE 802. 11a / Chain 1 / 5720 MHz (UNII 3)



Date: 9 DEC.2015 02:16:31

Conducted Output Power Plot on Configuration IEEE 802. 11a / Chain 2 / 5720 MHz (UNII 3)



Date: 9 DEC.2015 02:16:39

Conducted Output Power Plot on Configuration IEEE 802. 11a / Chain 3 / 5720 MHz (UNII 3)



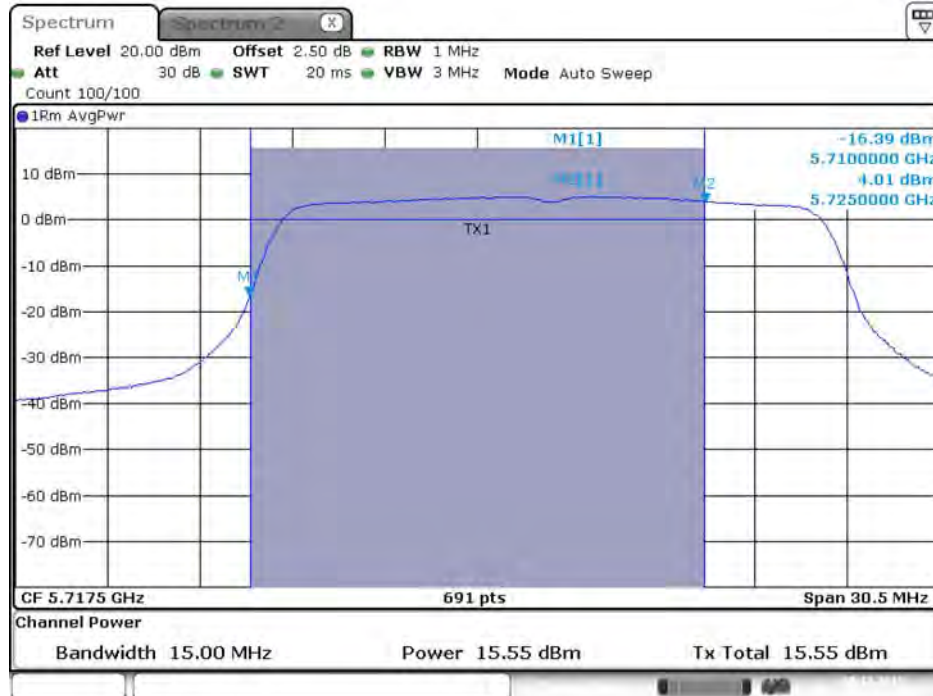
Date: 9 DEC.2015 02:16:46

Conducted Output Power Plot on Configuration IEEE 802. 11a / Chain 4 / 5720 MHz (UNII 3)



Date: 9 DEC.2015 02:16:53

Conducted Output Power Plot on Configuration IEEE 802.11ac MCS0/Nss1 VHT20 / Chain 1 / 5720 MHz (UNII 2C)



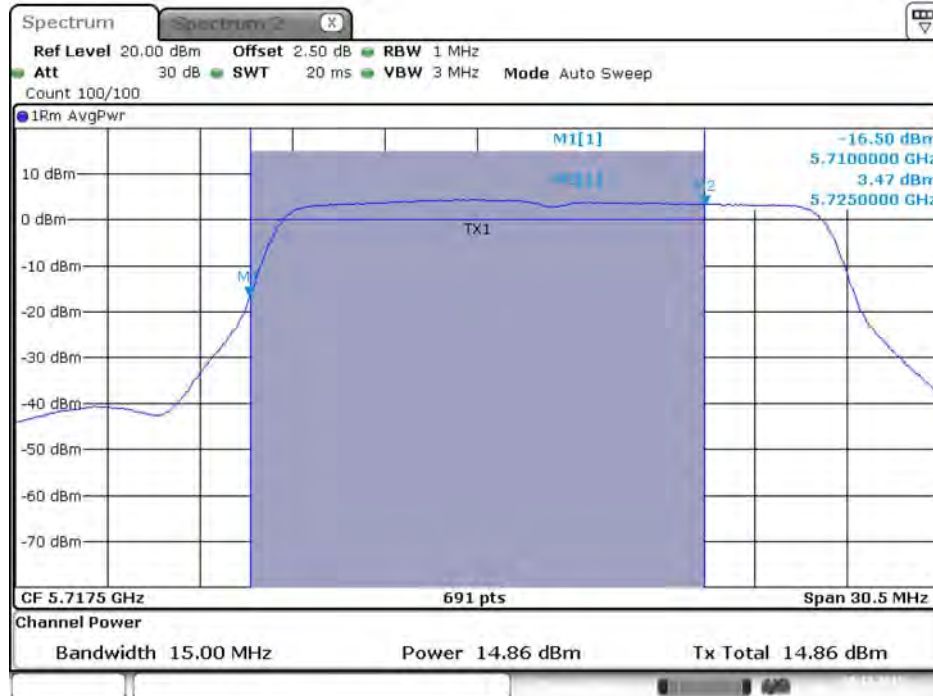
Date: 9 DEC.2015 02:24:52

Conducted Output Power Plot on Configuration IEEE 802.11ac MCS0/Nss1 VHT20 / Chain 2 / 5720 MHz (UNII 2C)



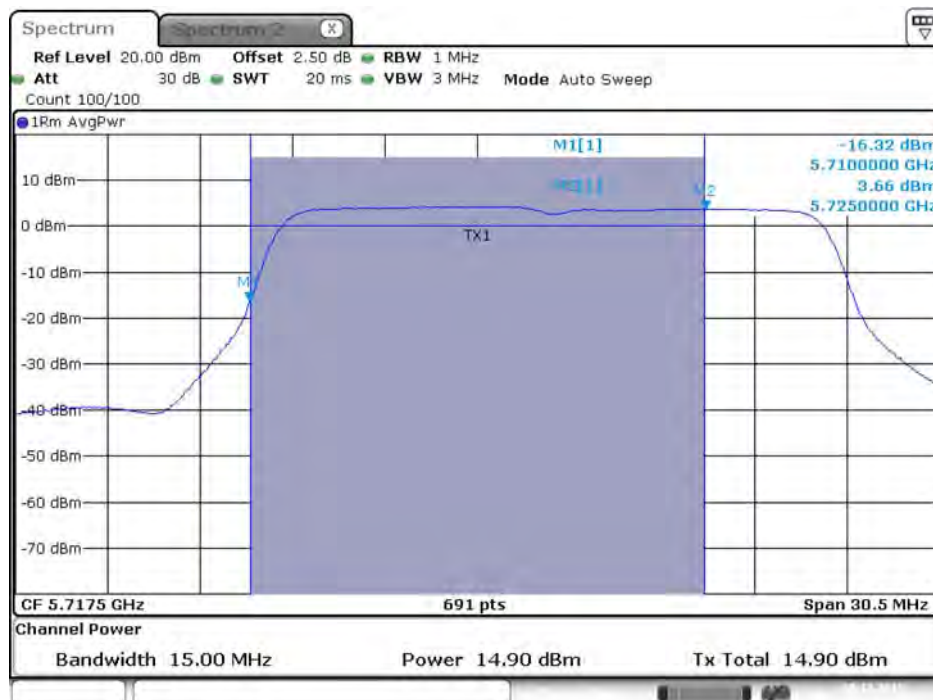
Date: 9 DEC.2015 02:25:00

Conducted Output Power Plot on Configuration IEEE 802.11ac MCS0/Nss1 VHT20 / Chain 3 / 5720 MHz (UNII 2C)



Date: 9 DEC.2015 02:25:07

Conducted Output Power Plot on Configuration IEEE 802.11ac MCS0/Nss1 VHT20 / Chain 4 / 5720 MHz (UNII 2C)



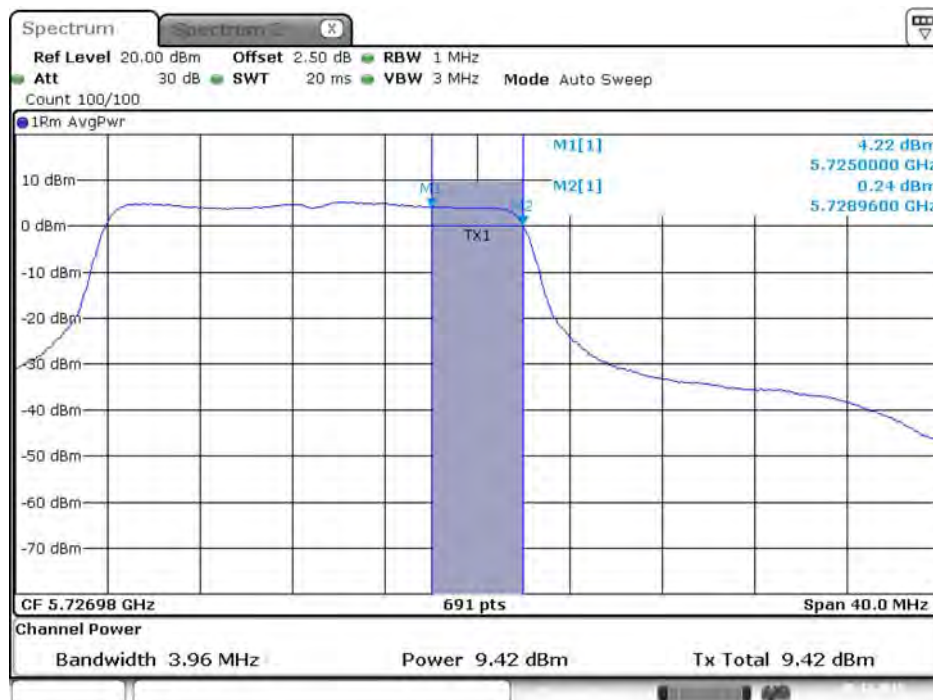
Date: 9 DEC.2015 02:25:14

Conducted Output Power Plot on Configuration IEEE 802.11ac MCS0/Nss1 VHT20 / Chain 1 / 5720 MHz (UNII 3)



Date: 9 DEC.2015 02:24:56

Conducted Output Power Plot on Configuration IEEE 802.11ac MCS0/Nss1 VHT20 / Chain 2 / 5720 MHz (UNII 3)



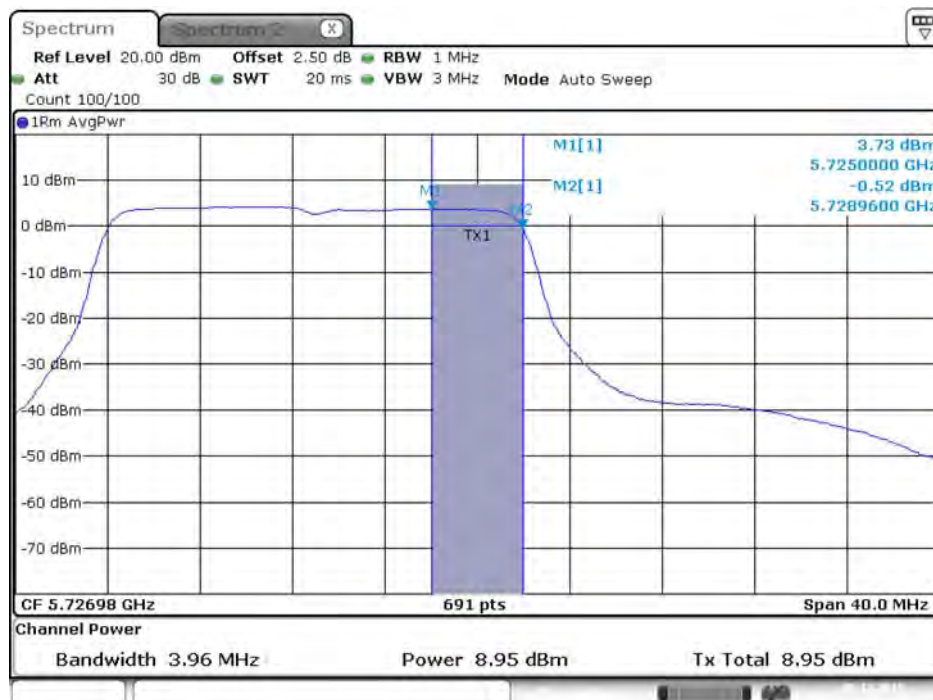
Date: 9 DEC.2015 02:25:03

Conducted Output Power Plot on Configuration IEEE 802.11ac MCS0/Nss1 VHT20 / Chain 3 / 5720 MHz (UNII 3)



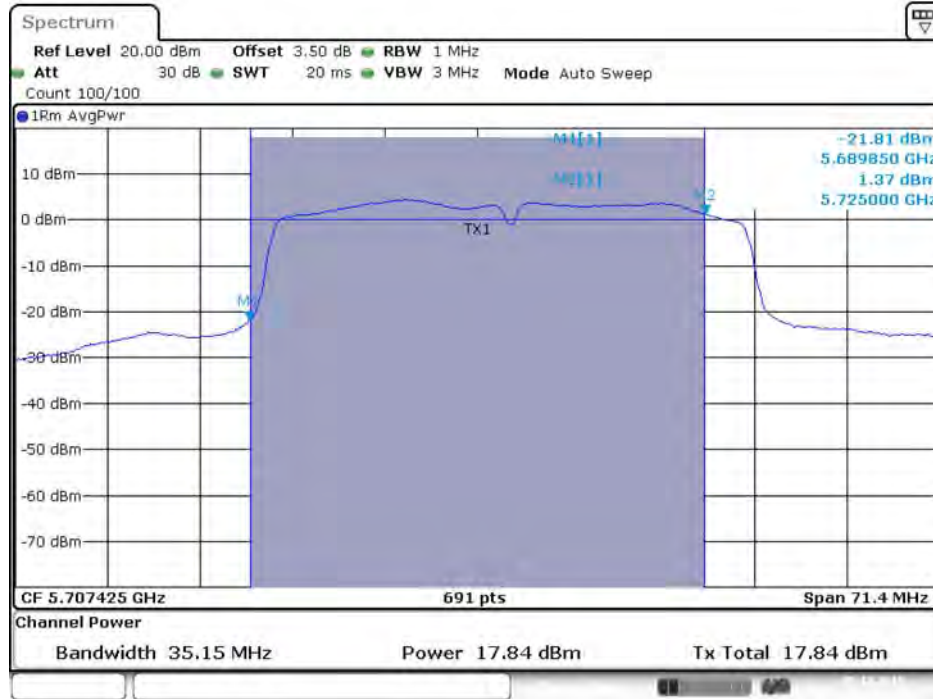
Date: 9 DEC.2015 02:25:10

Conducted Output Power Plot on Configuration IEEE 802.11ac MCS0/Nss1 VHT20 / Chain 4 / 5720 MHz (UNII 3)



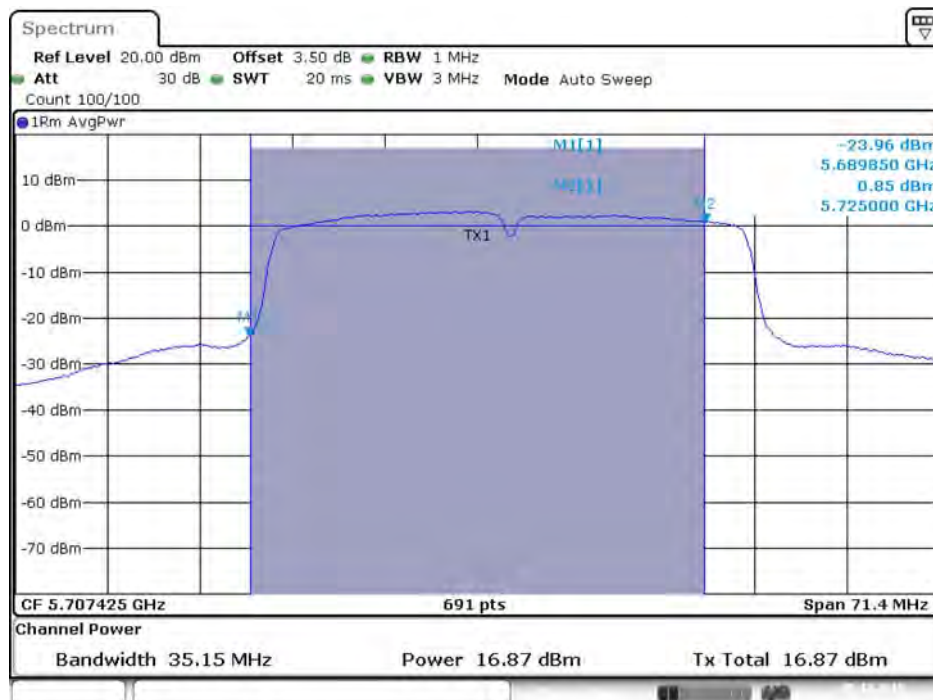
Date: 9 DEC.2015 02:25:18

Conducted Output Power Plot on Configuration IEEE 802.11ac MCS0/Nss1 VHT40 / Chain 1 / 5710 MHz (UNII 2C)



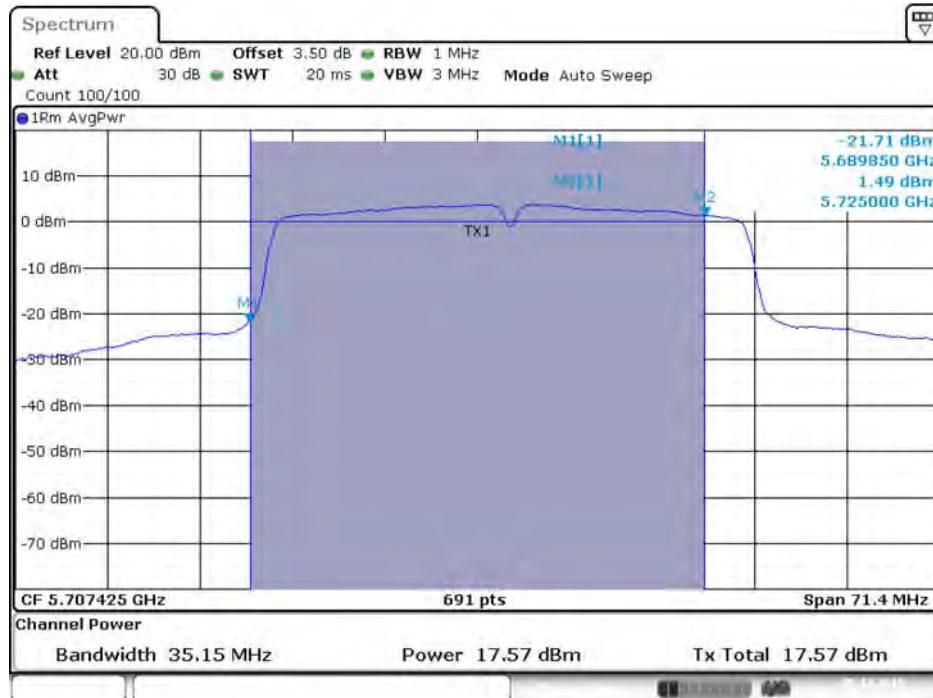
Date: 5 DEC.2015 17:03:53

Conducted Output Power Plot on Configuration IEEE 802.11ac MCS0/Nss1 VHT40 / Chain 2 / 5710 MHz (UNII 2C)



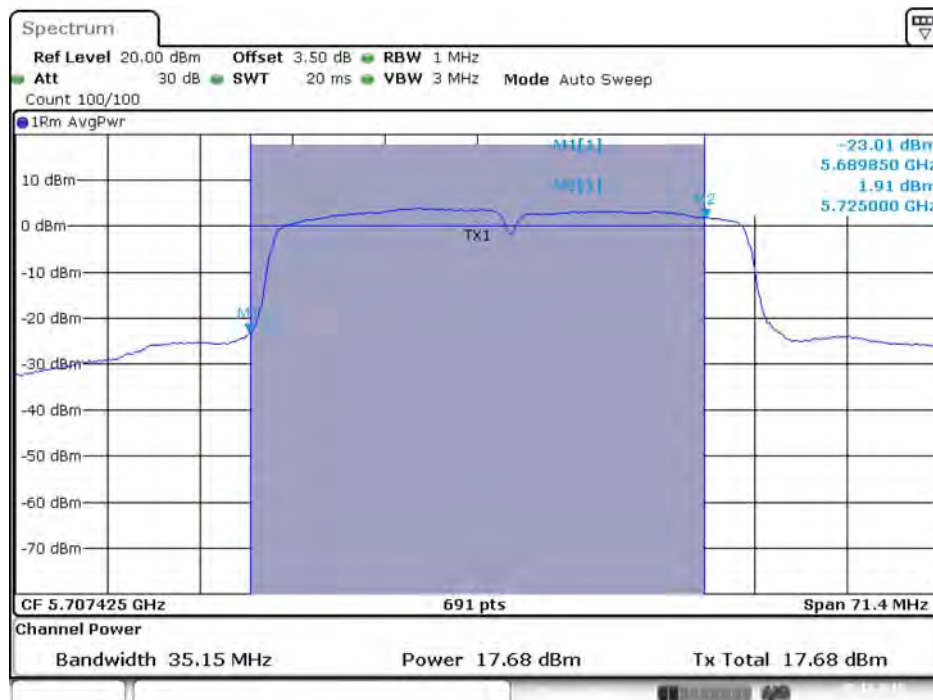
Date: 5 DEC.2015 17:04:00

Conducted Output Power Plot on Configuration IEEE 802.11ac MCS0/Nss1 VHT40 / Chain 3 / 5710 MHz (UNII 2C)



Date: 5.DEC.2015 17:04:07

Conducted Output Power Plot on Configuration IEEE 802.11ac MCS0/Nss1 VHT40 / Chain 4 / 5710 MHz (UNII 2C)



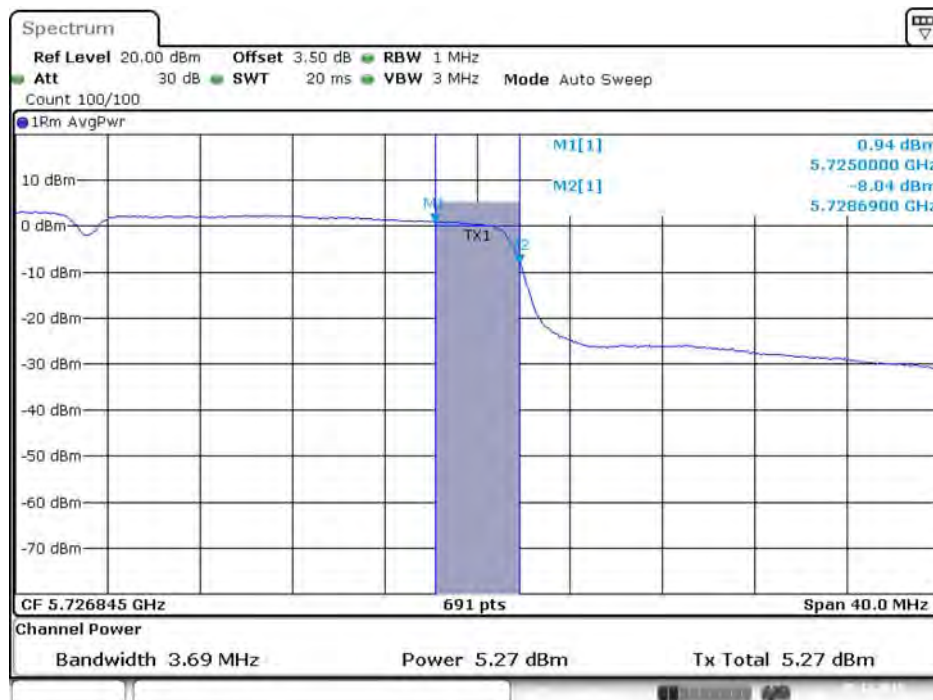
Date: 5.DEC.2015 17:04:15

Conducted Output Power Plot on Configuration IEEE 802.11ac MCS0/Nss1 VHT40 / Chain 1 / 5710 MHz (UNII 3)



Date: 5 DEC.2015 17:03:56

Conducted Output Power Plot on Configuration IEEE 802.11ac MCS0/Nss1 VHT40 / Chain 2 / 5710 MHz (UNII 3)



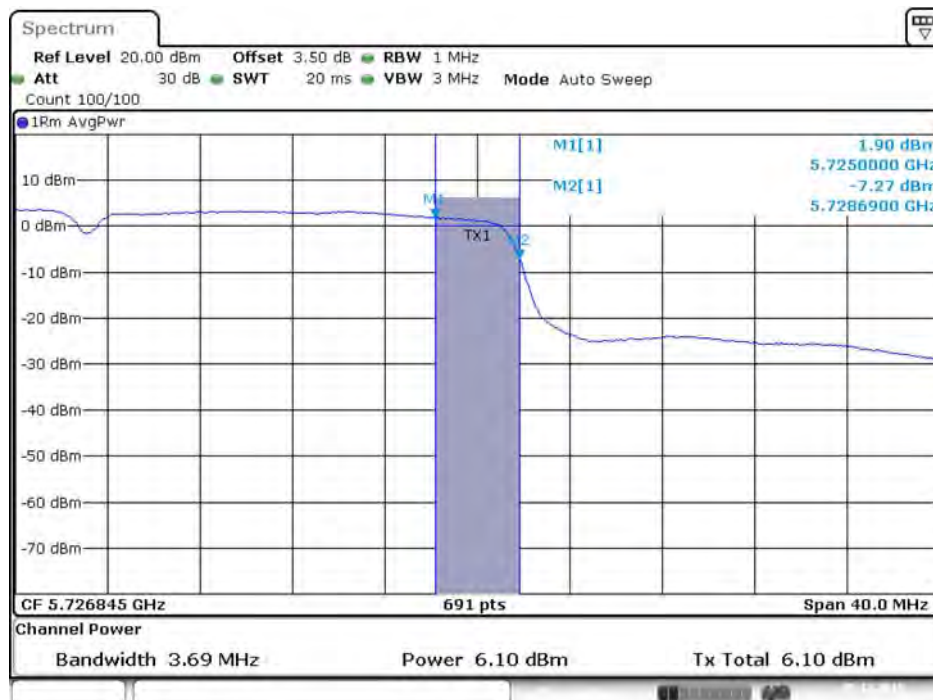
Date: 5 DEC.2015 17:04:03

Conducted Output Power Plot on Configuration IEEE 802.11ac MCS0/Nss1 VHT40 / Chain 3 / 5710 MHz (UNII 3)



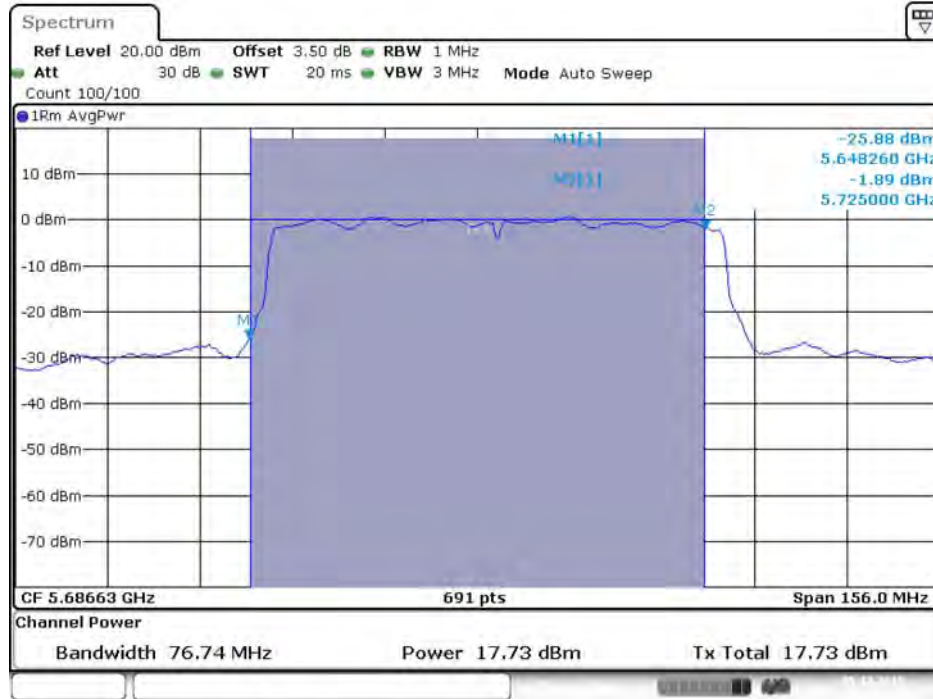
Date: 5.DEC.2015 17:04:11

Conducted Output Power Plot on Configuration IEEE 802.11ac MCS0/Nss1 VHT40 / Chain 4 / 5710 MHz (UNII 3)



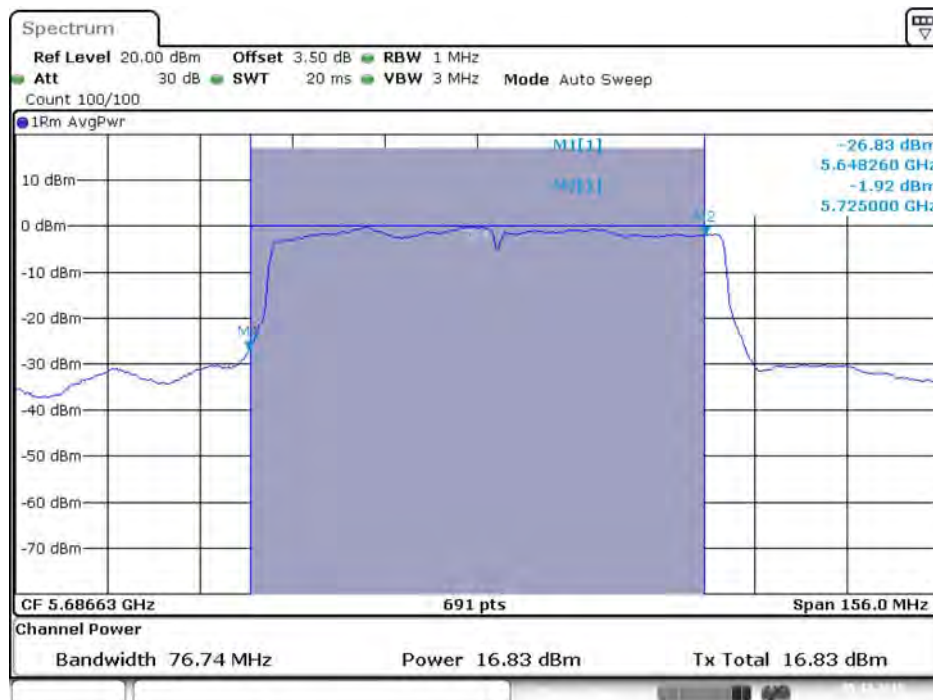
Date: 5.DEC.2015 17:04:18

Conducted Output Power Plot on Configuration IEEE 802.11ac MCS0/Nss1 VHT80 / Chain 1 / 5690 MHz (UNII 2C)



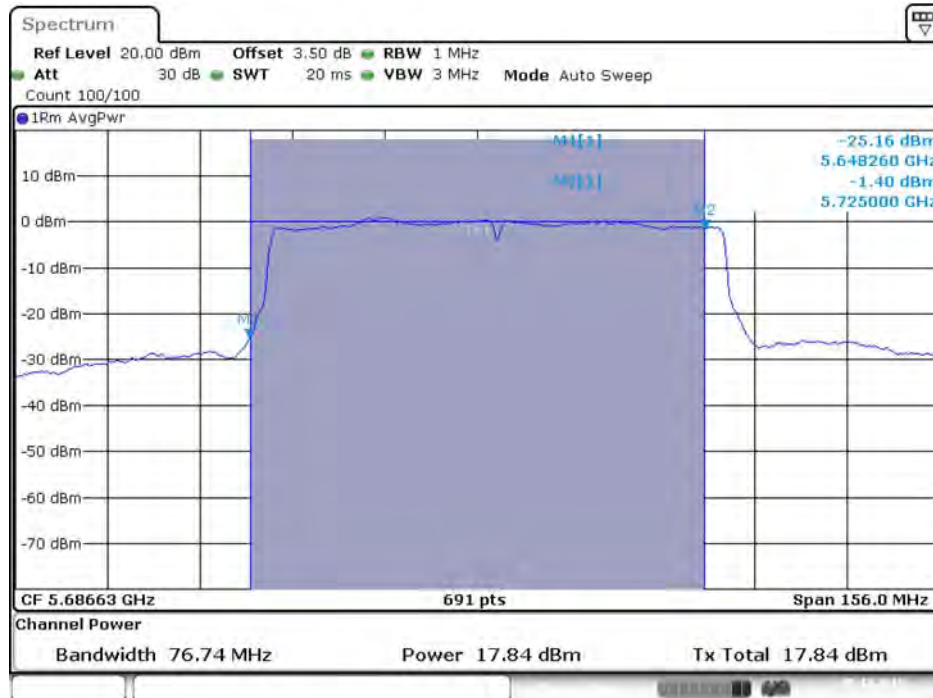
Date: 5.DEC.2015 13:54:02

Conducted Output Power Plot on Configuration IEEE 802.11ac MCS0/Nss1 VHT80 / Chain 2 / 5690 MHz (UNII 2C)



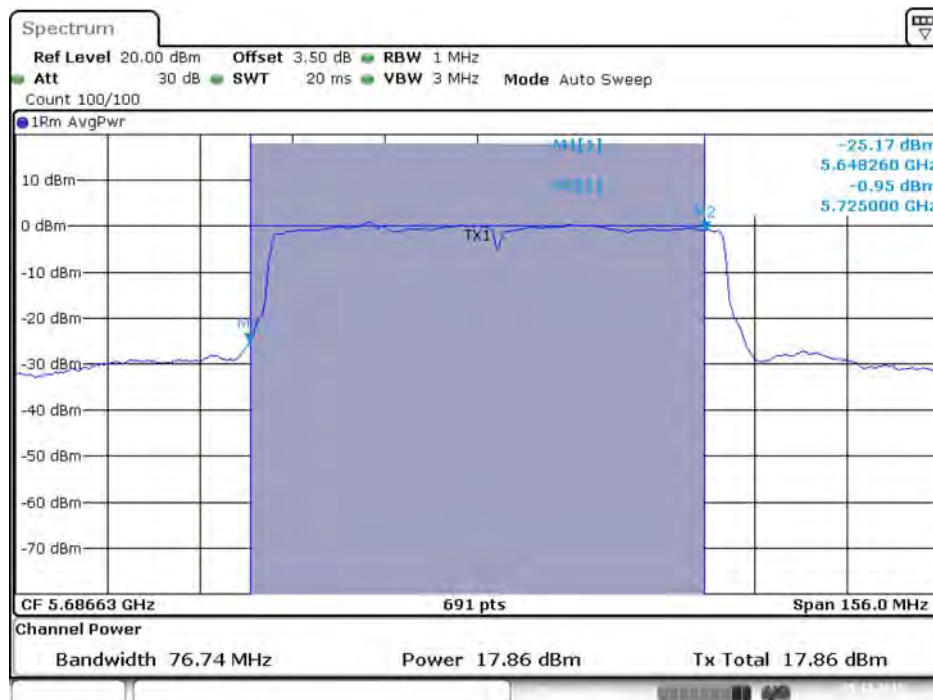
Date: 5.DEC.2015 13:54:09

Conducted Output Power Plot on Configuration IEEE 802.11ac MCS0/Nss1 VHT80 / Chain 3 / 5690 MHz (UNII 2C)



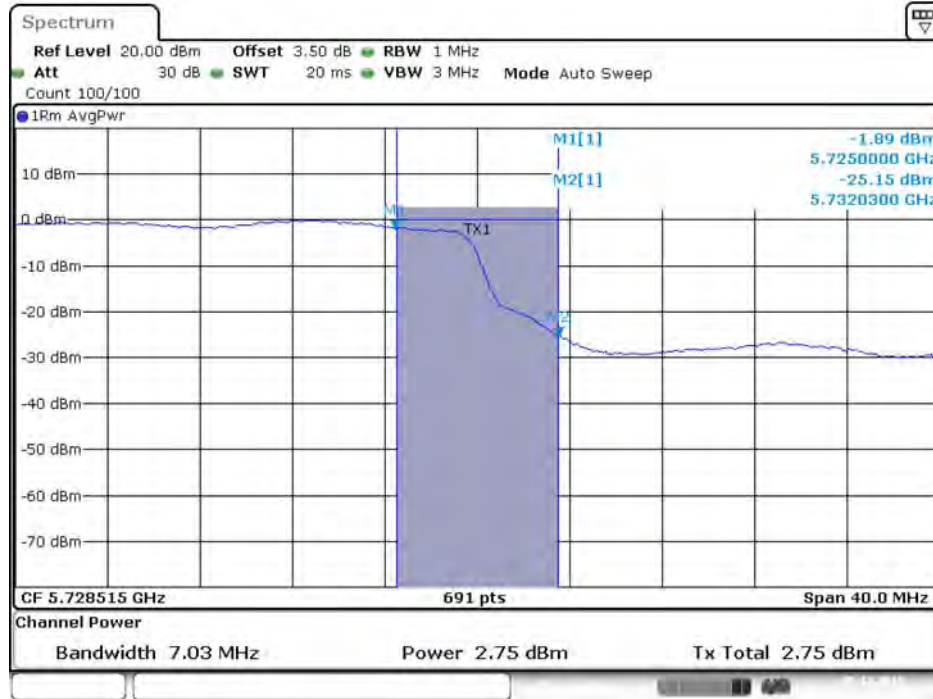
Date: 5 DEC.2015 13:54:17

Conducted Output Power Plot on Configuration IEEE 802.11ac MCS0/Nss1 VHT80 / Chain 4 / 5690 MHz (UNII 2C)



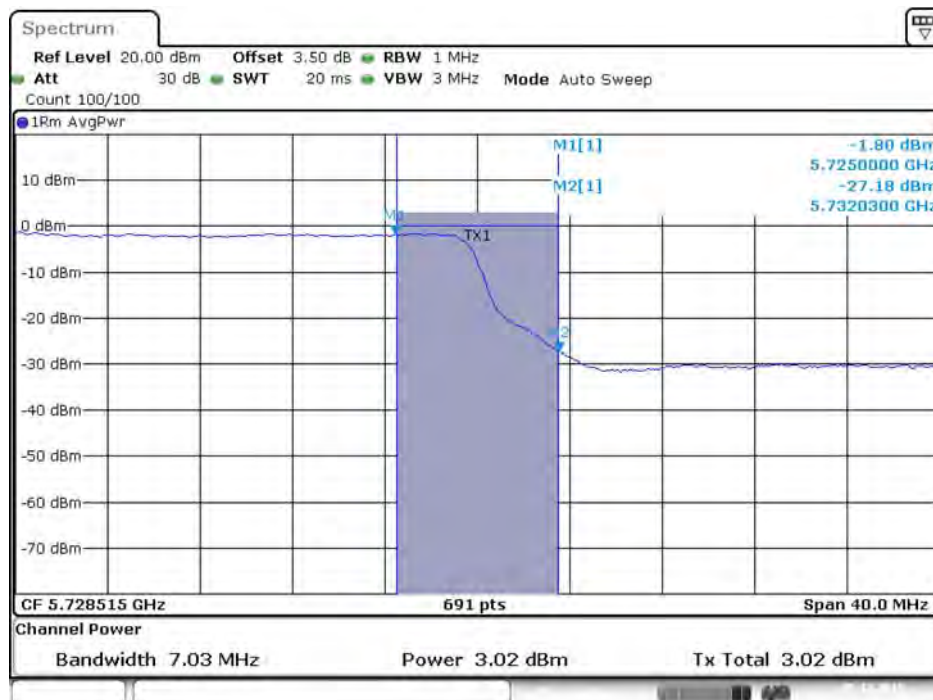
Date: 5 DEC.2015 13:54:24

Conducted Output Power Plot on Configuration IEEE 802.11ac MCS0/Nss1 VHT80 / Chain 1 / 5690 MHz (UNII 3)



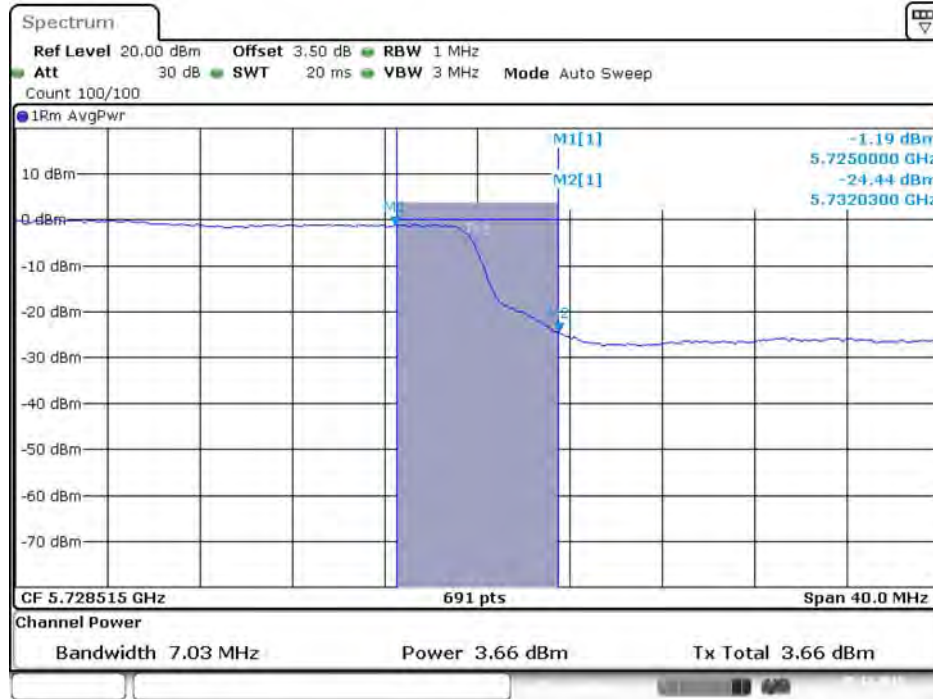
Date: 5.DEC.2015 13:54:05

Conducted Output Power Plot on Configuration IEEE 802.11ac MCS0/Nss1 VHT80 / Chain 2 / 5690 MHz (UNII 3)



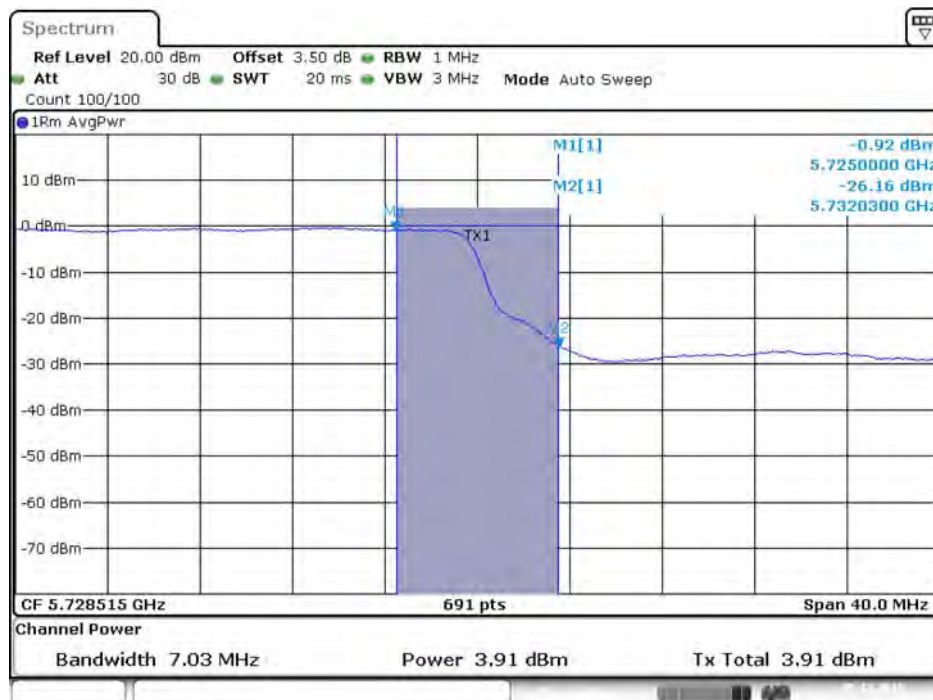
Date: 5.DEC.2015 13:54:12

Conducted Output Power Plot on Configuration IEEE 802.11ac MCS0/Nss1 VHT80 / Chain 3 / 5690 MHz (UNII 3)



Date: 5.DEC.2015 13:54:20

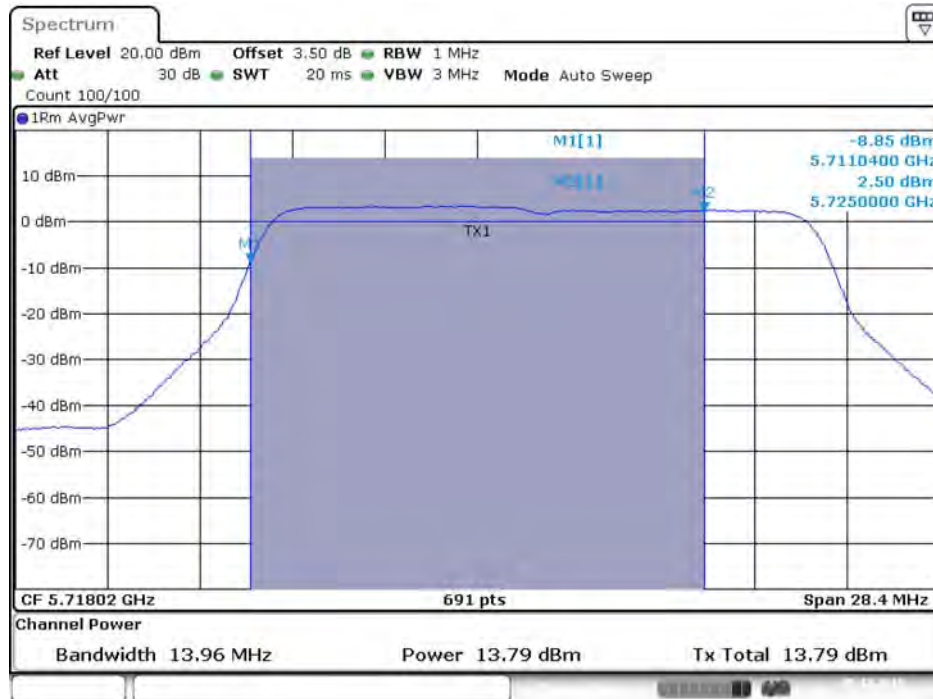
Conducted Output Power Plot on Configuration IEEE 802.11ac MCS0/Nss1 VHT80 / Chain 4 / 5690 MHz (UNII 3)



Date: 5.DEC.2015 13:54:27

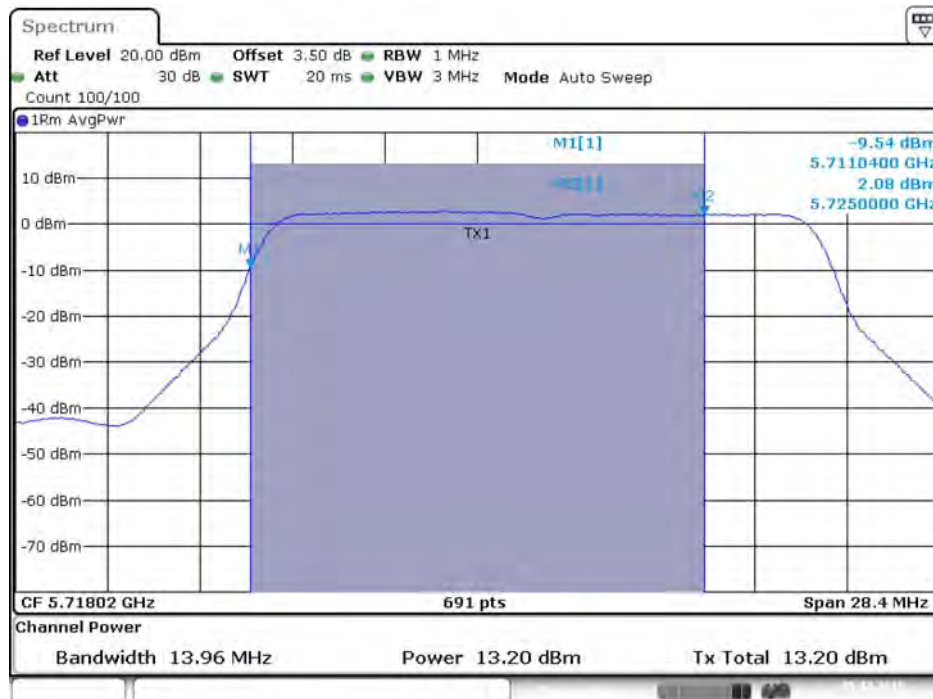
Mode 3: EUT 1 + Set 3 Sector Antenna / 5.5 dBi

Conducted Output Power Plot on Configuration IEEE 802.11a / Chain 1 / 5720 MHz (UNII 2C)



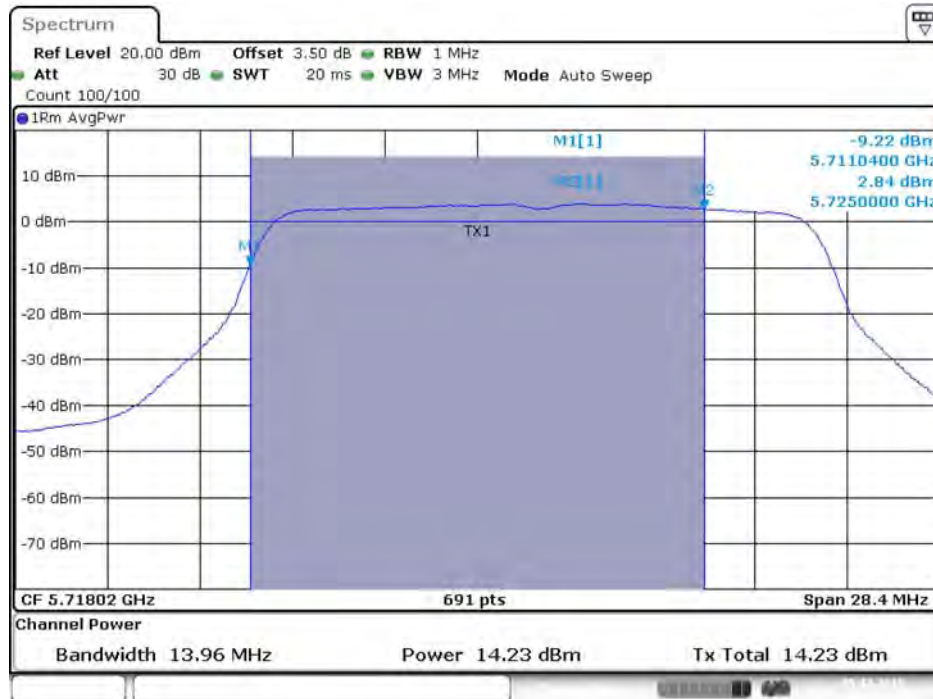
Date: 5.DEC.2015 08:22:53

Conducted Output Power Plot on Configuration IEEE 802.11a / Chain 2 / 5720 MHz (UNII 2C)



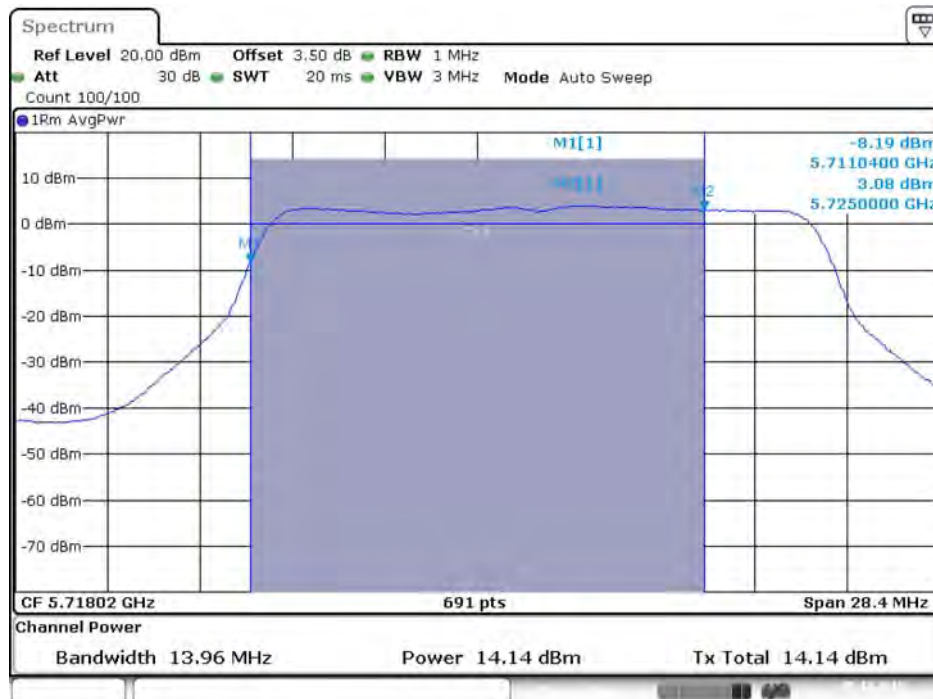
Date: 5.DEC.2015 08:23:01

Conducted Output Power Plot on Configuration IEEE 802.11a / Chain 3 / 5720 MHz (UNII 2C)



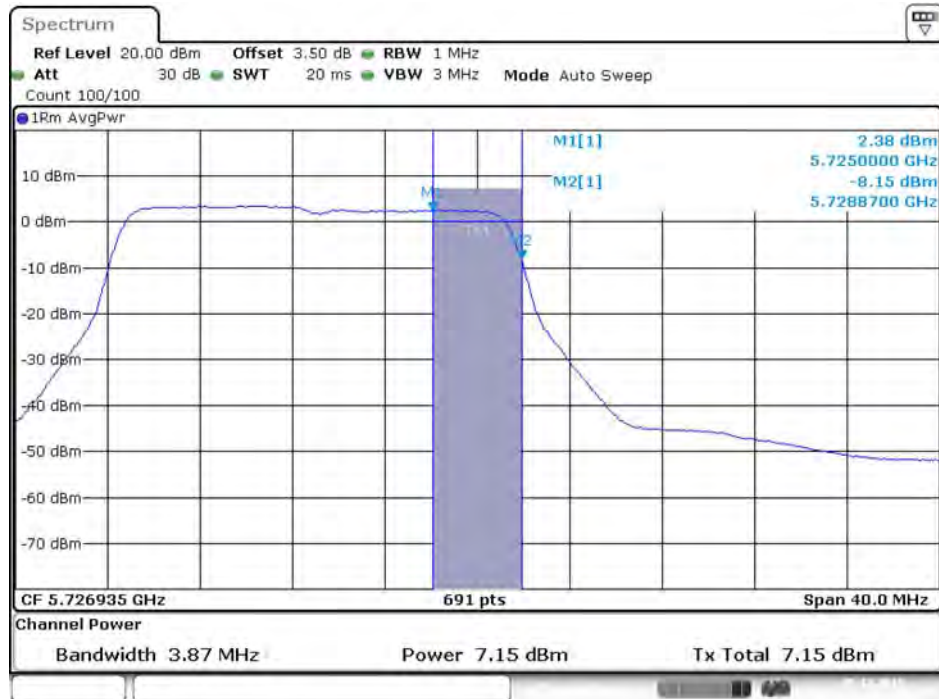
Date: 5.DEC.2015 08:23:08

Conducted Output Power Plot on Configuration IEEE 802.11a / Chain 4 / 5720 MHz (UNII 2C)



Date: 5.DEC.2015 08:23:15

Conducted Output Power Plot on Configuration IEEE 802. 11a / Chain 1 / 5720 MHz (UNII 3)



Date: 5.DEC.2015 08:22:56

Conducted Output Power Plot on Configuration IEEE 802. 11a / Chain 2 / 5720 MHz (UNII 3)



Date: 5.DEC.2015 08:23:04

Conducted Output Power Plot on Configuration IEEE 802. 11a / Chain 3 / 5720 MHz (UNII 3)



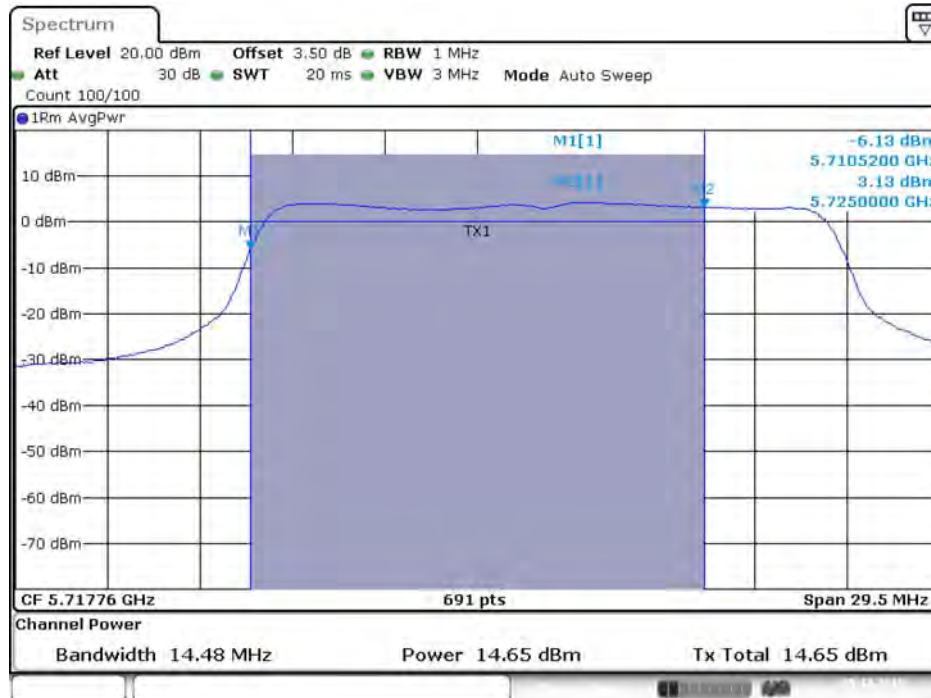
Date: 5.DEC.2015 08:23:11

Conducted Output Power Plot on Configuration IEEE 802. 11a / Chain 4 / 5720 MHz (UNII 3)



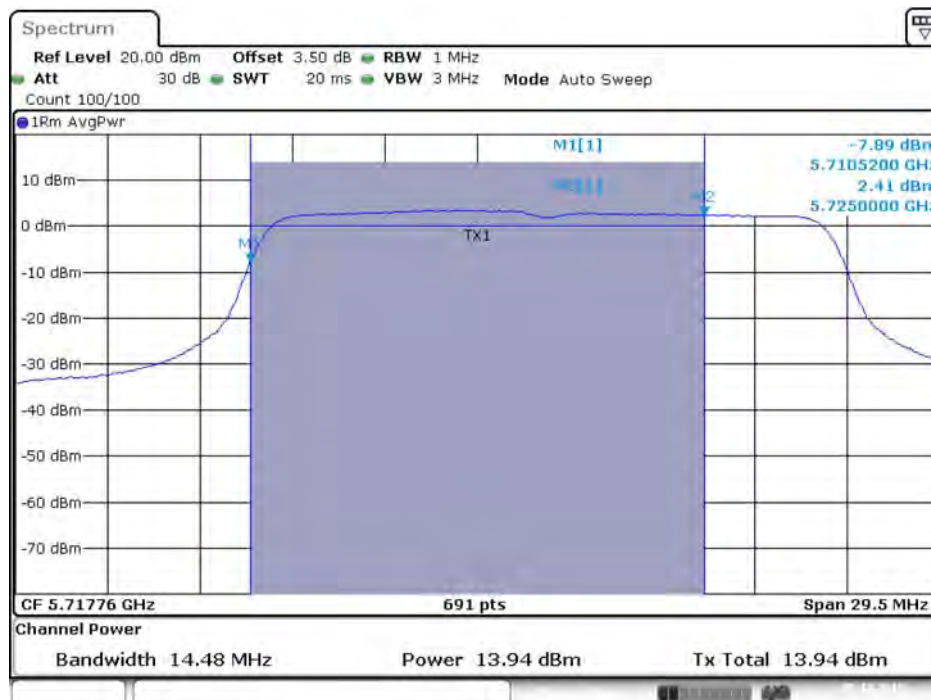
Date: 5.DEC.2015 08:23:18

Conducted Output Power Plot on Configuration IEEE 802.11ac MCS0/Nss1 VHT20 / Chain 1 / 5720 MHz (UNII 2C)



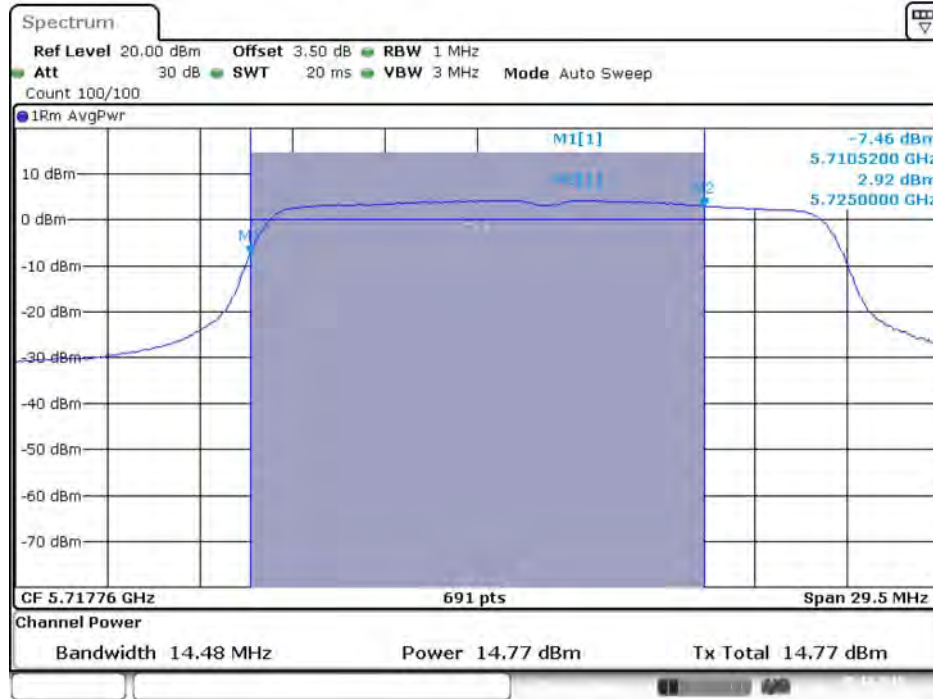
Date: 5.DEC.2015 12:27:33

Conducted Output Power Plot on Configuration IEEE 802.11ac MCS0/Nss1 VHT20 / Chain 2 / 5720 MHz (UNII 2C)



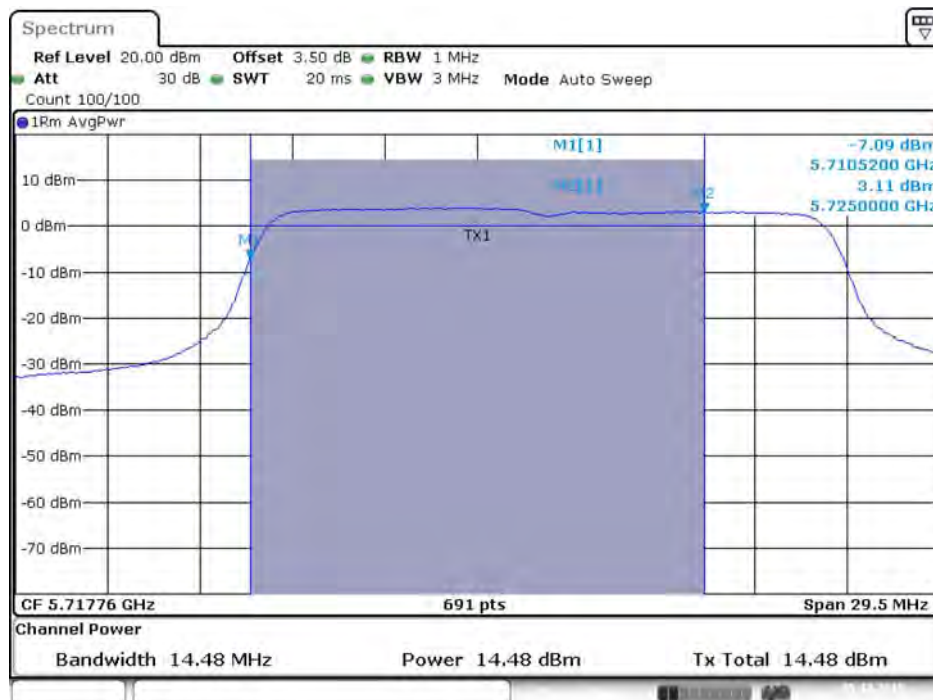
Date: 5.DEC.2015 12:27:41

Conducted Output Power Plot on Configuration IEEE 802.11ac MCS0/Nss1 VHT20 / Chain 3 / 5720 MHz (UNII 2C)



Date: 5.DEC.2015 12:27:48

Conducted Output Power Plot on Configuration IEEE 802.11ac MCS0/Nss1 VHT20 / Chain 4 / 5720 MHz (UNII 2C)



Date: 5.DEC.2015 12:27:55

Conducted Output Power Plot on Configuration IEEE 802.11ac MCS0/Nss1 VHT20 / Chain 1 / 5720 MHz (UNII 3)



Date: 5.DEC.2015 12:27:37

Conducted Output Power Plot on Configuration IEEE 802.11ac MCS0/Nss1 VHT20 / Chain 2 / 5720 MHz (UNII 3)



Date: 5.DEC.2015 12:27:44

Conducted Output Power Plot on Configuration IEEE 802.11ac MCS0/Nss1 VHT20 / Chain 3 / 5720 MHz (UNII 3)



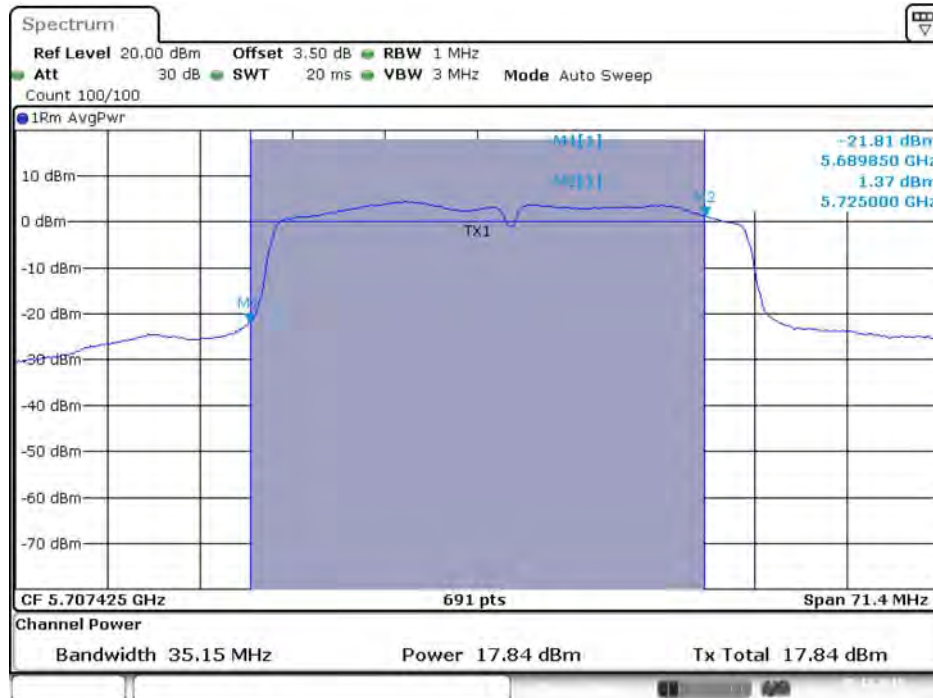
Date: 5.DEC.2015 12:27:51

Conducted Output Power Plot on Configuration IEEE 802.11ac MCS0/Nss1 VHT20 / Chain 4 / 5720 MHz (UNII 3)



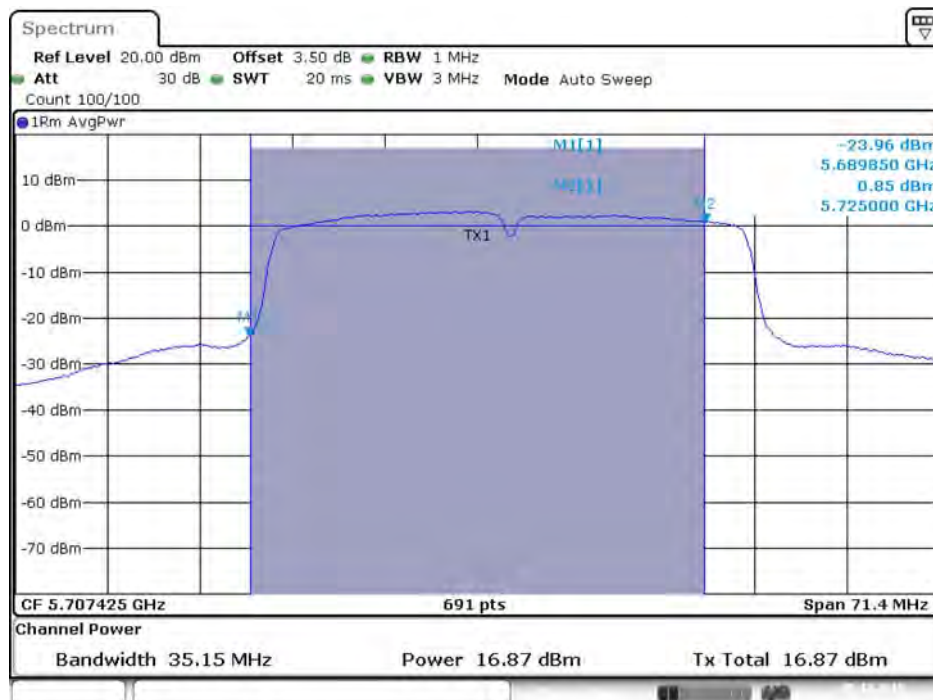
Date: 5.DEC.2015 12:27:59

Conducted Output Power Plot on Configuration IEEE 802.11ac MCS0/Nss1 VHT40 / Chain 1 / 5710 MHz (UNII 2C)



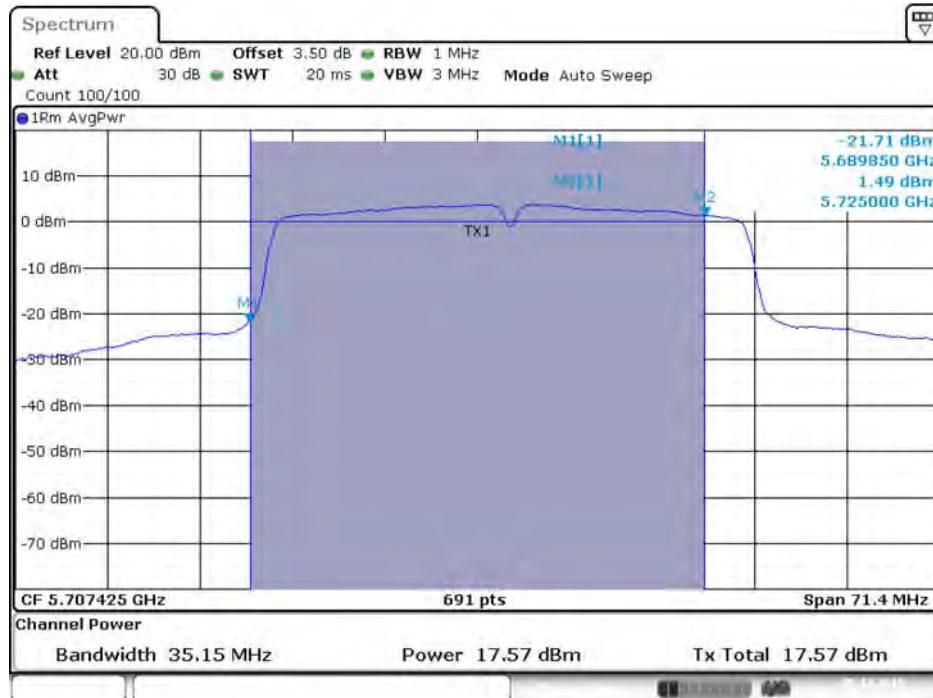
Date: 5 DEC.2015 17:03:53

Conducted Output Power Plot on Configuration IEEE 802.11ac MCS0/Nss1 VHT40 / Chain 2 / 5710 MHz (UNII 2C)



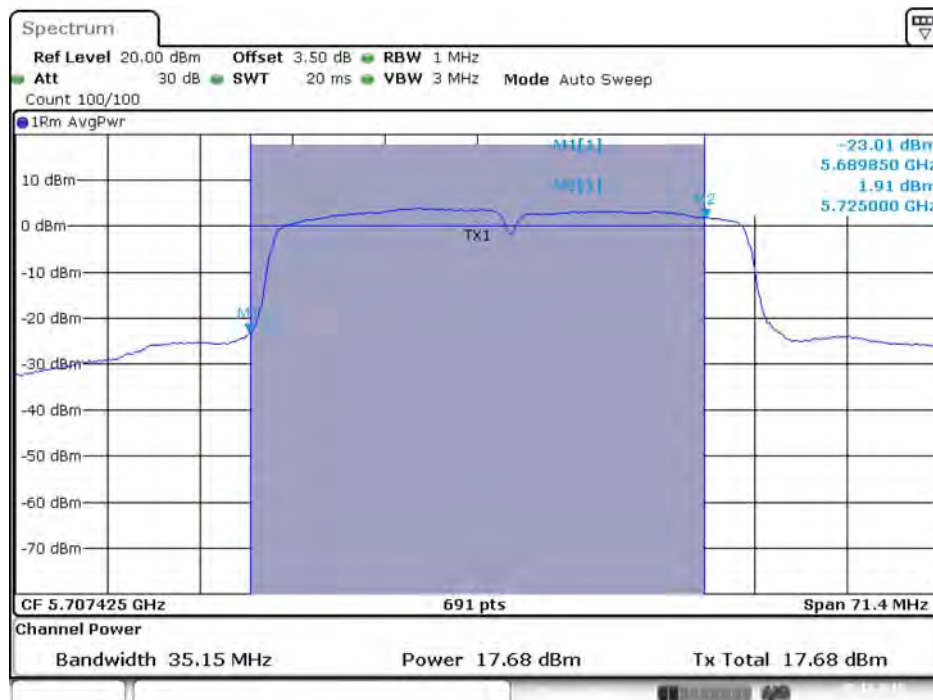
Date: 5 DEC.2015 17:04:00

Conducted Output Power Plot on Configuration IEEE 802.11ac MCS0/Nss1 VHT40 / Chain 3 / 5710 MHz (UNII 2C)



Date: 5 DEC.2015 17:04:07

Conducted Output Power Plot on Configuration IEEE 802.11ac MCS0/Nss1 VHT40 / Chain 4 / 5710 MHz (UNII 2C)



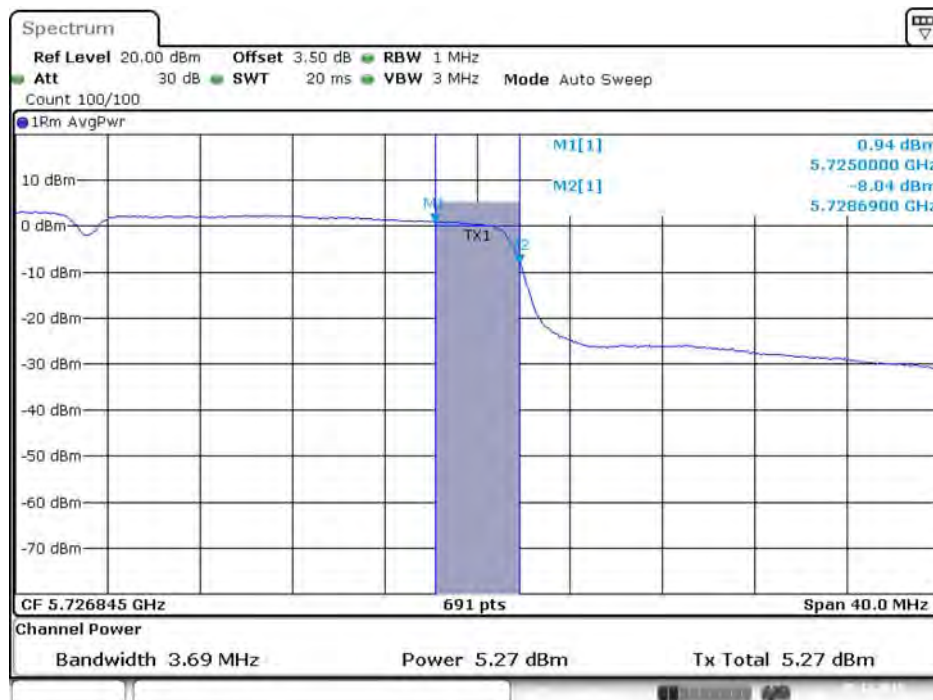
Date: 5 DEC.2015 17:04:15

Conducted Output Power Plot on Configuration IEEE 802.11ac MCS0/Nss1 VHT40 / Chain 1 / 5710 MHz (UNII 3)



Date: 5 DEC.2015 17:03:56

Conducted Output Power Plot on Configuration IEEE 802.11ac MCS0/Nss1 VHT40 / Chain 2 / 5710 MHz (UNII 3)



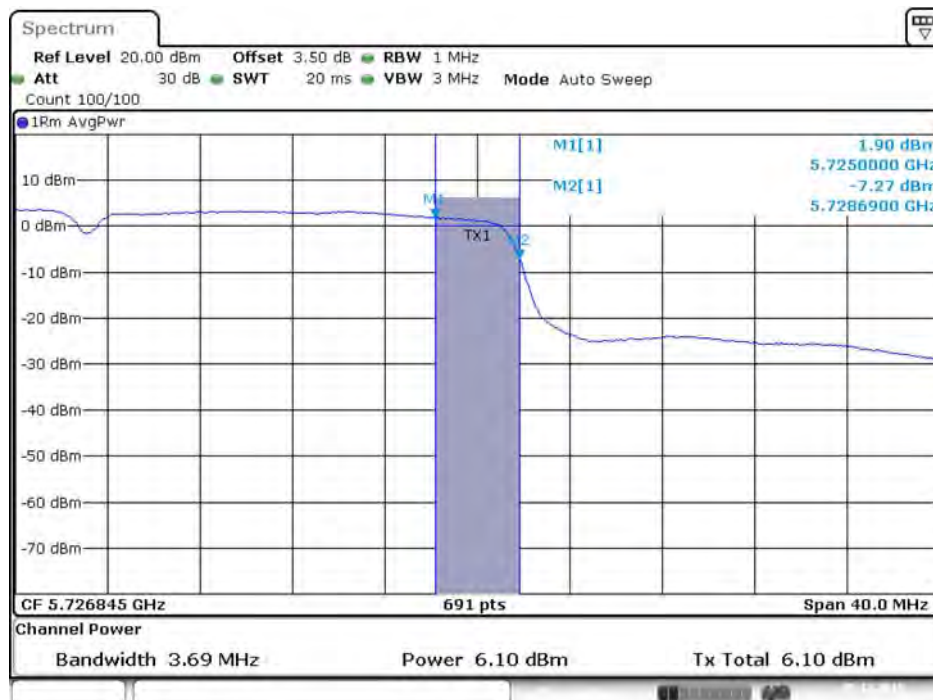
Date: 5 DEC.2015 17:04:03

Conducted Output Power Plot on Configuration IEEE 802.11ac MCS0/Nss1 VHT40 / Chain 3 / 5710 MHz (UNII 3)



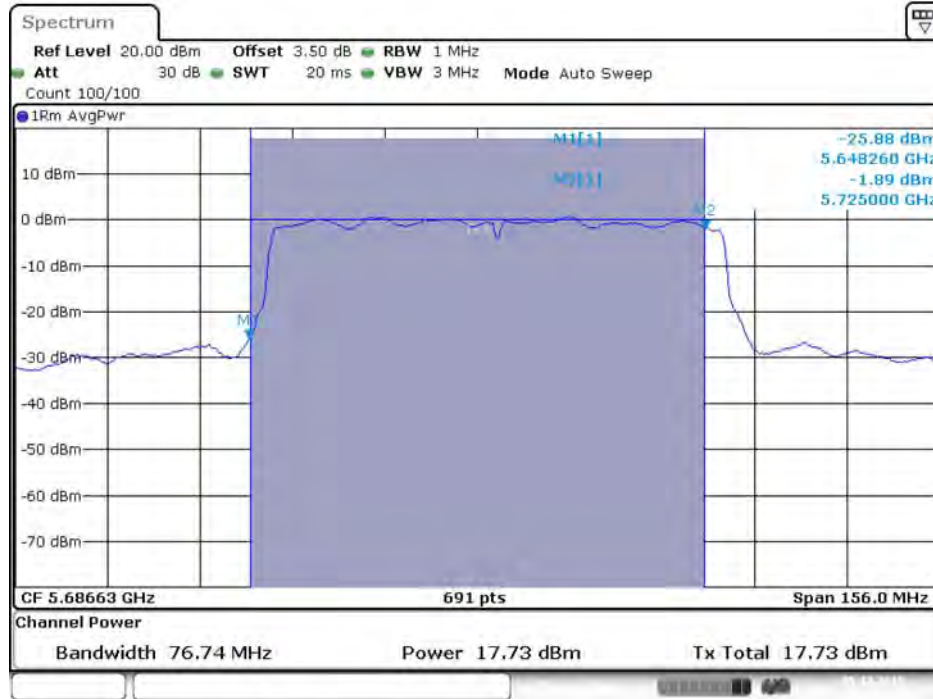
Date: 5.DEC.2015 17:04:11

Conducted Output Power Plot on Configuration IEEE 802.11ac MCS0/Nss1 VHT40 / Chain 4 / 5710 MHz (UNII 3)



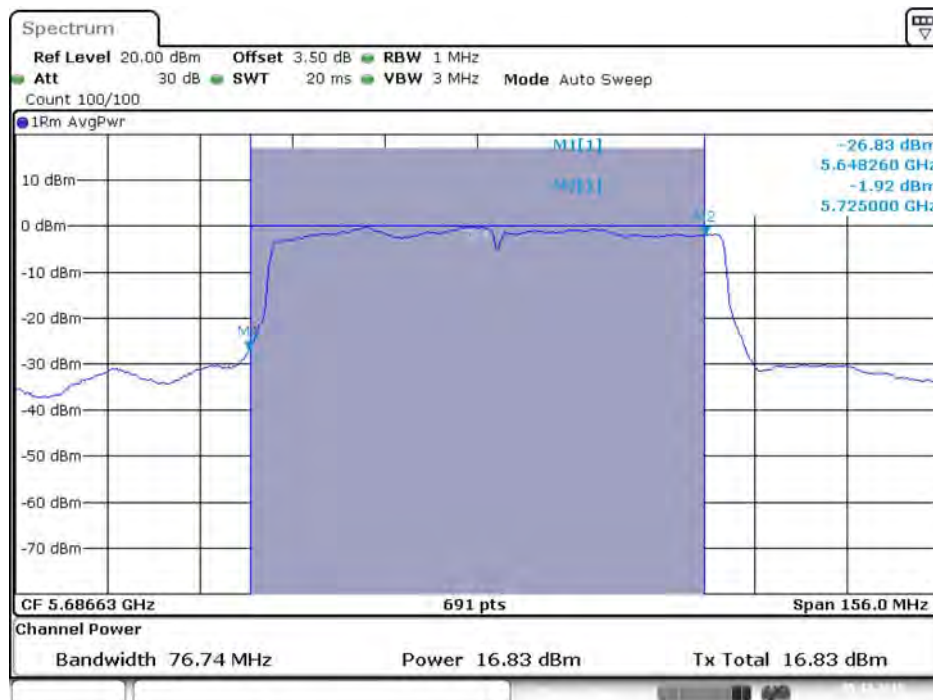
Date: 5.DEC.2015 17:04:18

Conducted Output Power Plot on Configuration IEEE 802.11ac MCS0/Nss1 VHT80 / Chain 1 / 5690 MHz (UNII 2C)



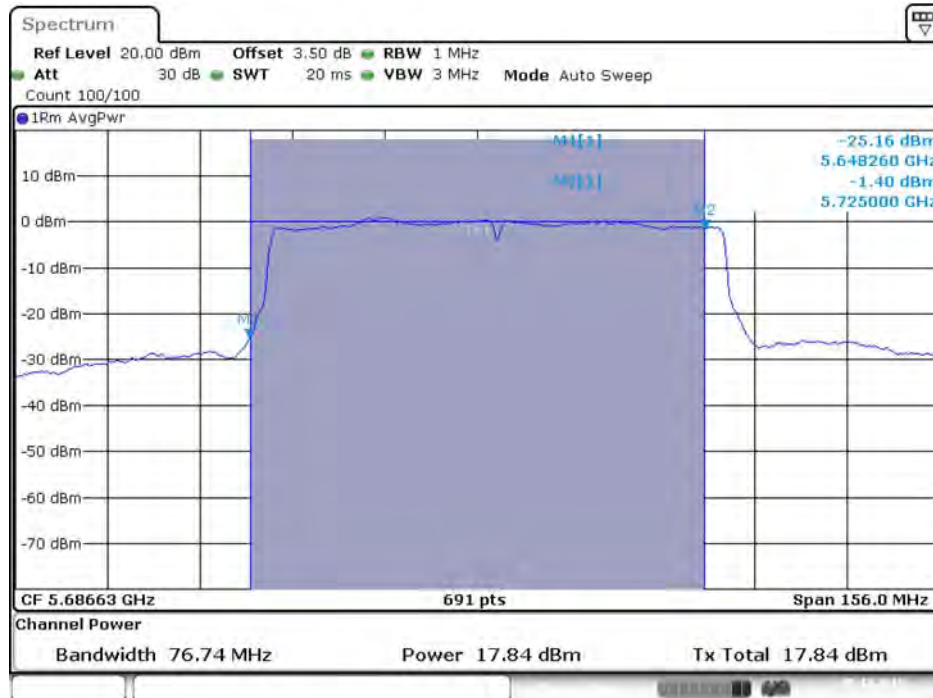
Date: 5 DEC.2015 13:54:02

Conducted Output Power Plot on Configuration IEEE 802.11ac MCS0/Nss1 VHT80 / Chain 2 / 5690 MHz (UNII 2C)



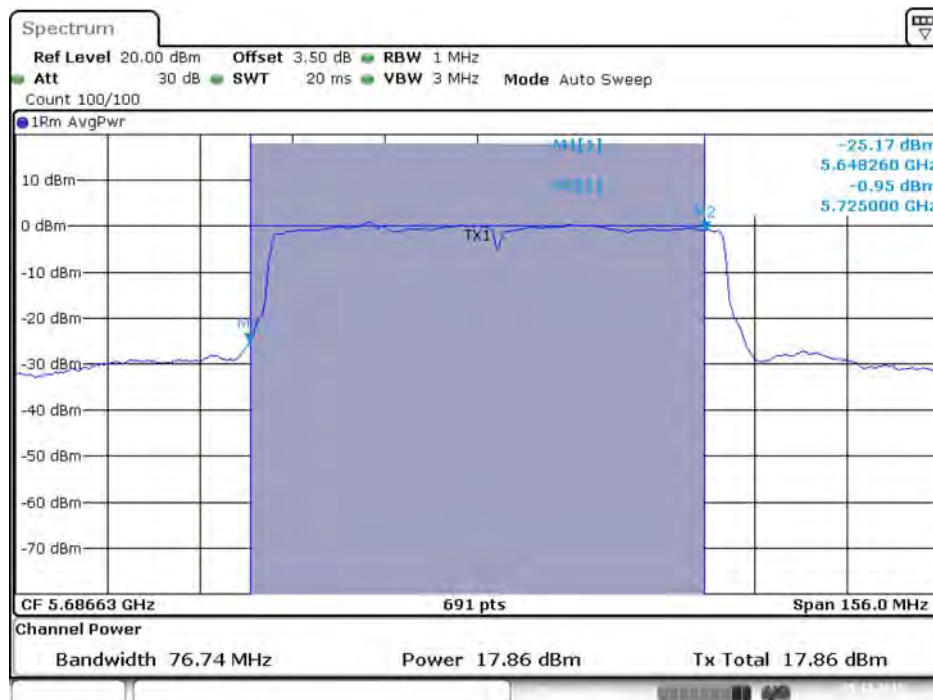
Date: 5 DEC.2015 13:54:09

Conducted Output Power Plot on Configuration IEEE 802.11ac MCS0/Nss1 VHT80 / Chain 3 / 5690 MHz (UNII 2C)



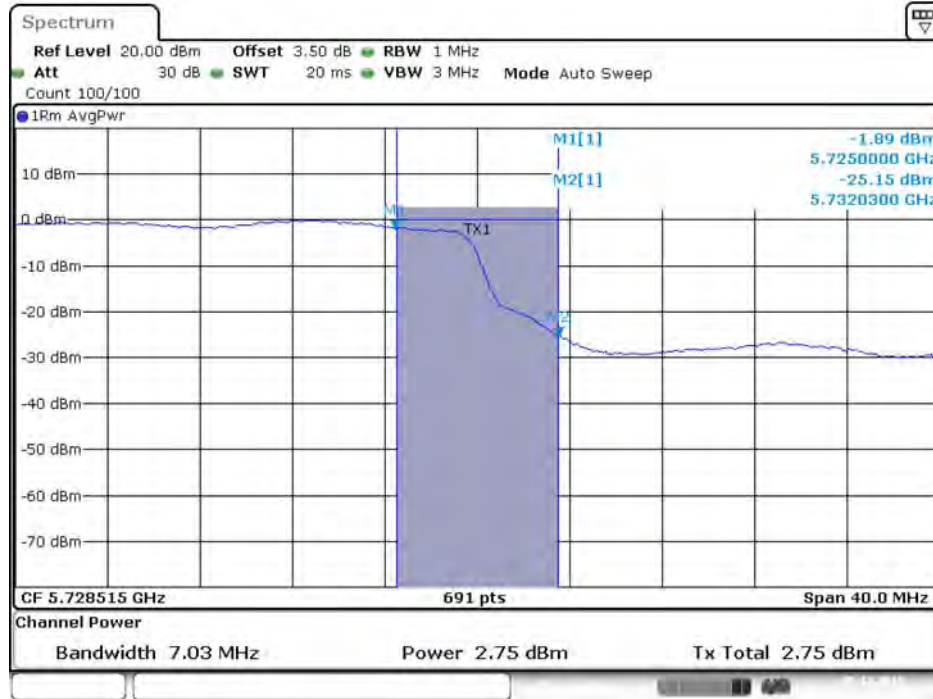
Date: 5 DEC.2015 13:54:17

Conducted Output Power Plot on Configuration IEEE 802.11ac MCS0/Nss1 VHT80 / Chain 4 / 5690 MHz (UNII 2C)



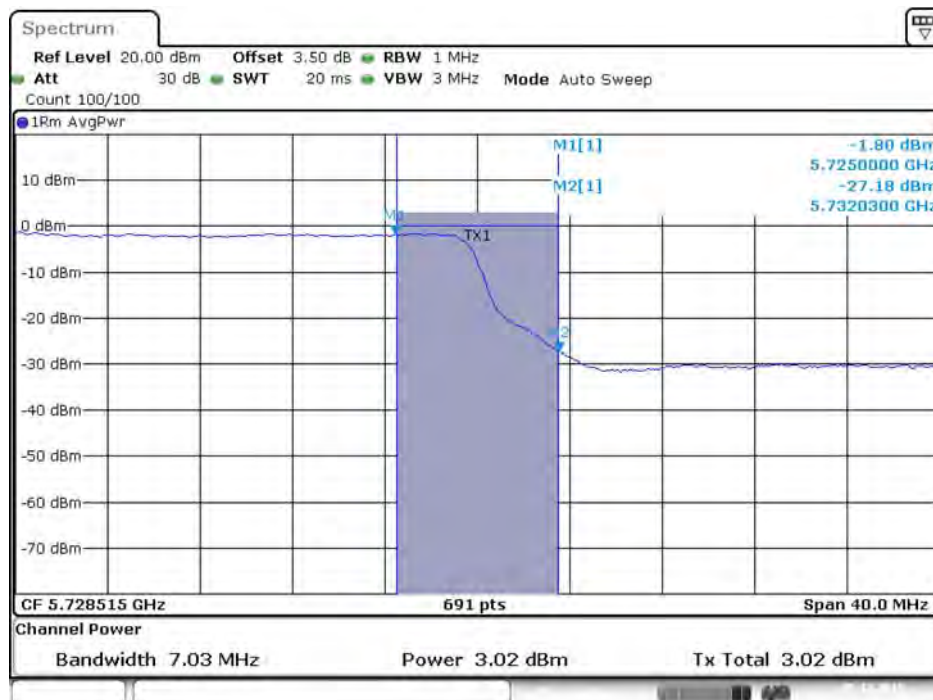
Date: 5 DEC.2015 13:54:24

Conducted Output Power Plot on Configuration IEEE 802.11ac MCS0/Nss1 VHT80 / Chain 1 / 5690 MHz (UNII 3)



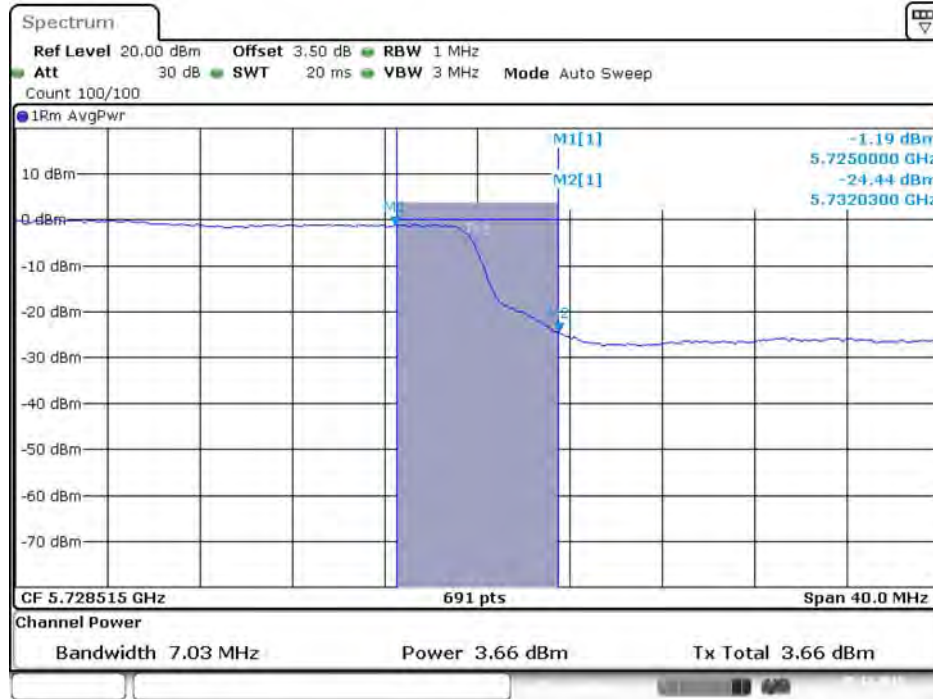
Date: 5.DEC.2015 13:54:05

Conducted Output Power Plot on Configuration IEEE 802.11ac MCS0/Nss1 VHT80 / Chain 2 / 5690 MHz (UNII 3)



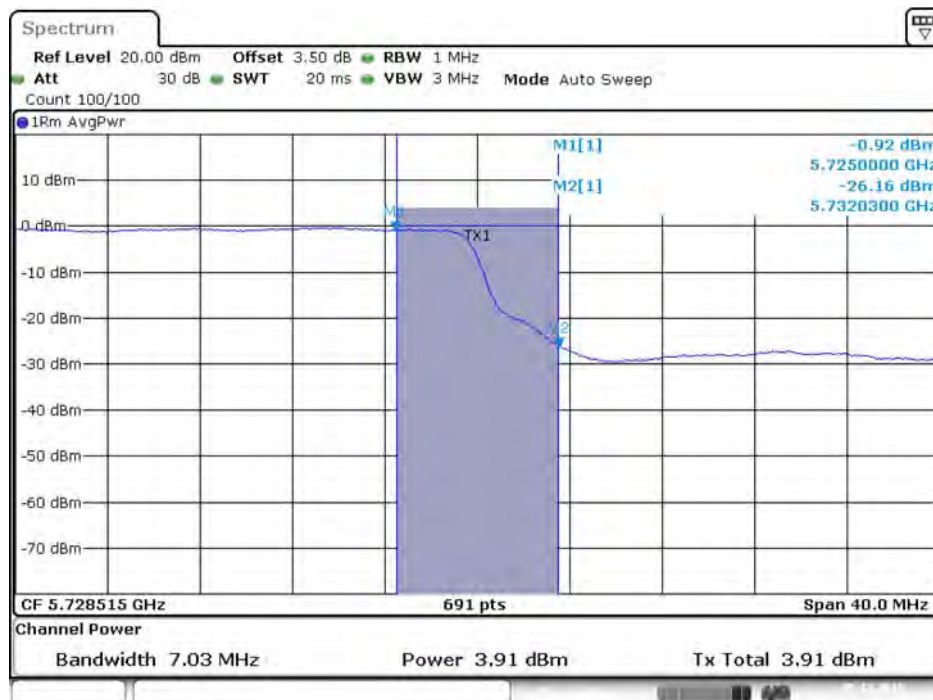
Date: 5.DEC.2015 13:54:12

Conducted Output Power Plot on Configuration IEEE 802.11ac MCS0/Nss1 VHT80 / Chain 3 / 5690 MHz (UNII 3)



Date: 5.DEC.2015 13:54:20

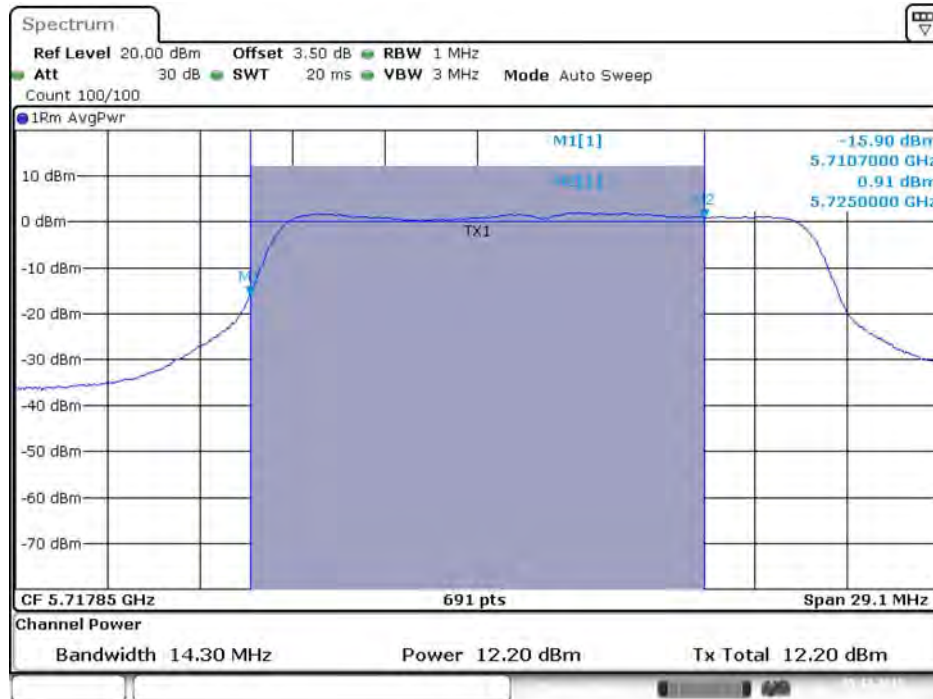
Conducted Output Power Plot on Configuration IEEE 802.11ac MCS0/Nss1 VHT80 / Chain 4 / 5690 MHz (UNII 3)



Date: 5.DEC.2015 13:54:27

Mode 4: EUT 1 + Set 4 Sector Antenna / 7.5 dBi

Conducted Output Power Plot on Configuration IEEE 802.11a / Chain 1 / 5720 MHz (UNII 2C)



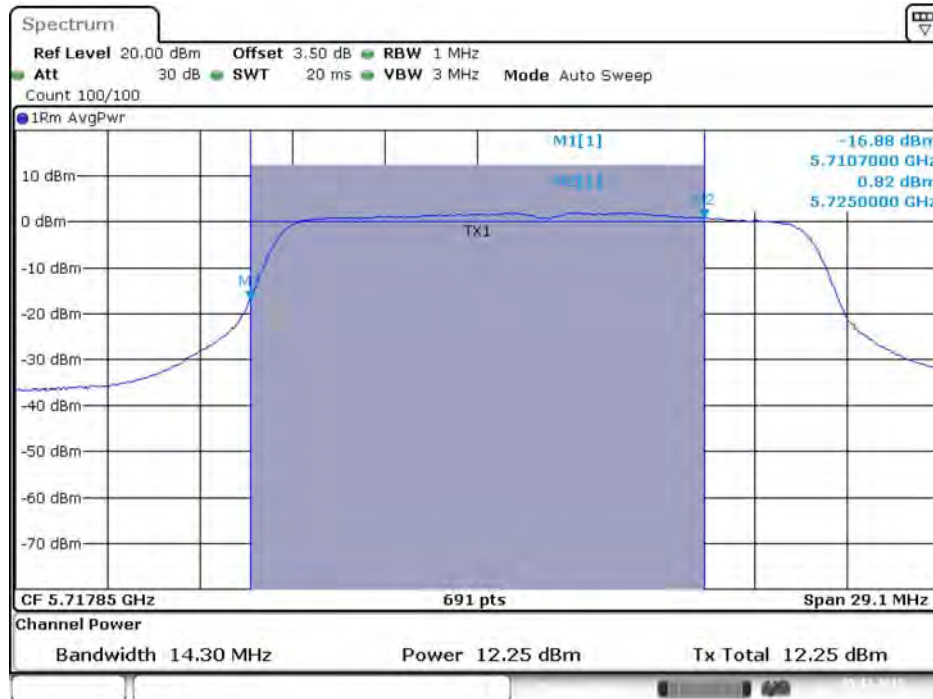
Date: 5.DEC.2015 15:35:53

Conducted Output Power Plot on Configuration IEEE 802.11a / Chain 2 / 5720 MHz (UNII 2C)



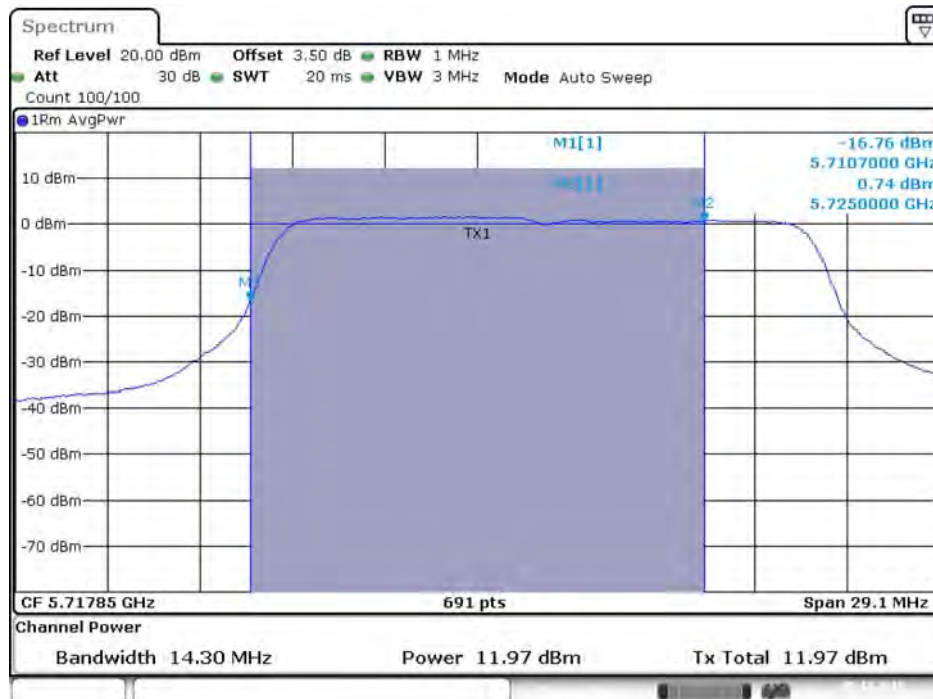
Date: 5.DEC.2015 15:38:00

Conducted Output Power Plot on Configuration IEEE 802.11a / Chain 3 / 5720 MHz (UNII 2C)



Date: 5.DEC.2015 15:38:08

Conducted Output Power Plot on Configuration IEEE 802.11a / Chain 4 / 5720 MHz (UNII 2C)



Date: 5.DEC.2015 15:38:15

Conducted Output Power Plot on Configuration IEEE 802. 11a / Chain 1 / 5720 MHz (UNII 3)



Date: 5.DEC.2015 15:35:56

Conducted Output Power Plot on Configuration IEEE 802. 11a / Chain 2 / 5720 MHz (UNII 3)



Date: 5.DEC.2015 15:38:04

Conducted Output Power Plot on Configuration IEEE 802. 11a / Chain 3 / 5720 MHz (UNII 3)



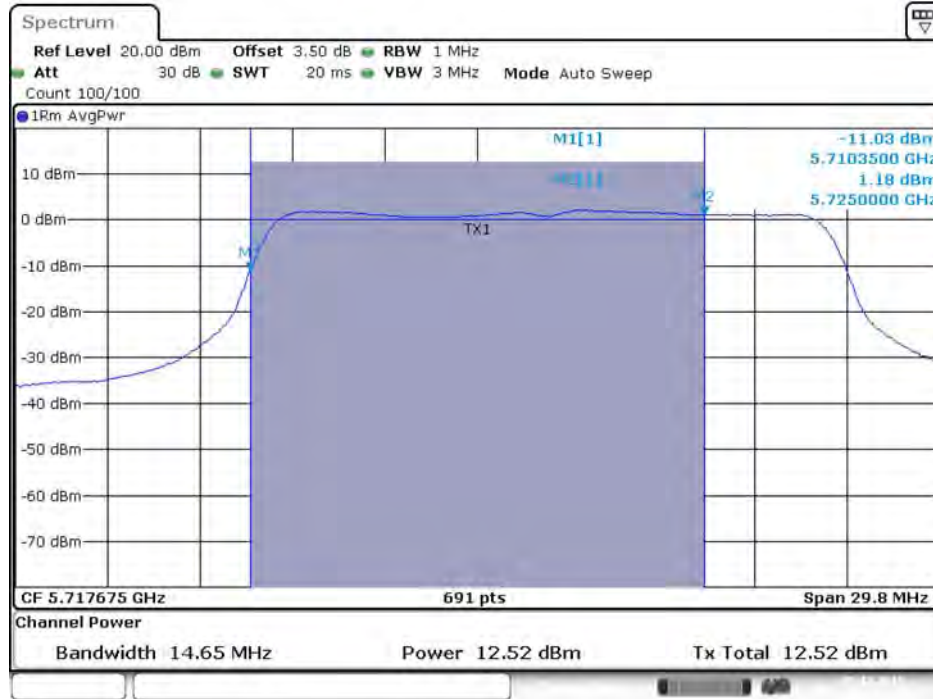
Date: 5.DEC.2015 15:38:11

Conducted Output Power Plot on Configuration IEEE 802. 11a / Chain 4 / 5720 MHz (UNII 3)



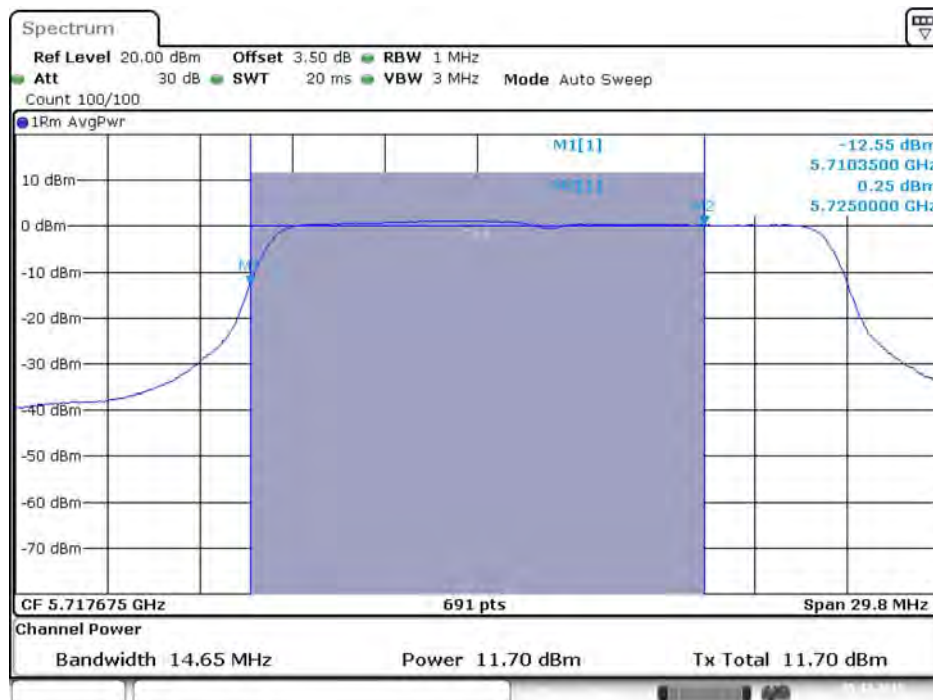
Date: 5.DEC.2015 15:38:18

Conducted Output Power Plot on Configuration IEEE 802.11ac MCS0/Nss1 VHT20 / Chain 1 / 5720 MHz (UNII 2C)



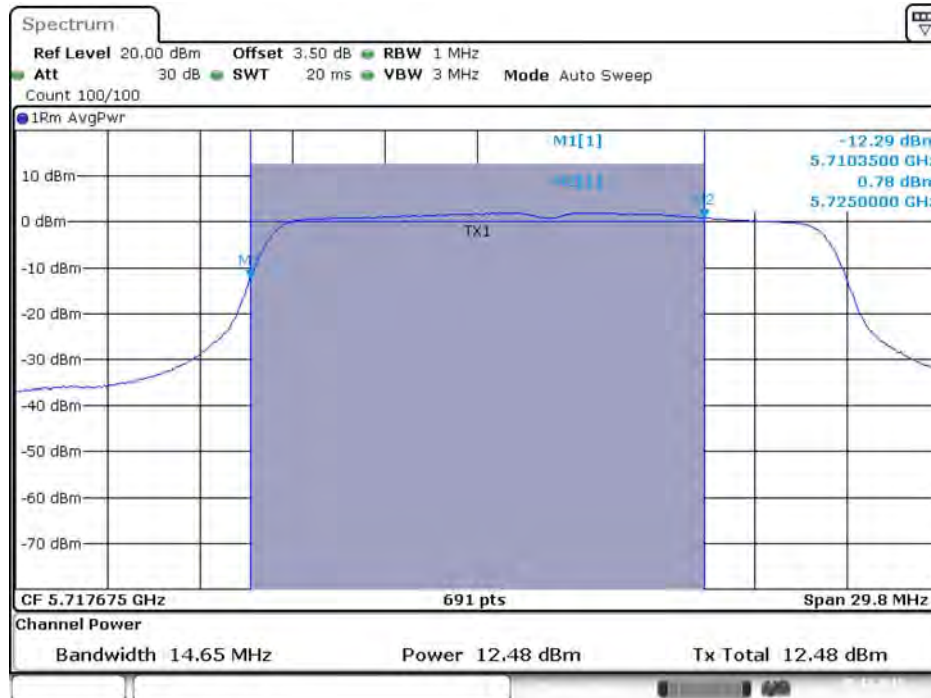
Date: 5 DEC. 2015 15:39:36

Conducted Output Power Plot on Configuration IEEE 802.11ac MCS0/Nss1 VHT20 / Chain 2 / 5720 MHz (UNII 2C)



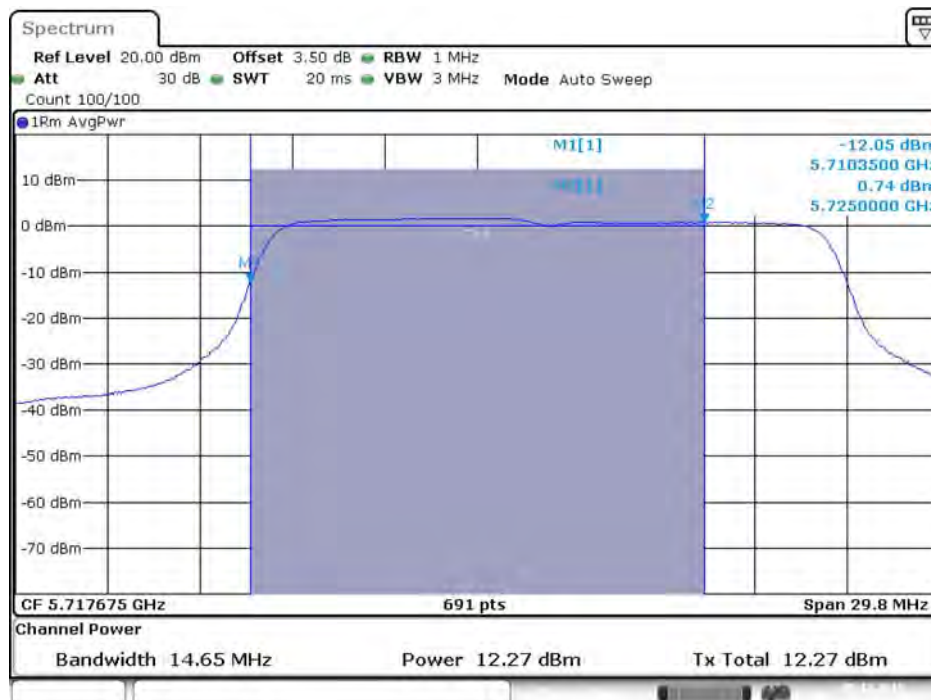
Date: 5 DEC. 2015 15:39:44

Conducted Output Power Plot on Configuration IEEE 802.11ac MCS0/Nss1 VHT20 / Chain 3 / 5720 MHz (UNII 2C)



Date: 5.DEC.2015 15:39:51

Conducted Output Power Plot on Configuration IEEE 802.11ac MCS0/Nss1 VHT20 / Chain 4 / 5720 MHz (UNII 2C)



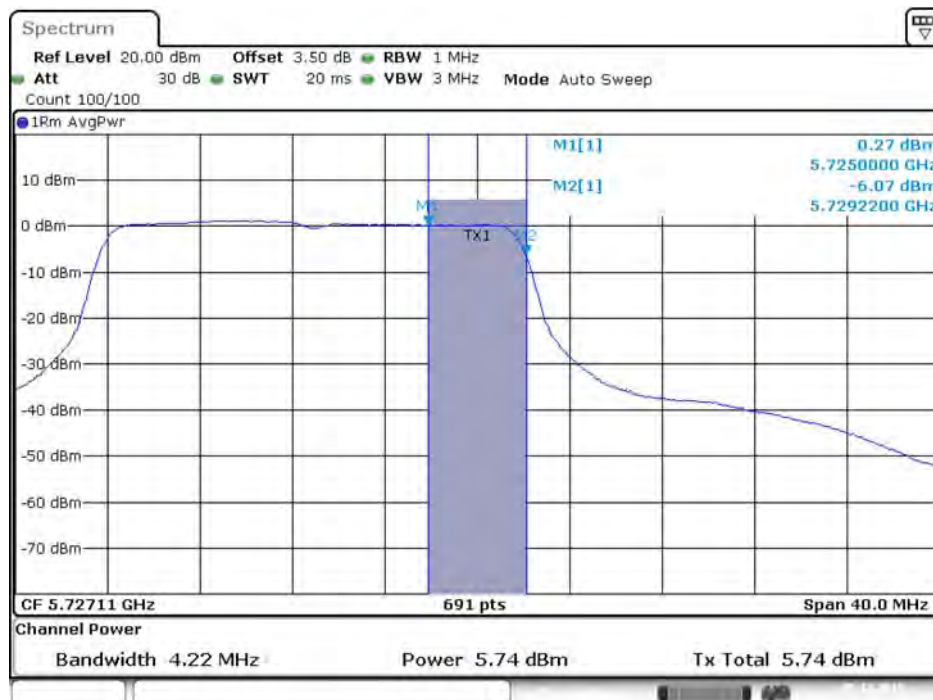
Date: 5.DEC.2015 15:39:59

Conducted Output Power Plot on Configuration IEEE 802.11ac MCS0/Nss1 VHT20 / Chain 1 / 5720 MHz (UNII 3)



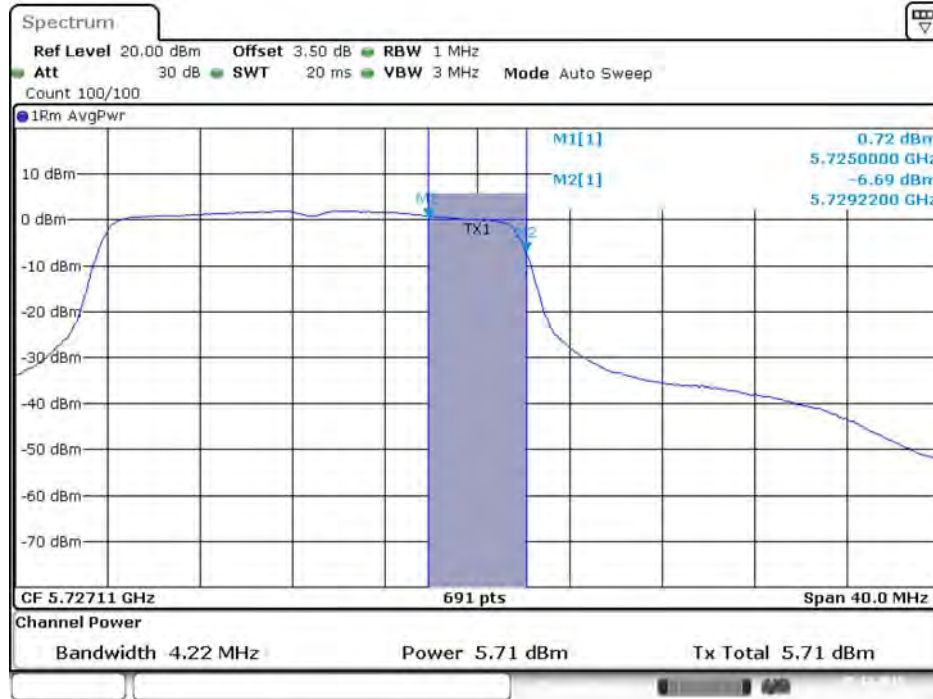
Date: 5.DEC.2015 15:39:40

Conducted Output Power Plot on Configuration IEEE 802.11ac MCS0/Nss1 VHT20 / Chain 2 / 5720 MHz (UNII 3)



Date: 5.DEC.2015 15:39:47

Conducted Output Power Plot on Configuration IEEE 802.11ac MCS0/Nss1 VHT20 / Chain 3 / 5720 MHz (UNII 3)



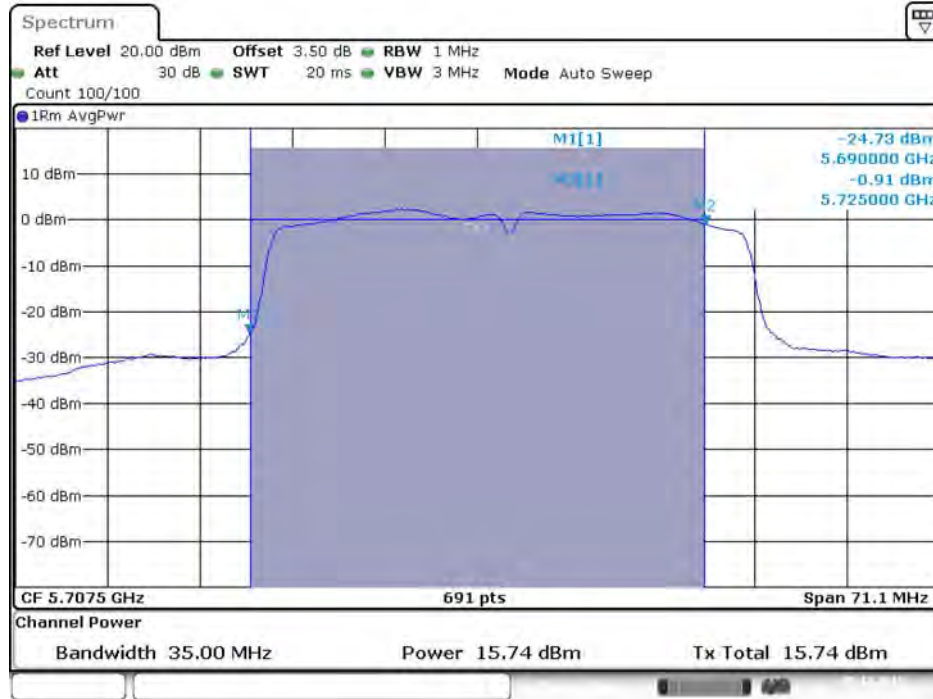
Date: 5.DEC.2015 15:39:55

Conducted Output Power Plot on Configuration IEEE 802.11ac MCS0/Nss1 VHT20 / Chain 4 / 5720 MHz (UNII 3)



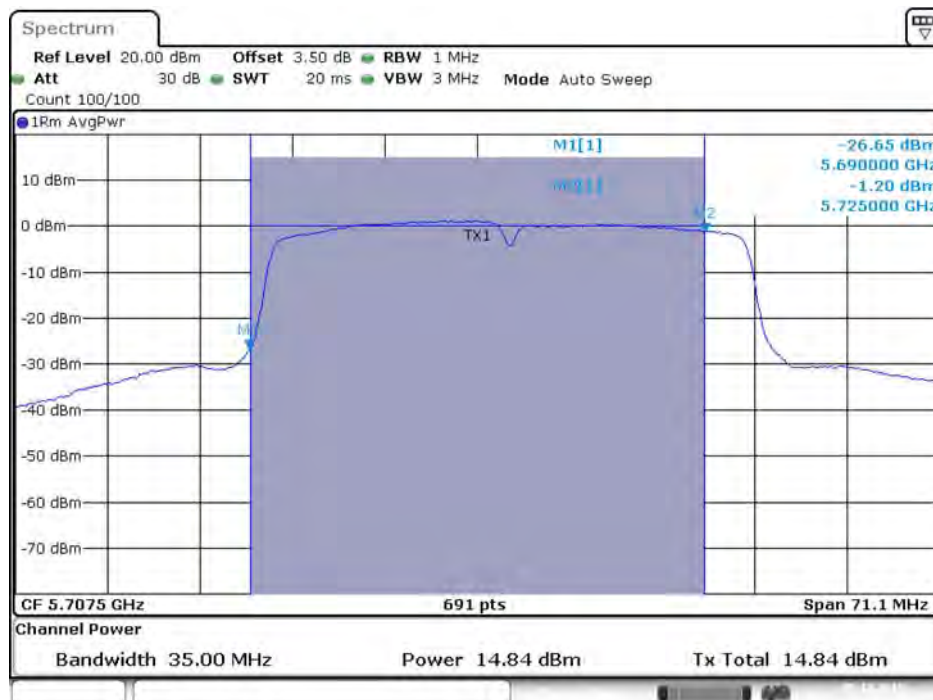
Date: 5.DEC.2015 15:40:02

Conducted Output Power Plot on Configuration IEEE 802.11ac MCS0/Nss1 VHT40 / Chain 1 / 5710 MHz (UNII 2C)



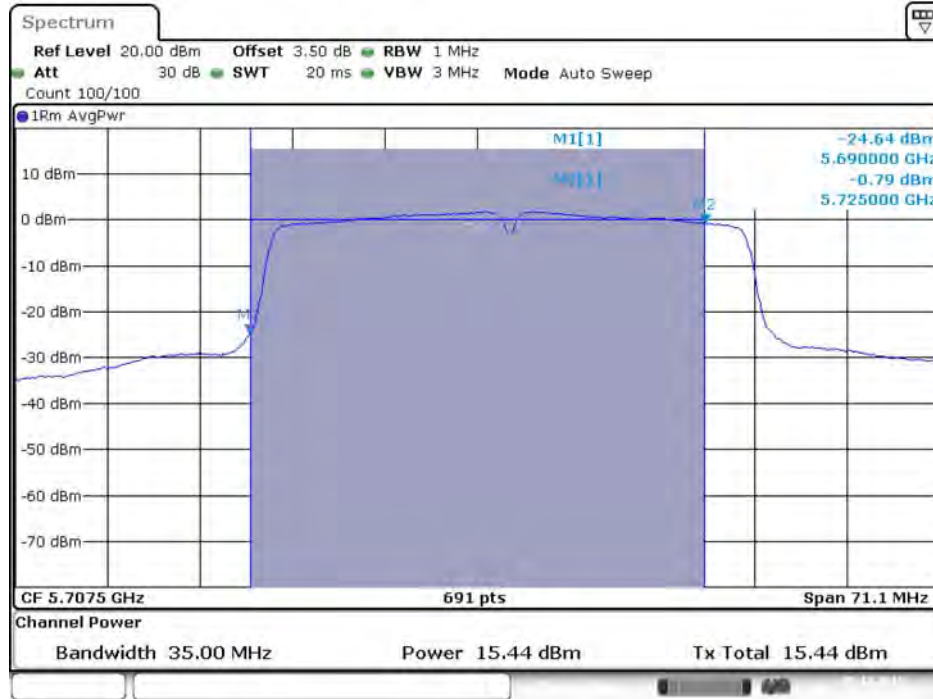
Date: 5 DEC.2015 15:43:04

Conducted Output Power Plot on Configuration IEEE 802.11ac MCS0/Nss1 VHT40 / Chain 2 / 5710 MHz (UNII 2C)



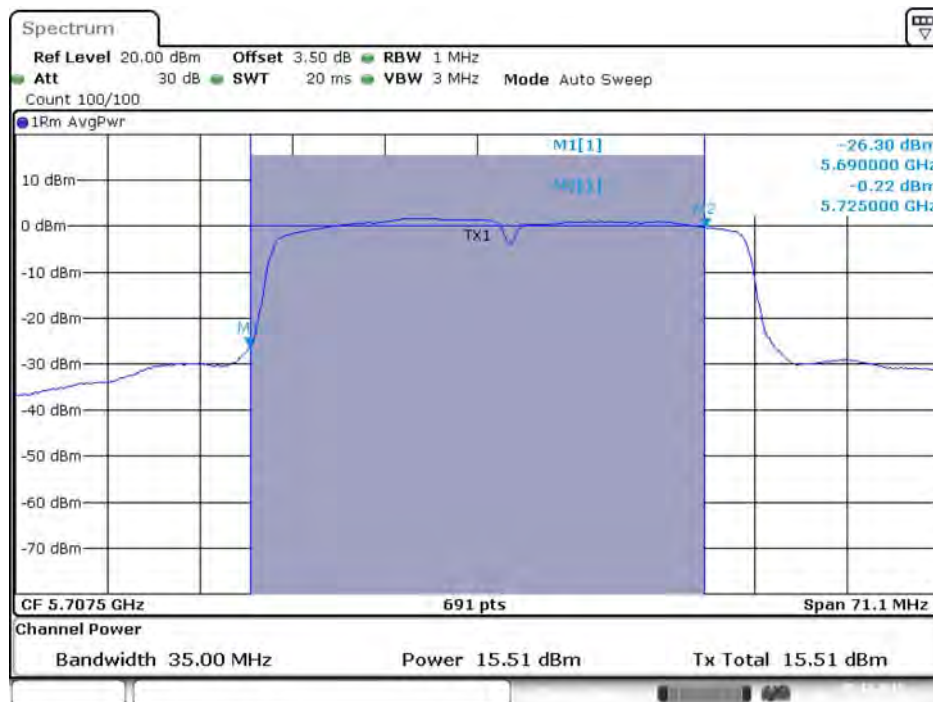
Date: 5 DEC.2015 15:43:11

Conducted Output Power Plot on Configuration IEEE 802.11ac MCS0/Nss1 VHT40 / Chain 3 / 5710 MHz (UNII 2C)



Date: 5 DEC.2015 15:43:19

Conducted Output Power Plot on Configuration IEEE 802.11ac MCS0/Nss1 VHT40 / Chain 4 / 5710 MHz (UNII 2C)



Date: 5 DEC.2015 15:43:26

Conducted Output Power Plot on Configuration IEEE 802.11ac MCS0/Nss1 VHT40 / Chain 1 / 5710 MHz (UNII 3)



Date: 5.DEC.2015 15:43:07

Conducted Output Power Plot on Configuration IEEE 802.11ac MCS0/Nss1 VHT40 / Chain 2 / 5710 MHz (UNII 3)



Date: 5.DEC.2015 15:43:14

Conducted Output Power Plot on Configuration IEEE 802.11ac MCS0/Nss1 VHT40 / Chain 3 / 5710 MHz (UNII 3)



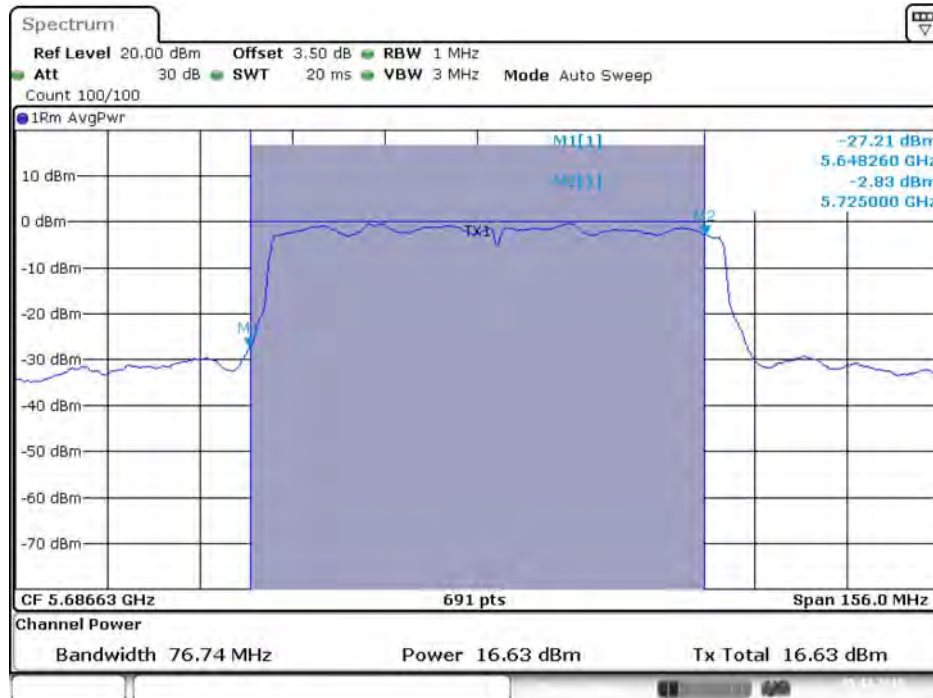
Date: 5.DEC.2015 15:43:22

Conducted Output Power Plot on Configuration IEEE 802.11ac MCS0/Nss1 VHT40 / Chain 4 / 5710 MHz (UNII 3)



Date: 5.DEC.2015 15:43:29

Conducted Output Power Plot on Configuration IEEE 802.11ac MCS0/Nss1 VHT80 / Chain 1 / 5690 MHz (UNII 2C)



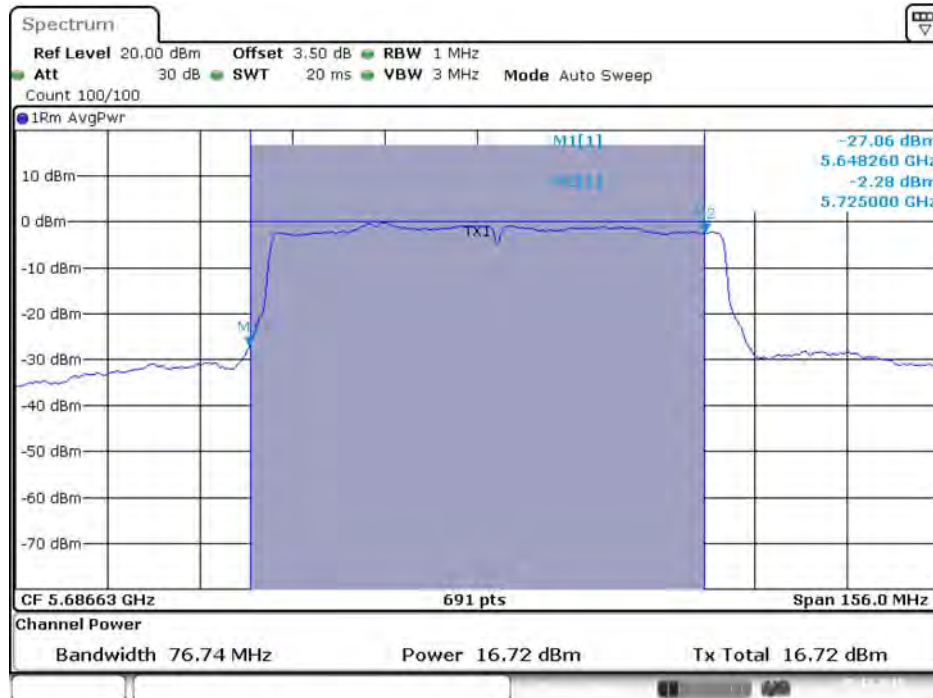
Date: 5.DEC.2015 15:47:50

Conducted Output Power Plot on Configuration IEEE 802.11ac MCS0/Nss1 VHT80 / Chain 2 / 5690 MHz (UNII 2C)



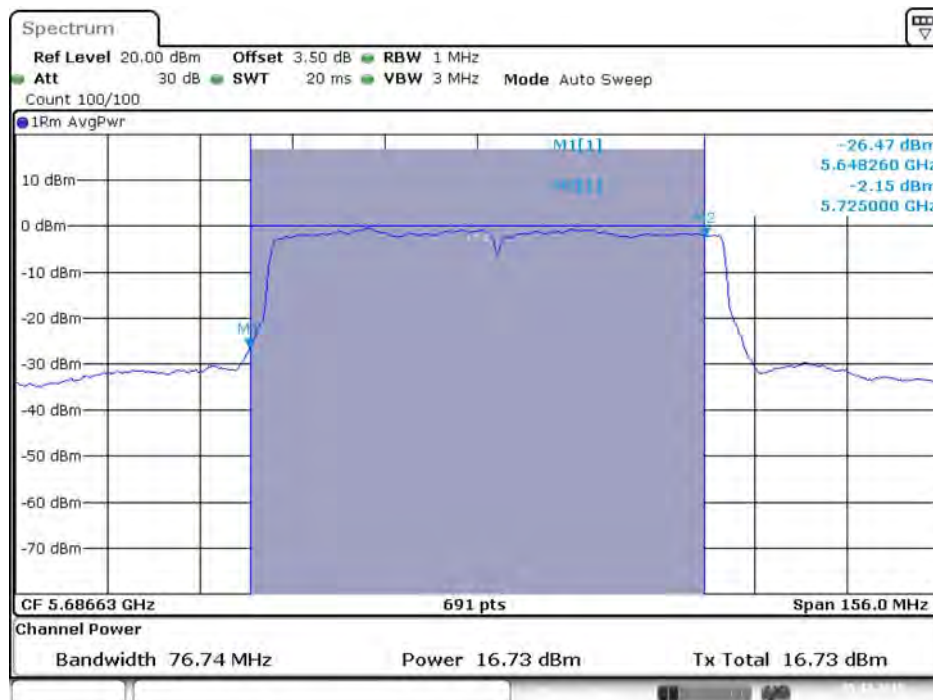
Date: 5.DEC.2015 15:47:57

Conducted Output Power Plot on Configuration IEEE 802.11ac MCS0/Nss1 VHT80 / Chain 3 / 5690 MHz (UNII 2C)



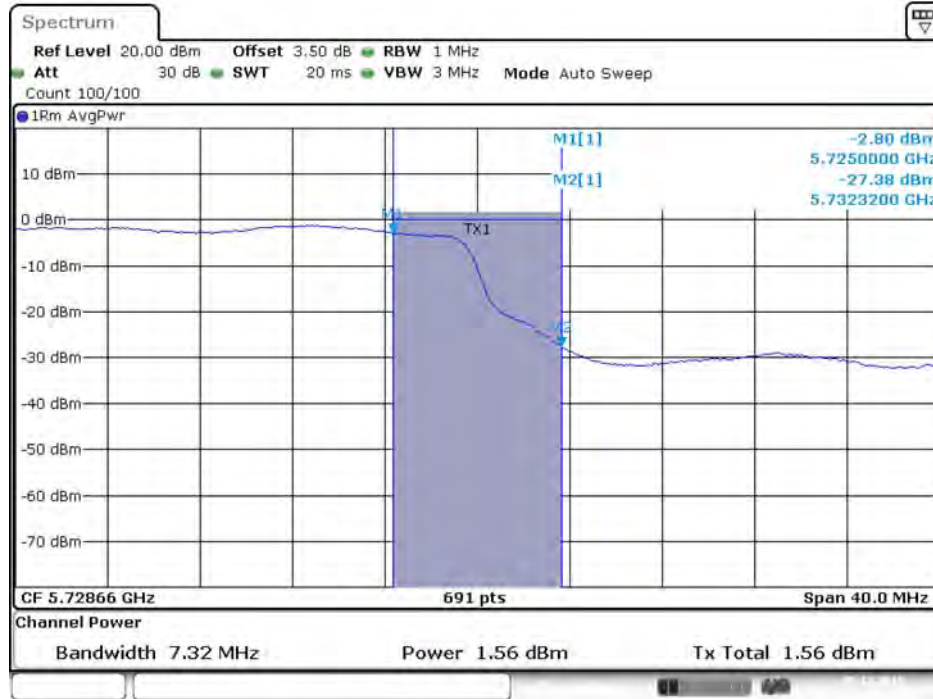
Date: 5 DEC.2015 15:48:05

Conducted Output Power Plot on Configuration IEEE 802.11ac MCS0/Nss1 VHT80 / Chain 4 / 5690 MHz (UNII 2C)



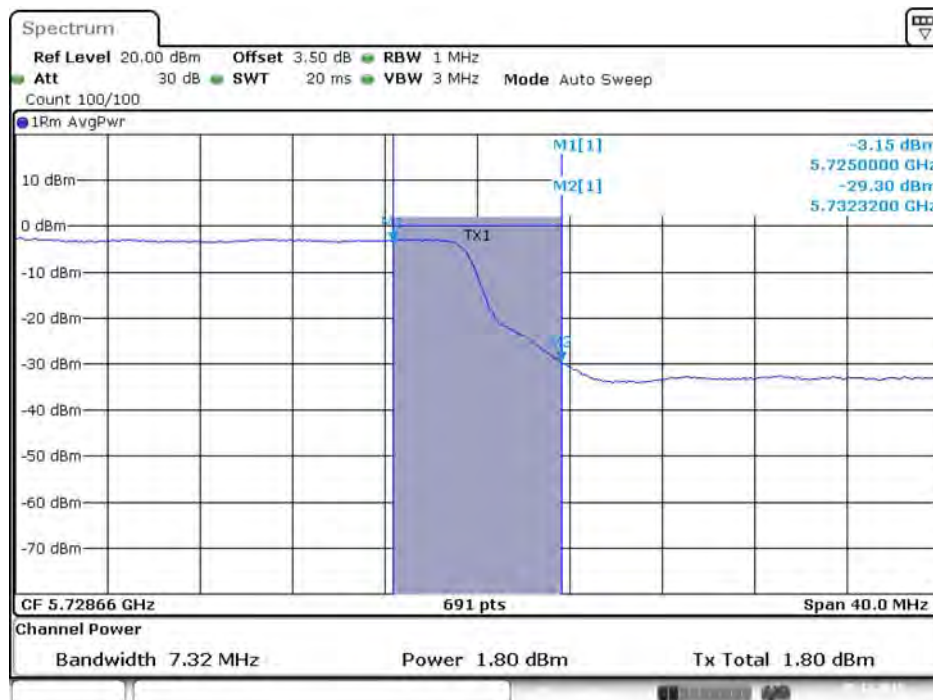
Date: 5 DEC.2015 15:48:12

Conducted Output Power Plot on Configuration IEEE 802.11ac MCS0/Nss1 VHT80 / Chain 1 / 5690 MHz (UNII 3)



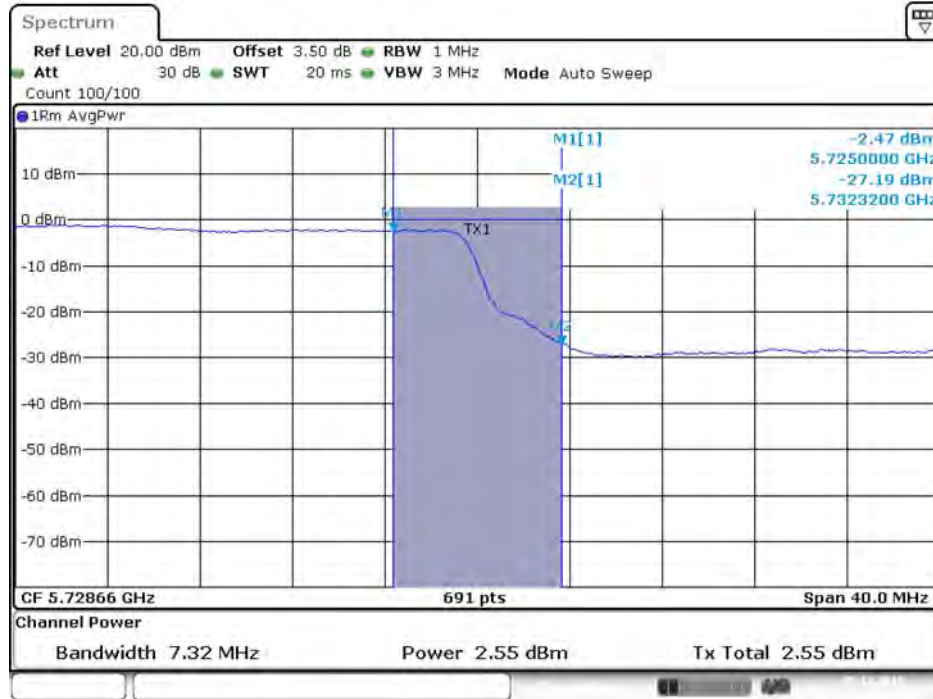
Date: 5.DEC.2015 15:47:53

Conducted Output Power Plot on Configuration IEEE 802.11ac MCS0/Nss1 VHT80 / Chain 2 / 5690 MHz (UNII 3)



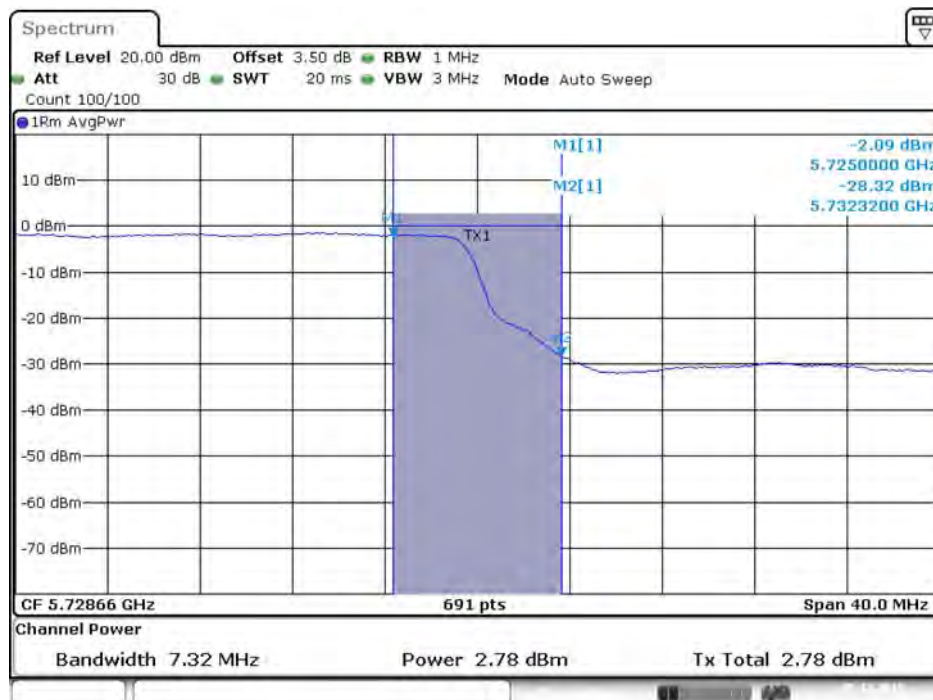
Date: 5.DEC.2015 15:48:01

Conducted Output Power Plot on Configuration IEEE 802.11ac MCS0/Nss1 VHT80 / Chain 3 / 5690 MHz (UNII 3)



Date: 5.DEC.2015 15:48:08

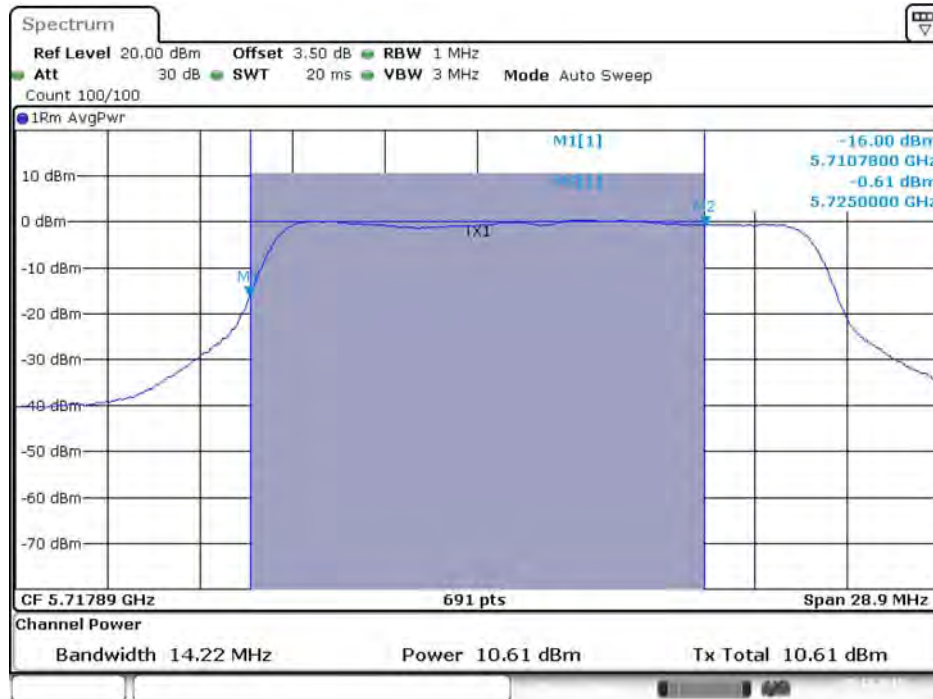
Conducted Output Power Plot on Configuration IEEE 802.11ac MCS0/Nss1 VHT80 / Chain 4 / 5690 MHz (UNII 3)



Date: 5.DEC.2015 15:48:16

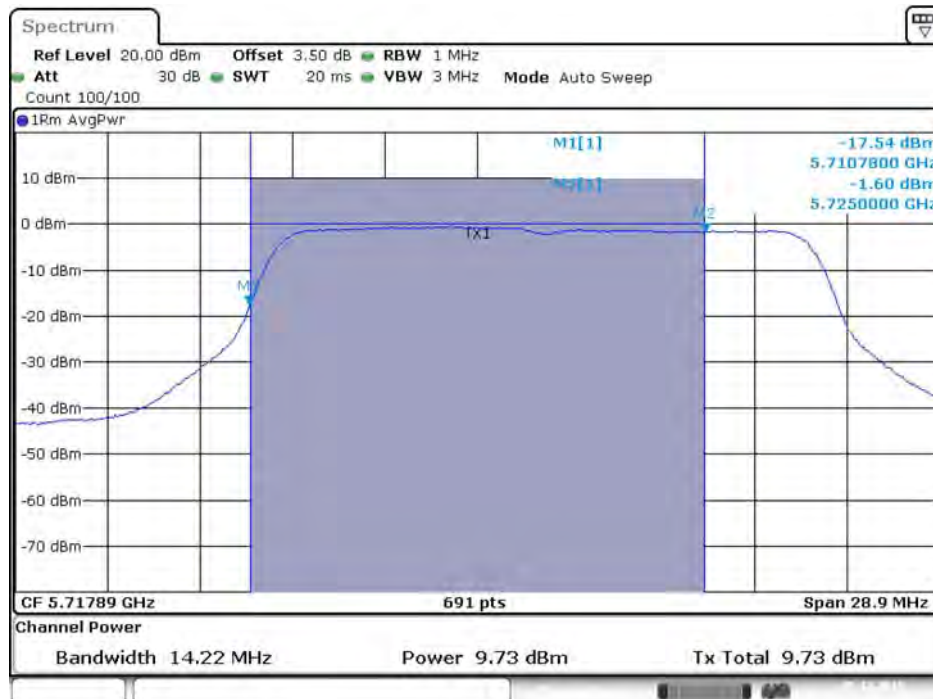
Mode 5: EUT 1 + Set 5 Panel Antenna / 6 dBi

Conducted Output Power Plot on Configuration IEEE 802.11a / Chain 1 / 5720 MHz (UNII 2C)



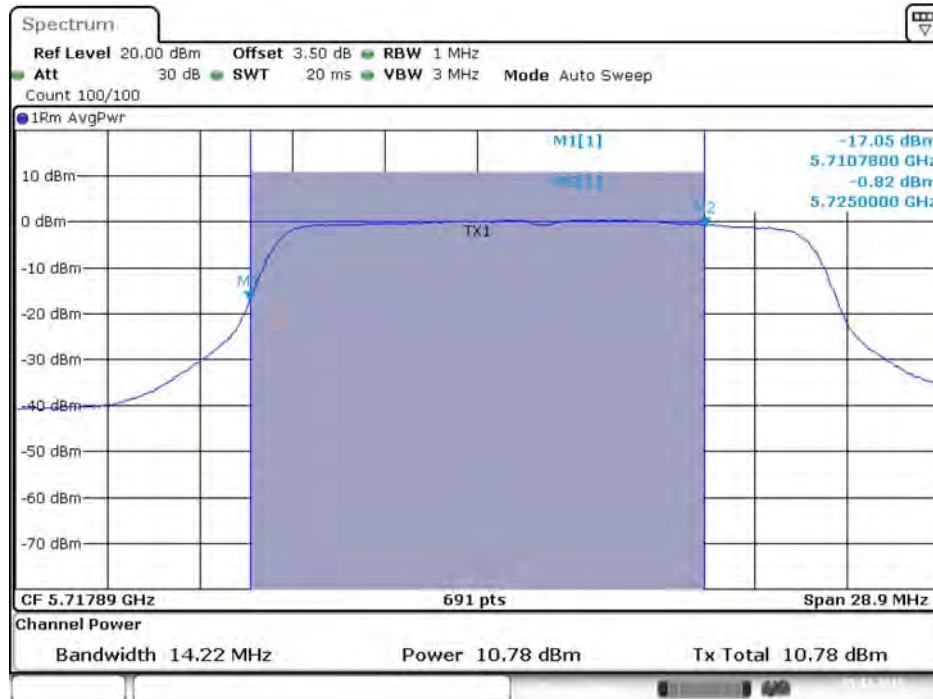
Date: 5.DEC.2015 15:55:53

Conducted Output Power Plot on Configuration IEEE 802.11a / Chain 2 / 5720 MHz (UNII 2C)



Date: 5.DEC.2015 15:58:00

Conducted Output Power Plot on Configuration IEEE 802.11a / Chain 3 / 5720 MHz (UNII 2C)



Date: 5.DEC.2015 15:58:08

Conducted Output Power Plot on Configuration IEEE 802.11a / Chain 4 / 5720 MHz (UNII 2C)



Date: 5.DEC.2015 15:58:15

Conducted Output Power Plot on Configuration IEEE 802. 11a / Chain 1 / 5720 MHz (UNII 3)



Date: 5.DEC.2015 15:55:56

Conducted Output Power Plot on Configuration IEEE 802. 11a / Chain 2 / 5720 MHz (UNII 3)



Date: 5.DEC.2015 15:58:03

Conducted Output Power Plot on Configuration IEEE 802. 11a / Chain 3 / 5720 MHz (UNII 3)



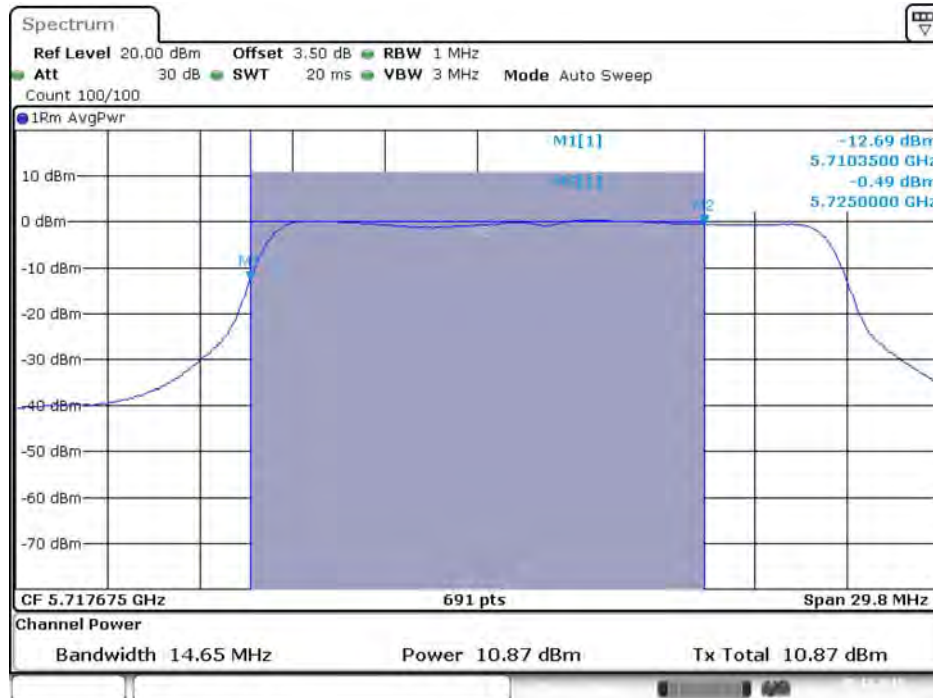
Date: 5.DEC.2015 15:58:11

Conducted Output Power Plot on Configuration IEEE 802. 11a / Chain 4 / 5720 MHz (UNII 3)



Date: 5.DEC.2015 15:58:18

Conducted Output Power Plot on Configuration IEEE 802.11ac MCS0/Nss1 VHT20 / Chain 1 / 5720 MHz (UNII 2C)



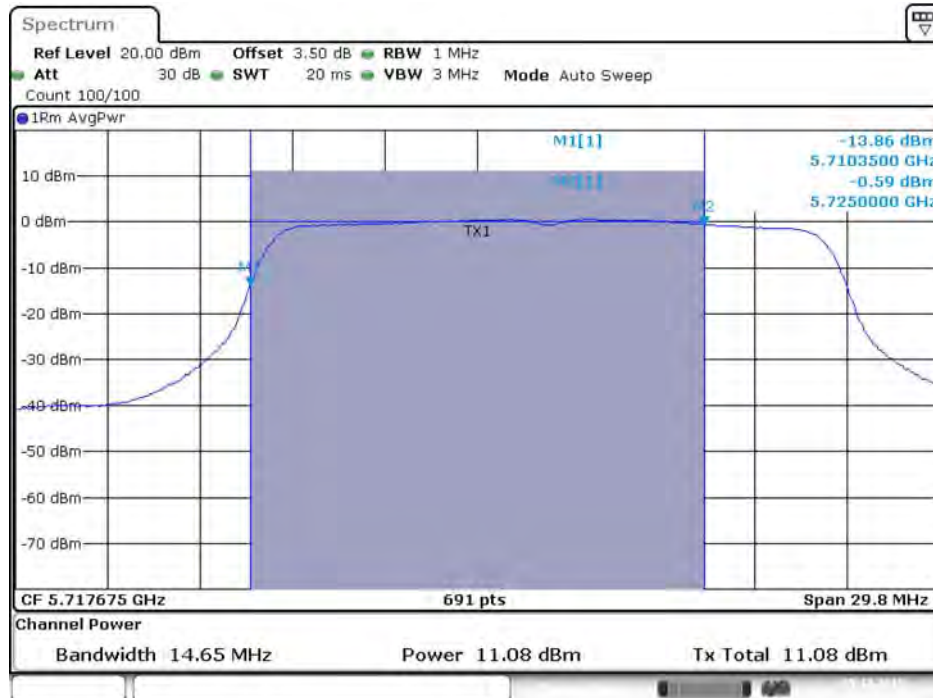
Date: 5.DEC.2015 15:58:51

Conducted Output Power Plot on Configuration IEEE 802.11ac MCS0/Nss1 VHT20 / Chain 2 / 5720 MHz (UNII 2C)



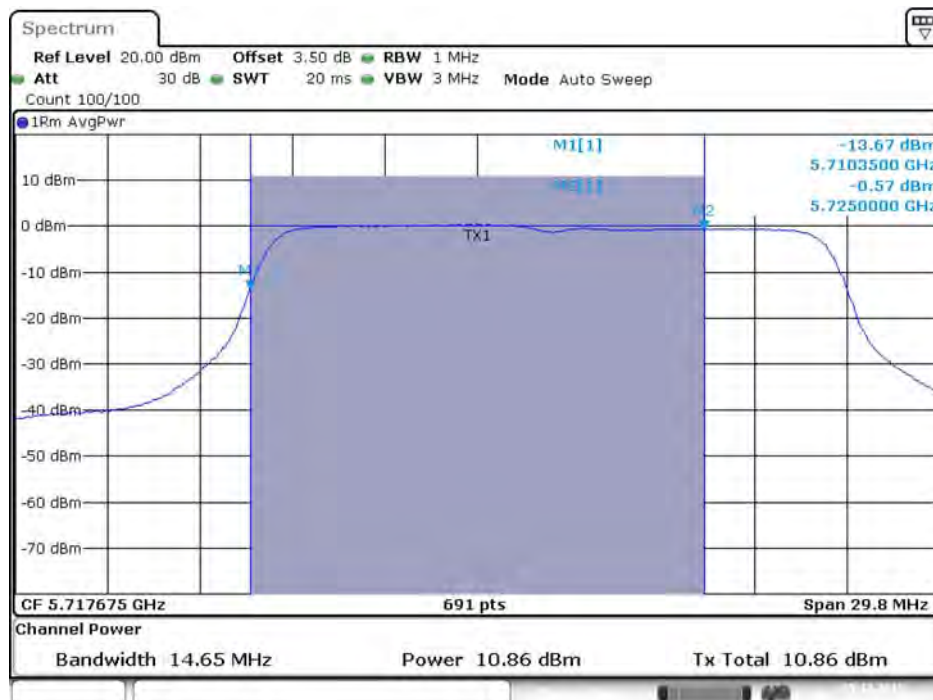
Date: 5.DEC.2015 15:58:58

Conducted Output Power Plot on Configuration IEEE 802.11ac MCS0/Nss1 VHT20 / Chain 3 / 5720 MHz (UNII 2C)



Date: 5 DEC.2015 15:59:06

Conducted Output Power Plot on Configuration IEEE 802.11ac MCS0/Nss1 VHT20 / Chain 4 / 5720 MHz (UNII 2C)



Date: 5 DEC.2015 15:59:13

Conducted Output Power Plot on Configuration IEEE 802.11ac MCS0/Nss1 VHT20 / Chain 1 / 5720 MHz (UNII 3)



Date: 5.DEC.2015 15:58:54

Conducted Output Power Plot on Configuration IEEE 802.11ac MCS0/Nss1 VHT20 / Chain 2 / 5720 MHz (UNII 3)



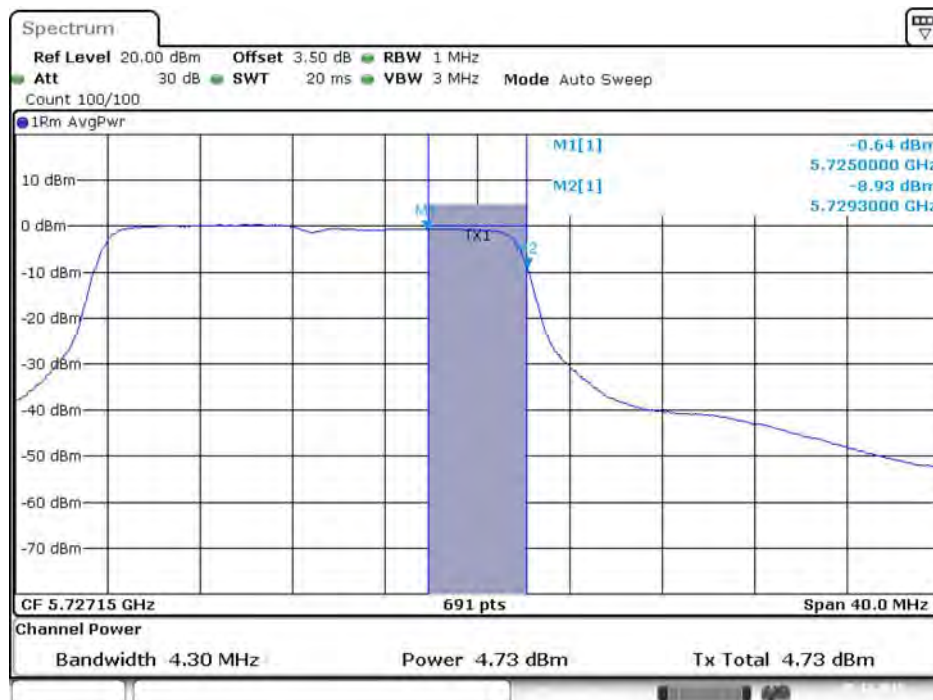
Date: 5.DEC.2015 15:59:02

Conducted Output Power Plot on Configuration IEEE 802.11ac MCS0/Nss1 VHT20 / Chain 3 / 5720 MHz (UNII 3)



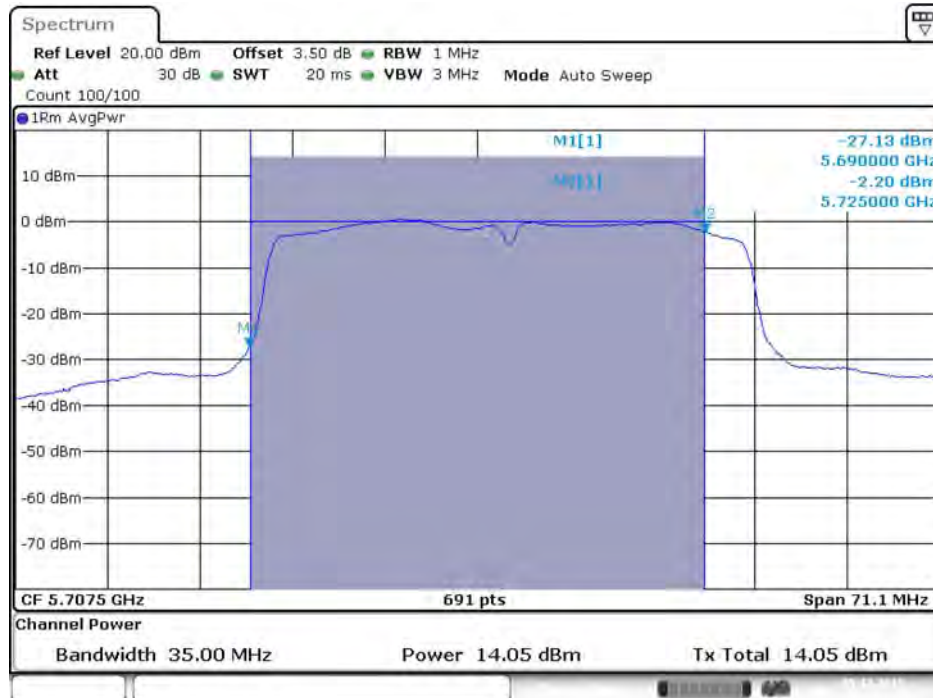
Date: 5.DEC.2015 15:59:09

Conducted Output Power Plot on Configuration IEEE 802.11ac MCS0/Nss1 VHT20 / Chain 4 / 5720 MHz (UNII 3)



Date: 5.DEC.2015 15:59:16

Conducted Output Power Plot on Configuration IEEE 802.11ac MCS0/Nss1 VHT40 / Chain 1 / 5710 MHz (UNII 2C)



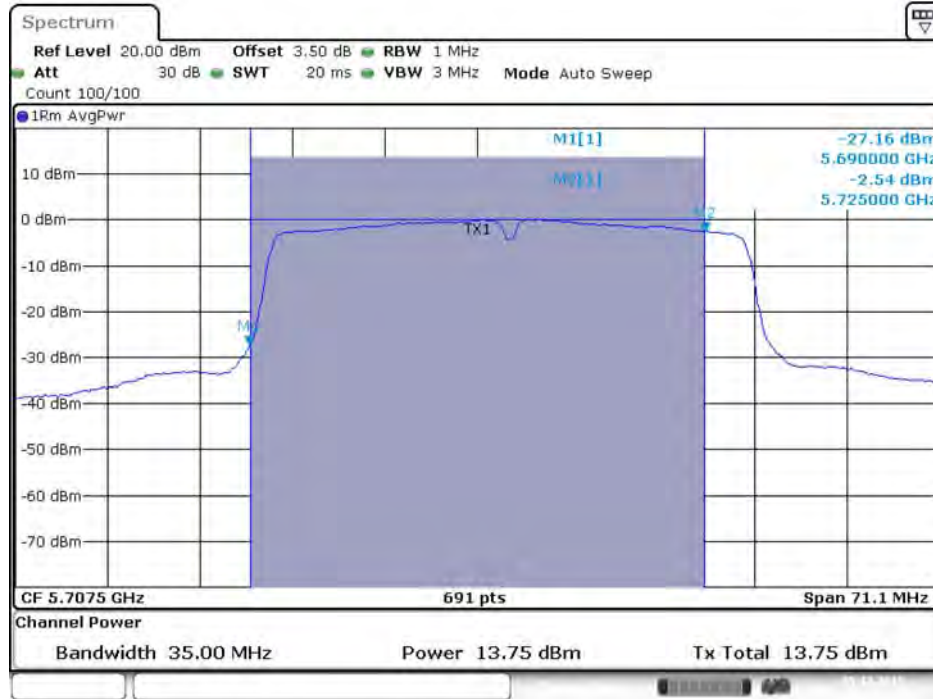
Date: 5.DEC.2015 16:05:12

Conducted Output Power Plot on Configuration IEEE 802.11ac MCS0/Nss1 VHT40 / Chain 2 / 5710 MHz (UNII 2C)



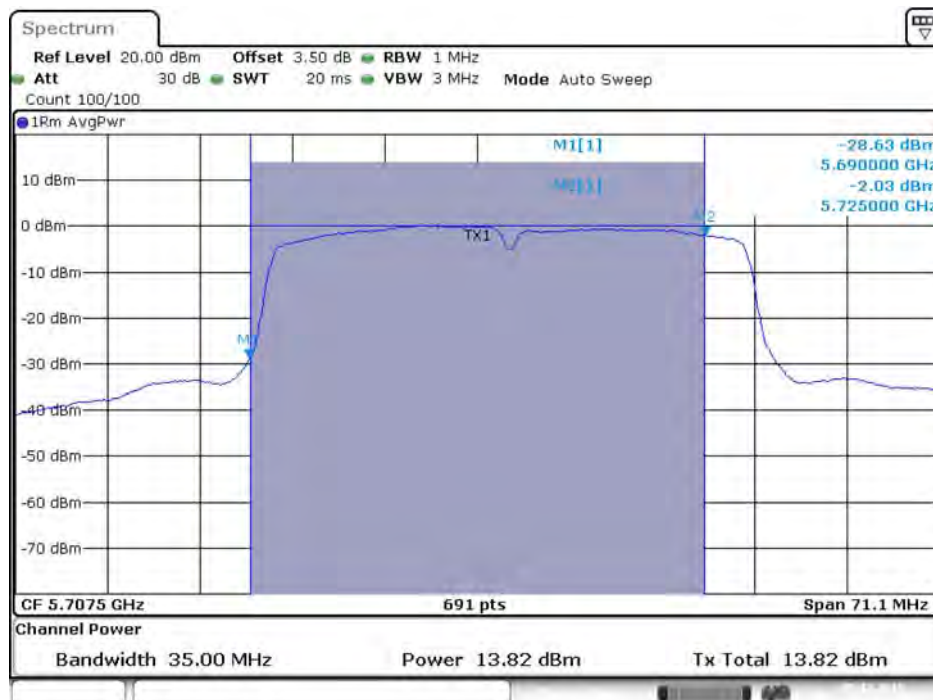
Date: 5.DEC.2015 16:05:20

Conducted Output Power Plot on Configuration IEEE 802.11ac MCS0/Nss1 VHT40 / Chain 3 / 5710 MHz (UNII 2C)



Date: 5 DEC.2015 16:05:27

Conducted Output Power Plot on Configuration IEEE 802.11ac MCS0/Nss1 VHT40 / Chain 4 / 5710 MHz (UNII 2C)



Date: 5 DEC.2015 16:05:35

Conducted Output Power Plot on Configuration IEEE 802.11ac MCS0/Nss1 VHT40 / Chain 1 / 5710 MHz (UNII 3)



Date: 5.DEC.2015 16:05:16

Conducted Output Power Plot on Configuration IEEE 802.11ac MCS0/Nss1 VHT40 / Chain 2 / 5710 MHz (UNII 3)



Date: 5.DEC.2015 16:05:23

Conducted Output Power Plot on Configuration IEEE 802.11ac MCS0/Nss1 VHT40 / Chain 3 / 5710 MHz (UNII 3)



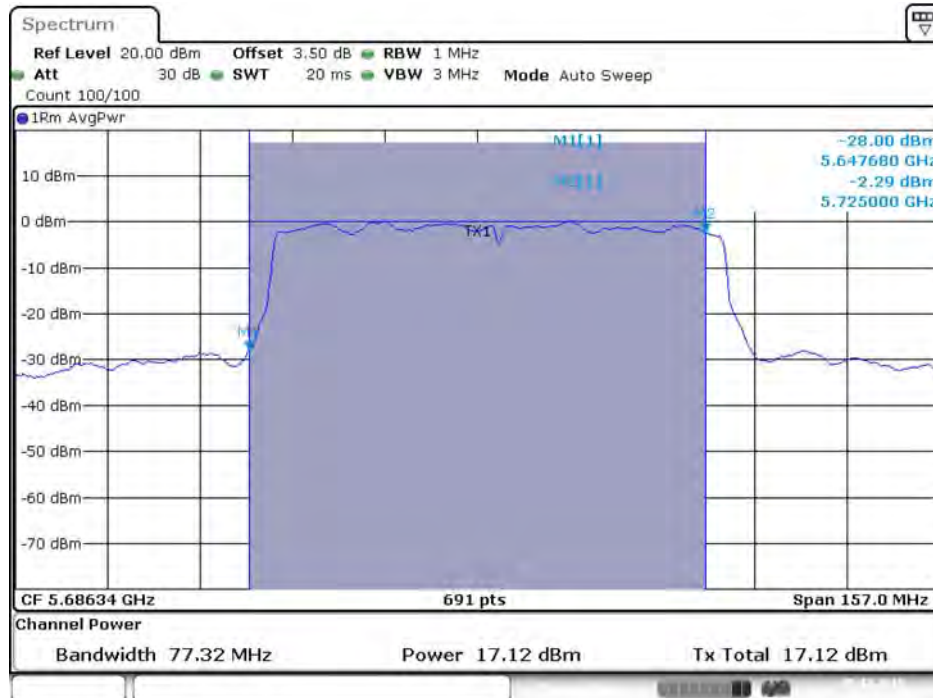
Date: 5.DEC.2015 16:05:31

Conducted Output Power Plot on Configuration IEEE 802.11ac MCS0/Nss1 VHT40 / Chain 4 / 5710 MHz (UNII 3)



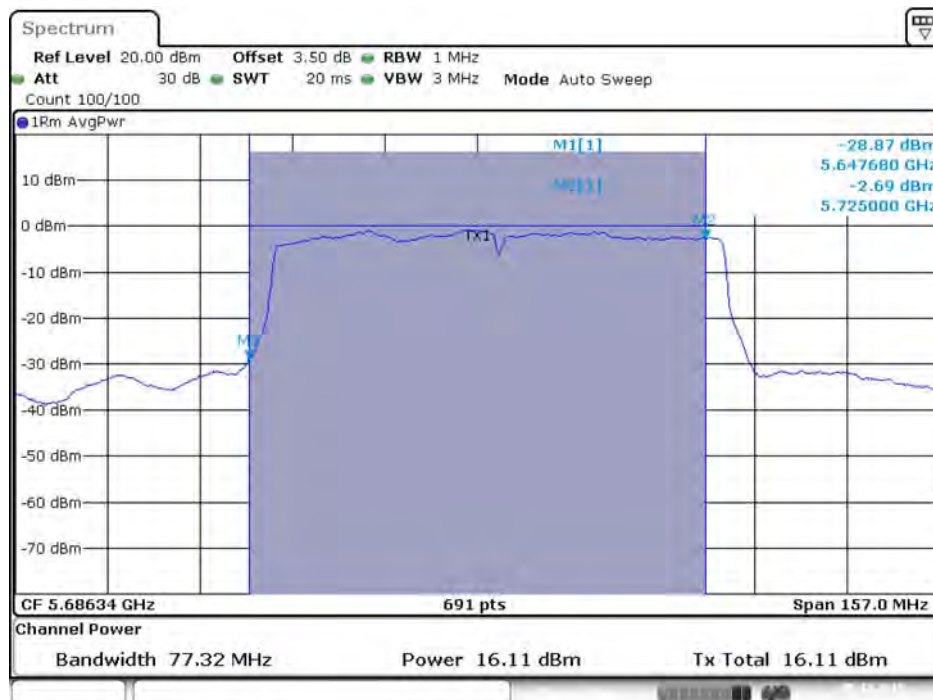
Date: 5.DEC.2015 16:05:38

Conducted Output Power Plot on Configuration IEEE 802.11ac MCS0/Nss1 VHT80 / Chain 1 / 5690 MHz (UNII 2C)



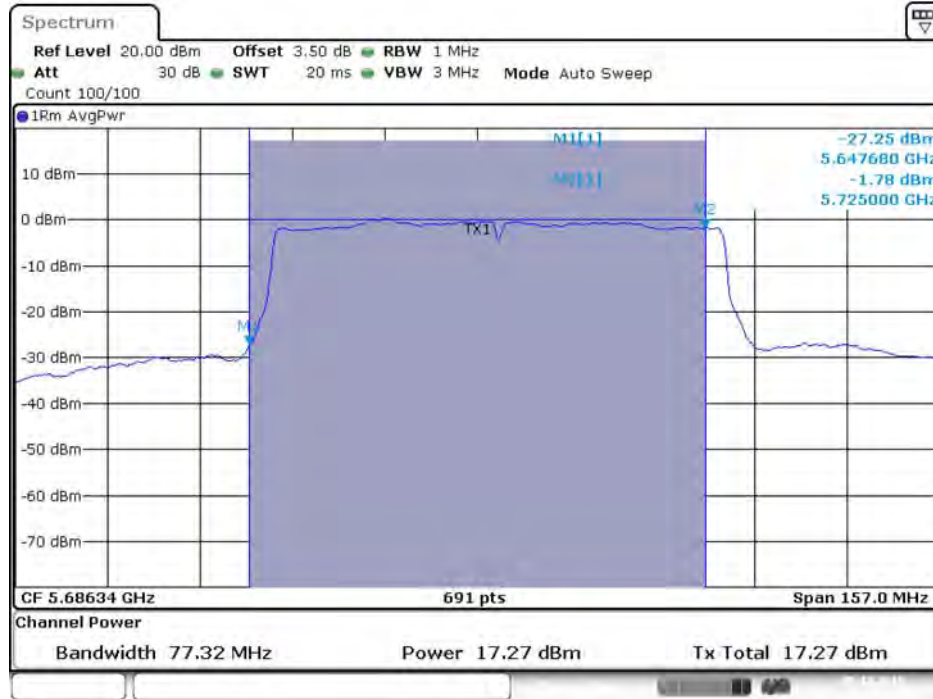
Date: 5.DEC.2015 16:11:14

Conducted Output Power Plot on Configuration IEEE 802.11ac MCS0/Nss1 VHT80 / Chain 2 / 5690 MHz (UNII 2C)



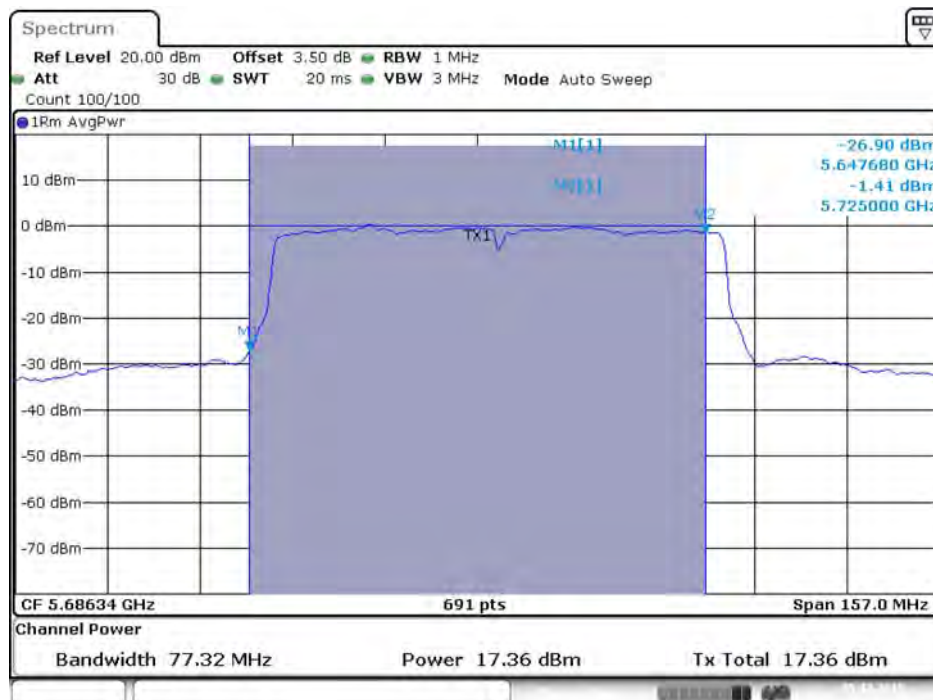
Date: 5.DEC.2015 16:11:21

Conducted Output Power Plot on Configuration IEEE 802.11ac MCS0/Nss1 VHT80 / Chain 3 / 5690 MHz (UNII 2C)



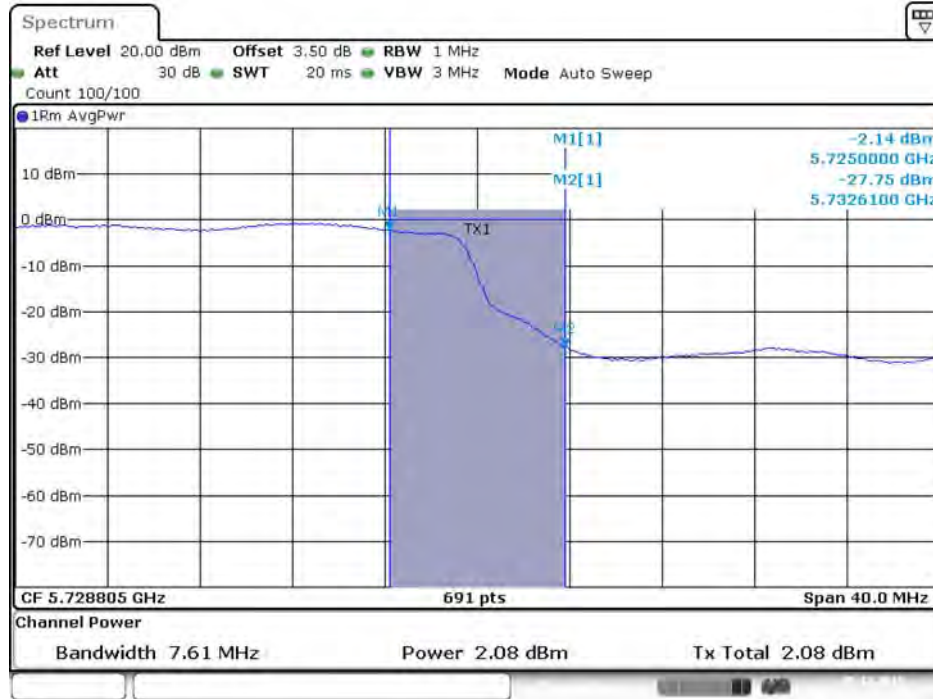
Date: 5.DEC.2015 16:11:29

Conducted Output Power Plot on Configuration IEEE 802.11ac MCS0/Nss1 VHT80 / Chain 4 / 5690 MHz (UNII 2C)



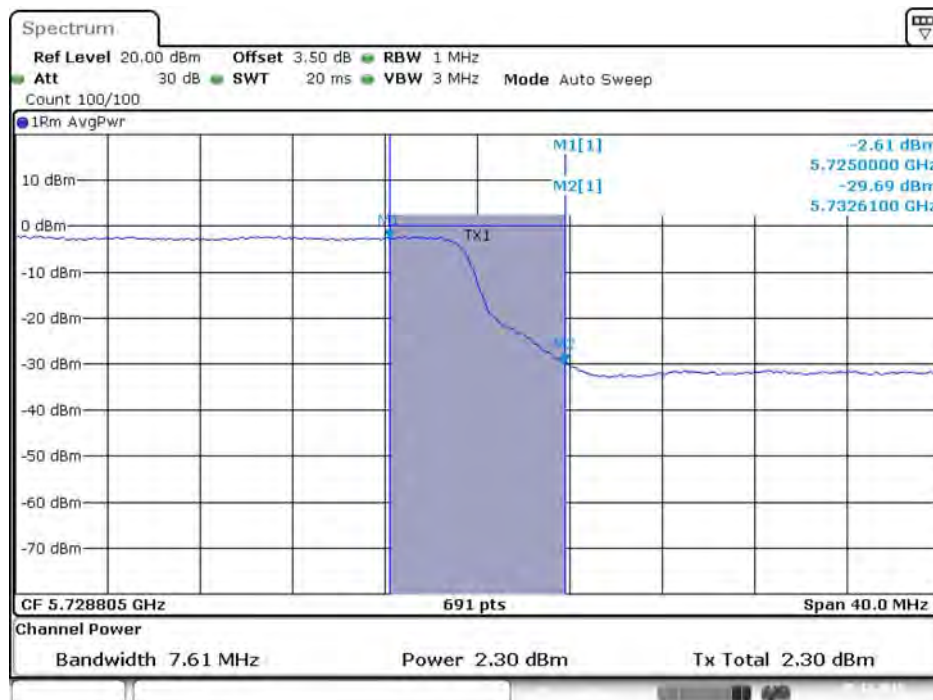
Date: 5.DEC.2015 16:11:36

Conducted Output Power Plot on Configuration IEEE 802.11ac MCS0/Nss1 VHT80 / Chain 1 / 5690 MHz (UNII 3)



Date: 5.DEC.2015 16:11:17

Conducted Output Power Plot on Configuration IEEE 802.11ac MCS0/Nss1 VHT80 / Chain 2 / 5690 MHz (UNII 3)



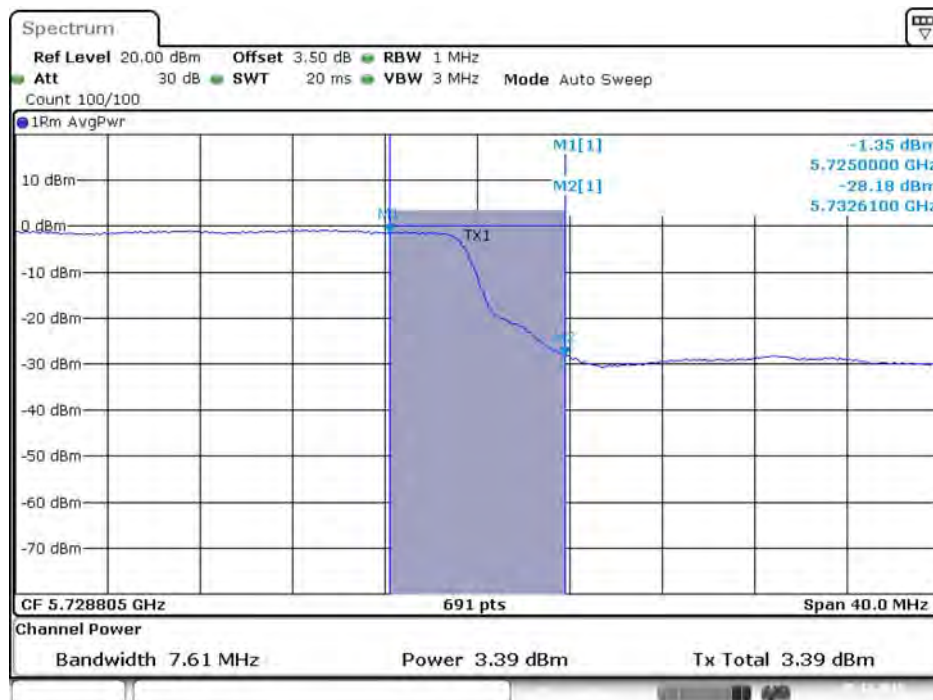
Date: 5.DEC.2015 16:11:25

Conducted Output Power Plot on Configuration IEEE 802.11ac MCS0/Nss1 VHT80 / Chain 3 / 5690 MHz (UNII 3)



Date: 5.DEC.2015 16:11:32

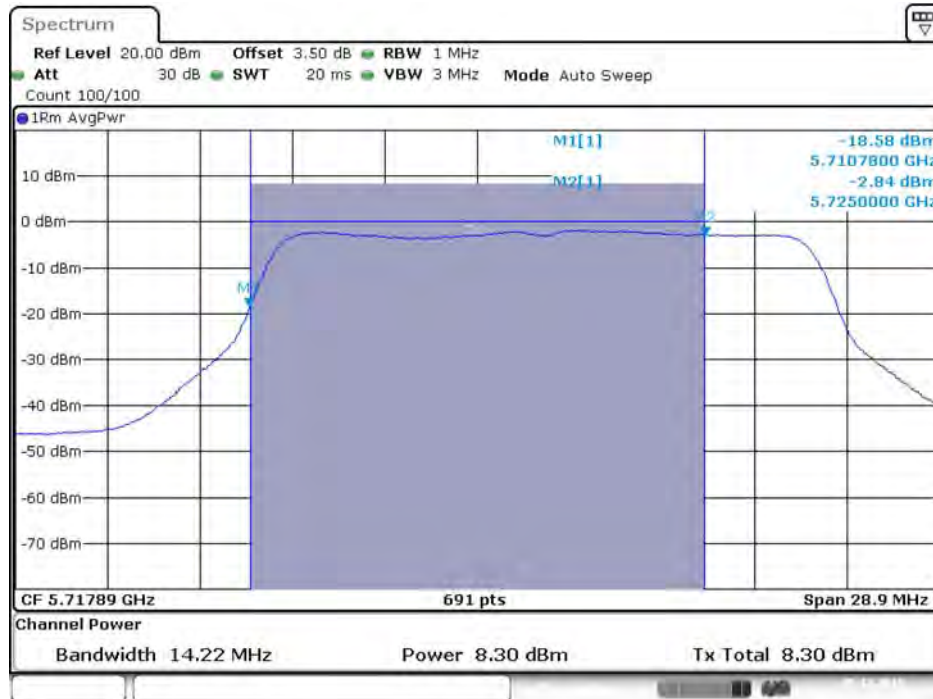
Conducted Output Power Plot on Configuration IEEE 802.11ac MCS0/Nss1 VHT80 / Chain 4 / 5690 MHz (UNII 3)



Date: 5.DEC.2015 16:11:40

Mode 6: EUT 1 + Set 7 Sector Antenna / 11.5 dBi

Conducted Output Power Plot on Configuration IEEE 802.11a / Chain 1 / 5720 MHz (UNII 2C)



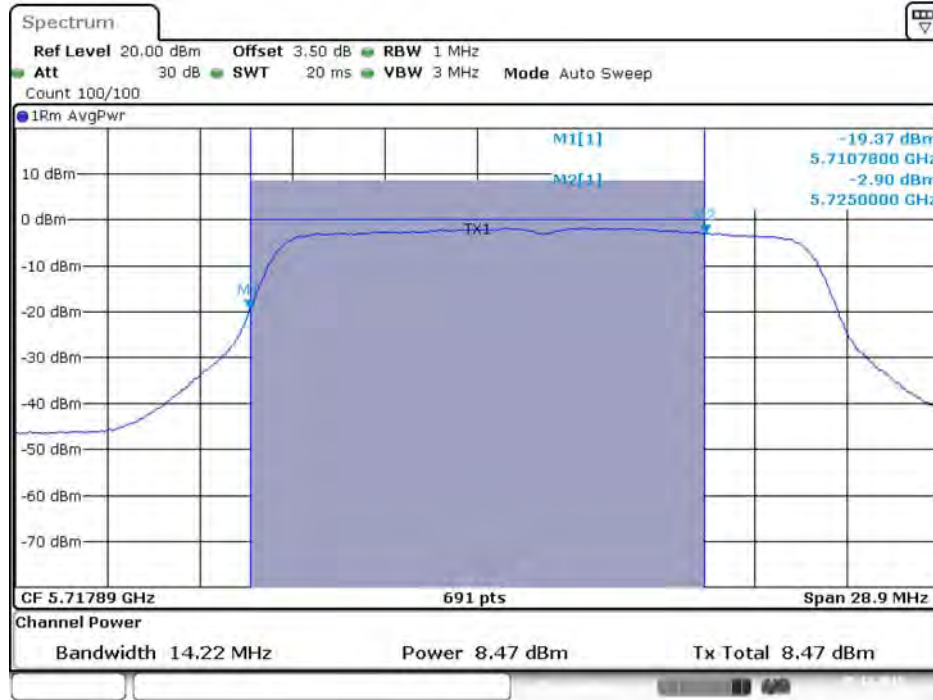
Date: 5.DEC.2015 15:11:23

Conducted Output Power Plot on Configuration IEEE 802.11a / Chain 2 / 5720 MHz (UNII 2C)



Date: 5.DEC.2015 15:11:31

Conducted Output Power Plot on Configuration IEEE 802.11a / Chain 3 / 5720 MHz (UNII 2C)



Date: 5.DEC.2015 15:11:38

Conducted Output Power Plot on Configuration IEEE 802.11a / Chain 4 / 5720 MHz (UNII 2C)



Date: 5.DEC.2015 15:11:45

Conducted Output Power Plot on Configuration IEEE 802. 11a / Chain 1 / 5720 MHz (UNII 3)



Date: 5.DEC.2015 15:11:27

Conducted Output Power Plot on Configuration IEEE 802. 11a / Chain 2 / 5720 MHz (UNII 3)



Date: 5.DEC.2015 15:11:34

Conducted Output Power Plot on Configuration IEEE 802. 11a / Chain 3 / 5720 MHz (UNII 3)



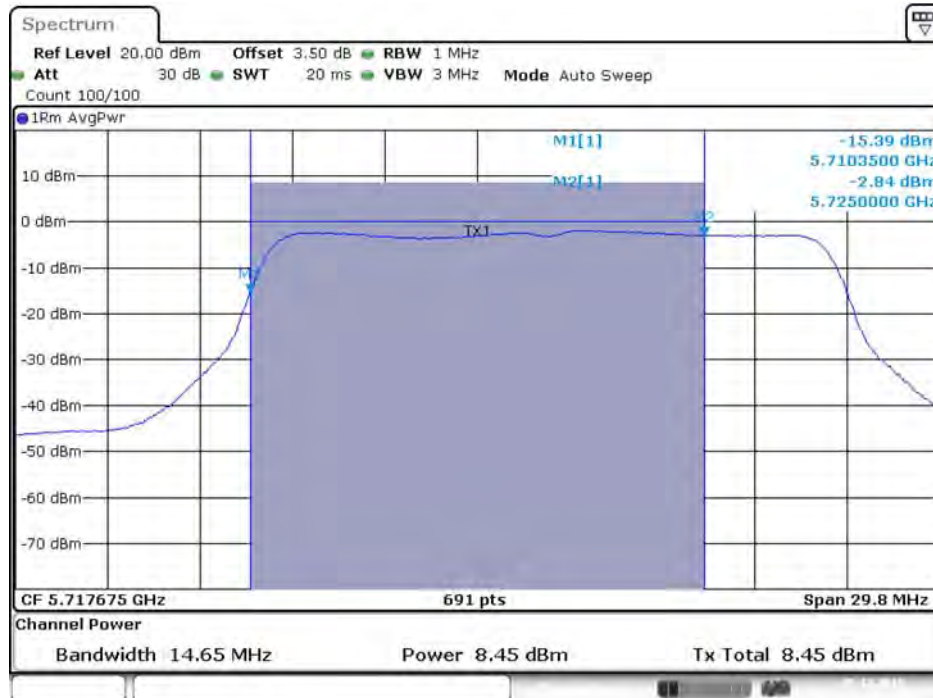
Date: 5.DEC.2015 15:11:41

Conducted Output Power Plot on Configuration IEEE 802. 11a / Chain 4 / 5720 MHz (UNII 3)



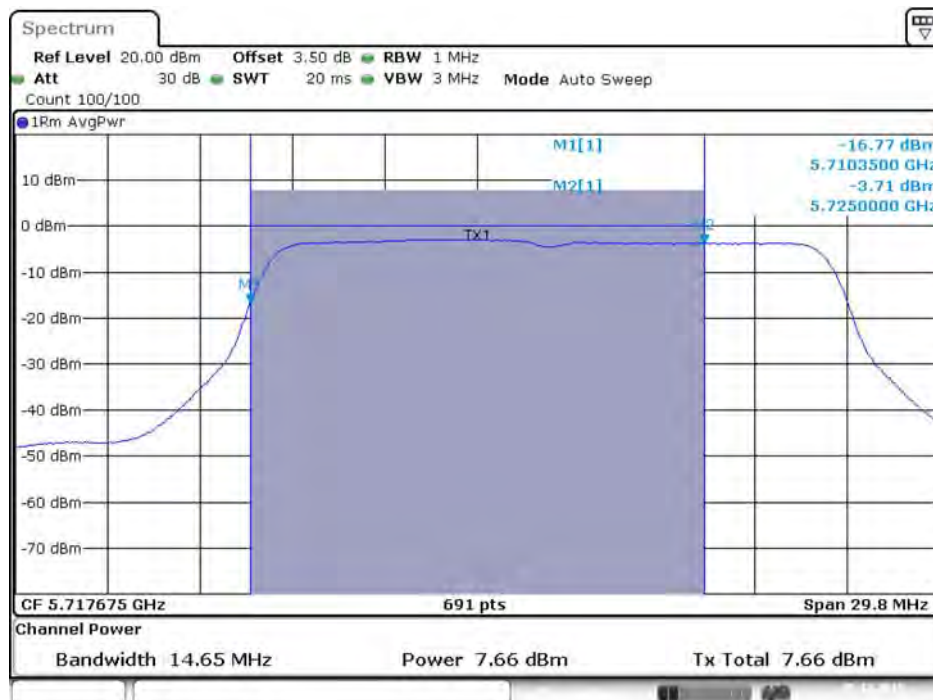
Date: 5.DEC.2015 15:11:49

Conducted Output Power Plot on Configuration IEEE 802.11ac MCS0/Nss1 VHT20 / Chain 1 / 5720 MHz (UNII 2C)



Date: 5.DEC.2015 15:17:48

Conducted Output Power Plot on Configuration IEEE 802.11ac MCS0/Nss1 VHT20 / Chain 2 / 5720 MHz (UNII 2C)



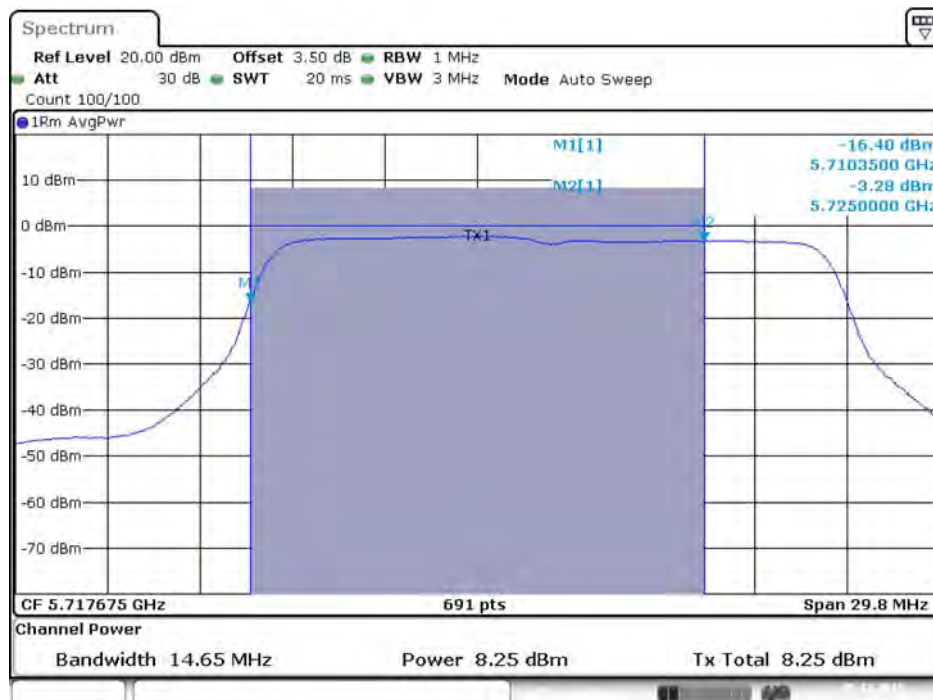
Date: 5.DEC.2015 15:17:56

Conducted Output Power Plot on Configuration IEEE 802.11ac MCS0/Nss1 VHT20 / Chain 3 / 5720 MHz (UNII 2C)



Date: 5.DEC.2015 15:18:03

Conducted Output Power Plot on Configuration IEEE 802.11ac MCS0/Nss1 VHT20 / Chain 4 / 5720 MHz (UNII 2C)



Date: 5.DEC.2015 15:18:11

Conducted Output Power Plot on Configuration IEEE 802.11ac MCS0/Nss1 VHT20 / Chain 1 / 5720 MHz (UNII 3)



Date: 5.DEC.2015 15:17:52

Conducted Output Power Plot on Configuration IEEE 802.11ac MCS0/Nss1 VHT20 / Chain 2 / 5720 MHz (UNII 3)



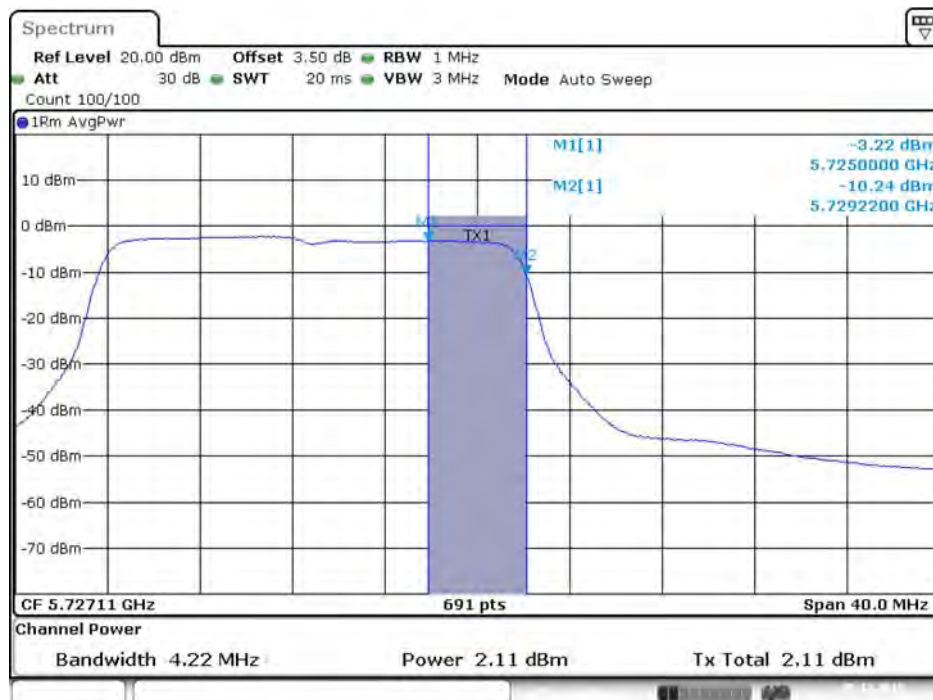
Date: 5.DEC.2015 15:17:59

Conducted Output Power Plot on Configuration IEEE 802.11ac MCS0/Nss1 VHT20 / Chain 3 / 5720 MHz (UNII 3)



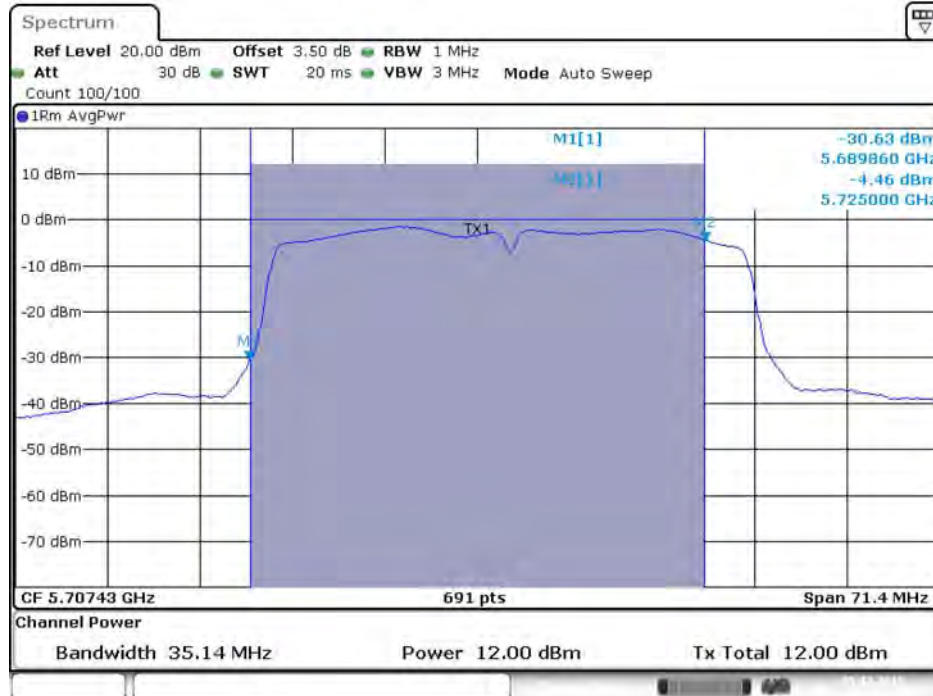
Date: 5.DEC.2015 15:18:06

Conducted Output Power Plot on Configuration IEEE 802.11ac MCS0/Nss1 VHT20 / Chain 4 / 5720 MHz (UNII 3)



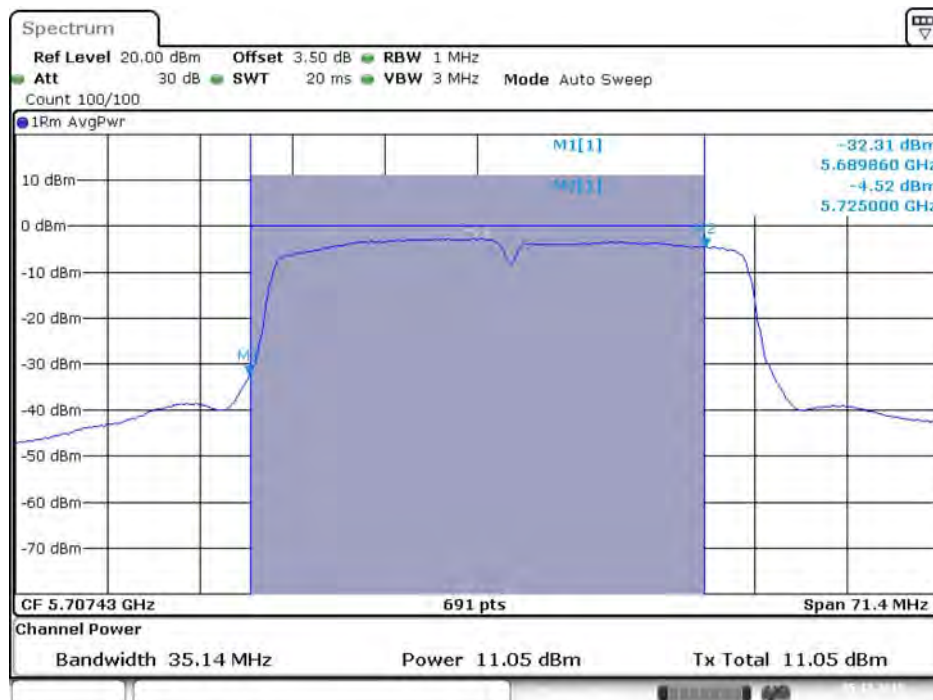
Date: 5.DEC.2015 15:18:14

Conducted Output Power Plot on Configuration IEEE 802.11ac MCS0/Nss1 VHT40 / Chain 1 / 5710 MHz (UNII 2C)



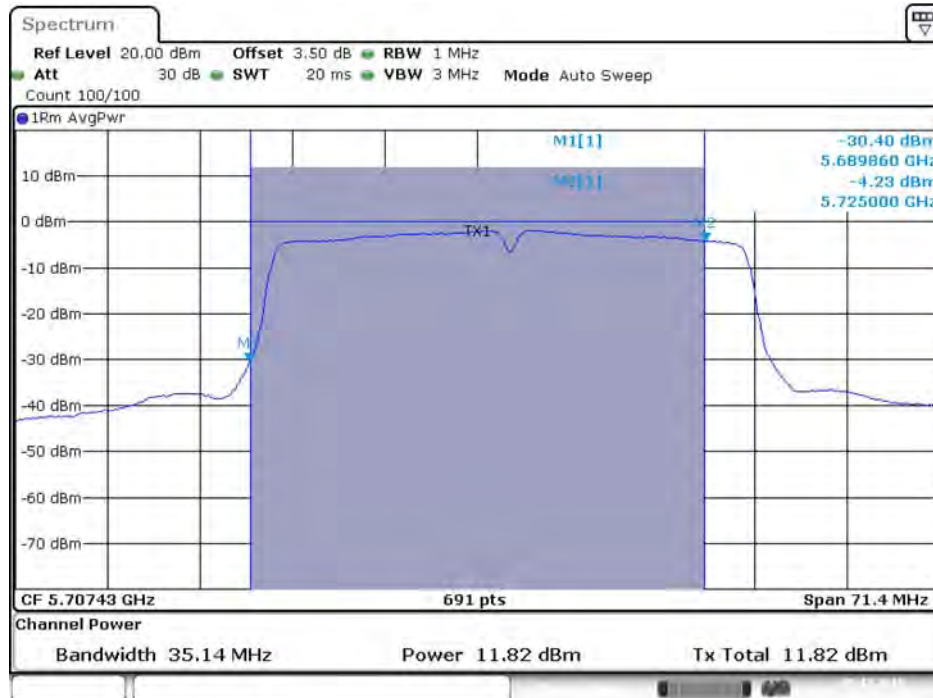
Date: 5 DEC.2015 15:22:54

Conducted Output Power Plot on Configuration IEEE 802.11ac MCS0/Nss1 VHT40 / Chain 2 / 5710 MHz (UNII 2C)



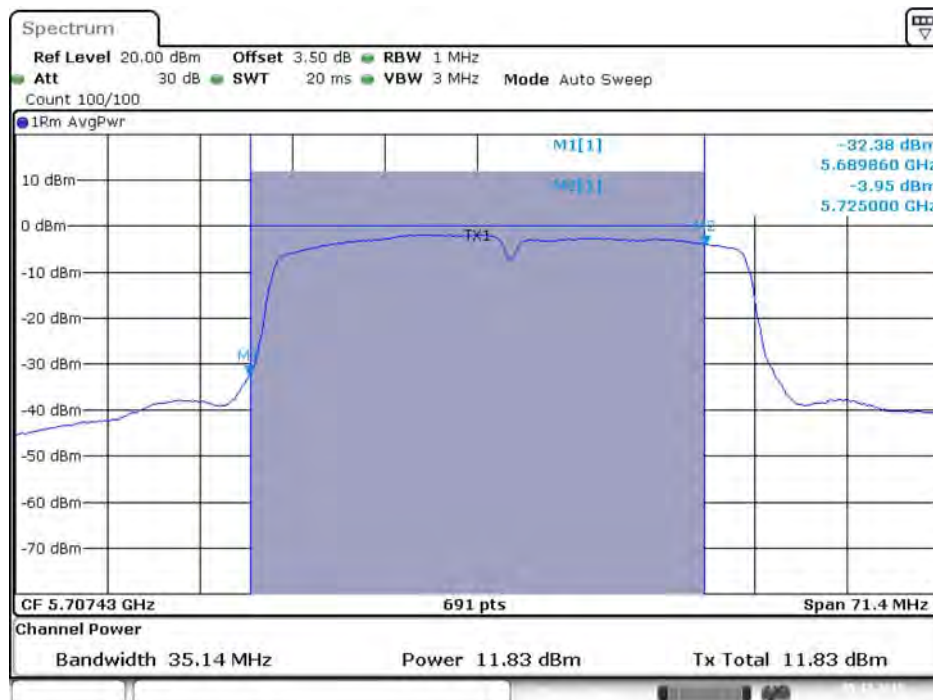
Date: 5 DEC.2015 15:23:01

Conducted Output Power Plot on Configuration IEEE 802.11ac MCS0/Nss1 VHT40 / Chain 3 / 5710 MHz (UNII 2C)



Date: 5 DEC.2015 15:23:08

Conducted Output Power Plot on Configuration IEEE 802.11ac MCS0/Nss1 VHT40 / Chain 4 / 5710 MHz (UNII 2C)



Date: 5 DEC.2015 15:23:16

Conducted Output Power Plot on Configuration IEEE 802.11ac MCS0/Nss1 VHT40 / Chain 1 / 5710 MHz (UNII 3)



Date: 5.DEC.2015 15:22:57

Conducted Output Power Plot on Configuration IEEE 802.11ac MCS0/Nss1 VHT40 / Chain 2 / 5710 MHz (UNII 3)



Date: 5.DEC.2015 15:23:04

Conducted Output Power Plot on Configuration IEEE 802.11ac MCS0/Nss1 VHT40 / Chain 3 / 5710 MHz (UNII 3)



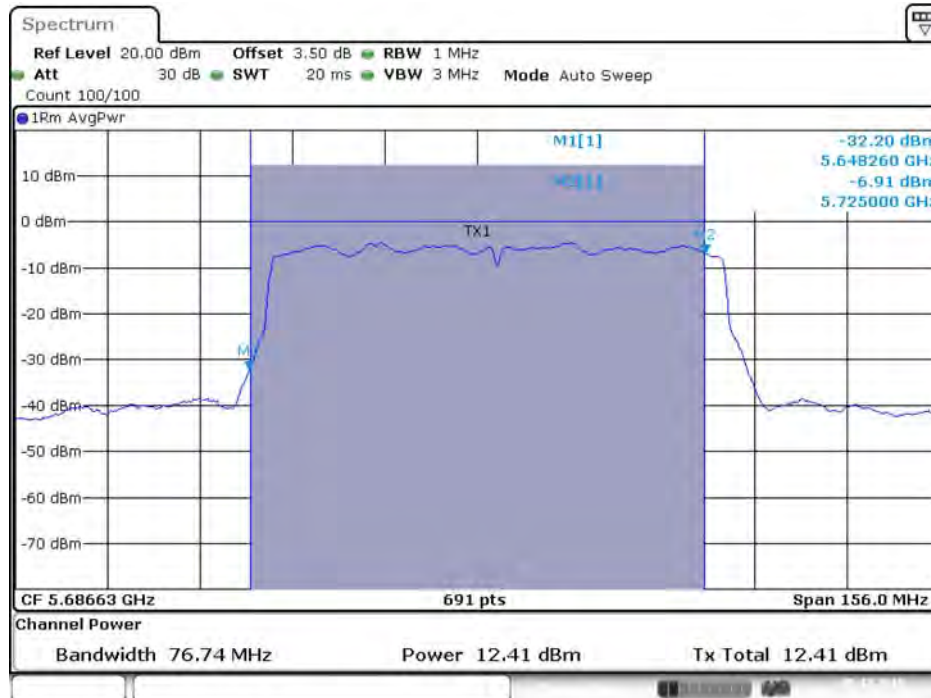
Date: 5.DEC.2015 15:23:12

Conducted Output Power Plot on Configuration IEEE 802.11ac MCS0/Nss1 VHT40 / Chain 4 / 5710 MHz (UNII 3)



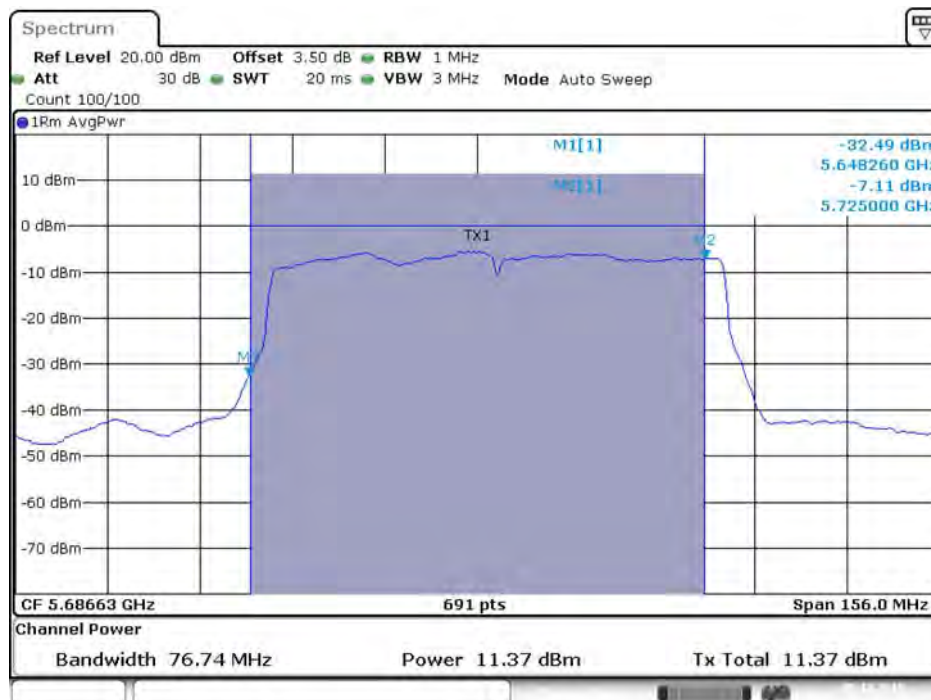
Date: 5.DEC.2015 15:23:19

Conducted Output Power Plot on Configuration IEEE 802.11ac MCS0/Nss1 VHT80 / Chain 1 / 5690 MHz (UNII 2C)



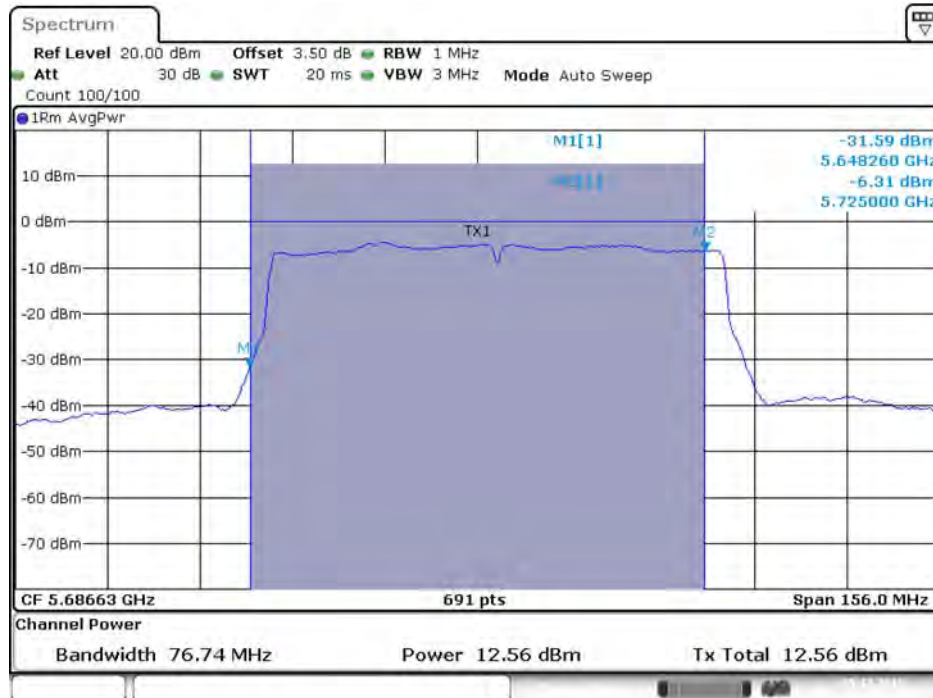
Date: 5.DEC.2015 15:27:23

Conducted Output Power Plot on Configuration IEEE 802.11ac MCS0/Nss1 VHT80 / Chain 2 / 5690 MHz (UNII 2C)



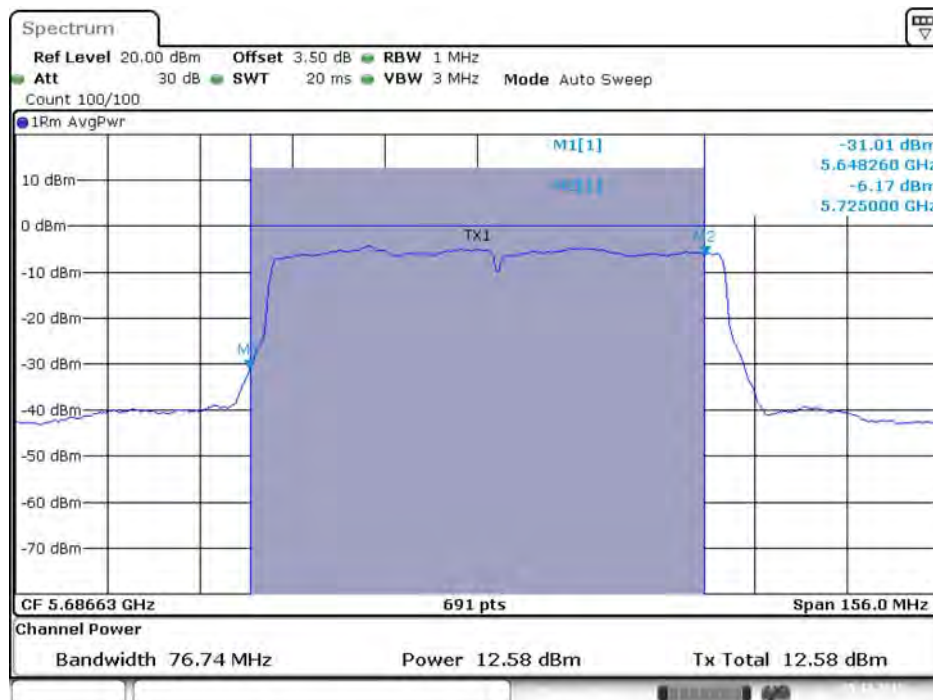
Date: 5.DEC.2015 15:27:31

Conducted Output Power Plot on Configuration IEEE 802.11ac MCS0/Nss1 VHT80 / Chain 3 / 5690 MHz (UNII 2C)



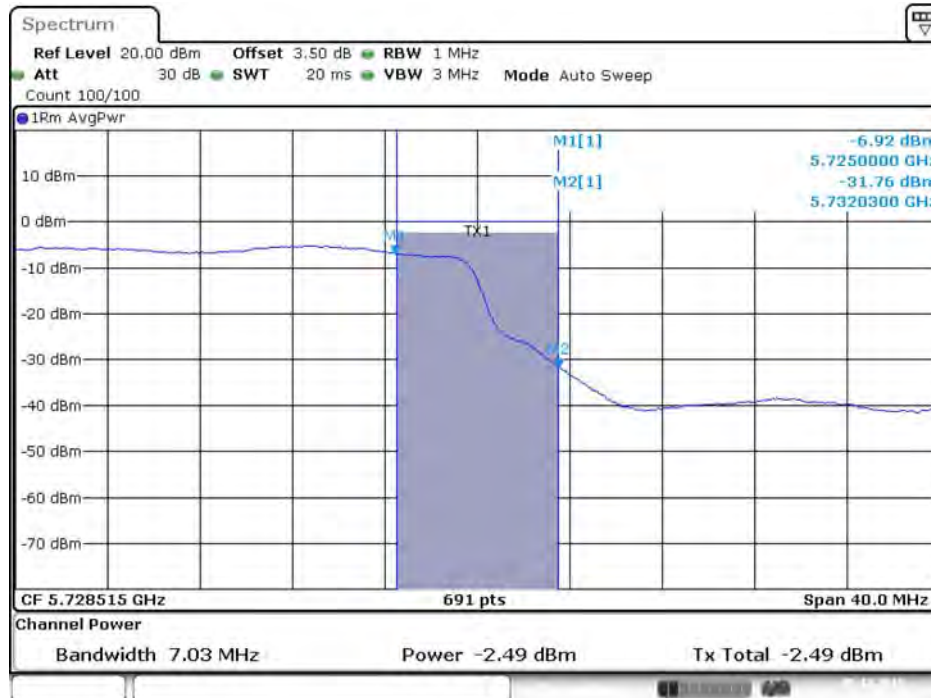
Date: 5 DEC.2015 15:27:39

Conducted Output Power Plot on Configuration IEEE 802.11ac MCS0/Nss1 VHT80 / Chain 4 / 5690 MHz (UNII 2C)



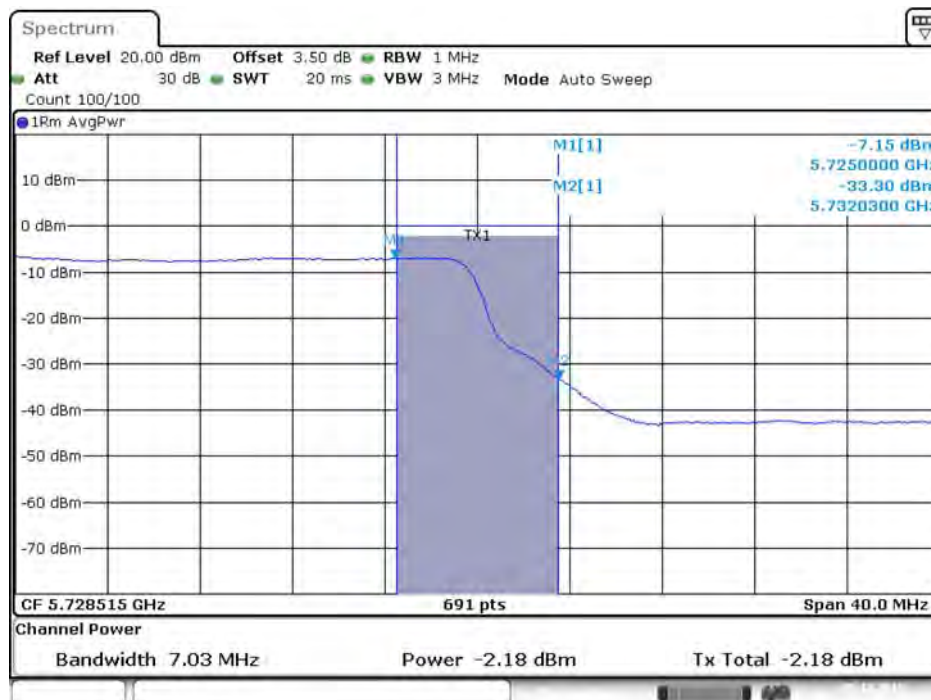
Date: 5 DEC.2015 15:27:46

Conducted Output Power Plot on Configuration IEEE 802.11ac MCS0/Nss1 VHT80 / Chain 1 / 5690 MHz (UNII 3)



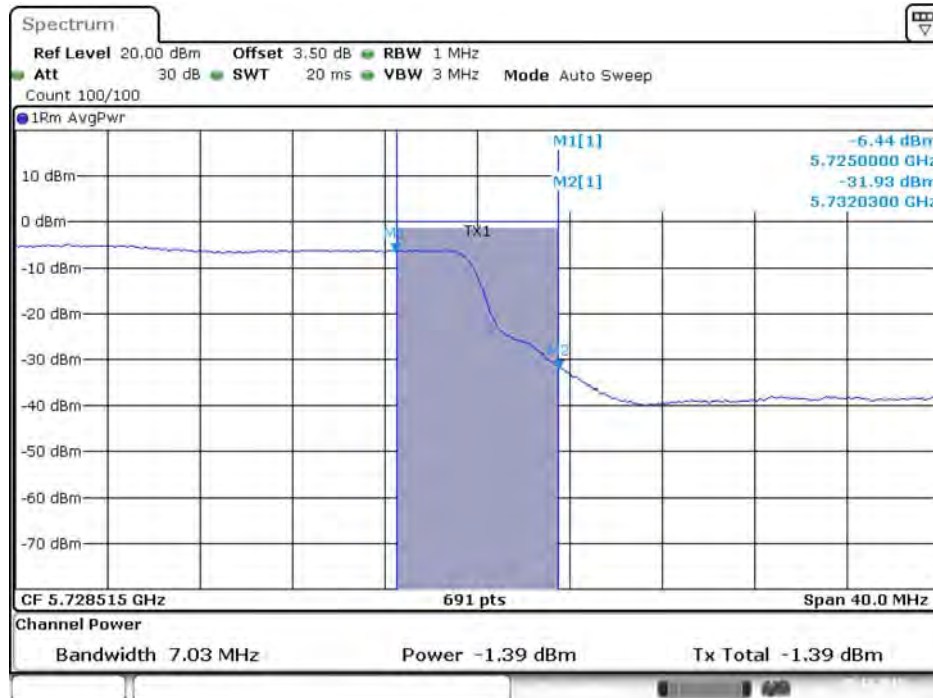
Date: 5.DEC.2015 15:27:27

Conducted Output Power Plot on Configuration IEEE 802.11ac MCS0/Nss1 VHT80 / Chain 2 / 5690 MHz (UNII 3)



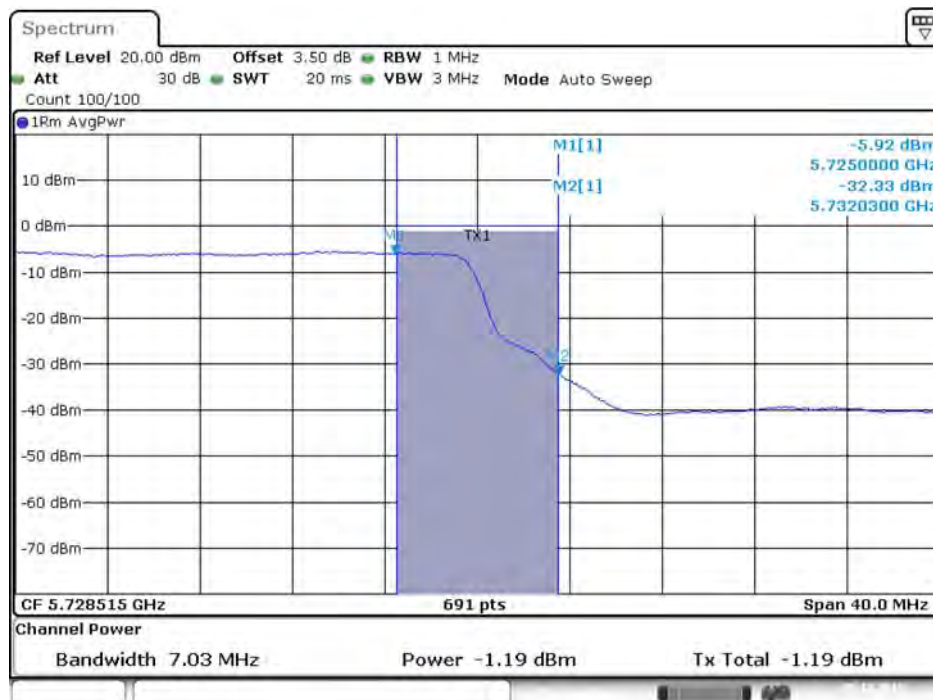
Date: 5.DEC.2015 15:27:35

Conducted Output Power Plot on Configuration IEEE 802.11ac MCS0/Nss1 VHT80 / Chain 3 / 5690 MHz (UNII 3)



Date: 5.DEC.2015 15:27:42

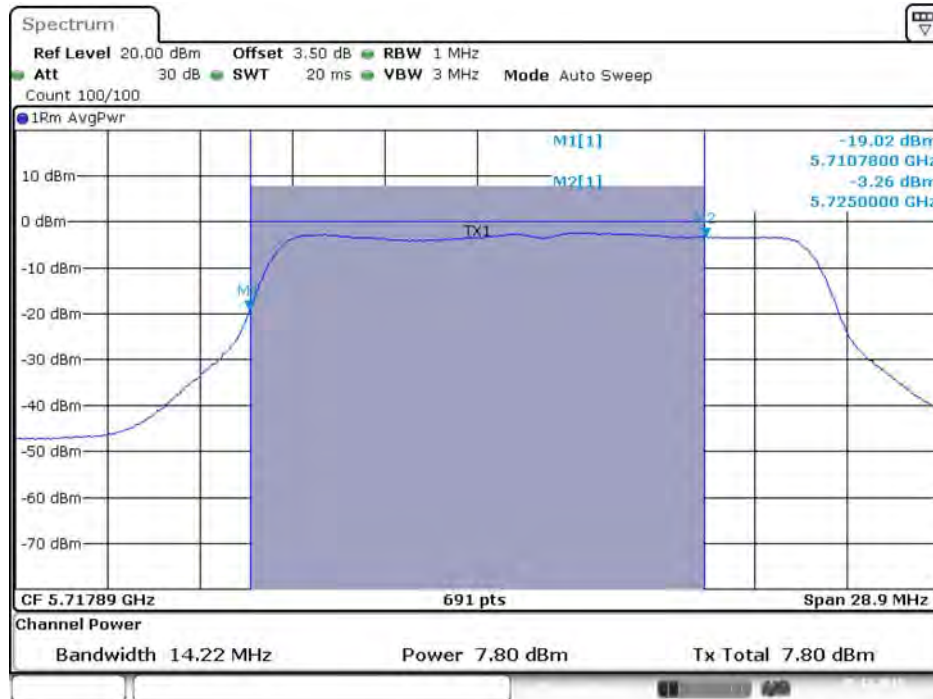
Conducted Output Power Plot on Configuration IEEE 802.11ac MCS0/Nss1 VHT80 / Chain 4 / 5690 MHz (UNII 3)



Date: 5.DEC.2015 15:27:50

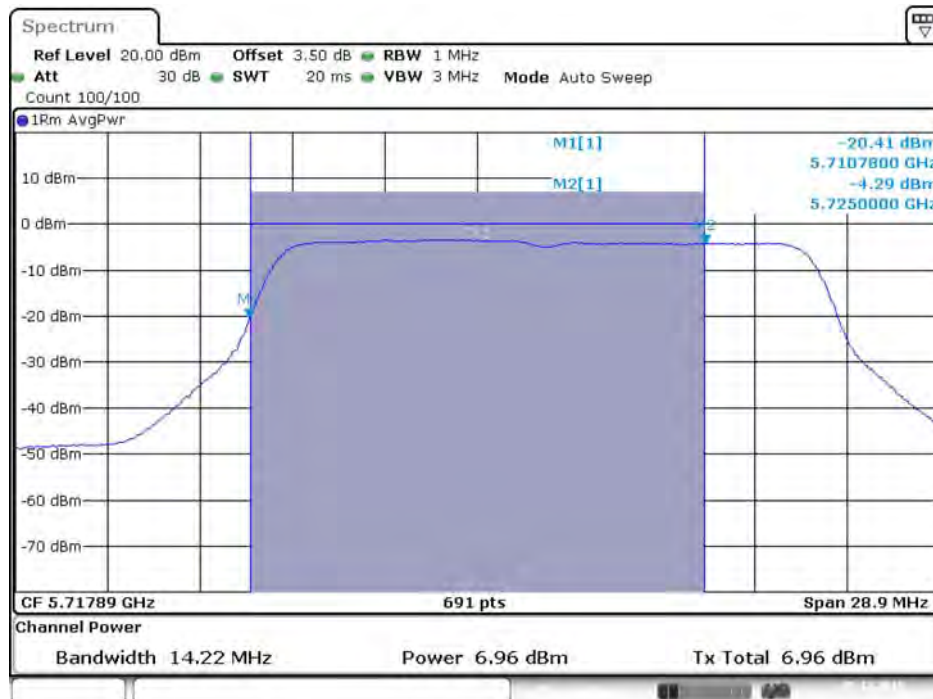
Mode 7: EUT 1 + Set 8 Sector Antenna / 12 dBi

Conducted Output Power Plot on Configuration IEEE 802.11a / Chain 1 / 5720 MHz (UNII 2C)



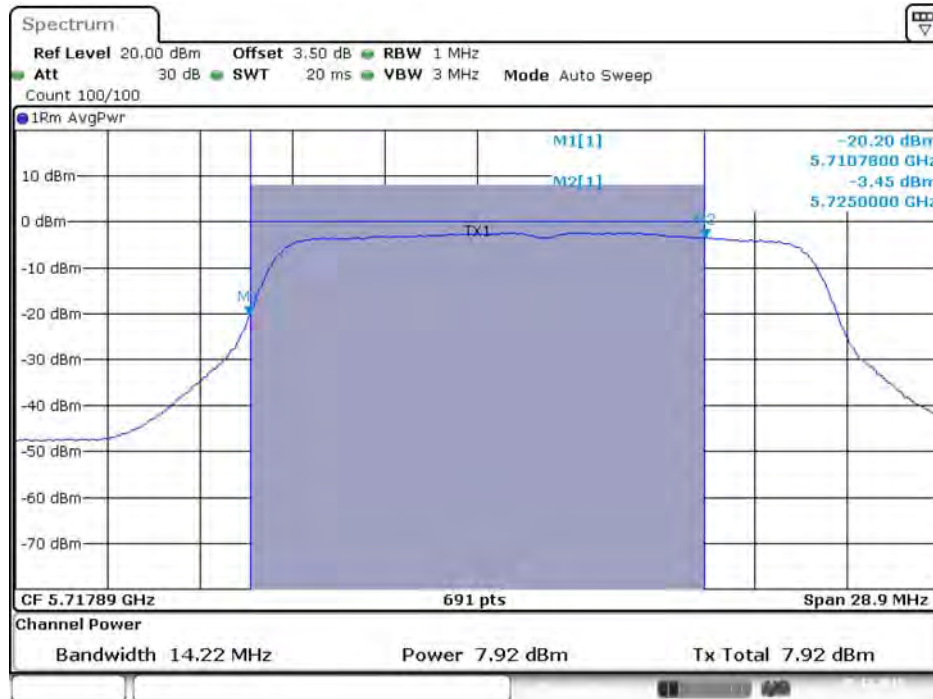
Date: 5.DEC.2015 14:34:20

Conducted Output Power Plot on Configuration IEEE 802.11a / Chain 2 / 5720 MHz (UNII 2C)



Date: 5.DEC.2015 14:34:27

Conducted Output Power Plot on Configuration IEEE 802.11a / Chain 3 / 5720 MHz (UNII 2C)



Date: 5.DEC.2015 14:34:35

Conducted Output Power Plot on Configuration IEEE 802.11a / Chain 4 / 5720 MHz (UNII 2C)



Date: 5.DEC.2015 14:34:42

Conducted Output Power Plot on Configuration IEEE 802. 11a / Chain 1 / 5720 MHz (UNII 3)



Date: 5.DEC.2015 14:34:23

Conducted Output Power Plot on Configuration IEEE 802. 11a / Chain 2 / 5720 MHz (UNII 3)



Date: 5.DEC.2015 14:34:31