

FCC Part 15B Compliance Test Report

Test Report no.:	Tre_FCC_0916_04.doc	Date of Report:	17-Jul-2009
Number of pages:	12	Customer's Contact person:	Sonja Länkinen

Testing laboratory:	TCC Nokia Tampere Laboratory P.O. Box 68 Sinitaival 5 FIN-33720 TAMPERE, FINLAND Tel. +358 (0) 7180 46800 Fax. +358 (0) 7180 46880	Customer:	Nokia Corporation 12278 Scripps Summit Drive SAN DIEGO CA. 92131 USA Tel. +1 858 831 5000 Fax. +1 858 831 6500
FCC listing no.:	94436		
IC recognition no.:	661AK-1		

Tested devices/ accessories: **Phone RM-573 / Battery BP-4L, AC charger AC-8E, Headset HS-47, Data cable CA-101, Laptop IBM Thinkpad T40, AC adapter 02K6543, Printer HP deskjet 1600CC3540A, Parallel cable for printer**

FCC ID:	QMNRM-573	IC:	661X-RM573
----------------	-----------	------------	------------

Supplement reports: -

Testing has been carried out in accordance with: **CFR 47, FCC rules Part 15 Subpart B, ANSI C63.4 (2003), ICES-003, CISPR 22 and IC standards RSS-132 (Issue 2, September 2005), RSS-133 (Issue 4, February 2008), RSS-139 (Issue 1, February 2008) and RSS-210 (Issue 7, June 2007). Deviations, modifications or clarifications (if any) to above mentioned documents are written in each section under "Test method and limit".**

Documentation: The test report must always be reproduced in full; reproduction of an excerpt only is subject to written approval of the testing laboratory. The documentation of the testing performed on the tested devices is archived for 15 years at TCC Nokia.

Test Results: **The EUT complies with the requirements in respect of all parameters subject to the test.**
The test results relate only to devices specified in this document.

Date and signature for the contents:

Anni Manninen, System Manager, EMC

1. Summary for FCC Part 15B Compliance Test Report

Date of receipt	15-Apr-2009
Testing completed	26-Jun-2009
The customer's contact person	Sonja Länkinen
Test Plan referred to	T:\Projects\RM-573\TestPlan_RS\RS_testplan_RM-573.xls
Notes	-
Document name	T:\Projects\RM-573\EMC\Results\FCC\Tre_FCC_0916_04.doc

1.1. EUT and Accessory Information

The EUT is a 6-band (GSM850/900/1800/1900 and WCDMA Band I/VIII) mobile phone with GPRS, EGPRS and Bluetooth. GSM bands are tested in idle mode. Bluetooth is tested with maximum rated TX power.

Product	Type	SN	HW	MV	SW	DUT
Phone	RM-573	004401106230283	4002	-	03.14	41835
Battery	BP-4L	3932138385410718905;0670519	-	-	-	41764
AC charger	AC-8E	3997918034110300844;0675387	-	-	-	41672
Headset	HS-47	-	-	-	-	41733
Data cable	CA-101	-	-	-	-	41683
Laptop	IBM Thinkpad T40	99ARTGD	-	-	-	41868
AC Adapter	02K6543	-	-	-	-	40202
Printer	HP deskjet 1600CC3540A	USB8302546	-	-	-	40077
Parallel cable for printer	-	-	-	-	-	40087

1.2. Summary of Test Results

GSM 850:

Section in CFR 47	Section in ICES-003 (RSS-132)	Name of the test	Result
15.107, a	5.3	AC powerline conducted emissions	PASSED
15.109, a	5.5 (4.6)	Radiated emissions	PASSED

GSM 1900:

Section in CFR 47	Section in ICES-003 (RSS-133)	Name of the test	Result
15.107, a	5.3	AC powerline conducted emissions	NP
15.109, a	5.5 (6.6)	Radiated emissions	PASSED

Bluetooth:

Section in CFR 47	Section in ICES-003	Name of the test	Result
15.107, a	5.3	AC powerline conducted emissions	NP
15.109, a	5.5	Radiated emissions	PASSED

PASSED
FAILED
NP

The EUT complies with the essential requirements in the standard.
The EUT does not comply with the essential requirements in the standard.
The test was not performed by the TCC Nokia Tampere Laboratory.

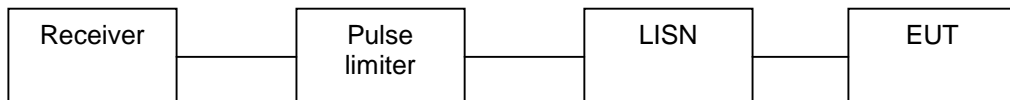
CONTENTS

1. Summary for FCC Part 15B Compliance Test Report.....	2
1.1. EUT and Accessory Information	2
1.2. Summary of Test Results	2
2. AC powerline conducted emissions (FCC §15.107, ICES-003 section 5.3)	4
2.1. Test setup	4
2.2. Test method and limit	4
2.3. GSM 1900 Test results	5
3. Radiated emissions (FCC §15.109, ICES-003 section 5.5, RSS-132 4.6, RSS-133 6.6, RSS-139 6.6).....	6
3.1. Test setup	6
3.2. Test method and limit	6
3.3. GSM 850 Test results	7
3.4. GSM 1900 Test results	8
3.5. Bluetooth Test results	9
4. Test Equipment.....	11
4.1. Conducted measurements	11
4.2. Radiated measurements	11

2. AC powerline conducted emissions (FCC §15.107, ICES-003 section 5.3)

EUT with DUT number	RM-573 DUT 41835
Accessories with DUT numbers	BP-4L DUT 41764, AC-8E DUT 41672, HS-47 DUT 41733, CA-101 DUT 41683, IBM Thinkpad T40 DUT 41868, 02K6543 DUT 40202, HP deskjet 1600CC3540A DUT 40077, Parallel cable for printer DUT 40087
Operation Voltage [V] / [Hz]	115 / 60
Result	PASSED
Remarks	Continuous data transfer was active between the phone and the computer during the test.
Temp [°C] / Humidity [%RH] / Air Pressure [kPa]	20 / 48 / 1027
Date of measurements	23-Jun-2009
Measured by	Jari Jantunen

2.1. Test setup



2.2. Test method and limit

The measurement is made according to ANSI C63.4-2003 as follows:

The EUT is placed on a wooden table 80 cm above the reference groundplane.

The EUT is connected via LISN to a test power supply.

The measurement results are obtained as described below:

$$U [dB\mu V] = U_{RX} + A_{TOT}$$

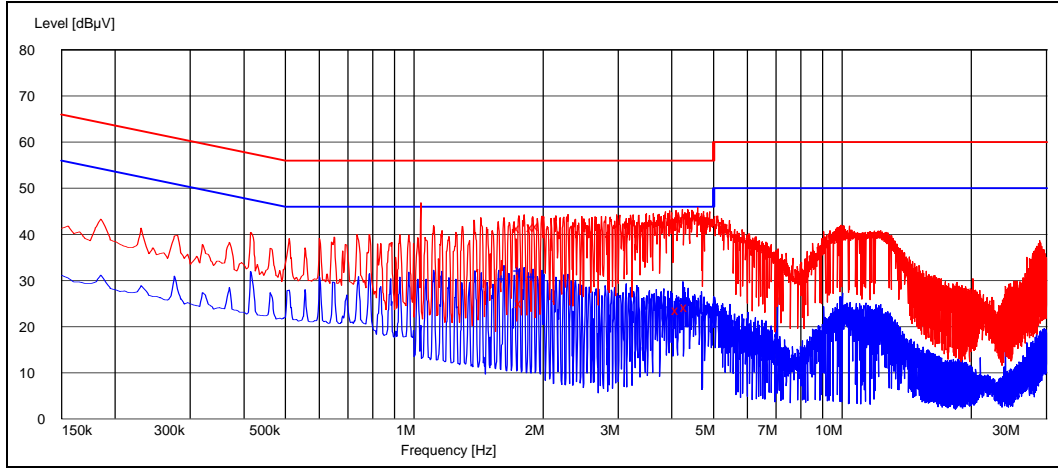
Where U_{RX} is receiver reading and A_{TOT} is total correction factor including cable and pulse limiter attenuations.

CISPR 22 Class B limits

Frequency range [MHz]	Quasi peak limit [dB μ V]	Average limit [dB μ V]
0.15 - 0.5	66 - 56	56 - 46
0.5 - 5	56	46
5 - 30	60	50

2.3. GSM 1900 Test results

RX mode, channel 661 / 1960.0 MHz



Quasi peak (RBW: 9 kHz)

Frequency [MHz]	U [dBµV]	Line	Result
1.760000	41.40	L1	PASSED
1.780000	25.20	N	PASSED
1.895000	41.50	L1	PASSED
1.945000	41.70	L1	PASSED
4.130000	23.60	L1	PASSED
4.325000	24.20	L1	PASSED

Average (RBW: 9 kHz)

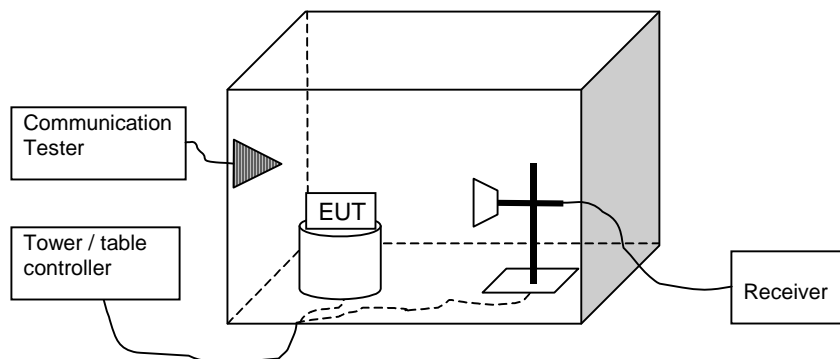
Frequency [MHz]	U [dBµV]	Line	Result
1.620000	30.60	L1	PASSED
1.765000	32.20	L1	PASSED
1.900000	31.00	L1	PASSED

3. Radiated emissions

(FCC §15.109, ICES-003 section 5.5, RSS-132 4.6, RSS-133 6.6, RSS-139 6.6)

EUT with DUT number	RM-573 DUT 41835
Accessories with DUT numbers	BP-4L DUT 41764, AC-8E DUT 41672, HS-47 DUT 41733, CA-101 DUT 41683, IBM Thinkpad T40 DUT 41868, 02K6543 DUT 40202, HP deskjet 1600CC3540A DUT 40077, Parallel cable for printer DUT 40087
Operation Voltage [V] / [Hz]	115 / 60
Result	PASSED
Remarks	Continuous data transfer was active between the phone and the computer during the test.
Temp [°C] / Humidity [%RH] / Air Pressure [kPa]	21 / 45 / 1026
Date of measurements	26-Jun-2009
Measured by	Jari Jantunen

3.1. Test setup



3.2. Test method and limit

The measurement is made according to ANSI C63.4-2003as follows:

The measurement is performed in the Semi-Anechoic Chamber with conducting metal floor.

The measurement distance is 3 m.

The EUT is placed on a nonconductive plate at 80 cm height.

For each suspected frequency, the turntable is rotated 360 degrees and antenna is scanned from 1 to 4 m. This is repeated for both horizontal and vertical receive antenna polarizations.

The emissions less than 20 dB below the permissible value are reported.

The measurement results are obtained as described below:

$$E [\mu\text{V/m}] = U_{RX} + A_{TOT}$$

Where U_{RX} is receiver reading and A_{TOT} is total correction factor including cable loss, antenna factor and preamplifier gain ($A_{TOT} = L_{CABLES} + AF - G_{PREAMP}$).

CISPR 22 and FCC Part 15 Class B limits (3 m measurement distance)

Frequency range [MHz]	Quasi peak limit [dB μ V/m]	Average limit [dB μ V/m]	Peak limit [dB μ V/m]
30 – 230	40	-	-
230 – 1000	47	-	-
Above 1000	-	54	74

3.3. GSM 850 Test results

RX mode, channel 128 / 869.2 MHz

Peak (RBW: 1 MHz)

Frequency [MHz]	E [dB μ V/m]	E [μ V/m]	U_{RX} [dB μ V]	A_{TOT} [dB]	Polarisation	Result
3476.800000	39.20	91.20	43.90	-4.7	HORIZONTAL	PASSED
6953.600000	42.50	133.35	40.80	1.7	VERTICAL	PASSED

Average (RBW: 1 MHz)

Frequency [MHz]	E [dB μ V/m]	E [μ V/m]	U_{RX} [dB μ V]	A_{TOT} [dB]	Polarisation	Result
3476.800000	25.90	19.72	30.60	-4.7	HORIZONTAL	PASSED
6953.600000	30.20	32.36	28.50	1.7	VERTICAL	PASSED

RX mode, channel 190 / 881.6 MHz

Quasi peak (RBW: 120 kHz)

Frequency [MHz]	E [dB μ V/m]	E [μ V/m]	U_{RX} [dB μ V]	A_{TOT} [dB]	Polarisation	Result
30.000000	34.30	51.88	59.80	-25.5	VERTICAL	PASSED
35.490581	31.70	38.46	59.80	-28.1	VERTICAL	PASSED
133.225852	23.40	14.79	57.70	-34.3	HORIZONTAL	PASSED
498.096794	31.50	37.58	61.10	-29.6	VERTICAL	PASSED
501.302004	35.60	60.26	65.20	-29.6	HORIZONTAL	PASSED
881.663527	56.20	645.65	80.40	-24.2	VERTICAL	PASSED

RX mode, channel 251 / 893.8 MHz

Peak (RBW: 1 MHz)

Frequency [MHz]	E [dB μ V/m]	E [μ V/m]	U_{RX} [dB μ V]	A_{TOT} [dB]	Polarisation	Result
3575.200000	39.10	90.16	43.50	-4.4	HORIZONTAL	PASSED
7150.400000	43.00	141.25	40.50	2.5	HORIZONTAL	PASSED

Average (RBW: 1 MHz)

Frequency [MHz]	E [dB μ V/m]	E [μ V/m]	U_{RX} [dB μ V]	A_{TOT} [dB]	Polarisation	Result
3575.200000	26.00	19.95	30.40	-4.4	HORIZONTAL	PASSED
7150.400000	30.00	31.62	27.50	2.5	HORIZONTAL	PASSED

3.4. GSM 1900 Test results

RX mode, channel 512 / 1930.2 MHz

Peak (RBW: 1 MHz)

Frequency [MHz]	E [dB μ V/m]	E [μ V/m]	U _{RX} [dB μ V]	A _{TOT} [dB]	Polarisation	Result
3860.000000	40.30	103.51	42.50	-2.2	HORIZONTAL	PASSED
7720.000000	43.40	147.91	39.90	3.5	HORIZONTAL	PASSED

Average (RBW: 1 MHz)

Frequency [MHz]	E [dB μ V/m]	E [μ V/m]	U _{RX} [dB μ V]	A _{TOT} [dB]	Polarisation	Result
3860.000000	27.20	22.91	29.40	-2.2	HORIZONTAL	PASSED
7720.000000	30.70	34.28	27.20	3.5	HORIZONTAL	PASSED

RX mode, channel 661 / 1960.0 MHz

Quasi peak (RBW: 120 kHz)

Frequency [MHz]	E [dB μ V/m]	E [μ V/m]	U _{RX} [dB μ V]	A _{TOT} [dB]	Polarisation	Result
34.690581	33.50	47.32	61.20	-27.7	VERTICAL	PASSED
87.034469	21.40	11.75	57.10	-35.7	VERTICAL	PASSED
91.463126	22.40	13.18	58.00	-35.6	VERTICAL	PASSED
256.912224	34.20	51.29	69.60	-35.4	HORIZONTAL	PASSED
496.093587	19.20	9.12	48.90	-29.7	VERTICAL	PASSED
501.302004	35.00	56.23	64.60	-29.6	HORIZONTAL	PASSED

Average (RBW: 1 MHz)

Frequency [MHz]	E [dB μ V/m]	E [μ V/m]	U _{RX} [dB μ V]	A _{TOT} [dB]	Polarisation	Result
1959.921844	52.50	421.70	67.30	-14.8	VERTICAL	PASSED

RX mode, channel 810 / 1989.8 MHz

Peak (RBW: 1 MHz)

Frequency [MHz]	E [dB μ V/m]	E [μ V/m]	U _{RX} [dB μ V]	A _{TOT} [dB]	Polarisation	Result
3980.000000	41.10	113.50	42.80	-1.7	HORIZONTAL	PASSED
7960.000000	44.90	175.79	40.80	4.1	VERTICAL	PASSED

Average (RBW: 1 MHz)

Frequency [MHz]	E [dB μ V/m]	E [μ V/m]	U _{RX} [dB μ V]	A _{TOT} [dB]	Polarisation	Result
3980.000000	28.20	25.70	29.90	-1.7	HORIZONTAL	PASSED
7960.000000	31.60	38.02	27.50	4.1	HORIZONTAL	PASSED

3.5. Bluetooth Test results

TX mode, channel 0 / 2402 MHz

Peak (RBW: 1 MHz)

Frequency [MHz]	E [dB μ V/m]	E [μ V/m]	U _{RX} [dB μ V]	A _{TOT} [dB]	Polarisation	Result
4804.000000	39.70	96.61	40.80	-1.1	HORIZONTAL	PASSED
7206.000000	42.60	134.90	39.80	2.8	VERTICAL	PASSED

Average (RBW: 1 MHz)

Frequency [MHz]	E [dB μ V/m]	E [μ V/m]	U _{RX} [dB μ V]	A _{TOT} [dB]	Polarisation	Result
4804.000000	26.90	22.13	28.00	-1.1	VERTICAL	PASSED
7206.000000	30.20	32.36	27.40	2.8	HORIZONTAL	PASSED

TX mode, channel 40 / 2442 MHz

Quasi peak (RBW: 120 kHz)

Frequency [MHz]	E [dB μ V/m]	E [μ V/m]	U _{RX} [dB μ V]	A _{TOT} [dB]	Polarisation	Result
37.695391	22.40	13.18	36.30	-13.9	VERTICAL	PASSED
136.973547	19.70	9.66	43.30	-23.6	HORIZONTAL	PASSED
275.250701	29.40	29.51	51.20	-21.8	VERTICAL	PASSED

Peak (RBW: 1 MHz, VBW: 1 MHz)

Frequency [MHz]	E [dB μ V/m]	E [μ V/m]	U _{RX} [dB μ V]	A _{TOT} [dB]	Polarisation	Result
4960.415832	41.10	113.50	41.60	-0.5	VERTICAL	PASSED
7254.507014	43.60	151.36	40.40	3.2	VERTICAL	PASSED
7312.623246	43.80	154.88	40.40	3.4	HORIZONTAL	PASSED
7405.307615	43.40	147.91	39.80	3.6	VERTICAL	PASSED
17965.427856	54.20	512.86	34.40	19.8	HORIZONTAL	PASSED

Average (RBW: 1 MHz)

Frequency [MHz]	E [dB μ V/m]	E [μ V/m]	U _{RX} [dB μ V]	A _{TOT} [dB]	Polarisation	Result
4961.915832	28.00	25.12	28.40	-0.4	VERTICAL	PASSED
7257.507014	30.50	33.50	27.30	3.2	VERTICAL	PASSED
7309.123246	30.80	34.67	27.30	3.5	HORIZONTAL	PASSED
7403.307615	30.60	33.88	26.90	3.7	VERTICAL	PASSED
17965.427856	41.10	113.50	21.30	19.8	HORIZONTAL	PASSED

TX mode, channel 78 / 2480 MHz

Peak (RBW: 1 MHz)

Frequency [MHz]	E [dB μ V/m]	E [μ V/m]	U _{RX} [dB μ V]	A _{TOT} [dB]	Polarisation	Result
4960.000000	40.30	103.51	40.80	-0.5	HORIZONTAL	PASSED
7440.000000	42.40	131.83	38.90	3.5	VERTICAL	PASSED

Average (RBW: 1 MHz)

Frequency [MHz]	E [dB μ V/m]	E [μ V/m]	U _{RX} [dB μ V]	A _{TOT} [dB]	Polarisation	Result
4960.000000	27.90	24.83	28.40	-0.5	HORIZONTAL	PASSED
7440.000000	29.90	31.26	26.40	3.5	HORIZONTAL	PASSED

4. Test Equipment

5. Conducted measurements

Eq. No	Equipment	Type	Manufacturer	Used in
TM30597	Power splitter	11667A	Agilent	22/24/27, 15C
TM37499	Power splitter	11667A	Agilent	22/24/27, 15C
TM38111	Multimeter	34401A	Agilent	22/24/27, 15C
TM38112	DC power supply	6632A	Agilent	22/24/27, 15C
TM22901	Attenuator	8496A	Agilent	22/24/27, 15C
TM30636	Artificial mains net	L2-16	PMM	15C, 15B
TM37678	Radio communication tester	CMU-200	R&S	22/24/27, 15C, 15B
TM37773	Radio communication tester	CMU-200	R&S	22/24/27, 15C, 15B
TM30600	Pulse Limiter	ESH3-Z2	R&S	15C, 15B
TM26490	LISN 50 µH	ESH3-Z5	R&S	15C, 15B
TM37610	Spectrum analyzer	FSU	R&S	22/24/27, 15C
TM22835	Multimeter	87	Fluke	15C, 15B
TM37500	Microwave switch system	7116-MSW	Keithley	22/24/27, 15C, 15B
TM22638	Power supply	OL63743-901	Transmatic	22/24/27, 15C, 15B
	Temperature chamber	VT4002	Vötsch	22/24/27, 15C
2058	EMI Test receiver	ESPC	R&S	15C, 15B
2001	Bluetooth tester	CBT	R&S	22/24/27, 15C, 15B
2002	Radio communication tester	CMU-200	R&S	22/24/27, 15C, 15B

5.1. Radiated measurements

Eq. No	Equipment	Type	Manufacturer	Used in
TM30599	3m semi-anechoic chamber		TDK	22/24/27, 15C, 15B
TM38845	EMI receiver	ESI 40	R&S	22/24/27, 15C, 15B
TM37498	Preamplifier	AMF-5D-020180-26-10P	MITEQ	22/24/27, 15C, 15B
TM37523	Preamplifier	AMF-4D-10M-3G-25-20P	MITEQ	22/24/27, 15C, 15B
TM37516	Biconilog antenna	HL562	R&S	22/24/27, 15C, 15B
TM26496	Double ridged waveguide antenna	3115	EMCO	22/24/27, 15C, 15B
TM39158	Horn antenna	3116	EMCO	22/24/27, 15C, 15B
TM26492	Reference dipole set	UHAP/VHAP	Schwarzbeck	22/24/27, 15C, 15B
TM37501	Dipole antenna	3125-870	EMCO	22/24/27
TM37502	Dipole antenna	3125-1880	EMCO	22/24/27
TM37773	Radio communication tester	CMU-200	R&S	22/24/27, 15C, 15B
TM38631	Signal generator	83640L	Agilent	22/24/27, 15C, 15B
TM38066	High pass filter	4HC3000/18000-3-KK	Trilithic	22/24/27, 15C, 15B
TM26511	Tunable notch filter	WRCA870	Wainwright	22/24/27
TM38215	Tunable notch filter	WRCD1850/1910-0.2/40	Wainwright	22/24/27
TM38214	Band reject filter	WRCT 2402/2480-2400/2483.5-30	Wainwright	15C
TM30642	Mast/Turntable controller	HD-100	Deisel	22/24/27, 15C, 15B
TM26500	Turntable	DS412	Deisel	22/24/27, 15C, 15B
TM38842	Antenna mast controller	2090	EMCO	22/24/27, 15C, 15B
TM38843	Antenna mast	2075	EMCO	22/24/27, 15C, 15B
TM38114	DC power supply	6632A	Agilent	22/24/27, 15C, 15B
TM38323	Preamplifier	PA-02 18-26 GHz	EMC Automation	22/24/27, 15C, 15B
TM37678	Radio communication tester	CMU-200	R&S	22/24/27, 15C, 15B
TM22638	Power supply	OL63743-901	Transmatic	22/24/27, 15C, 15B
TM23892	Yaesu controller	G-1000SDX	Yaesu	22/24/27, 15C, 15B
2001	Bluetooth tester	CBT	R&S	22/24/27, 15C, 15B
2002	Radio communication tester	CMU-200	R&S	22/24/27, 15C, 15B

