

3319507

# CENTRIOS<sup>TM</sup> MC

## USER'S MANUAL



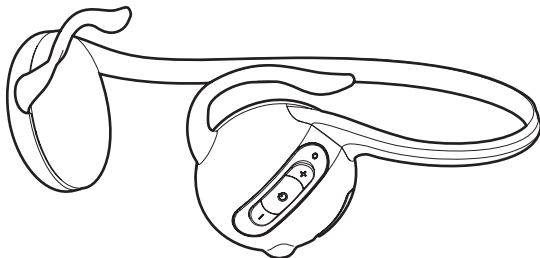
# Bluetooth<sup>®</sup> Wireless Stereo Headphones

# Introduction

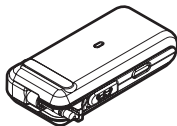
The Centrios Bluetooth headphones and audio adapter are the advanced audio technology for users to enjoy music in the new world of wireless connectivity. A neckband with over the ear design, 1.2" (30mm) speakers, built-in rechargeable battery are combined in this lightweight and user friendly headphones. These headphones can also be used with other Bluetooth enabled audio devices.\*

## Hardware

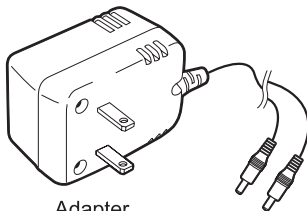
- Centrios Bluetooth Neckband Stereo Headphones
- Centrios Bluetooth Audio Adapter
- AC/DC Adapter (Input : 120 Vac 60Hz / Output : 5.5 VDC 500mA)



Centrios Bluetooth Neckband Stereo Headphones



Centrios Bluetooth Audio Adapter



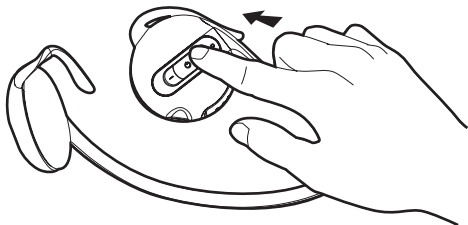
Adapter

\* Centrios Profile supported A2DP(Advanced Audio Distribution Profile)


\* The Bluetooth trademarks are owned by Bluetooth SIG, Inc. USA.

## Operating/Pairing the Audio Adapter & Headphones

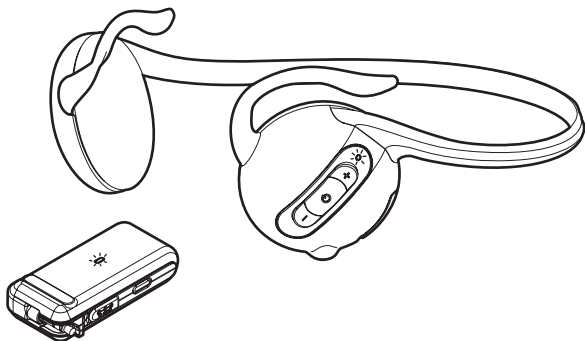
1. Ensure Bluetooth headphones are off, and then press and hold headphones on button to switch on the headphones, continue to hold the button until LED flash rapidly, which means the headphones are now in pairing mode.




2. Do the same thing to the audio dongle device. Ensure the audio dongle is off, and then press and hold dongle on button until LED flash rapidly to enter pairing mode.



3. Let the Bluetooth headphones and the audio dongle search and pair, when the units are paired, the LED will flash steadily, and acoustic data transfer starts.



4. Plug the audio adapter into the CD or MP3 player

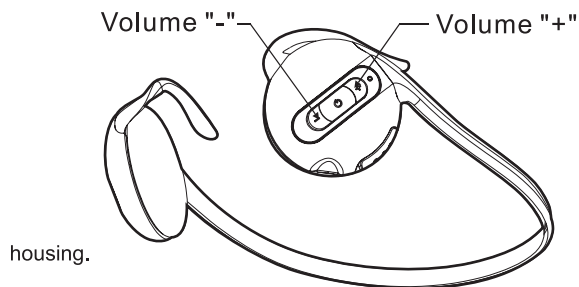


5. The blue LED lights on the audio adapter and the headphones will flash continuously while in operation. This indicates the pairing is successful.

6. To pair the adapter with other headphones, just repeat the pairing procedure described in step 1 through 4 above.

# Adjusting the Volume

Adjust the volume by pressing the +/- volume keys on the left side

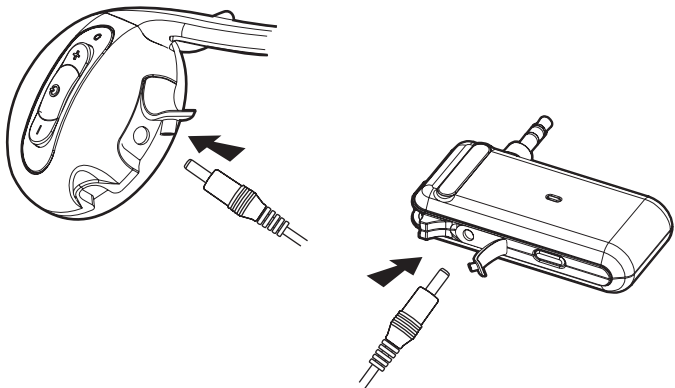


## Charging the Battery

The stereo headphones have a built-in rechargeable battery. The headphones must be charged by using the AC/DC adapter supplied. A full 12 hours is required when charging the battery for the first time. Subsequent recharging will only require approximately 3 hours.

### Steps for recharging the battery

1. Plug the AC/DC adapter plug into the charging jack on the headphones and the audio adapter.



2. The red LED light stays on while the battery is charging.
3. The red LED light will shut off when charge is completed.

## Troubleshooting

- No audio in the headphones: The headphones and the audio adapter must be paired to recognize each other before using. The operating range is within 30' (9m)/32' (10m) with no solid objects between the two units. The acoustic data transfer will be affected if you are out of the above noted range.
- No LED light display when charging: When the headphone battery has been drained, the red LED display light may not come on immediately upon connecting the AC/DC adapter. The LED light will come on in one or two minutes after the recharging has begun.
- Pairing unsuccessful - resetting:
  - 1.Shut off the headphones
  - 2.Press and hold the Power On/Off button until the blue LED indicator light begins flashing. Pairing is now completed.
- Interference with transmission: If other electronic devices are being used in the area where you are located, it may cause interference. Please re-orient your devices to overcome this problem.

## Important Information

- Do not expose the headphones or adapter to excessive heat or moisture.
- Do not drop or throw the equipment as it will damage the electronics.
- Do not use this equipment on airplanes.
- If you are not going to use this equipment for a while, please keep it stored in a place that is dry, free from moisture, dust and extreme temperatures.

# Cautionary Notes

---

## Warning:

### US - FCC Statement

### Canada - Industry Canada Statement

Operation is subject to the following two conditions:

- (1) this device may not cause interference, and
- (2) this device must accept any interference, including interference that may cause undesired operation of the device.

---

Distributed exclusively in the U.S. by  
Orbyx Electronics, LLC  
501 South Cheryl Lane,  
Walnut, CA 91789

Imported in Canada for/Importé  
au Canada pour  
Orbyx Electronics,  
Concord, Canada, L4K 4M3

Manufactured in China

For parts, service, and general inquiries please call 1-866-363-3059  
or visit us on the web at [www.orbyxelectronics.com](http://www.orbyxelectronics.com)



**Limited Warranty/Garantie Limitée**  
U.S.A & Canada

© 2004 ORBYX Electronics. All Rights Reserved.



NOTE: The changes or modifications not expressly approved by the party responsible for compliance could void the user's authority to operate the equipment.

□

To comply with the FCC RF exposure compliance requirements, this device and its antenna must not be co-located or operating to conjunction with any other antenna or transmitter.





## LIMITED WARRANTY

### Who is Providing This Warranty?

- Orbyx Electronics, LLC ("Orbyx"), as the distributor of this Centrios™ product (your "Product").

### What Does This Warranty Cover?

- This warranty covers defects in materials or workmanship in your Product under normal use and conditions.

### What is the Period of Coverage?

- This warranty covers your Product for 12 months from the original purchase date.

### Who Is Covered?

- This warranty covers the original consumer purchaser. Coverage terminates if you sell or otherwise transfer your Product.

### What Will We Do To Correct Problems?

- We will repair your Product or replace your Product with a new or reconditioned equivalent product, at our option.

### How Do You Get Service?

- Call Orbyx TOLL FREE at 1-866-363-3059 for instructions for obtaining warranty service from Orbyx's authorized service providers.
- Or, return your Product directly to the retail store from which you purchased the Product.
- When you obtain service for your Product, you must provide a purchase receipt (or other proof of the original purchase date) and a description of the defect(s).

### What Does This Warranty Not Cover?

- This warranty DOES NOT COVER:
- damage due to misuse, abuse, alteration, unauthorized repair, or accident (such as improper electrical current);
- damage due to "acts of God" (such as lightning) or other contingencies beyond our control;
- cosmetic damage;
- externally generated static, signal reception or antenna problems not caused by your Product; or batteries.
- This warranty also DOES NOT COVER, and in no case will we be liable for, any incidental damages (such as transportation costs to and from an authorized service provider, or loss of time) or consequential damages (such as costs of repairing or replacing other property which is damaged, including tapes, discs, speakers not included with your Product or other accessories, or external electrical systems) resulting from the use of your Product. Some states do not allow the exclusion or limitation of incidental or consequential damages, so the above limitation or exclusion may not apply to you.
- Defacing the serial number, or using your Product for commercial or institutional purposes, voids this warranty.

### Are There Other Warranties?

- There are no express warranties other than those expressed herein. Neither the sales personnel nor any other person is authorized to make any other warranties or to extend the duration of any warranties.

- ANY IMPLIED WARRANTIES, INCLUDING ANY IMPLIED WARRANTY OF MERCHANTABILITY (AN UNWRITTEN WARRANTY THAT A PRODUCT IS FIT FOR ORDINARY USE), ARE LIMITED TO 90 DAYS. Some states do not allow limitations on how long an implied warranty lasts, so the above limitation may not apply to you.

### How Does State Law Apply?

- This warranty gives you specific legal rights, and you may also have other rights which vary from state to state.



## LIMITED WARRANTY

### ORBYX ELECTRONICS WARRANTY

ORBYX Electronics warrants that this product will be free from defects in materials and workmanship for a period of one (1) year from the date of purchase. Within this period, simply take the product and your proof of purchase to any ORBYX Electronics store or dealer and the product will be repaired without charge for parts and labour. ORBYX Electronics reserves the right to charge for transportation. Any product which has been subject to misuse or accidental damage is excluded from this warranty. This warranty is only applicable to a product purchased through ORBYX Electronics' company owned stores and dealers and to a product that is presented for repair in a country where ORBYX Electronics offers the product for sale. While this warranty does not confer any legal rights other than those set out above, you may have additional statutory rights which will vary under the laws of the various countries, states, province and other governmental entities in which ORBYX Electronics operates. This warranty is subject to all statutory rights you may have in the country of purchase.

Distributed exclusively in the U.S. by  
Orbyx Electronics, LLC  
501 South Cheryl Lane,  
Walnut, CA 91789

Imported in Canada from/Importé au Canada pour  
Orbyx Electronics,  
Concord, Canada, L4K 4M3

Manufactured in China

For product support please contact [www.orbyxelectronics.com](http://www.orbyxelectronics.com)  
or 1-866-363-3059



Limited Warranty/Garantie Limitée  
U.S.A & Canada

© 2004 ORBYX Electronics. All Rights Reserved.

