


Test Setup Photograph for Part 15.247(BT/WLAN)


Description: Conducted Emission Test Setup




Description: Radiated Emission Test Setup for Below 30MHz




Description: Radiated Emission Test Setup for Below 1GHz



Description: Radiated Emission Test Setup for 1~18GHz



Description: Radiated Emission Test Setup for Above 18GHz



Test Photograph for 22&24

Description: ERP Test Setup



Description: Substitution Antenna for ERP Test



Description: EIRP Test Setup




Description: Substitution Antenna for EIRP Test




Test Setup Photograph for SAR

Test Setup Photographs




Left-Cheek Touch



Left-Tilt 15°




Right-Cheek Touch




Right-Tilt 15°



Body SAR Back 10mm




Body SAR Front 10mm




Body SAR Bottom 10mm for GSM/UMTS



Body SAR Right Side 10mm for GSM/UMTS



Body SAR Left Side 10mm for GSM/UMTS



Body SAR Top 10mm for Wi-Fi



Body SAR Right Side 10mm for Wi-Fi

Depth of the liquid in the phantom – Zoom in

Note: The position used in the measurements were according to IEEE 1528 – 2003

