Appendix A. System Check Plots

Table of contents
SystemPerformanceCheck-D835-EX-Head
SystemPerformanceCheck-D835-EX-Body
SystemPerformanceCheck-D1800-EX-Head
SystemPerformanceCheck-D1800-EX-Body
SystemPerformanceCheck-D1900-EX-Head
SystemPerformanceCheck-D1900-EX-Body
SystemPerformanceCheck-D2450-EX- Head
SystemPerformanceCheck-D2450-EX-Body

Date/Time: 7/31/2012 23:46:31

Test Laboratory: HUAWEI SAR Lab

SystemPerformanceCheck-D835-EX-Head

DUT: Dipole 835 MHz D835V2; Type: D835V2; Serial: D835V2 - SN:4d126

Communication System: CW; Frequency: 835 MHz
Medium parameters used: f = 835 MHz; σ = 0.913 mho/m; ε_r = 41.43; ρ = 1000 kg/m^3
Phantom section: Flat Section

DASY Configuration:

- Probe: EX3DV4 - SN3736; ConvF(9.01, 9.01, 9.01); Calibrated: 4/26/2012;
- Sensor-Surface: 4mm (Mechanical Surface Detection), z = 1.0, 31.0
- Electronics: DAE4 Sn852; Calibrated: 11/16/2011
- Phantom: SAM4; Type: SAM; Serial: TP-1620
- DASY52 52.8.1(838); SEMCAD X 14.6.5(6469)

Configuration/d=15mm,pin=250mW/Area Scan (6x13x1): Measurement grid: dx=15mm, dy=15mm
Maximum value of SAR (measured) = 2.65 mW/g

Configuration/d=15mm,pin=250mW/Zoom Scan (7x7x7)/Cube 0: Measurement grid: dx=5mm, dy=5mm, dz=5mm
Reference Value = 52.987 V/m; Power Drift = -0.02 dB
Peak SAR (extrapolated) = 3.748 mW/g
SAR(1 g) = 2.49 mW/g; SAR(10 g) = 1.62 mW/g
Maximum value of SAR (measured) = 2.69 mW/g

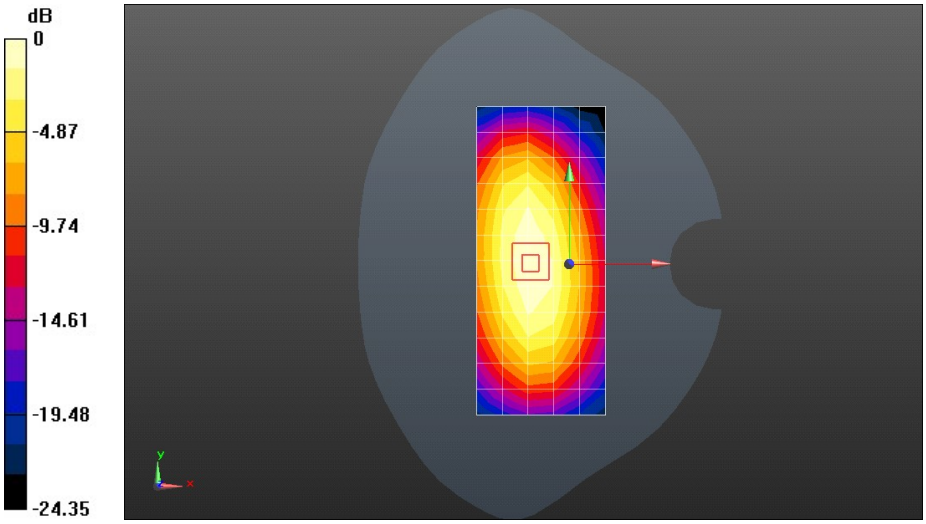

0 dB = 2.65 mW/g = 8.46 dB mW/g

Date/Time: 8/3/2012 11:05:23

Test Laboratory: HUAWEI SAR Lab

SystemPerformanceCheck-D835-EX-Body

DUT: Dipole 835 MHz D835V2; Type: D835V2; Serial: D835V2 - SN:4d126

Communication System: CW; Frequency: 835 MHz
Medium parameters used: f = 835 MHz; σ = 0.991 mho/m; ε_r = 56.512; ρ = 1000 kg/m^3
Phantom section: Flat Section

DASY Configuration:

- Probe: EX3DV4 - SN3736; ConvF(8.98, 8.98, 8.98); Calibrated: 11/23/2011;
- Sensor-Surface: 4mm (Mechanical Surface Detection), z = 1.0, 31.0
- Electronics: DAE4 Sn852; Calibrated: 11/16/2011
- Phantom: SAM3; Type: SAM; Serial: TP-1597
- DASY52 52.8.1(838); SEMCAD X 14.6.5(6469)

Configuration/d=15mm,pin=250mW/Area Scan (5x13x1): Measurement grid: dx=15mm, dy=15mm
Maximum value of SAR (measured) = 2.80 mW/g

Configuration/d=15mm,pin=250mW/Zoom Scan (7x7x7)/Cube 0: Measurement grid: dx=5mm, dy=5mm, dz=5mm
Reference Value = 53.174 V/m; Power Drift = 0.04 dB
Peak SAR (extrapolated) = 3.881 mW/g
SAR(1 g) = 2.61 mW/g; SAR(10 g) = 1.71 mW/g
Maximum value of SAR (measured) = 2.82 mW/g

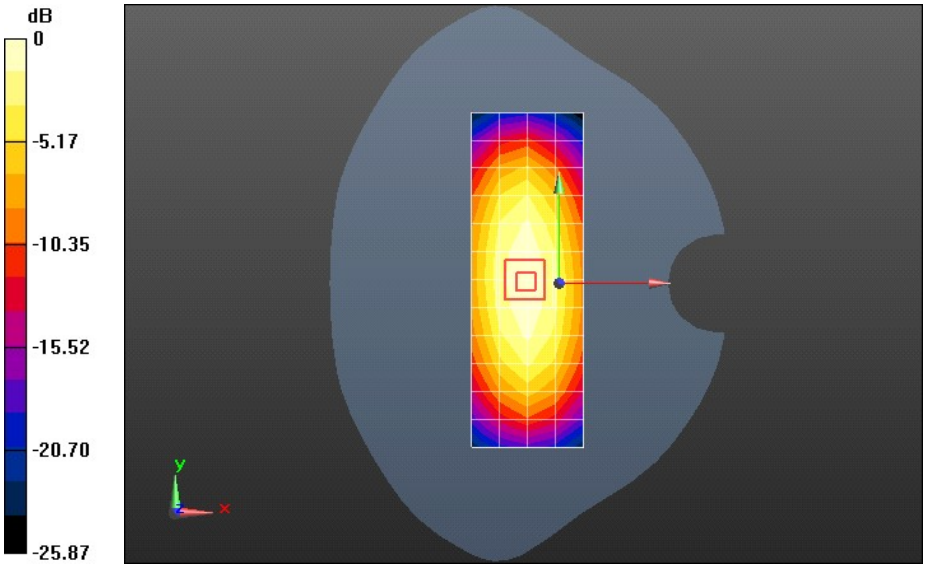

0 dB = 2.80 mW/g = 8.93 dB mW/g

Date/Time: 7/31/2012 09:28:50

Test Laboratory: HUAWEI SAR Lab

SystemPerformanceCheck-D1800-EX-Head

DUT: Dipole 1800 MHz D1800V2; Type: D1800V2; Serial: D1800V2 - SN:2d184

Communication System: CW; Frequency: 1800 MHz
Medium parameters used: f = 1800 MHz; σ = 1.456 mho/m; ε_r = 40.212; ρ = 1000 kg/m^3
Phantom section: Flat Section

DASY Configuration:

- Probe: EX3DV4 - SN3736; ConvF(7.94, 7.94, 7.94); Calibrated: 4/26/2012;
- Sensor-Surface: 4mm (Mechanical Surface Detection), z = 1.0, 31.0
- Electronics: DAE4 Sn852; Calibrated: 11/16/2011
- Phantom: SAM3; Type: SAM; Serial: TP-1597
- DASY52 52.8.1(838); SEMCAD X 14.6.5(6469)

Configuration/d=10mm, Pin=250mW/Area Scan (5x9x1): Measurement grid: dx=15mm, dy=15mm
Maximum value of SAR (measured) = 11.0 mW/g

Configuration/d=10mm, Pin=250mW/Zoom Scan (7x7x7) (7x7x7)/Cube 0: Measurement grid: dx=5mm, dy=5mm, dz=5mm
Reference Value = 87.389 V/m; Power Drift = -0.06 dB
Peak SAR (extrapolated) = 18.227 mW/g
SAR(1 g) = 9.67 mW/g; SAR(10 g) = 4.96 mW/g
Maximum value of SAR (measured) = 10.9 mW/g

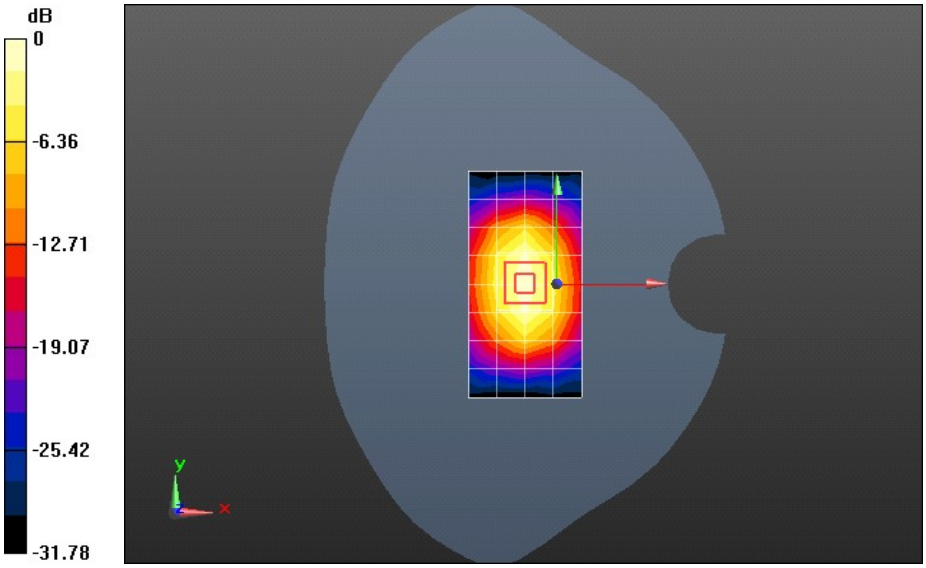

0 dB = 11.0 mW/g = 20.81 dB mW/g

Date/Time: 8/4/2012 21:38:08

Test Laboratory: HUAWEI SAR Lab

SystemPerformanceCheck-D1800-EX-Body

DUT: Dipole 1800 MHz D1800V2; Type: D1800V2; Serial: D1800V2 - SN:2d184

Communication System: CW; Frequency: 1800 MHz
Medium parameters used: f = 1800 MHz; σ = 1.547 mho/m; ε_r = 52.938; ρ = 1000 kg/m^3
Phantom section: Flat Section

DASY Configuration:

- Probe: EX3DV4 - SN3736; ConvF(7.43, 7.43, 7.43); Calibrated: 4/26/2012;
- Sensor-Surface: 4mm (Mechanical Surface Detection), z = 1.0, 31.0
- Electronics: DAE4 Sn852; Calibrated: 11/16/2011
- Phantom: SAM3; Type: SAM; Serial: TP-1597
- DASY52 52.8.1(838); SEMCAD X 14.6.5(6469)

Configuration/d=10mm, Pin=250mW/Area Scan (7x13x1): Measurement grid: dx=10mm, dy=10mm
Maximum value of SAR (measured) = 10.4 mW/g

Configuration/d=10mm, Pin=250mW/Zoom Scan (7x7x7) (7x7x7)/Cube 0: Measurement grid: dx=5mm, dy=5mm, dz=5mm
Reference Value = 48.295 V/m; Power Drift = 0.19 dB
Peak SAR (extrapolated) = 18.047 mW/g
SAR(1 g) = 9.91 mW/g; SAR(10 g) = 5.19 mW/g
Maximum value of SAR (measured) = 11.1 mW/g

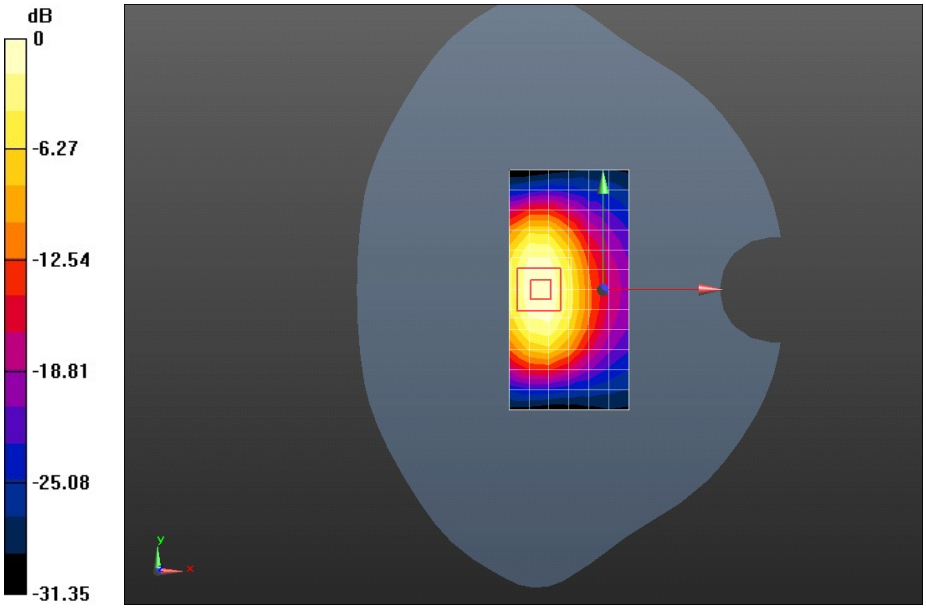

0 dB = 10.4 mW/g = 20.36 dB mW/g

Date/Time: 8/3/2012 0:41:41

Test Laboratory: HUAWEI SAR Lab

SystemPerformanceCheck-D1900-EX-Head

DUT: Dipole 1900 MHz D1900V2; Type: D1900V2; Serial: D1900V2 - SN:5d143

Communication System: CW; Frequency: 1900 MHz
Medium parameters used: f = 1900 MHz; σ = 1.449 mho/m; ε_r = 39.753; ρ = 1000 kg/m^3
Phantom section: Flat Section

DASY Configuration:

- Probe: EX3DV4 - SN3736; ConvF(7.67, 7.67, 7.67); Calibrated: 4/26/2012;
- Sensor-Surface: 4mm (Mechanical Surface Detection), z = 1.0, 31.0
- Electronics: DAE4 Sn852; Calibrated: 11/16/2011
- Phantom: SAM4; Type: SAM; Serial: TP-1620
- DASY52 52.8.1(838); SEMCAD X 14.6.5(6469)

Configuration/d=10mm, Pin=250mW/Area Scan (5x8x1): Measurement grid: dx=15mm, dy=15mm
Maximum value of SAR (measured) = 10.3 mW/g

Configuration/d=10mm, Pin=250mW/Zoom Scan (7x7x7) (7x7x7)/Cube 0: Measurement grid: dx=5mm, dy=5mm, dz=5mm
Reference Value = 88.026 V/m; Power Drift = -0.06 dB
Peak SAR (extrapolated) = 19.723 mW/g
SAR(1 g) = 10.3 mW/g; SAR(10 g) = 5.25 mW/g
Maximum value of SAR (measured) = 11.6 mW/g

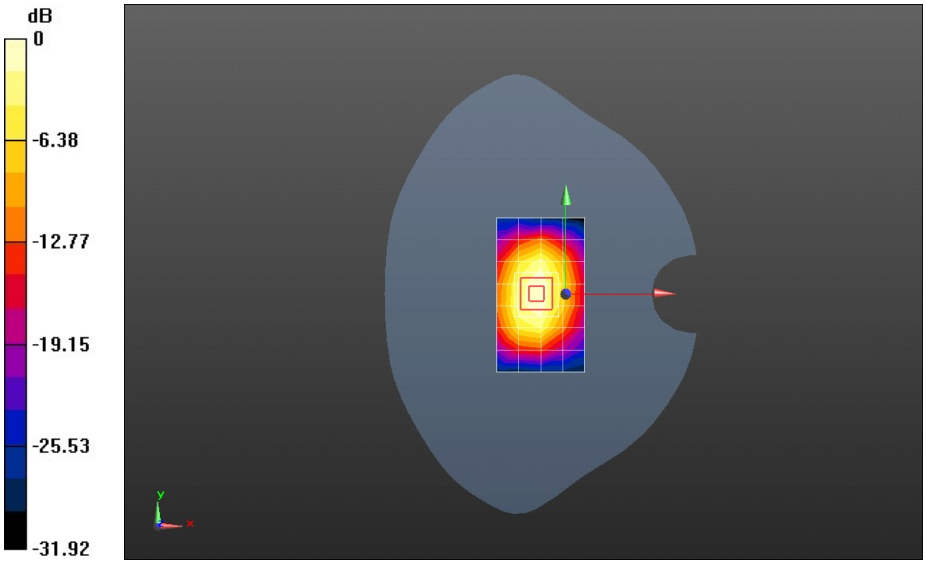

0 dB = 10.3 mW/g = 20.30 dB mW/g

Date/Time: 8/4/2012 2:38:33

Test Laboratory: HUAWEI SAR Lab

SystemPerformanceCheck-D1900-EX-Body

DUT: Dipole 1900 MHz D1900V2; Type: D1900V2; Serial: D1900V2 - SN:5d143

Communication System: CW; Frequency: 1900 MHz
Medium parameters used: f = 1900 MHz; σ = 1.558 mho/m; ε_r = 52.874; ρ = 1000 kg/m^3
Phantom section: Flat Section

DASY Configuration:

- Probe: EX3DV4 - SN3736; ConvF(7.14, 7.14, 7.14); Calibrated: 4/26/2012;
- Sensor-Surface: 4mm (Mechanical Surface Detection), z = 1.0, 31.0
- Electronics: DAE4 Sn852; Calibrated: 11/16/2011
- Phantom: SAM4; Type: SAM; Serial: TP-1620
- DASY52 52.8.1(838); SEMCAD X 14.6.5(6469)

Configuration/d=10mm, Pin=250mW/Area Scan (5x8x1): Measurement grid: dx=15mm, dy=15mm
Maximum value of SAR (measured) = 10.6 mW/g

Configuration/d=10mm, Pin=250mW/Zoom Scan (7x7x7) (7x7x7)/Cube 0: Measurement grid: dx=5mm, dy=5mm, dz=5mm
Reference Value = 50.756 V/m; Power Drift = -0.01 dB
Peak SAR (extrapolated) = 17.948 mW/g
SAR(1 g) = 10.2 mW/g; SAR(10 g) = 5.37 mW/g
Maximum value of SAR (measured) = 11.6 mW/g

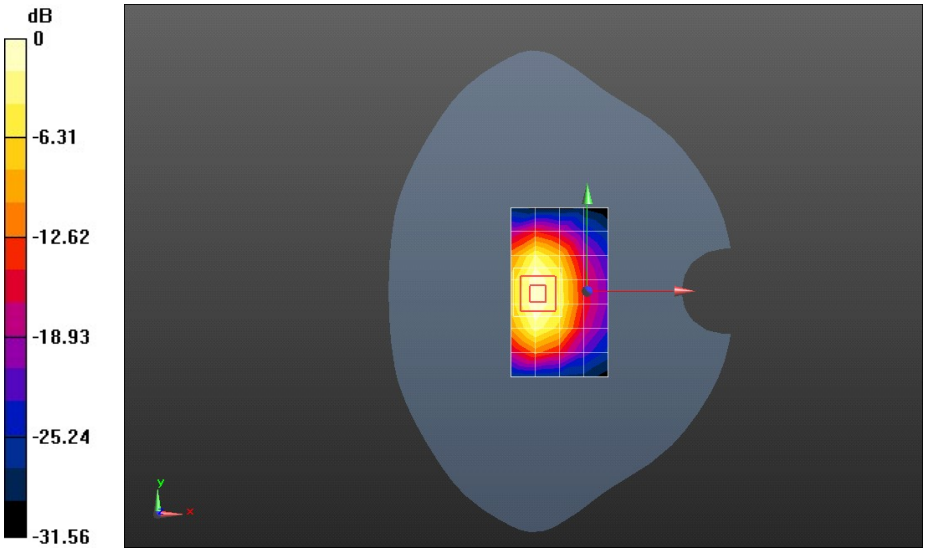

0 dB = 10.6 mW/g = 20.50 dB mW/g

Date/Time: 8/5/2012 13:49:15

Test Laboratory: HUAWEI SAR Lab

SystemPerformanceCheck-D2450-EX-Head

DUT: Dipole 2450 MHz D2450V2; Type: D2450V2; Serial: D2450V2 - SN:860

Communication System: CW; Frequency: 2450 MHz
Medium parameters used: f = 2450 MHz; σ = 1.815 mho/m; ε_r = 40.138; ρ = 1000 kg/m^3
Phantom section: Flat Section

DASY Configuration:

- Probe: EX3DV4 - SN3736; ConvF(6.78, 6.78, 6.78); Calibrated: 4/26/2012;
- Sensor-Surface: 4mm (Mechanical Surface Detection), z = 1.0, 31.0
- Electronics: DAE4 Sn852; Calibrated: 11/16/2011
- Phantom: SAM4; Type: SAM; Serial: TP-1620
- DASY52 52.8.1(838); SEMCAD X 14.6.5(6469)

Configuration/d=10mm, Pin=250mW/Area Scan (7x11x1): Measurement grid: dx=10mm, dy=10mm
Maximum value of SAR (measured) = 14.5 mW/g

Configuration/d=10mm, Pin=250mW/Zoom Scan (7x7x7) (7x7x7)/Cube 0: Measurement grid: dx=5mm, dy=5mm, dz=5mm
Reference Value = 89.658 V/m; Power Drift = -0.02 dB
Peak SAR (extrapolated) = 29.847 mW/g
SAR(1 g) = 13.7 mW/g; SAR(10 g) = 6.19 mW/g
Maximum value of SAR (measured) = 15.4 mW/g

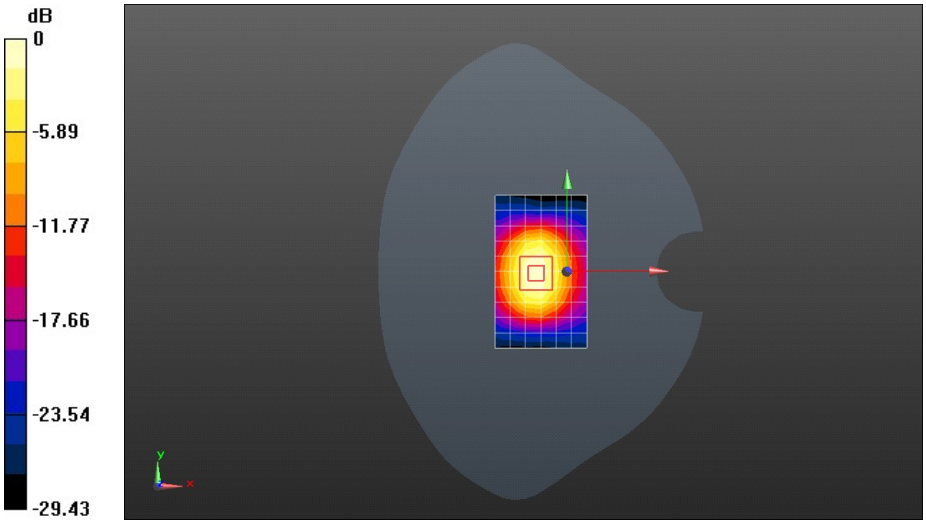

0 dB = 14.5 mW/g = 23.23 dB mW/g

Date/Time: 8/6/2012 2:44:06

Test Laboratory: HUAWEI SAR Lab

SystemPerformanceCheck-D2450-EX-Body

DUT: Dipole 2450 MHz D2450V2; Type: D2450V2; Serial: D2450V2 - SN:860

Communication System: CW; Frequency: 2450 MHz
Medium parameters used: f = 2450 MHz; σ = 2.009 mho/m; ε_r = 52.182; ρ = 1000 kg/m^3
Phantom section: Flat Section

DASY Configuration:

- Probe: EX3DV4 - SN3736; ConvF(6.85, 6.85, 6.85); Calibrated: 4/26/2012;
- Sensor-Surface: 4mm (Mechanical Surface Detection), z = 1.0, 31.0
- Electronics: DAE4 Sn852; Calibrated: 11/16/2011
- Phantom: SAM3; Type: SAM; Serial: TP-1597
- DASY52 52.8.1(838); SEMCAD X 14.6.5(6469)

Configuration/d=10mm, Pin=250mW/Area Scan (7x11x1): Measurement grid: dx=10mm, dy=10mm
Maximum value of SAR (measured) = 13.4 mW/g

Configuration/d=10mm, Pin=250mW/Zoom Scan (7x7x7) (7x7x7)/Cube 0: Measurement grid: dx=5mm, dy=5mm, dz=5mm
Reference Value = 69.126 V/m; Power Drift = 0.07 dB
Peak SAR (extrapolated) = 29.382 mW/g
SAR(1 g) = 13.6 mW/g; SAR(10 g) = 6.09 mW/g
Maximum value of SAR (measured) = 15.7 mW/g

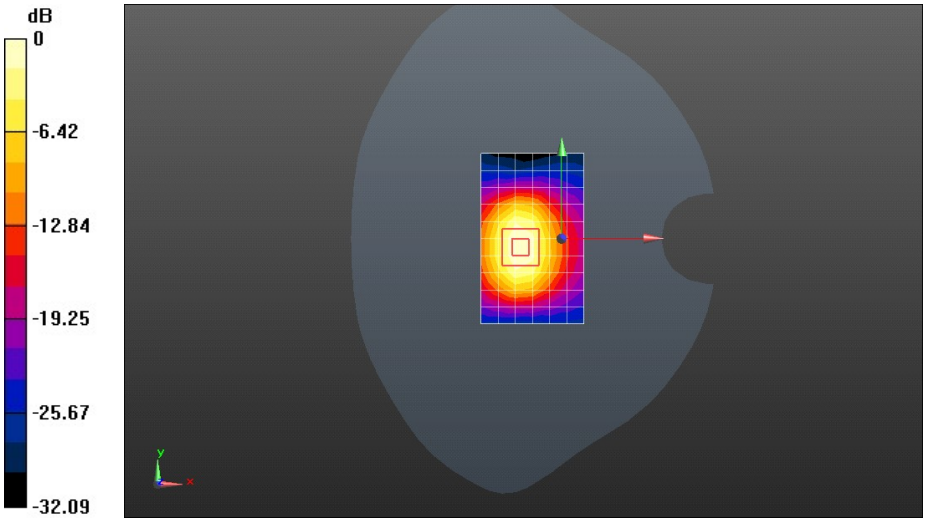

0 dB = 13.4 mW/g = 22.54 dB mW/g