



Photos of Test Setup

For GSM&WCDMA


1. Radiated Spurious Emissions



Radiated Spurious Emission (below 3GHz)




Radiated Spurious Emission (3GHz to18GHz)




Radiated Spurious Emission (18GHz to26.5GHz)

For Bluetooth


1. Radiated Spurious Emissions



Radiated Spurious Emission (below 1GHz)




Radiated Spurious Emission (1GHz to 18GHz)




Radiated Spurious Emission (above 18GHz)

For Wlan


1. Radiated Spurious Emissions



Radiated Spurious Emission (below 1GHz)




Radiated Spurious Emission (1GHz to 18GHz)



Radiated Spurious Emission (above 18GHz)

Conducted Emissions



Conducted Emissions for AC Ports

END