Appendix A. System Check Plots

Table of contents
SystemPerformanceCheck-D835-EX-Head
SystemPerformanceCheck-D835-EX-Head
SystemPerformanceCheck-D835-EX-Head
SystemPerformanceCheck-D835-EX-Body
SystemPerformanceCheck-D835-EX-Body
SystemPerformanceCheck-D1900-EX-Head
SystemPerformanceCheck-D1900-EX-Head
SystemPerformanceCheck-D1900-EX-Body
SystemPerformanceCheck-D2450-EX-Head
SystemPerformanceCheck-D2450-EX-Body
SystemPerformanceCheck-D2600-EX-Head
SystemPerformanceCheck-D2600-EX-Head
SystemPerformanceCheck-D2600-EX-Head
SystemPerformanceCheck-D2600-EX-Body
SystemPerformanceCheck-D2600-EX-Body

Date: 2015-7-4

Test Laboratory: HUAWEI SAR/HAC Lab

SystemPerformanceCheck-D835-EX-Head

DUT: Dipole 835 MHz D835V2; Type: D835V2; Serial: D835V2 - SN:4d059

Communication System: UID 0, CW; Frequency: 835 MHz;Duty Cycle: 1:1
Medium parameters used: f = 835 MHz; σ = 0.891 S/m; ε_r = 39.908; ρ = 1000 kg/m^3
Phantom section: Flat Section

DASY Configuration:

- Probe: EX3DV4 - SN3744; ConvF(9.09, 9.09, 9.09); Calibrated: 2014-7-24;
- Sensor-Surface: 3mm (Mechanical Surface Detection), z = 1.0, 31.0
- Electronics: DAE4 Sn852; Calibrated: 2015-4-27
- Phantom: SAM1; Type: SAM; Serial: TP-1475
- DASY52 52.8.8(1222); SEMCAD X 14.6.10(7331)

Configuration/d=15mm, Pin=250mW/Area Scan (6x13x1): Measurement grid: dx=15mm, dy=15mm
Maximum value of SAR (measured) = 2.40 W/kg

Configuration/d=15mm, Pin=250mW/Zoom Scan (5x5x7)/Cube 0: Measurement grid: dx=8mm, dy=8mm, dz=5mm
Reference Value = 53.31 V/m; Power Drift = -0.02 dB
Peak SAR (extrapolated) = 3.56 W/kg
SAR(1 g) = 2.34 W/kg; SAR(10 g) = 1.51 W/kg
Maximum value of SAR (measured) = 2.75 W/kg

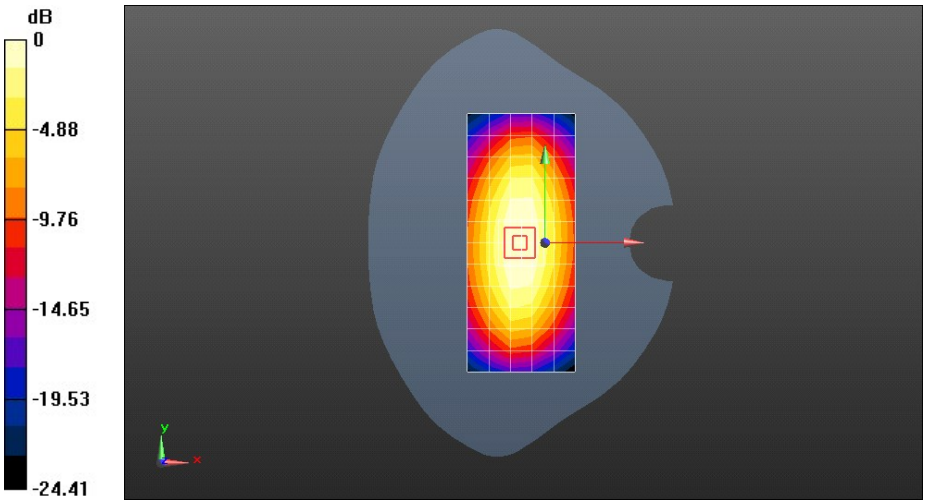

0 dB = 2.40 W/kg = 3.80 dBW/kg

Date: 2015-7-12

Test Laboratory: HUAWEI SAR/HAC Lab

SystemPerformanceCheck-D835-EX-Head

DUT: Dipole 835 MHz D835V2; Type: D835V2; Serial: D835V2 - SN:4d059

Communication System: UID 0, CW; Frequency: 835 MHz;Duty Cycle: 1:1
Medium parameters used: f = 835 MHz; σ = 0.914 S/m; ε_r = 42.965; ρ = 1000 kg/m^3
Phantom section: Flat Section

DASY Configuration:

- Probe: EX3DV4 - SN7350; ConvF(9.92, 9.92, 9.92); Calibrated: 2015-1-8;
- Sensor-Surface: 3mm (Mechanical Surface Detection), z = 1.0, 31.0
- Electronics: DAE4 Sn852; Calibrated: 2015-4-27
- Phantom: SAM1; Type: SAM; Serial: TP-1475
- DASY52 52.8.8(1222); SEMCAD X 14.6.10(7331)

Configuration/d=15mm, Pin=250mW/Area Scan (6x13x1): Measurement grid: dx=15mm, dy=15mm
Maximum value of SAR (measured) = 2.83 W/kg

Configuration/d=15mm, Pin=250mW/Zoom Scan (5x5x7)/Cube 0: Measurement grid: dx=8mm, dy=8mm, dz=5mm
Reference Value = 51.42 V/m; Power Drift = 0.06 dB
Peak SAR (extrapolated) = 3.50 W/kg
SAR(1 g) = 2.41 W/kg; SAR(10 g) = 1.59 W/kg
Maximum value of SAR (measured) = 2.81 W/kg

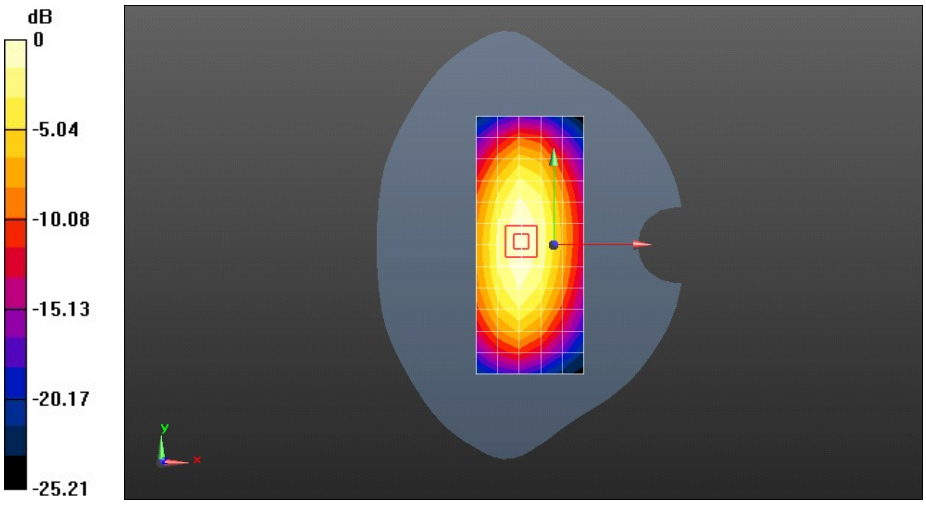

0 dB = 2.83 W/kg = 4.52 dBW/kg

Date: 2015-7-17

Test Laboratory: HUAWEI SAR/HAC Lab

SystemPerformanceCheck-D835-EX-Head

DUT: Dipole 835 MHz D835V2; Type: D835V2; Serial: D835V2 - SN:4d059

Communication System: UID 0, CW; Frequency: 835 MHz;Duty Cycle: 1:1
Medium parameters used: f = 835 MHz; σ = 0.894 S/m; ε_r = 40.324; ρ = 1000 kg/m^3
Phantom section: Flat Section

DASY Configuration:

- Probe: EX3DV4 - SN7350; ConvF(9.92, 9.92, 9.92); Calibrated: 2015-1-8;
- Sensor-Surface: 3mm (Mechanical Surface Detection), z = 1.0, 31.0
- Electronics: DAE4 Sn852; Calibrated: 2015-4-27
- Phantom: SAM1; Type: SAM; Serial: TP-1475
- DASY52 52.8.8(1222); SEMCAD X 14.6.10(7331)

Configuration/d=15mm, Pin=250mW/Area Scan (6x13x1): Measurement grid: dx=15mm, dy=15mm
Maximum value of SAR (measured) = 2.67 W/kg

Configuration/d=15mm, Pin=250mW/Zoom Scan (5x5x7)/Cube 0: Measurement grid: dx=8mm, dy=8mm, dz=5mm
Reference Value = 51.67 V/m; Power Drift = -0.15 dB
Peak SAR (extrapolated) = 3.48 W/kg
SAR(1 g) = 2.36 W/kg; SAR(10 g) = 1.54 W/kg
Maximum value of SAR (measured) = 2.76 W/kg

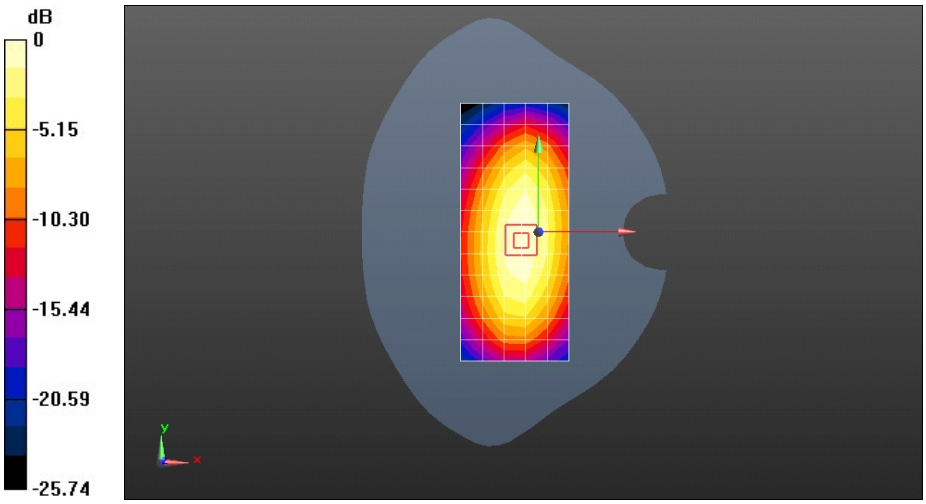

0 dB = 2.67 W/kg = 4.27 dBW/kg

Date: 2015-7-10

Test Laboratory: HUAWEI SAR/HAC Lab

SystemPerformanceCheck-D835-EX-Body

DUT: Dipole 835 MHz D835V2; Type: D835V2; Serial: D835V2 - SN:4d059

Communication System: UID 0, CW; Frequency: 835 MHz;Duty Cycle: 1:1
Medium parameters used: f = 835 MHz; σ = 0.954 S/m; ε_r = 54.168; ρ = 1000 kg/m^3
Phantom section: Flat Section

DASY Configuration:

- Probe: EX3DV4 - SN7350; ConvF(9.42, 9.42, 9.42); Calibrated: 2015-1-8;
- Sensor-Surface: 3mm (Mechanical Surface Detection), z = 1.0, 31.0
- Electronics: DAE4 Sn852; Calibrated: 2015-4-27
- Phantom: SAM2; Type: SAM; Serial: TP-1474
- DASY52 52.8.8(1222); SEMCAD X 14.6.10(7331)

Configuration/d=15mm, Pin=250mW/Area Scan (6x13x1): Measurement grid: dx=15mm, dy=15mm
Maximum value of SAR (measured) = 2.78 W/kg

Configuration/d=15mm, Pin=250mW/Zoom Scan (5x5x7)/Cube 0: Measurement grid: dx=8mm, dy=8mm, dz=5mm
Reference Value = 52.67 V/m; Power Drift = -0.07 dB
Peak SAR (extrapolated) = 3.62 W/kg
SAR(1 g) = 2.53 W/kg; SAR(10 g) = 1.68 W/kg
Maximum value of SAR (measured) = 2.94 W/kg

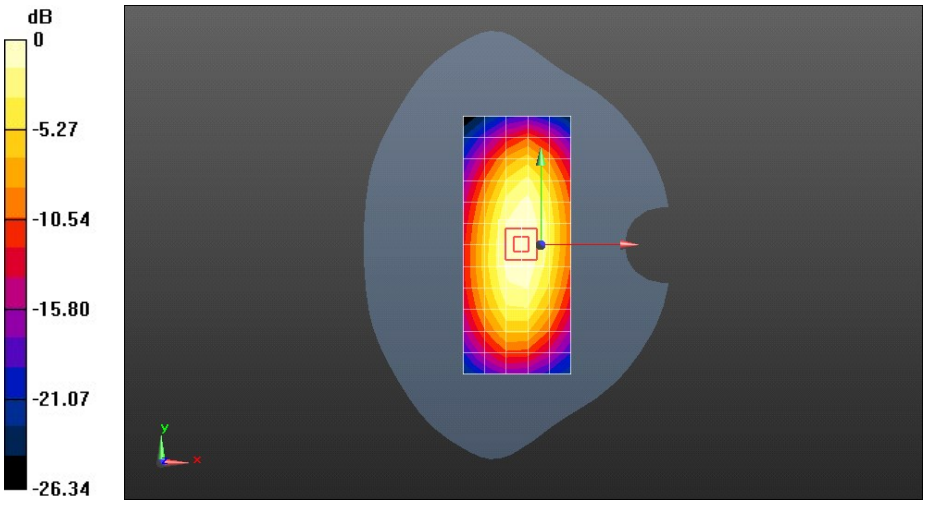

0 dB = 2.78 W/kg = 4.44 dBW/kg

Date: 2015-7-17

Test Laboratory: HUAWEI SAR/HAC Lab

SystemPerformanceCheck-D835-EX-Body

DUT: Dipole 835 MHz D835V2; Type: D835V2; Serial: D835V2 - SN:4d059

Communication System: UID 0, CW; Frequency: 835 MHz;Duty Cycle: 1:1
Medium parameters used: f = 835 MHz; σ = 0.989 S/m; ε_r = 55.945; ρ = 1000 kg/m^3
Phantom section: Flat Section

DASY Configuration:

- Probe: EX3DV4 - SN7350; ConvF(9.42, 9.42, 9.42); Calibrated: 2015-1-8;
- Sensor-Surface: 3mm (Mechanical Surface Detection), z = 1.0, 31.0
- Electronics: DAE4 Sn852; Calibrated: 2015-4-27
- Phantom: SAM2; Type: SAM; Serial: TP-1474
- DASY52 52.8.8(1222); SEMCAD X 14.6.10(7331)

Configuration/d=15mm, Pin=250mW/Area Scan (6x13x1): Measurement grid: dx=15mm, dy=15mm
Maximum value of SAR (measured) = 2.90 W/kg

Configuration/d=15mm, Pin=250mW/Zoom Scan (5x5x7)/Cube 0: Measurement grid: dx=8mm, dy=8mm, dz=5mm
Reference Value = 50.51 V/m; Power Drift = 0.00 dB
Peak SAR (extrapolated) = 3.56 W/kg
SAR(1 g) = 2.49 W/kg; SAR(10 g) = 1.66 W/kg
Maximum value of SAR (measured) = 2.89 W/kg

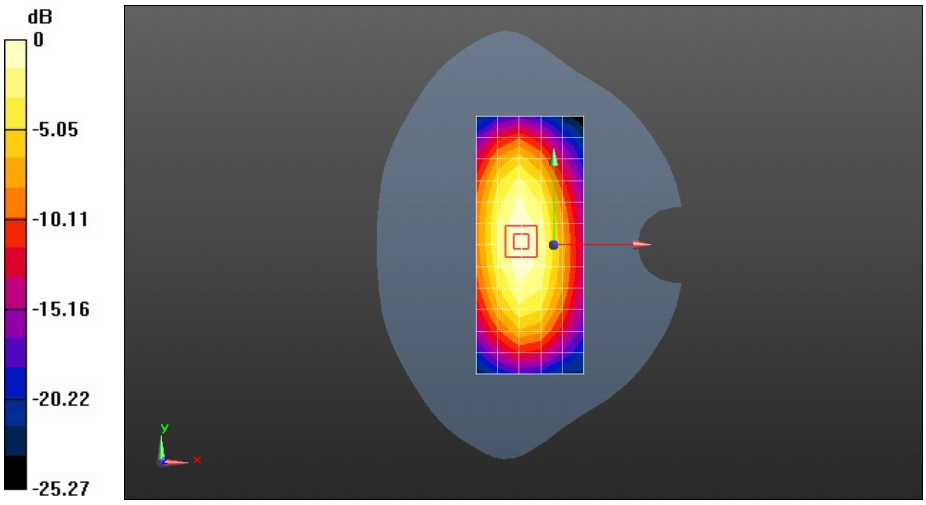

0 dB = 2.90 W/kg = 4.62 dBW/kg

Date: 2015-7-8

Test Laboratory: HUAWEI SAR/HAC Lab

SystemPerformanceCheck-D1900-EX-Head

DUT: Dipole 1900 MHz D1900V2; Type: D1900V2; Serial: D1900V2 - SN:5d143

Communication System: UID 0, CW (0); Frequency: 1900 MHz;Duty Cycle: 1:1
Medium parameters used: f = 1900 MHz; σ = 1.408 S/m; ε_r = 39.106; ρ = 1000 kg/m^3
Phantom section: Flat Section

DASY Configuration:

- Probe: EX3DV4 - SN3736; ConvF(7.31, 7.31, 7.31); Calibrated: 2015-4-30;
- Sensor-Surface: 3mm (Mechanical Surface Detection), z = 1.0, 31.0
- Electronics: DAE4 Sn852; Calibrated: 2015-4-27
- Phantom: SAM2; Type: SAM; Serial: TP:1474
- DASY52 52.8.8(1222); SEMCAD X 14.6.10(7331)

Configuration/d=10mm pin=250mW/Area Scan (6x10x1): Measurement grid: dx=15mm, dy=15mm
Maximum value of SAR (measured) = 11.2 W/kg

Configuration/d=10mm pin=250mW/Zoom Scan (5x5x7)/Cube 0: Measurement grid: dx=8mm, dy=8mm, dz=5mm
Reference Value = 92.72 V/m; Power Drift = -0.11 dB
Peak SAR (extrapolated) = 20.5 W/kg
SAR(1 g) = 11.1 W/kg; SAR(10 g) = 5.74 W/kg
Maximum value of SAR (measured) = 14.2 W/kg

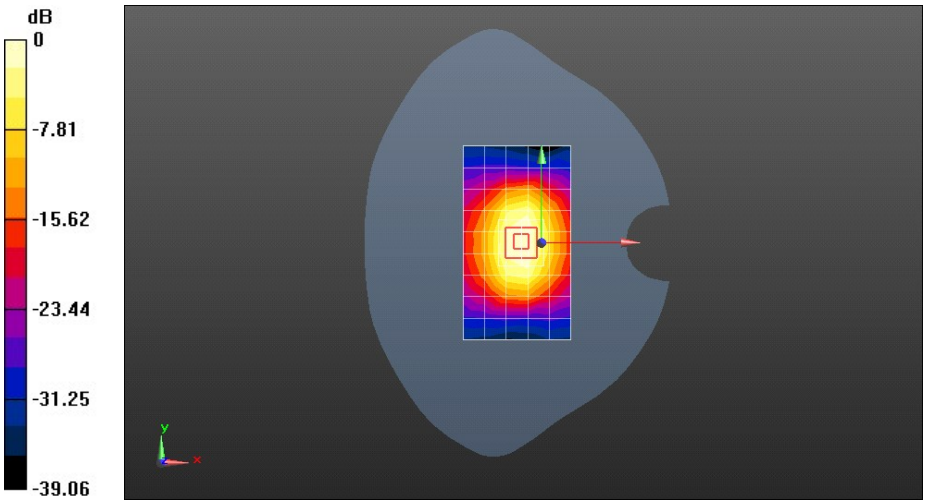

0 dB = 11.2 W/kg = 10.49 dBW/kg

Date: 2015-7-22

Test Laboratory: HUAWEI SAR/HAC Lab

SystemPerformanceCheck-D1900-EX-Head

DUT: Dipole 1900 MHz D1900V2; Type: D1900V2; Serial: D1900V2 - SN:5d143

Communication System: UID 0, CW (0); Frequency: 1900 MHz;Duty Cycle: 1:1
Medium parameters used: f = 1900 MHz; σ = 1.412 S/m; ε_r = 38.777; ρ = 1000 kg/m^3
Phantom section: Flat Section

DASY Configuration:

- Probe: EX3DV4 - SN7350; ConvF(8.12, 8.12, 8.12); Calibrated: 2015-1-8;
- Sensor-Surface: 3mm (Mechanical Surface Detection), z = 1.0, 31.0
- Electronics: DAE4 Sn852; Calibrated: 2015-4-27
- Phantom: SAM1; Type: SAM; Serial: TP-1475
- DASY52 52.8.8(1222); SEMCAD X 14.6.10(7331)

Configuration/d=10mm pin=250mW/Area Scan (6x10x1): Measurement grid: dx=15mm, dy=15mm
Maximum value of SAR (measured) = 9.26 W/kg

Configuration/d=10mm pin=250mW/Zoom Scan (5x5x7)/Cube 0: Measurement grid: dx=8mm, dy=8mm, dz=5mm
Reference Value = 90.18 V/m; Power Drift = -0.11 dB
Peak SAR (extrapolated) = 18.6 W/kg
SAR(1 g) = 10.4 W/kg; SAR(10 g) = 5.4 W/kg
Maximum value of SAR (measured) = 13.2 W/kg

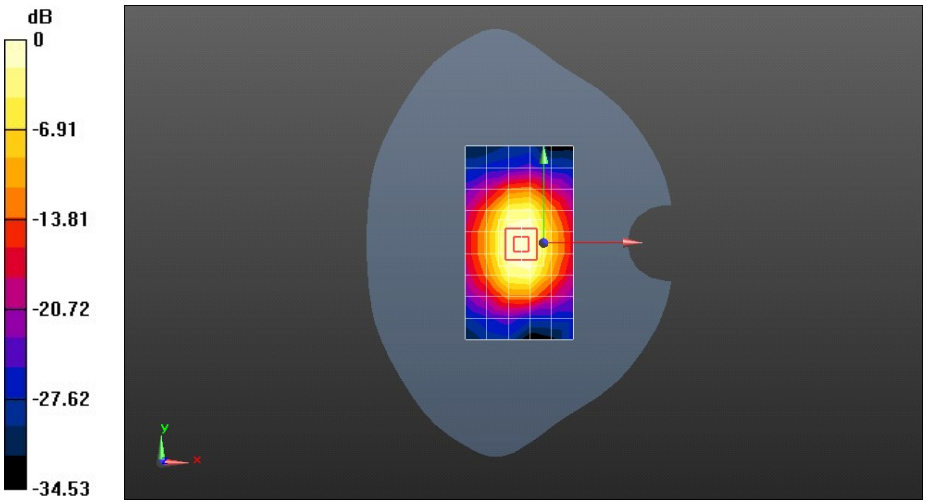

0 dB = 9.26 W/kg = 9.67 dBW/kg

Date: 2015-7-7

Test Laboratory: HUAWEI SAR/HAC Lab

SystemPerformanceCheck-D1900-EX-Body

DUT: Dipole 1900 MHz D1900V2; Type: D1900V2; Serial: D1900V2 - SN:5d143

Communication System: UID 0, CW (0); Frequency: 1900 MHz;Duty Cycle: 1:1
Medium parameters used: f = 1900 MHz; σ = 1.553 S/m; ε_r = 53.355; ρ = 1000 kg/m^3
Phantom section: Flat Section

DASY Configuration:

- Probe: EX3DV4 - SN3736; ConvF(7.1, 7.1, 7.1); Calibrated: 2015-4-30;
- Sensor-Surface: 3mm (Mechanical Surface Detection), z = 1.0, 31.0
- Electronics: DAE4 Sn852; Calibrated: 2015-4-27
- Phantom: SAM2; Type: SAM; Serial: TP:1474
- DASY52 52.8.8(1222); SEMCAD X 14.6.10(7331)

Configuration/d=10mm pin=250mW/Area Scan (6x10x1): Measurement grid: dx=15mm, dy=15mm
Maximum value of SAR (measured) = 9.22 W/kg

Configuration/d=10mm pin=250mW/Zoom Scan (5x5x7)/Cube 0: Measurement grid: dx=8mm, dy=8mm, dz=5mm
Reference Value = 85.62 V/m; Power Drift = -0.04 dB
Peak SAR (extrapolated) = 18.5 W/kg
SAR(1 g) = 10.2 W/kg; SAR(10 g) = 5.28 W/kg
Maximum value of SAR (measured) = 13.0 W/kg

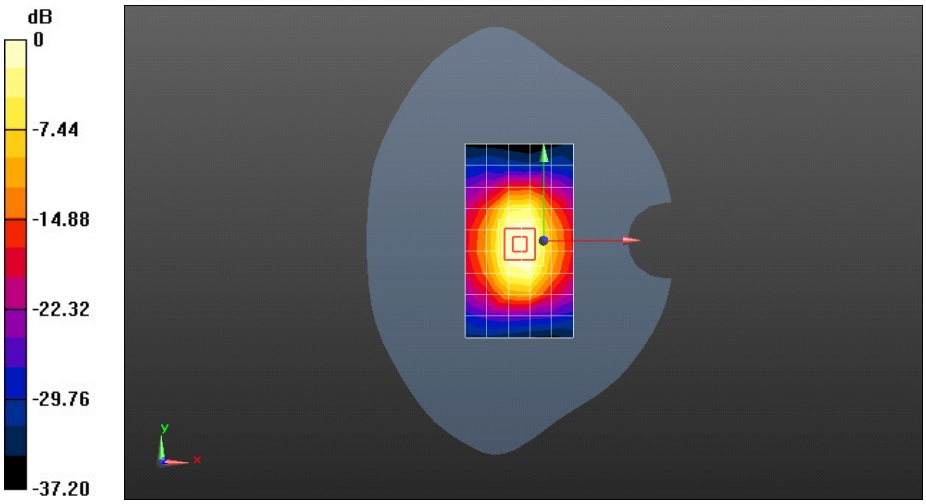

0 dB = 9.22 W/kg = 9.65 dBW/kg

Date: 2015-7-15

Test Laboratory: HUAWEI SAR/HAC Lab

SystemPerformanceCheck-D2450-EX-Head

DUT: Dipole 2450 MHz D2450V2; Type: D2450V2; Serial: D2450V2 - SN:860

Communication System: UID 0, CW; Frequency: 2450 MHz;Duty Cycle: 1:1
Medium parameters used: f = 2450 MHz; σ = 1.877 S/m; ε_r = 38.868; ρ = 1000 kg/m^3
Phantom section: Flat Section

DASY Configuration:

- Probe: EX3DV4 - SN7350; ConvF(7.28, 7.28, 7.28); Calibrated: 2015-1-8;
- Sensor-Surface: 3mm (Mechanical Surface Detection), z = 1.0, 31.0
- Electronics: DAE4 Sn852; Calibrated: 2015-4-27
- Phantom: SAM1; Type: SAM; Serial: TP-1475
- DASY52 52.8.8(1222); SEMCAD X 14.6.10(7331)

Configuration/d=10mm, Pin=250mW/Area Scan (6x11x1): Measurement grid: dx=12mm, dy=12mm
Maximum value of SAR (measured) = 15.4 W/kg

Configuration/d=10mm, Pin=250mW/Zoom Scan (7x7x7)/Cube 0: Measurement grid: dx=5mm, dy=5mm, dz=5mm
Reference Value = 91.00 V/m; Power Drift = -0.10 dB
Peak SAR (extrapolated) = 28.8 W/kg
SAR(1 g) = 14.1 W/kg; SAR(10 g) = 6.6 W/kg
Maximum value of SAR (measured) = 18.7 W/kg

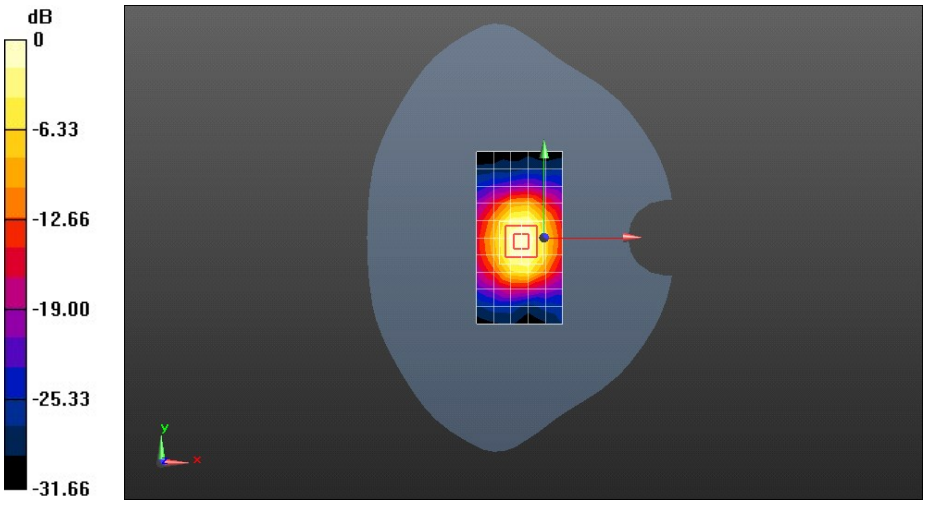

0 dB = 15.4 W/kg = 11.88 dBW/kg

Date: 2015-7-20

Test Laboratory: HUAWEI SAR/HAC Lab

SystemPerformanceCheck-D2450-EX-Body

DUT: Dipole 2450 MHz D2450V2; Type: D2450V2; Serial: D2450V2 - SN:860

Communication System: UID 0, CW; Frequency: 2450 MHz;Duty Cycle: 1:1
Medium parameters used: f = 2450 MHz; σ = 1.939 S/m; ε_r = 51.637; ρ = 1000 kg/m^3
Phantom section: Flat Section

DASY Configuration:

- Probe: EX3DV4 - SN7350; ConvF(7.23, 7.23, 7.23); Calibrated: 2015-1-8;
- Sensor-Surface: 3mm (Mechanical Surface Detection), z = 1.0, 31.0
- Electronics: DAE4 Sn852; Calibrated: 2015-4-27
- Phantom: SAM2; Type: SAM; Serial: TP:1474
- DASY52 52.8.8(1222); SEMCAD X 14.6.10(7331)

Configuration/d=10mm, Pin=250mW/Area Scan (6x11x1): Measurement grid: dx=12mm, dy=12mm
Maximum value of SAR (measured) = 13.4 W/kg

Configuration/d=10mm, Pin=250mW/Zoom Scan (7x7x7)/Cube 0: Measurement grid: dx=5mm, dy=5mm, dz=5mm
Reference Value = 87.21 V/m; Power Drift = -0.03 dB
Peak SAR (extrapolated) = 26.2 W/kg
SAR(1 g) = 13.3 W/kg; SAR(10 g) = 6.23 W/kg
Maximum value of SAR (measured) = 17.5 W/kg

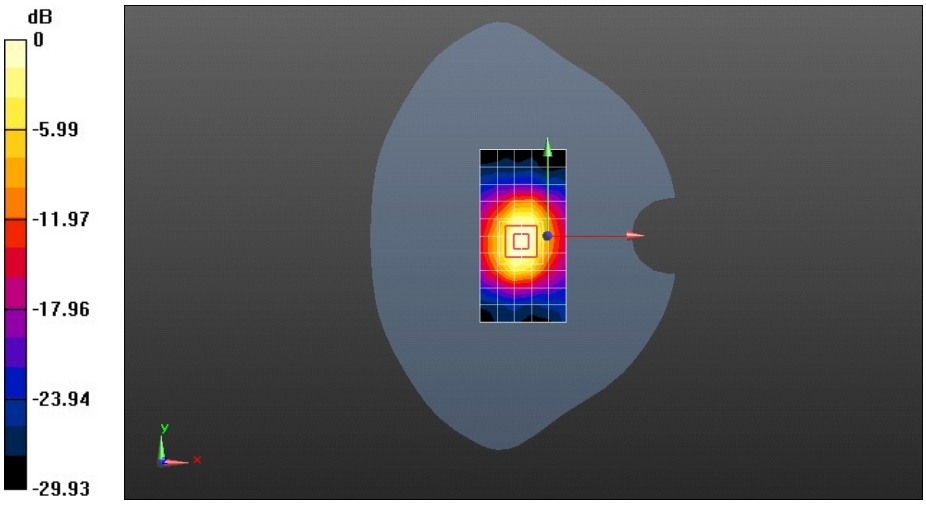

0 dB = 13.4 W/kg = 11.27 dBW/kg

Date: 2015-7-8

Test Laboratory: HUAWEI SAR/HAC Lab

SystemPerformanceCheck-D2600-EX-Head

DUT: Dipole 2600 MHz D2600V2; Type: D2600V2; Serial: D2600V2 - SN:1021

Communication System: UID 0, CW; Frequency: 2600 MHz;Duty Cycle: 1:1
Medium parameters used: f = 2600 MHz; σ = 2.024 S/m; ε_r = 38.769; ρ = 1000 kg/m^3
Phantom section: Flat Section

DASY Configuration:

- Probe: EX3DV4 - SN3744; ConvF(6.91, 6.91, 6.91); Calibrated: 2014-7-24;
- Sensor-Surface: 3mm (Mechanical Surface Detection), z = 1.0, 31.0
- Electronics: DAE4 Sn852; Calibrated: 2015-4-27
- Phantom: SAM1; Type: SAM; Serial: TP-1475
- DASY52 52.8.8(1222); SEMCAD X 14.6.10(7331)

Configuration/d=10mm, Pin=250mW/Area Scan (8x11x1): Measurement grid: dx=12mm, dy=12mm
Maximum value of SAR (measured) = 19.1 W/kg

Configuration/d=10mm, Pin=250mW/Zoom Scan (7x7x7)/Cube 0: Measurement grid: dx=5mm, dy=5mm, dz=5mm
Reference Value = 85.55 V/m; Power Drift = 0.27 dB
Peak SAR (extrapolated) = 32.5 W/kg
SAR(1 g) = 14.9 W/kg; SAR(10 g) = 6.61 W/kg
Maximum value of SAR (measured) = 20.0 W/kg

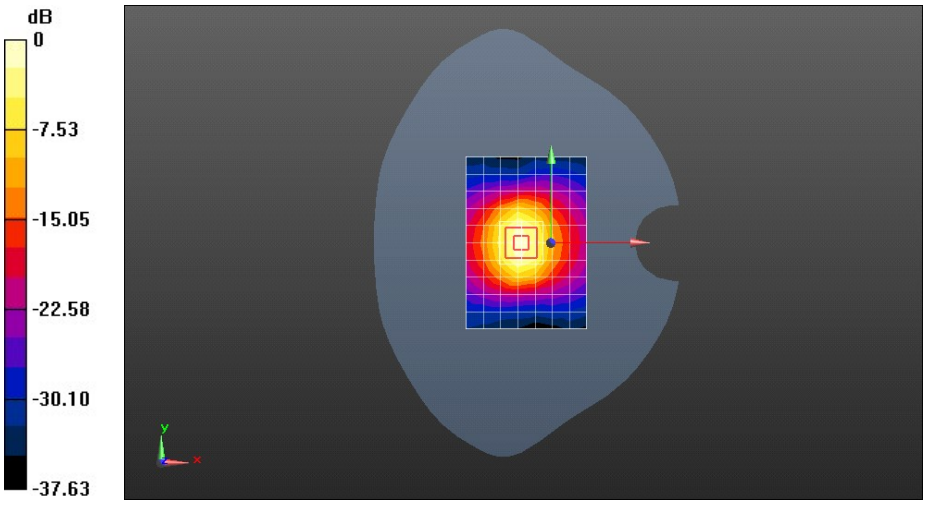

0 dB = 19.1 W/kg = 12.81 dBW/kg

Date: 2015-7-14

Test Laboratory: HUAWEI SAR/HAC Lab

SystemPerformanceCheck-D2600-EX-Head

DUT: Dipole 2600 MHz D2600V2; Type: D2600V2; Serial: D2600V2 - SN:1058

Communication System: UID 0, CW; Frequency: 2600 MHz;Duty Cycle: 1:1
Medium parameters used: f = 2600 MHz; σ = 2.015 S/m; ε_r = 38.443; ρ = 1000 kg/m^3
Phantom section: Flat Section

DASY Configuration:

- Probe: EX3DV4 - SN7350; ConvF(7.1, 7.1, 7.1); Calibrated: 2015-1-8;
- Sensor-Surface: 3mm (Mechanical Surface Detection), z = 1.0, 31.0
- Electronics: DAE4 Sn852; Calibrated: 2015-4-27
- Phantom: SAM1; Type: SAM; Serial: TP-1475
- DASY52 52.8.8(1222); SEMCAD X 14.6.10(7331)

Configuration/d=10mm, Pin=250mW/Area Scan (8x11x1): Measurement grid: dx=12mm, dy=12mm
Maximum value of SAR (measured) = 16.1 W/kg

Configuration/d=10mm, Pin=250mW/Zoom Scan (7x7x7)/Cube 0: Measurement grid: dx=5mm, dy=5mm, dz=5mm
Reference Value = 93.69 V/m; Power Drift = -0.01 dB
Peak SAR (extrapolated) = 32.8 W/kg
SAR(1 g) = 15.7 W/kg; SAR(10 g) = 7.07 W/kg
Maximum value of SAR (measured) = 21.0 W/kg

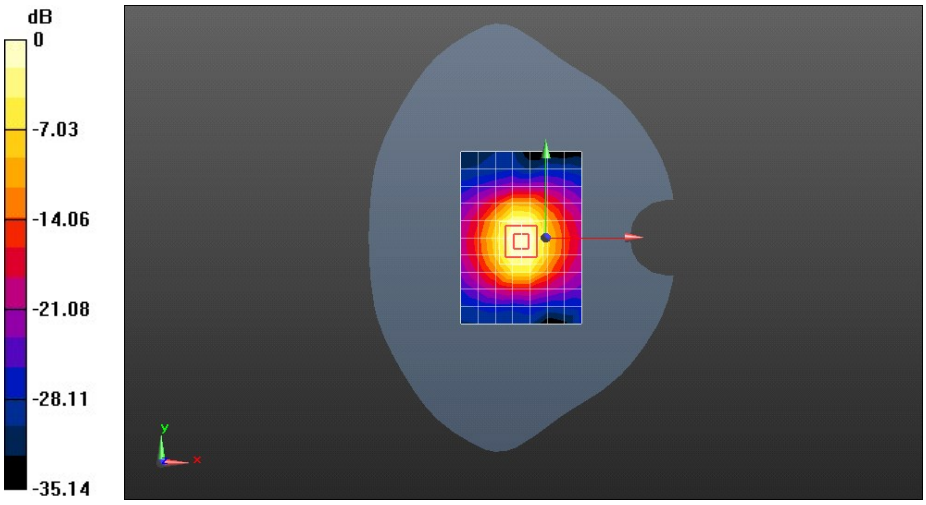

0 dB = 16.1 W/kg = 12.07 dBW/kg

Date: 2015-7-18

Test Laboratory: HUAWEI SAR/HAC Lab

SystemPerformanceCheck-D2600-EX-Head

DUT: Dipole 2600 MHz D2600V2; Type: D2600V2; Serial: D2600V2 - SN:1058

Communication System: UID 0, CW; Frequency: 2600 MHz;Duty Cycle: 1:1
Medium parameters used: f = 2600 MHz; σ = 1.977 S/m; ε_r = 38.054; ρ = 1000 kg/m^3
Phantom section: Flat Section

DASY Configuration:

- Probe: EX3DV4 - SN7350; ConvF(7.1, 7.1, 7.1); Calibrated: 2015-1-8;
- Sensor-Surface: 3mm (Mechanical Surface Detection), z = 1.0, 31.0
- Electronics: DAE4 Sn852; Calibrated: 2015-4-27
- Phantom: SAM1; Type: SAM; Serial: TP-1475
- DASY52 52.8.8(1222); SEMCAD X 14.6.10(7331)

Configuration/d=10mm, Pin=250mW/Area Scan (8x11x1): Measurement grid: dx=12mm, dy=12mm
Maximum value of SAR (measured) = 15.8 W/kg

Configuration/d=10mm, Pin=250mW/Zoom Scan (7x7x7)/Cube 0: Measurement grid: dx=5mm, dy=5mm, dz=5mm
Reference Value = 93.69 V/m; Power Drift = -0.09 dB
Peak SAR (extrapolated) = 32.2 W/kg
SAR(1 g) = 15.4 W/kg; SAR(10 g) = 6.94 W/kg
Maximum value of SAR (measured) = 20.6 W/kg

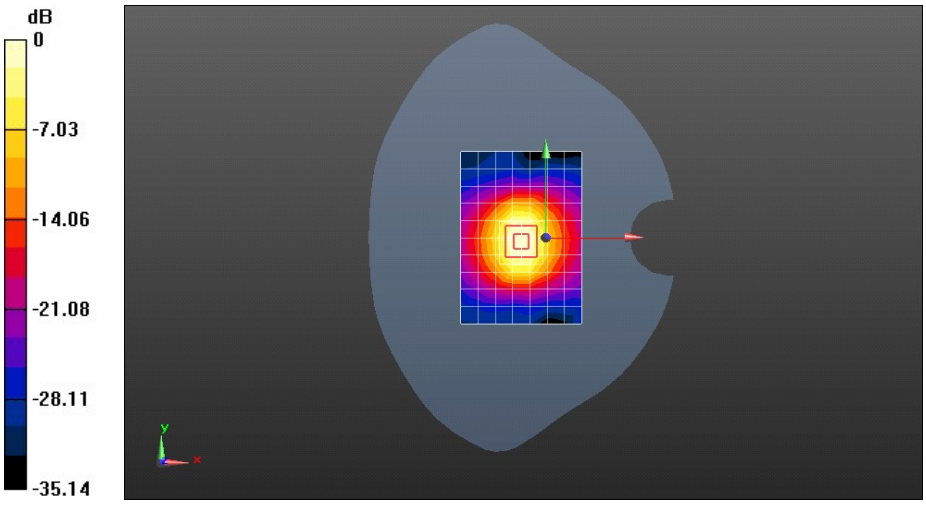

0 dB = 15.8 W/kg = 11.99 dBW/kg

Date: 2015-7-9

Test Laboratory: HUAWEI SAR/HAC Lab

SystemPerformanceCheck-D2600-EX-Body

DUT: Dipole 2600 MHz D2600V2; Type: D2600V2; Serial: D2600V2 - SN:1021

Communication System: UID 0, CW; Frequency: 2600 MHz;Duty Cycle: 1:1
Medium parameters used: f = 2600 MHz; σ = 2.184 S/m; ε_r = 51.094; ρ = 1000 kg/m^3
Phantom section: Flat Section

DASY Configuration:

- Probe: EX3DV4 - SN3744; ConvF(6.54, 6.54, 6.54); Calibrated: 2014-7-24;
- Sensor-Surface: 3mm (Mechanical Surface Detection), z = 1.0, 31.0
- Electronics: DAE4 Sn852; Calibrated: 2015-4-27
- Phantom: SAM1; Type: SAM; Serial: TP-1475
- DASY52 52.8.8(1222); SEMCAD X 14.6.10(7331)

Configuration/d=10mm, Pin=250mW/Area Scan (8x11x1): Measurement grid: dx=12mm, dy=12mm
Maximum value of SAR (measured) = 19.7 W/kg

Configuration/d=10mm, Pin=250mW/Zoom Scan (7x7x7)/Cube 0: Measurement grid: dx=5mm, dy=5mm, dz=5mm
Reference Value = 68.54 V/m; Power Drift = 0.16 dB
Peak SAR (extrapolated) = 33.1 W/kg
SAR(1 g) = 15.4 W/kg; SAR(10 g) = 6.8 W/kg
Maximum value of SAR (measured) = 20.4 W/kg

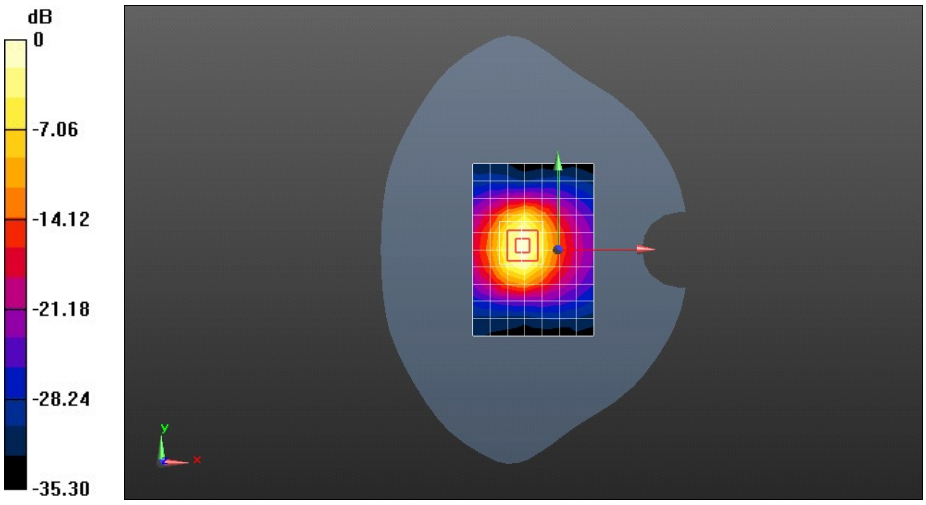

0 dB = 19.7 W/kg = 12.94 dBW/kg

Date: 2015-7-9

Test Laboratory: HUAWEI SAR/HAC Lab

SystemPerformanceCheck-D2600-EX-Body

DUT: Dipole 2600 MHz D2600V2; Type: D2600V2; Serial: D2600V2 - SN:1021

Communication System: UID 0, CW; Frequency: 2600 MHz;Duty Cycle: 1:1
Medium parameters used: f = 2600 MHz; σ = 2.184 S/m; ε_r = 51.094; ρ = 1000 kg/m^3
Phantom section: Flat Section

DASY Configuration:

- Probe: EX3DV4 - SN7350; ConvF(7.15, 7.15, 7.15); Calibrated: 2015-1-8;
- Sensor-Surface: 3mm (Mechanical Surface Detection), z = 1.0, 31.0
- Electronics: DAE4 Sn852; Calibrated: 2015-4-27
- Phantom: SAM1; Type: SAM; Serial: TP-1475
- DASY52 52.8.8(1222); SEMCAD X 14.6.10(7331)

Configuration/d=10mm, Pin=250mW/Area Scan (8x11x1): Measurement grid: dx=12mm, dy=12mm
Maximum value of SAR (measured) = 19.8 W/kg

Configuration/d=10mm, Pin=250mW/Zoom Scan (7x7x7)/Cube 0: Measurement grid: dx=5mm, dy=5mm, dz=5mm
Reference Value = 70.68 V/m; Power Drift = 0.01 dB
Peak SAR (extrapolated) = 30.6 W/kg
SAR(1 g) = 14.9 W/kg; SAR(10 g) = 6.67 W/kg
Maximum value of SAR (measured) = 19.6 W/kg

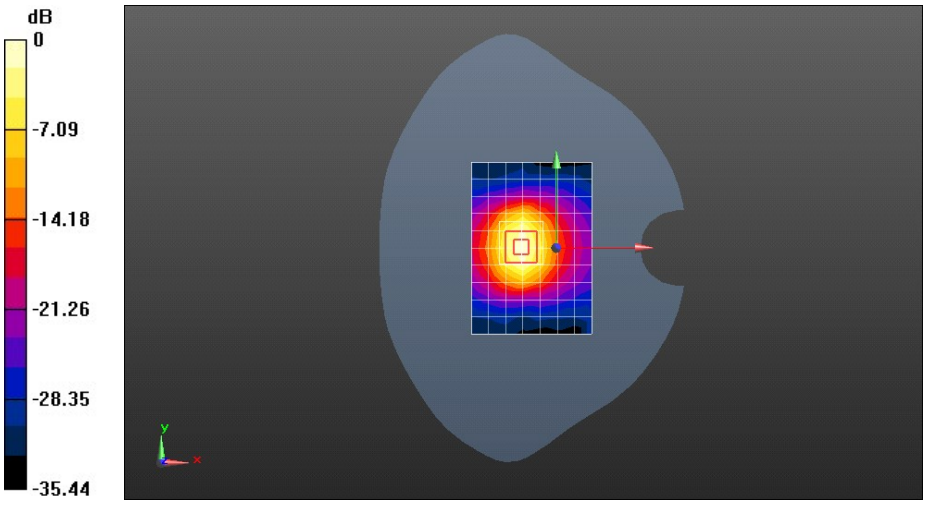

0 dB = 19.8 W/kg = 12.97 dBW/kg