



## ANNEX M: Test Configuration



Picture 1: Left Hand Touch Cheek Position



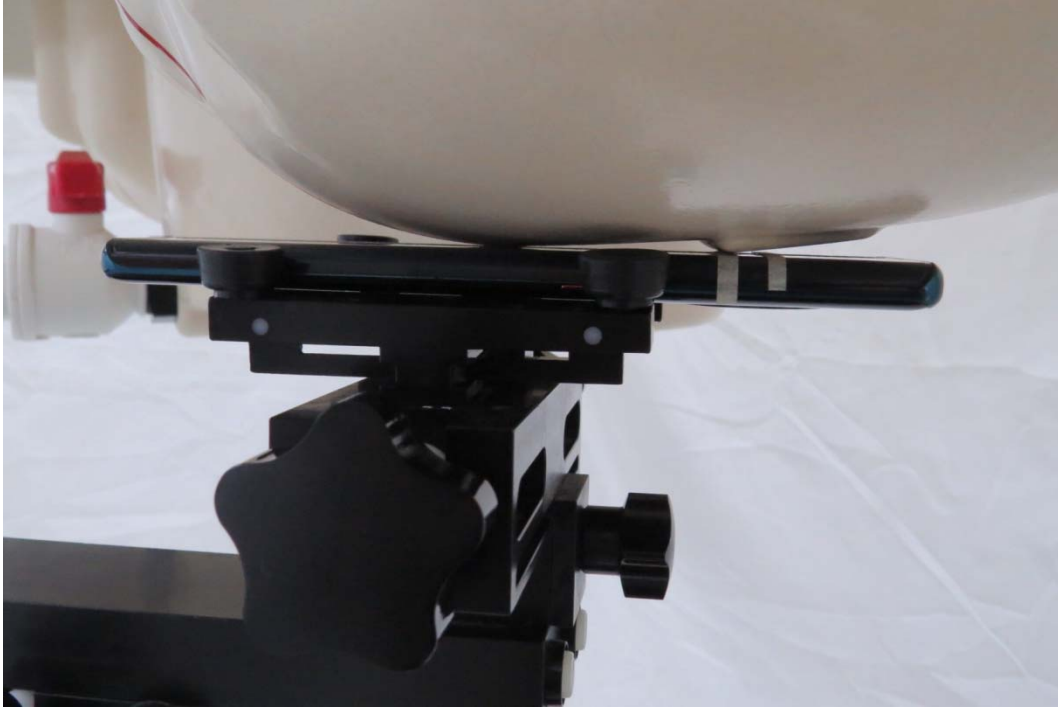
Picture 2: Left Hand Tilt 15 Degree Position



Picture 3: Right Hand Touch Cheek Position



Picture 4: Right Hand Tilt 15 Degree Position



Picture 5: Left Hand Touch Cheek Position (the best acoustic position)



Picture 6: Left Hand Tilt 15 Degree Position (the best acoustic position)



Picture 7: Right Hand Touch Cheek Position (the best acoustic position)




Picture 8: Right Hand Tilt 15 Degree Position (the best acoustic position)



Picture 9: Right Hand Tilt 15 Degree Position (the best acoustic position) (Mobile phone case (matte))



Picture 10: Right Hand Tilt 15 Degree Position (the best acoustic position) (Mobile phone case (transparent))



Picture 11: Back Side, the distance from handset to the bottom of the Phantom is 15mm



Picture 12: Back Side, the distance from handset to the bottom of the Phantom is 15mm (Mobile phone case (matte))



Picture 13: Back Side, the distance from handset to the bottom of the Phantom is 15mm (Mobile phone case (transparent))



Picture 14: Front Side, the distance from handset to the bottom of the Phantom is 15mm




Picture 15: Back Side, the distance from handset to the bottom of the Phantom is 10mm




Picture 16: Front Side, the distance from handset to the bottom of the Phantom is 10mm





Picture 17: Left Side, the distance from handset to the bottom of the Phantom is 10mm




Picture 18: Right Side, the distance from handset to the bottom of the Phantom is 10mm




Picture 19: Top Side, the distance from handset to the bottom of the Phantom is 10mm



Picture 20: Bottom Side, the distance from handset to the bottom of the Phantom is 10mm



Picture 21: Bottom Side, the distance from handset to the bottom of the Phantom is 10mm (Mobile phone case (matte))



Picture 22: Bottom Side, the distance from handset to the bottom of the Phantom is 10mm (Mobile phone case (transparent))



Picture 23: Back Side, the distance from handset to the bottom of the Phantom is 3mm



Picture 24: Bottom Side, the distance from handset to the bottom of the Phantom is 8mm



Picture 25: Back Side, the distance from handset to the bottom of the Phantom is 0mm



Picture 26: Bottom Side, the distance from handset to the bottom of the Phantom is 0mm