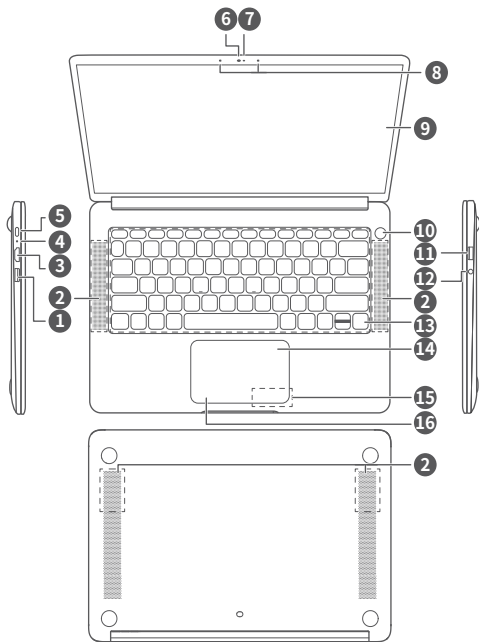


# Getting to know your MateBook



**1** USB 3.0 port

**2** Speakers

**3** HDMI port

**4** Charging indicator

**5** USB Type-C port

**6** Camera


---

<b>7</b>	Camera indicator	<b>8</b>	Microphone
<b>9</b>	Screen	<b>10</b>	Fingerprint sensor power button
<b>11</b>	USB 2.0 port	<b>12</b>	Headset jack
<b>13</b>	Keyboard	<b>14</b>	Touchpad
<b>15</b>	Right key	<b>16</b>	Left key

---

# Initial setup


- ⚠** Charge your MateBook before using it for the first time. Press and hold the power button to turn your MateBook on.



When you use your MateBook for the first time, follow the onscreen instructions to complete the setup.



- Connect to a wireless network
- Log in to your MateBook using a Microsoft account  
Log in with your Microsoft account (such as Outlook.com) to access a range of Microsoft services on your MateBook.
- Set a PIN  
Use your PIN to log in to your MateBook and other apps and services.
- Set up Windows Hello and add a fingerprint  
Featured with a fingerprint sensor power button, you can power on your MateBook by simply pressing the power button with no need of entering password. Quick yet secure.

# Getting started





## Start menu

On the home screen, click  to open the start menu. You can:


- Click  to access the MateBook settings.
- Click  to turn off or restart your MateBook, or enable sleep mode.

## Action center

To launch the action center, click . You can then:

- Quickly access the settings, VPN, and projector screens.
  - Quickly change frequently-used settings (such as airplane mode and screen brightness).
-  Some models feature a touchscreen.

## Charging your MateBook



Your MateBook is pre-installed with an irremovable, rechargeable battery. You can charge your MateBook with the adapter and USB-C charging cable that comes with it. The battery is sufficiently charged when the charging indicator stays steady white.


- The indicator blinks white when the battery level is low or medium.
  - The indicator stays steady white when the battery level is high.
- i** You can charge your MateBook, transfer data, and use DisplayPort with the USB-C port on the left side of your MateBook.

# Features


## One-touch log in. Password free

MateBook features a fingerprint sensor power button. Set your password and PIN in Windows Hello and add your fingerprint. You can then power on and unlock your MateBook by simply pressing the power button with no need of entering password. Quick yet secure.

- Press the power button to log in to your MateBook when it is powered off or in sleep mode.
- Touch the power button to unlock your MateBook when the screen is on.

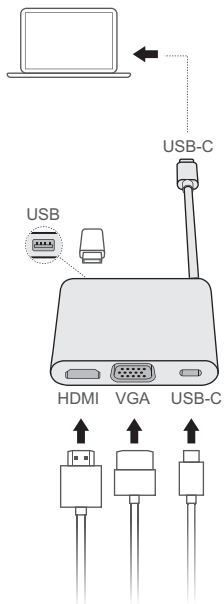
 You can add a maximum of 10 sets of fingerprints.

## Restore to factory settings

 Before restoring to factory settings, backup the data in Disk C and connect your MateBook to the power supply.

Press and hold the F10 during power-on, and access the factory resetting screen. Follow the onscreen instructions to restore your MateBook to factory settings.

# HUAWEI MateDock 2



With MateDock 2, you can use multiple devices and accessories to your MateBook, such as projector, TV, or USB flash drive, to better suit your needs.

# Safety information

This section contains important information about the operation of your device. It also contains information about how to use the device safely. Read this information carefully before using your device.

## Electronic device


Do not use your device if using the device is prohibited. Do not use the device if doing so causes danger or interference with other electronic devices.

## Interference with medical equipment

- Follow rules and regulations set forth by hospitals and health care facilities. Do not use your device where prohibited.
- Some wireless devices may affect the performance of hearing aids or pacemakers. Consult your service provider for more information.
- Pacemaker manufacturers recommend that a minimum distance of 15 cm be maintained between a device and a pacemaker to prevent potential interference with the pacemaker. If using a pacemaker, hold the device on the side opposite the pacemaker and do not carry the device in your front pocket.

## Protecting your hearing when using a headset



-  To prevent possible hearing damage, do not listen at high volume levels for long periods.
- Using a headset at high volumes may damage your hearing. To reduce this risk, lower the headset volume to a safe and comfortable level.
- Exposure to high volumes while driving may cause distraction and increase your risk of an accident.

## Areas with flammables and explosives

- Do not use the device where flammables or explosives are stored (in a gas station, oil depot, or chemical plant, for example). Using your device in these environments



increases the risk of explosion or fire. In addition, follow the instructions indicated in text or symbols.

- Do not store or transport the device in containers with flammable liquids, gases, or explosives.

## **Traffic security**

- Observe local laws and regulations while using the device. To reduce the risk of accidents, do not use your wireless device while driving.
- Concentrate on driving. Your first responsibility is to drive safely.
- RF signals may affect the electronic systems of motor vehicles. For more information, consult the vehicle manufacturer.
- Do not place the device over the air bag or in the air bag deployment area in a motor vehicle. Doing so may hurt you because of the strong force when the air bag inflates.
- Wireless devices may interfere with the airplane's flight system. Do not use your device where wireless devices are not allowed according to the airplane company's regulations.

## **Operating environment**

- Avoid dusty, damp, or dirty environments. Avoid magnetic fields. Using the device in these environments may result in circuit malfunctions.
- Do not use your device during thunderstorms to protect your device against any danger caused by lightning.
- Ideal operating temperatures are 0°C to 35 °C. Ideal storage temperatures are -10°C to +45 °C. Extreme heat or cold may damage your device or accessories.
- Do not expose your device to direct sunlight (such as on a car dashboard) for prolonged periods.
- To protect your device or accessories from fire or electrical shock hazards, avoid rain and moisture.
- Keep the device away from sources of heat and fire, such as a heater, microwave oven, stove, water heater, radiator, or candle.

- Do not place sharp metal objects, such as pins, near the earpiece or speaker. The earpiece may attract these objects and result in injury.
- Stop using your device or applications for a while if the device is overheated. If skin is exposed to an overheated device for an extended period, low temperature burn symptoms, such as red spots and darker pigmentation, may occur.
- Do not touch the device's antenna. Otherwise, communication quality may be reduced.
- Do not allow children or pets to bite or suck the device or accessories. Doing so may result in damage or explosion.
- Observe local laws and regulations, and respect the privacy and legal rights of others.

## **Child's safety**

- Comply with all precautions with regard to child's safety. Letting children play with the device or its accessories may be dangerous. The device includes detachable parts that may present a choking hazard. Keep away from children.
- The device and its accessories are not intended for use by children. Children should only use the device with adult supervision.

## **Accessories**

- Using an unapproved or incompatible power adapter, charger or battery may cause fire, explosion or other hazards.
- Choose only accessories approved for use with this model by the device manufacturer. The use of any other types of accessories may void the warranty, may violate local regulations and laws, and may be dangerous. Please contact your retailer for information about the availability of approved accessories in your area.

## **Charger safety**

- For pluggable devices, the socket-outlet shall be installed near the devices and shall be easily accessible.
- Unplug the charger from electrical outlets and the device when not in use.
- Do not drop or cause an impact to the charger.

- If the power cable is damaged (for example, the cord is exposed or broken), or the plug loosens, stop using it at once. Continued use may lead to electric shocks, short circuits, or fire.
- Do not touch the power cord with wet hands or pull the power cord to disconnect the charger.
- Do not touch the device or the charger with wet hands. Doing so may lead to short circuits, malfunctions, or electric shocks.
- If your charger has been exposed to water, other liquids, or excessive moisture, take it to an authorized service center for inspection.
- Ensure that the charger meets the requirements of Clause 2.5 in IEC60950-1/EN60950-1/UL60950-1 and has been tested and approved according to national or local standards.
- Connect the device only to products with the USB-IF logo or with USB-IF compliance program completion.

## **Battery safety**

- Do not connect battery poles with conductors, such as keys, jewelry, or other metal materials. Doing so may short-circuit the battery and cause injuries or burns.
- Keep the battery away from excessive heat and direct sunlight. Do not place it on or in heating devices, such as microwave ovens, stoves, or radiators. Batteries may explode if overheated.
- Do not attempt to modify or remanufacture the battery, insert foreign objects into it, or immerse or expose it to water or other liquids. Doing so may lead to fire, explosion, or other hazards.
- If the battery leaks, ensure that the electrolyte does not make direct contact with your skins or eyes. If the electrolyte touches your skins or splashes into your eyes, immediately flush with clean water and consult a doctor.
- In case of battery deformation, color change, or overheating while charging or storing, immediately stop using the device and remove the battery. Continued use may lead to battery leakage, fire, or explosion.

- Do not put batteries in fire as they may explode. Damaged batteries may also explode.
- Dispose of used batteries in accordance with local regulations. Improper battery use may lead to fire, explosion, or other hazards.
- Do not allow children or pets to bite or suck the battery. Doing so may result in damage or explosion.
- Do not smash or pierce the battery, or expose it to high external pressure. Doing so may lead to a short circuit or overheating.
- Do not drop the device or battery. If the device or battery is dropped, especially on a hard surface, it may be damaged.
- If the device standby time shortens significantly, replace the battery.
- The device has a built-in, non-removable battery. Do not attempt to remove the battery, otherwise the device may be damaged. To replace the battery, take the device to an authorized service center.
- Use the battery only with a charging system that is IEEE-Std-1725 standard qualified. The use of an unqualified battery or charger may lead to fire, explosion, leakage, or other hazards.
- Replace the battery only with an IEEE-Std-1725 standard qualified battery. The use of an unqualified battery may lead to fire, explosion, leakage, or other hazards.
- Do not disassemble or open, crush, bend or deform, puncture or shred the battery. Otherwise, it may lead to electrolyte leakage, overheating, fire, or explosion.
- Do not solder battery poles or dismantle the battery. Doing so may lead to electrolyte leakage, excessive heat, fire, or explosion.

## **Cleaning and maintenance**

- Keep the device and accessories dry. Do not attempt to dry it with an external heat source, such as a microwave oven or hair dryer.
- Do not expose your device or accessories to extreme heat or cold. These environments may interfere with proper function and may lead to fire or explosion.

- Avoid collision, which may lead to device malfunctions, overheating, fire, or explosion.
- Before you clean or maintain the device, stop using it, stop all applications, and disconnect all cables connected to it.
- Do not use any chemical detergent, powder, or other chemical agents (such as alcohol and benzene) to clean the device or accessories. These substances may cause damage to parts or present a fire hazard. Use a clean, soft, and dry cloth to clean the device and accessories.
- Do not place magnetic stripe cards, such as credit cards and phone cards, near the device for extended periods of time. Otherwise the magnetic stripe cards may be damaged.
- Do not dismantle or remanufacture the device and its accessories. This voids the warranty and releases the manufacturer from liability for damage. In case of damage, contact an authorized service center for assistance or repair.
- If the device screen is broken in a collision, immediately stop using the device. Do not touch or attempt to remove the broken parts. Promptly contact an authorized service center.

## Environmental protection

- The device and its accessories (if included), such as the power adapter, headset, and battery should not be disposed of with household garbage.
- Disposal of the device and its accessories is subject to local regulations. Support proper collection and recycling.

## Disposal and recycling information



The crossed-out wheeled-bin symbol on your product, battery, literature or packaging reminds you that all electronic products and batteries must be taken to separate waste collection points at the end of their working lives; they must not be disposed of in the normal waste stream with household garbage. It is the responsibility of the user to dispose of the

equipment using a designated collection point or service for separate recycling of waste electrical and electronic equipment (WEEE) and batteries according to local laws. Proper collection and recycling of your equipment helps ensure electrical and electronic equipment (EEE) waste is recycled in a manner that conserves valuable materials and protects human health and the environment, improper handling, accidental breakage, damage, and/or improper recycling at the end of its life may be harmful for health and environment. For more information about where and how to drop off your EEE waste, please contact your local authorities, retailer or household waste disposal service or visit the website <http://consumer.huawei.com/en/>.

## **Reduction of hazardous substances**

This device and its electrical accessories are compliant with local applicable rules on the restriction of the use of certain hazardous substances in electrical and electronic equipment, such as EU REACH, RoHS and Batteries (where included) regulations. For declarations of conformity about REACH and RoHS, please visit our web site <http://consumer.huawei.com/certification>.

## **EU regulatory conformance**

### **Body worn operation**

The device complies with RF specifications when used at a distance of 0.0 cm from your body. Ensure that the device accessories, such as a device case and device holster, are not composed of metal components. Keep the device away from your body to meet the distance requirement.

### **Certification information (SAR)**

This device meets guidelines for exposure to radio waves.

Your device is a low-power radio transmitter and receiver. As recommended by international guidelines, the device is designed not to exceed the limits for exposure to radio waves. These guidelines were developed by the International Commission on Non-ionizing Radiation Protection (ICNIRP), an independent scientific organization, and include safety measures designed to ensure the safety of all users, regardless of age and health.

The Specific Absorption Rate (SAR) is the unit of measurement for the amount of radio frequency energy absorbed by the body when using a device. The SAR value is

determined at the highest certified power level in laboratory conditions, but the actual SAR level during operation can be well below the value. This is because the device is designed to use the minimum power required to reach the network.

The SAR limit adopted by Europe is 2.0 W/kg averaged over 10 grams of tissue, and the highest SAR value for this device complies with this limit.

The highest SAR value reported for this device type when tested in portable exposure conditions is 0.294 W/kg.

### **Statement**

Hereby, Huawei Technologies Co., Ltd. declares that this device is in compliance with the essential requirements and other relevant provisions of Directive 2014/53/EU.

The most recent and valid version of the DoC (Declaration of Conformity) can be viewed at <http://consumer.huawei.com/certification>.

This device may be operated in all member states of the EU.

Observe national and local regulations where the device is used.

This device may be restricted for use, depending on the local network.

### **Restrictions in the 2.4 GHz band:**

**Norway:** This subsection does not apply for the geographical area within a radius of 20 km from the centre of Ny-Ålesund.

### **Restrictions in the 5 GHz band:**

According to Article 10 (10) of Directive 2014/53/EU, the packaging shows that this radio equipment will be subject to some restrictions when placed on the market in Belgium (BE), Bulgaria (BG), the Czech Republic (CZ), Denmark (DK), Germany (DE), Estonia (EE), Ireland (IE), Greece (EL), Spain (ES), France (FR), Croatia (HR), Italy (IT), Cyprus (CY), Latvia (LV), Lithuania (LT), Luxembourg (LU), Hungary (HU), Malta (MT), Netherlands (NL), Austria (AT), Poland (PL), Portugal (PT), Romania (RO), Slovenia (SI), Slovakia (SK), Finland (FI), Sweden (SE), the United Kingdom (UK), Turkey (TR), Norway (NO), Switzerland (CH), Iceland (IS), and Liechtenstein (LI).

The WLAN function for this device is restricted to indoor use only when operating in the 5150 to 5350 MHz frequency range.

## Frequency Bands and Power

(a) Frequency bands in which the radio equipment operates: Some bands may not be available in all countries or all areas. Please contact the local carrier for more details.

(b) Maximum radio-frequency power transmitted in the frequency bands in which the radio equipment operates: The maximum power for all bands is less than the highest limit value specified in the related Harmonized Standard.

The frequency bands and transmitting power (radiated and/or conducted) nominal limits applicable to this radio equipment are as follows: Bluetooth: 20 dBm Wi-Fi 2.4G: 20 dBm Wi-Fi 5G: 5150-5350: 23 dBm, 5470-5725: 30dBm.

## Accessories and Software Information

Some accessories are optional in certain countries or regions. Optional accessories can be purchased from a licensed vendor as required. The following accessories are recommended:

Adapters: HW-200325XX0 (X represents the different plug types used, which can be either C, U, J, E, B, A, I, R, Z or K, depending on your region)

Batteries: HB4593R1ECW

The product software version is 2.3.07(C001)Software updates will be released by the manufacturer to fix bugs or enhance functions after the product has been released. All software versions released by the manufacturer have been verified and are still compliant with the related rules.

All RF parameters (for example, frequency range and output power) are not accessible to the user, and cannot be changed by the user.

For the most recent information about accessories and software, please see the DoC (Declaration of Conformity) at <http://consumer.huawei.com/certification>.

## ErP Product Information

Huawei Technologies Co., Ltd. hereby declares that its products conform to the Energy-related Products Directive (ErP) 2009/125/EC. For detailed ErP information and the user manuals required by Commission Regulation (EU) No 801/2013, please visit: <http://consumer.huawei.com/en/certification>.



## **FCC Regulatory Compliance**

### **Body worn operation**

The device complies with RF specifications when used at a distance of 0.0 cm from your body. Ensure that the device accessories, such as a device case and device holster, are not composed of metal components. Keep the device away from your body to meet the distance requirement.

### **Certification information (SAR)**

This device is also designed to meet the requirements for exposure to radio waves established by the Federal Communications Commission (USA).

The SAR limit adopted by the USA is 1.6 W/kg averaged over one gram of tissue. The highest SAR value reported to the FCC for this device type complies with this limit.

The highest SAR value reported to the FCC for this device type when using in portable exposure conditions is 0.54 W/kg.

### **FCC statement**

This equipment has been tested and found to comply with the limits for a Class B digital device, pursuant to Part 15 of the FCC Rules. These limits are designed to provide reasonable protection against harmful interference in a residential installation. This equipment generates, uses and can radiate radio frequency energy and, if not installed and used in accordance with the instructions, may cause harmful interference to radio communications. However, there is no guarantee that interference will not occur in a particular installation. If this equipment does cause harmful interference to radio or television reception, which can be determined by turning the equipment off and on, the user is encouraged to try to correct the interference by one or more of the following measures:

- Reorient or relocate the receiving antenna.
- Increase the separation between the equipment and receiver.
- Connect the equipment into an outlet on a circuit different from that to which the receiver is connected.
- Consult the dealer or an experienced radio/TV technician for help.

This device complies with Part 15 of the FCC Rules. Operation is subject to the following two conditions: (1) this device may not cause harmful interference, and (2) this device

must accept any interference received, including interference that may cause undesired operation.

**Caution:** Any changes or modifications to this device not expressly approved by Huawei Technologies Co., Ltd. for compliance could void the user's authority to operate the equipment.

### **Restrictions in the 5 GHz band:**

Within the 5.15 to 5.25 GHz band, UNII devices will be restricted to indoor operations to reduce any potential for harmful interference to co-channel Mobile Satellite System (MSS) operations.

## **Industry Canada compliance**

### **Body worn operation**

The device complies with RF specifications when used at a distance of 0.0 cm from your body. Ensure that the device accessories, such as a device case and device holster, are not composed of metal components. Keep the device away from your body to meet the distance requirement.

### **Certification information (SAR)**

This device is also designed to meet the requirements for exposure to radio waves established by the Industry Canada.

The SAR limit adopted by Canada is 1.6 W/kg averaged over one gram of tissue. The highest SAR value reported to the IC for this device type complies with this limit.

The highest SAR value reported to the IC for this device type when using in portable exposure conditions is 0.54 W/kg.

### **IC Statement**

This device complies with CAN ICES-3 (B)/NMB-3(B).

This device complies with Industry Canada licence-exempt RSS standard(s). Operation is subject to the following two conditions: (1) this device may not cause interference, and (2) this device must accept any interference, including interference that may cause undesired operation of the device.

### **Restrictions in the 5 GHz band:**

Within the 5.15 to 5.25 GHz band, UNII devices will be restricted to indoor operations to reduce any potential for harmful interference to co-channel Mobile Satellite System (MSS) operations.

## **Conformité à Industrie Canada**

### **Conformité aux réglementations d'Industrie Canada (concerne uniquement XXXXX)**

#### **Fonctionnement sur soi**

Le téléphone est conforme aux spécifications RF s'il est utilisé à une distance de 0.0 cm de votre corps. Assurez-vous que les accessoires du téléphone, comme un étui ou un porte-étui, ne contiennent pas de métal. Gardez l'appareil loin de votre corps afin de satisfaire à l'exigence relative à la distance.

#### **Informations de certification (DAS)**

Cet appareil est également conçu pour satisfaire aux exigences concernant l'exposition aux ondes radioélectriques établies par Industrie Canada.

Le seuil du DAS adopté par le Canada est de 1,6 W/kg pour 1 g de tissu. La plus grande valeur de DAS signalée à IC pour ce type d'appareil ne dépasse pas ce seuil.

La valeur maximale de DAS signalée à IC pour ce type d'appareil lors du test dans des conditions d'exposition portative est de 0.54 W/kg.

#### **Déclaration d'Industrie Canada**

Cet appareil est conforme à la norme CAN ICES-3 (B)/NMB-3 (B).

Le présent appareil est conforme aux CNR d'Industrie Canada applicables aux appareils radio exempts de licence. Son fonctionnement est soumis aux conditions suivantes : (1) l'appareil ne doit pas causer d'interférence et (2) l'appareil doit accepter toute interférence, y compris une interférence pouvant entraîner un fonctionnement non désiré.

#### **Restrictions dans la bande de 5 GHz**

Dans la bande de 5,15 à 5,25 GHz, les appareils UNII seront restreints aux opérations intérieures pour réduire toute possibilité d'interférence pouvant nuire aux opérations du Système satellite mobile dans le même canal (MSS).

#### **Restrictions pour la bande de 5 GHz (concerne uniquement XXXXX) :**

Dans la bande de fréquence comprise entre 5,15 GHz et 5,25 GHz, les appareils UNII sont limités à une utilisation en intérieur afin de réduire toute interférence nuisible potentielle avec le fonctionnement dans le même canal qu'un système mobile par satellite (SMS).

# Personal Information and Data Security

The use of some functions or third-party applications on your device could result in your personal information and data being lost or becoming accessible to others. Use the following measures to help you protect your personal information:

- Put your device in a safe place to prevent unauthorized use.
- Set your device screen to lock and set a password or unlock pattern.
- Periodically back up personal information stored on your memory card, or your device memory. If you change to a different device, be sure to move or delete any personal information on your old device.
- Do not open messages or emails from strangers to prevent your device from becoming infected with a virus.
- When using your device to browse the Internet, do not visit websites that might pose a security risk to avoid your personal information from being stolen.
- If you use services such as the portable Wi-Fi hotspot or Bluetooth, set passwords for these services to prevent unauthorized access. Turn these services off when they are not in use.
- Install device security software and regularly scan for viruses.
- Be sure to obtain third-party applications from a legitimate source. Downloaded third-party applications should be scanned for viruses.
- Install security software or patches released by Huawei or authorized third-party application providers.
- Using unauthorized third-party software to update your device may damage your device or put your personal information at risk. It is recommended that you update through your device's online update feature or download official update packages for your device model from Huawei.
- Some applications require and transmit location information. As a result, a third-party may be able to share your location information.

- Some third-party application providers may collect detection and diagnostic information on your device to improve their products and services.

# Legal Notice

**Copyright © Huawei Technologies Co., Ltd. 2017. All rights reserved.**

No part of this manual may be reproduced or transmitted in any form or by any means without prior written consent of Huawei Technologies Co., Ltd. and its affiliates ("Huawei").

The product described in this manual may include copyrighted software of Huawei and possible licensors. Customers shall not in any manner reproduce, distribute, modify, decompile, disassemble, decrypt, extract, reverse engineer, lease, assign, or sublicense the said software, unless such restrictions are prohibited by applicable laws or such actions are approved by respective copyright holders.

## Trademarks and Permissions



**HUAWEI HUAWEI**



and are trademarks or registered trademarks of Huawei Technologies Co., Ltd.

Manufactured under license from Dolby Laboratories. Dolby and the double-D symbol are registered trademarks of Dolby Laboratories.

The *Bluetooth*<sup>®</sup> word mark and logos are registered trademarks owned by *Bluetooth SIG, Inc.* and any use of such marks by Huawei Technologies Co., Ltd. is under license.

Wi-Fi<sup>®</sup>, the Wi-Fi CERTIFIED logo, and the Wi-Fi logo are trademarks of Wi-Fi Alliance. HDMI, the HDMI Logo, and High-Definition Multimedia Interface are trademarks or registered trademarks of HDMI Licensing LLC in the United States and other countries. Microsoft and Windows are trademarks of the Microsoft group of companies.

ENERGY STAR<sup>®</sup> MARK

For information related to ENERGY STAR<sup>®</sup>, please visit the website [www.energystar.gov](http://www.energystar.gov). Other trademarks, product, service and company names mentioned may be the property of their respective owners.

## **Notice**

Some features of the product and its accessories described herein rely on the software installed, capacities and settings of local network, and therefore may not be activated or may be limited by local network operators or network service providers.

Thus, the descriptions herein may not exactly match the product or its accessories which you purchase.

Huawei reserves the right to change or modify any information or specifications contained in this manual without prior notice and without any liability.

## **Third-Party Software Statement**

Huawei does not own the intellectual property of the third-party software and applications that are delivered with this product. Therefore, Huawei will not provide any warranty of any kind for third party software and applications. Neither will Huawei provide support to customers who use third-party software and applications, nor be responsible or liable for the functions or performance of third-party software and applications.

Third-party software and applications services may be interrupted or terminated at any time, and Huawei does not guarantee the availability of any content or service. Third-party service providers provide content and services through network or transmission tools outside of the control of Huawei. To the greatest extent permitted by applicable law, it is explicitly stated that Huawei shall not compensate or be liable for services provided by third-party service providers, or the interruption or termination of third-party contents or services.

Huawei shall not be responsible for the legality, quality, or any other aspects of any software installed on this product, or for any uploaded or downloaded third-party works in any form, including but not limited to texts, images, videos, or software etc. Customers shall bear the risk for any and all effects, including incompatibility between the software and this product, which result from installing software or uploading or downloading the third-party works.

## **DISCLAIMER**

ALL CONTENTS OF THIS MANUAL ARE PROVIDED "AS IS". EXCEPT AS REQUIRED BY APPLICABLE LAWS, NO WARRANTIES OF ANY KIND, EITHER EXPRESS OR IMPLIED,



INCLUDING BUT NOT LIMITED TO, THE IMPLIED WARRANTIES OF MERCHANTABILITY AND FITNESS FOR A PARTICULAR PURPOSE, ARE MADE IN RELATION TO THE ACCURACY, RELIABILITY OR CONTENTS OF THIS MANUAL.

TO THE MAXIMUM EXTENT PERMITTED BY APPLICABLE LAW, IN NO EVENT SHALL HUAWEI BE LIABLE FOR ANY SPECIAL, INCIDENTAL, INDIRECT, OR CONSEQUENTIAL DAMAGES, OR LOSS OF PROFITS, BUSINESS, REVENUE, DATA, GOODWILL SAVINGS OR ANTICIPATED SAVINGS REGARDLESS OF WHETHER SUCH LOSSES ARE FORSEEABLE OR NOT.

THE MAXIMUM LIABILITY (THIS LIMITATION SHALL NOT APPLY TO LIABILITY FOR PERSONAL INJURY TO THE EXTENT APPLICABLE LAW PROHIBITS SUCH A LIMITATION) OF HUAWEI ARISING FROM THE USE OF THE PRODUCT DESCRIBED IN THIS MANUAL SHALL BE LIMITED TO THE AMOUNT PAID BY CUSTOMERS FOR THE PURCHASE OF THIS PRODUCT.

## **Import and Export Regulations**

Customers shall comply with all applicable export or import laws and regulations and be responsible to obtain all necessary governmental permits and licenses in order to export, re-export or import the product mentioned in this manual including the software and technical data therein.

## **Privacy Policy**

To better understand how we protect your personal information, please see the privacy policy at <http://consumer.huawei.com/privacy-policy>.

## **For More Help**

Please visit <http://consumer.huawei.com/en/support/hotline> for recently updated hotline and email address in your country or region.

The figures in this guide are provided for your reference only. The appearance and display features may vary slightly depending on the actual product version.