Appendix A. System Check Plots

Table of contents
SystemPerformanceCheck-D835-EX-Head
SystemPerformanceCheck-D835-EX-Body
SystemPerformanceCheck-D1900-EX-Head
SystemPerformanceCheck-D1900-EX-Body
SystemPerformanceCheck-D2450-EX-Head
SystemPerformanceCheck-D2450-EX-Body

Date/Time: 2012-11-7 22:41:03

Test Laboratory: HUAWEI SAR/HAC Lab

SystemPerformanceCheck-D835-EX-Head

DUT: Dipole 835 MHz D835V2; Type: D835V2; Serial: D835V2 - SN:4d126

Communication System: CW; Frequency: 835 MHz;Duty Cycle: 1:1
Medium parameters used: f = 835 MHz; σ = 0.927 mho/m; ε_r = 41.799; ρ = 1000 kg/m^3
Phantom section: Flat Section

DASY Configuration:

- Probe: EX3DV4 - SN3736; ConvF(9.01, 9.01, 9.01); Calibrated: 2012-4-26;
- Sensor-Surface: 4mm (Mechanical Surface Detection), z = 1.0, 31.0
- Electronics: DAE4 Sn852; Calibrated: 2011-11-16
- Phantom: SAM1; Type: SAM; Serial: TP-1475
- DASY52 52.8.3(988); SEMCAD X 14.6.7(6848)

Configuration/d=15mm,pin=250mW/Area Scan (6x13x1): Measurement grid: dx=15mm, dy=15mm
Maximum value of SAR (measured) = 2.42 W/kg

Configuration/d=15mm,pin=250mW/Zoom Scan (7x7x7)/Cube 0: Measurement grid: dx=5mm, dy=5mm, dz=5mm
Reference Value = 52.815 V/m; Power Drift = -0.21 dB
Peak SAR (extrapolated) = 3.58 W/kg
SAR(1 g) = 2.41 W/kg; SAR(10 g) = 1.59 W/kg
Maximum value of SAR (measured) = 2.60 W/kg

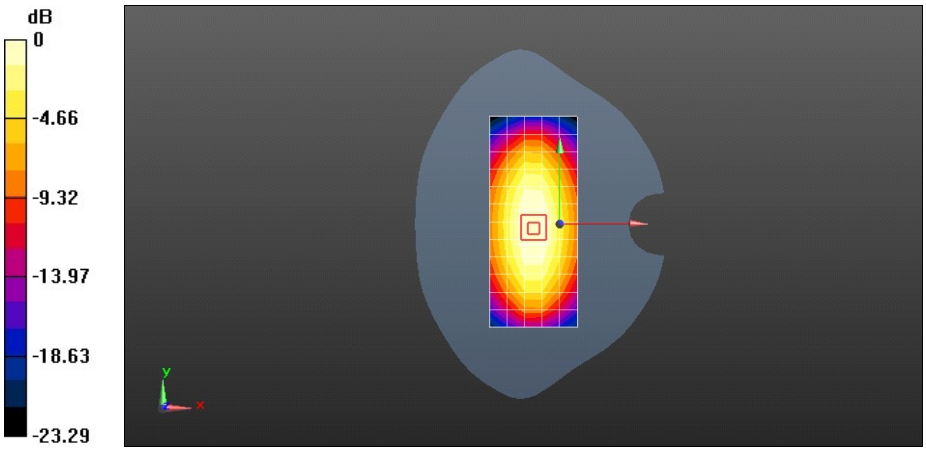

0 dB = 2.42 W/kg = 3.83 dBW/kg

Date/Time: 2012-11-7 9:22:16

Test Laboratory: HUAWEI SAR/HAC Lab

SystemPerformanceCheck-D835-EX-Body

DUT: Dipole 835 MHz D835V2; Type: D835V2; Serial: D835V2 - SN:4d126

Communication System: CW; Frequency: 835 MHz;Duty Cycle: 1:1
Medium parameters used: f = 835 MHz; σ = 0.984 mho/m; ε_r = 55.495; ρ = 1000 kg/m^3
Phantom section: Flat Section

DASY Configuration:

- Probe: EX3DV4 - SN3736; ConvF(8.98, 8.98, 8.98); Calibrated: 2012-4-26;
- Sensor-Surface: 4mm (Mechanical Surface Detection), z = 1.0, 31.0
- Electronics: DAE4 Sn852; Calibrated: 2011-11-16
- Phantom: SAM1; Type: SAM; Serial: TP-1475
- DASY52 52.8.3(988); SEMCAD X 14.6.7(6848)

Configuration/d=15mm,pin=250mW/Area Scan (6x13x1): Measurement grid: dx=15mm, dy=15mm
Maximum value of SAR (measured) = 2.74 W/kg

Configuration/d=15mm,pin=250mW/Zoom Scan (7x7x7)/Cube 0: Measurement grid: dx=5mm, dy=5mm, dz=5mm
Reference Value = 39.449 V/m; Power Drift = 0.15 dB
Peak SAR (extrapolated) = 3.88 W/kg
SAR(1 g) = 2.61 W/kg; SAR(10 g) = 1.7 W/kg
Maximum value of SAR (measured) = 2.82 W/kg

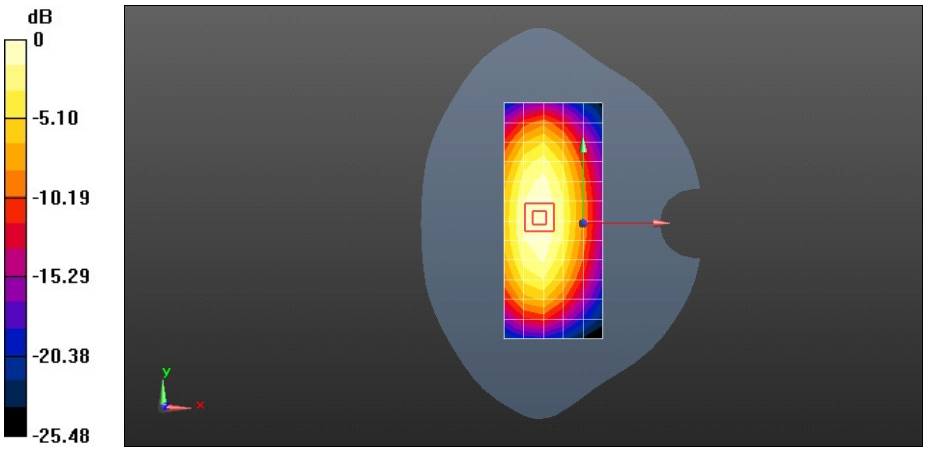

0 dB = 2.74 W/kg = 4.38 dBW/kg

Date/Time: 2012-11-8 2:03:00

Test Laboratory: HUAWEI SAR/HAC Lab

SystemPerformanceCheck-D1900-EX-Head

DUT: Dipole 1900 MHz D1900V2; Type: D1900V2; Serial: D1900V2 - SN:5d143

Communication System: CW; Frequency: 1900 MHz;Duty Cycle: 1:1
Medium parameters used: f = 1900 MHz; σ = 1.43 mho/m; ε_r = 40.185; ρ = 1000 kg/m^3
Phantom section: Flat Section

DASY Configuration:

- Probe: EX3DV4 - SN3736; ConvF(7.67, 7.67, 7.67); Calibrated: 2012-4-26;
- Sensor-Surface: 4mm (Mechanical Surface Detection), z = 1.0, 31.0
- Electronics: DAE4 Sn852; Calibrated: 2011-11-16
- Phantom: SAM 2; Type: SAM; Serial: TP-1474
- DASY52 52.8.3(988); SEMCAD X 14.6.7(6848)

Configuration/d=10mm, Pin=250mW/Area Scan (7x10x1): Measurement grid: dx=15mm, dy=15mm
Maximum value of SAR (measured) = 9.14 W/kg

Configuration/d=10mm, Pin=250mW/Zoom Scan (7x7x7) (7x7x7)/Cube 0: Measurement grid: dx=5mm, dy=5mm, dz=5mm
Reference Value = 82.750 V/m; Power Drift = 0.17 dB
Peak SAR (extrapolated) = 19.1 W/kg
SAR(1 g) = 9.88 W/kg; SAR(10 g) = 5 W/kg
Maximum value of SAR (measured) = 11.1 W/kg

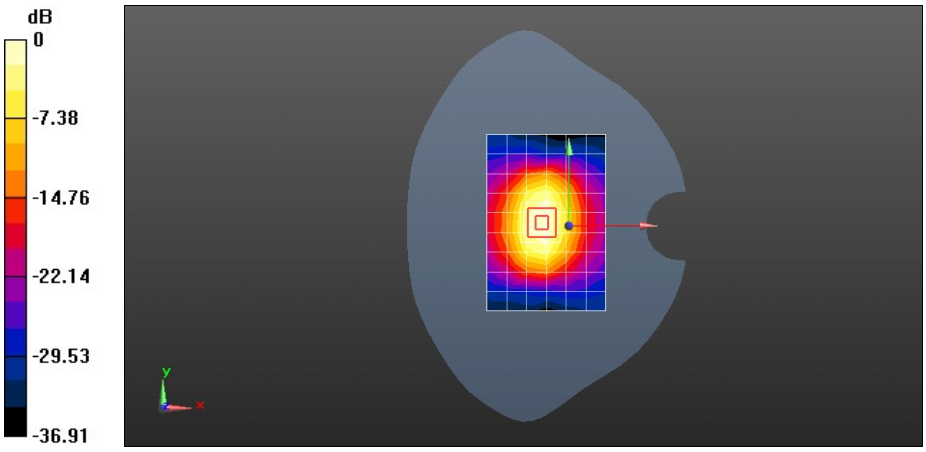

0 dB = 9.14 W/kg = 9.61 dBW/kg

Date/Time: 2012-11-8 17:20:36

Test Laboratory: HUAWEI SAR/HAC Lab

SystemPerformanceCheck-D1900-EX-Body

DUT: Dipole 1900 MHz D1900V2; Type: D1900V2; Serial: D1900V2 - SN:5d143

Communication System: CW; Frequency: 1900 MHz;Duty Cycle: 1:1
Medium parameters used: f = 1900 MHz; σ = 1.503 mho/m; ε_r = 53.542; ρ = 1000 kg/m^3
Phantom section: Flat Section

DASY Configuration:

- Probe: EX3DV4 - SN3736; ConvF(7.14, 7.14, 7.14); Calibrated: 2012-4-26;
- Sensor-Surface: 4mm (Mechanical Surface Detection), z = 1.0, 31.0
- Electronics: DAE4 Sn852; Calibrated: 2011-11-16
- Phantom: SAM 2; Type: SAM; Serial: TP-1474
- DASY52 52.8.3(988); SEMCAD X 14.6.7(6848)

Configuration/d=10mm, Pin=250mW/Area Scan (7x10x1): Measurement grid: dx=15mm, dy=15mm
Maximum value of SAR (measured) = 10.7 W/kg

Configuration/d=10mm, Pin=250mW/Zoom Scan (7x7x7) (7x7x7)/Cube 0: Measurement grid: dx=5mm, dy=5mm, dz=5mm
Reference Value = 87.060 V/m; Power Drift = -0.08 dB
Peak SAR (extrapolated) = 21.9 W/kg
SAR(1 g) = 10.2 W/kg; SAR(10 g) = 5.15 W/kg
Maximum value of SAR (measured) = 12.2 W/kg

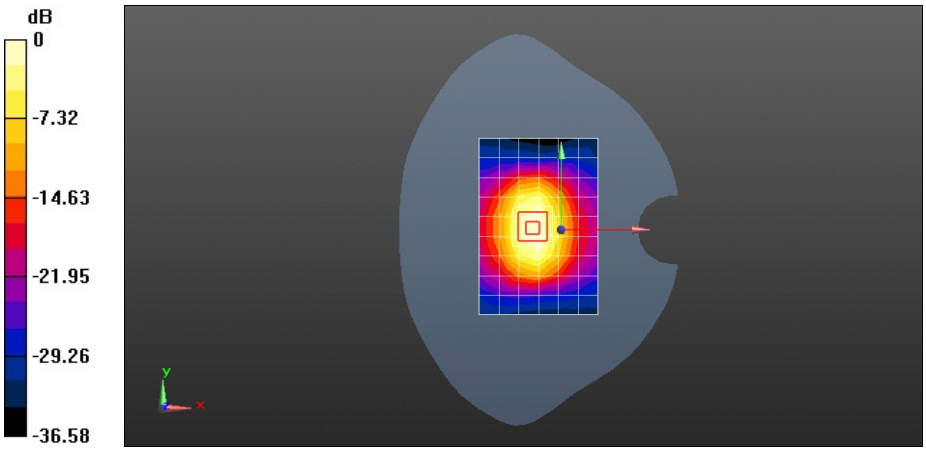

0 dB = 10.7 W/kg = 10.28 dBW/kg

Date/Time: 2012-11-8 8:47:49

Test Laboratory: HUAWEI SAR/HAC Lab

SystemPerformanceCheck-D2450-EX-Head

DUT: Dipole 2450 MHz D2450V2; Type: D2450V2; Serial: D2450V2 - SN:860

Communication System: CW; Frequency: 2450 MHz;Duty Cycle: 1:1
Medium parameters used: f = 2450 MHz; σ = 1.814 mho/m; ε_r = 39.638; ρ = 1000 kg/m^3
Phantom section: Flat Section

DASY Configuration:

- Probe: EX3DV4 - SN3736; ConvF(6.78, 6.78, 6.78); Calibrated: 2012-4-26;
- Sensor-Surface: 4mm (Mechanical Surface Detection), z = 1.0, 31.0
- Electronics: DAE4 Sn852; Calibrated: 2011-11-16
- Phantom: SAM 2; Type: SAM; Serial: TP-1474
- DASY52 52.8.3(988); SEMCAD X 14.6.7(6848)

Configuration/d=10mm, Pin=250mW/Area Scan (6x8x1): Measurement grid: dx=15mm, dy=15mm
Maximum value of SAR (measured) = 13.3 W/kg

Configuration/d=10mm, Pin=250mW/Zoom Scan (7x7x7) (7x7x7)/Cube 0: Measurement grid: dx=5mm, dy=5mm, dz=5mm
Reference Value = 91.784 V/m; Power Drift = 0.12 dB
Peak SAR (extrapolated) = 32.4 W/kg
SAR(1 g) = 14.4 W/kg; SAR(10 g) = 6.44 W/kg
Maximum value of SAR (measured) = 16.1 W/kg

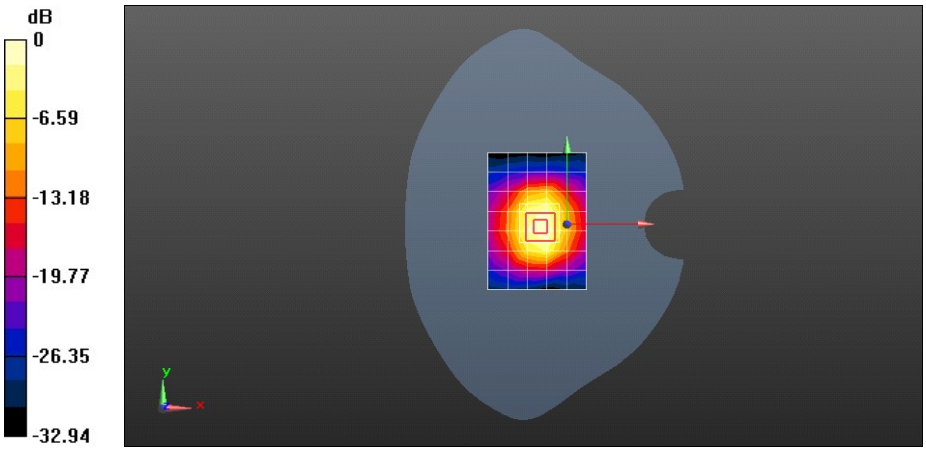

0 dB = 13.3 W/kg = 11.25 dBW/kg

Date/Time: 2012-11-8 12:16:27

Test Laboratory: HUAWEI SAR/HAC Lab

SystemPerformanceCheck-D2450-EX-Body

DUT: Dipole 2450 MHz D2450V2; Type: D2450V2; Serial: D2450V2 - SN:860

Communication System: CW; Frequency: 2450 MHz;Duty Cycle: 1:1
Medium parameters used: f = 2450 MHz; σ = 2.005 mho/m; ε_r = 52.51; ρ = 1000 kg/m^3
Phantom section: Flat Section

DASY Configuration:

- Probe: EX3DV4 - SN3736; ConvF(6.85, 6.85, 6.85); Calibrated: 2012-4-26;
- Sensor-Surface: 4mm (Mechanical Surface Detection), z = 1.0, 31.0
- Electronics: DAE4 Sn852; Calibrated: 2011-11-16
- Phantom: SAM1; Type: SAM; Serial: TP-1475
- DASY52 52.8.3(988); SEMCAD X 14.6.7(6848)

Configuration/d=10mm, Pin=250mW/Area Scan (5x8x1): Measurement grid: dx=15mm, dy=15mm
Maximum value of SAR (measured) = 9.65 W/kg

Configuration/d=10mm, Pin=250mW/Zoom Scan (7x7x7) (7x7x7)/Cube 0: Measurement grid: dx=5mm, dy=5mm, dz=5mm
Reference Value = 47.487 V/m; Power Drift = 0.07 dB
Peak SAR (extrapolated) = 28.5 W/kg
SAR(1 g) = 13.2 W/kg; SAR(10 g) = 5.88 W/kg
Maximum value of SAR (measured) = 15.2 W/kg

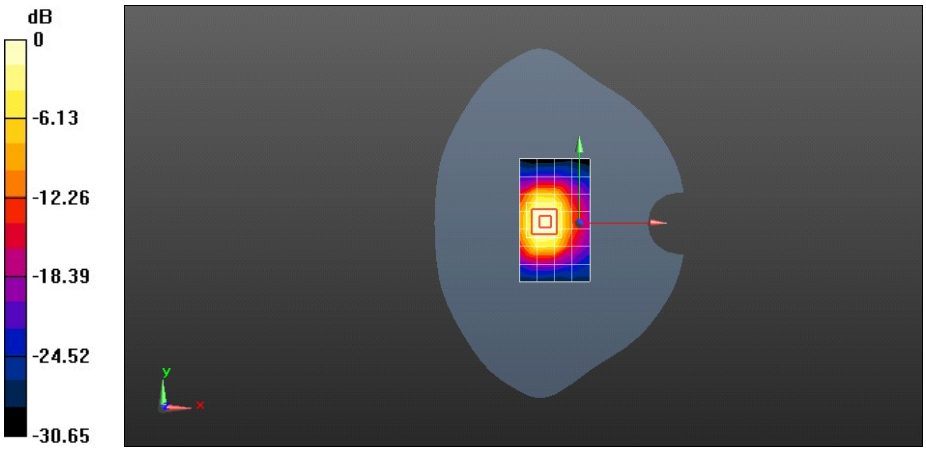

0 dB = 9.65 W/kg = 9.84 dBW/kg