



Part 15 Subpart C -Test Setup Photograph


Description: Conducted Emission Test Setup




Description: Radiated Emission Test Setup for Below 1GHz




Description: Radiated Emission Test Setup for 1~18GHz




Description: Radiated Emission Test Setup for Above 18GHz



Description: Conducted Emission Test Setup




Description : Radiated Emission Test Setup for Below 1GHz



Description : Radiated Emission Test Setup for 1~18GHz




Description : Radiated Emission Test Setup for Above 18GHz




FCC Part22 Subpart H, FCC Part24 Subpart E -Test Photograph

Description: ERP Test Setup



Description: Substitution Antenna for ERP Test



Description: EIRP Test Setup




Description: Substitution Antenna for EIRP Test




SAR-Test Setup Photographs


Test Setup Photographs




Left-Cheek Touch




Left-Tilt 15°




Right-Cheek Touch




Right-Tilt 15°



Body SAR Back 15mm



Body SAR Front 15mm



Body SAR Back 15mm with Headset



Depth of the liquid in the phantom – Zoom in

Note: The position used in the measurements were according to IEEE 1528 - 2003