



Test Photograph for 22&24


Description: ERP Test Setup



Description: Substitution Antenna for ERP Test



Description: EIRP Test Setup



Description: Substitution Antenna for EIRP Test




Test Setup Photograph for Part 15.247(BT)

Description: Conducted Emission Test Setup




Description: Radiated Emission Test Setup for Below 30MHz




Description: Radiated Emission Test Setup for Below 1GHz




Description: Radiated Emission Test Setup for 1~18GHz




Description: Radiated Emission Test Setup for Above 18GHz




Test Setup Photographs for SAR




Left-Cheek Touch




Left-Tilt 15°




Right-Cheek Touch



Right-Tilt 15°



Body SAR Back 15mm



Body SAR Front 15mm



Body SAR Back 15mm with Headset

Depth of the liquid in the phantom – Zoom in

Note: The position used in the measurements were according to IEEE 1528 – 2003

