Puw:

Huawei Proprietary and Confidential
Copyright © Huawei Technologies Co., Ltd.

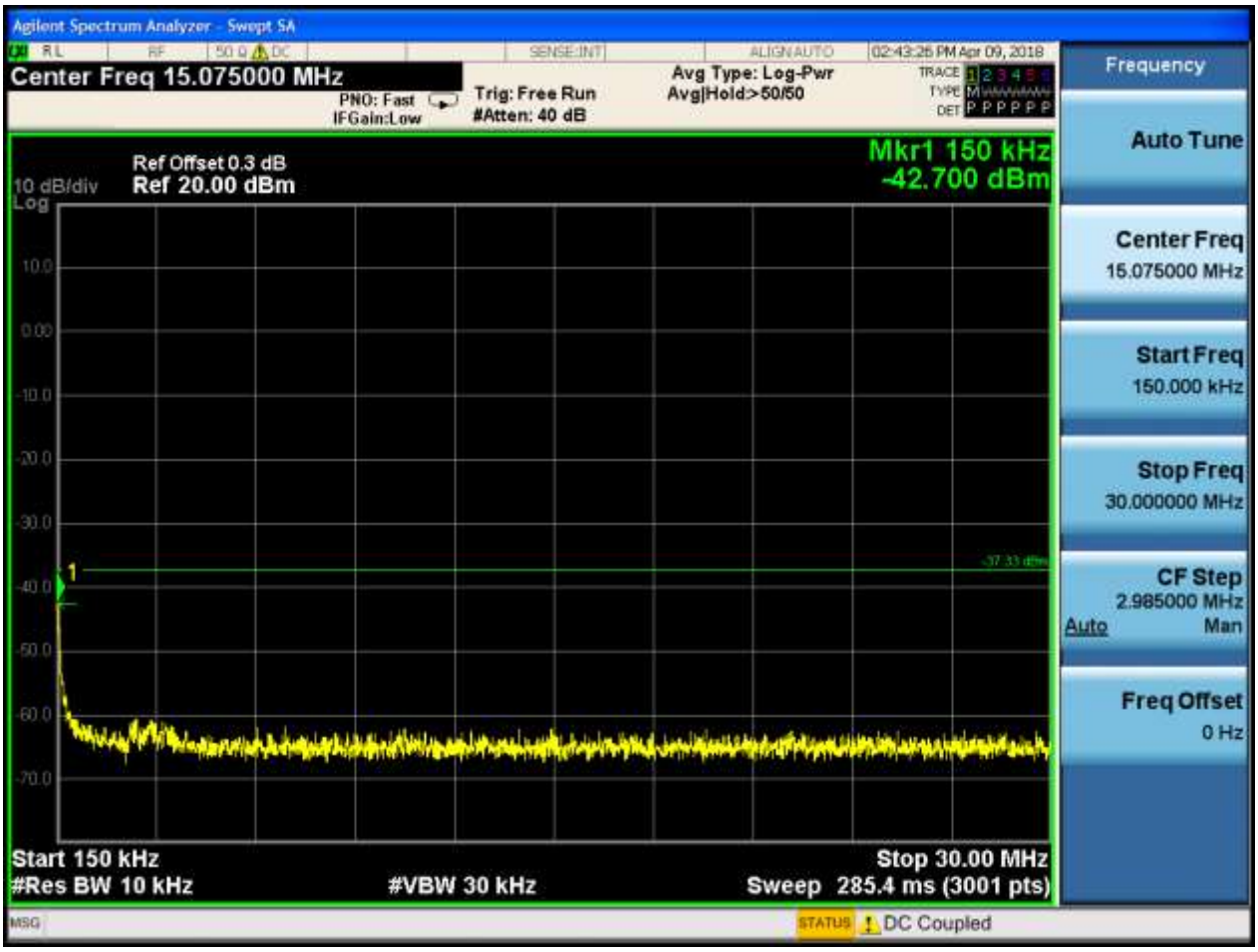

Huawei Proprietary and Confidential
Copyright © Huawei Technologies Co., Ltd.

Huawei Proprietary and Confidential
Copyright © Huawei Technologies Co., Ltd.

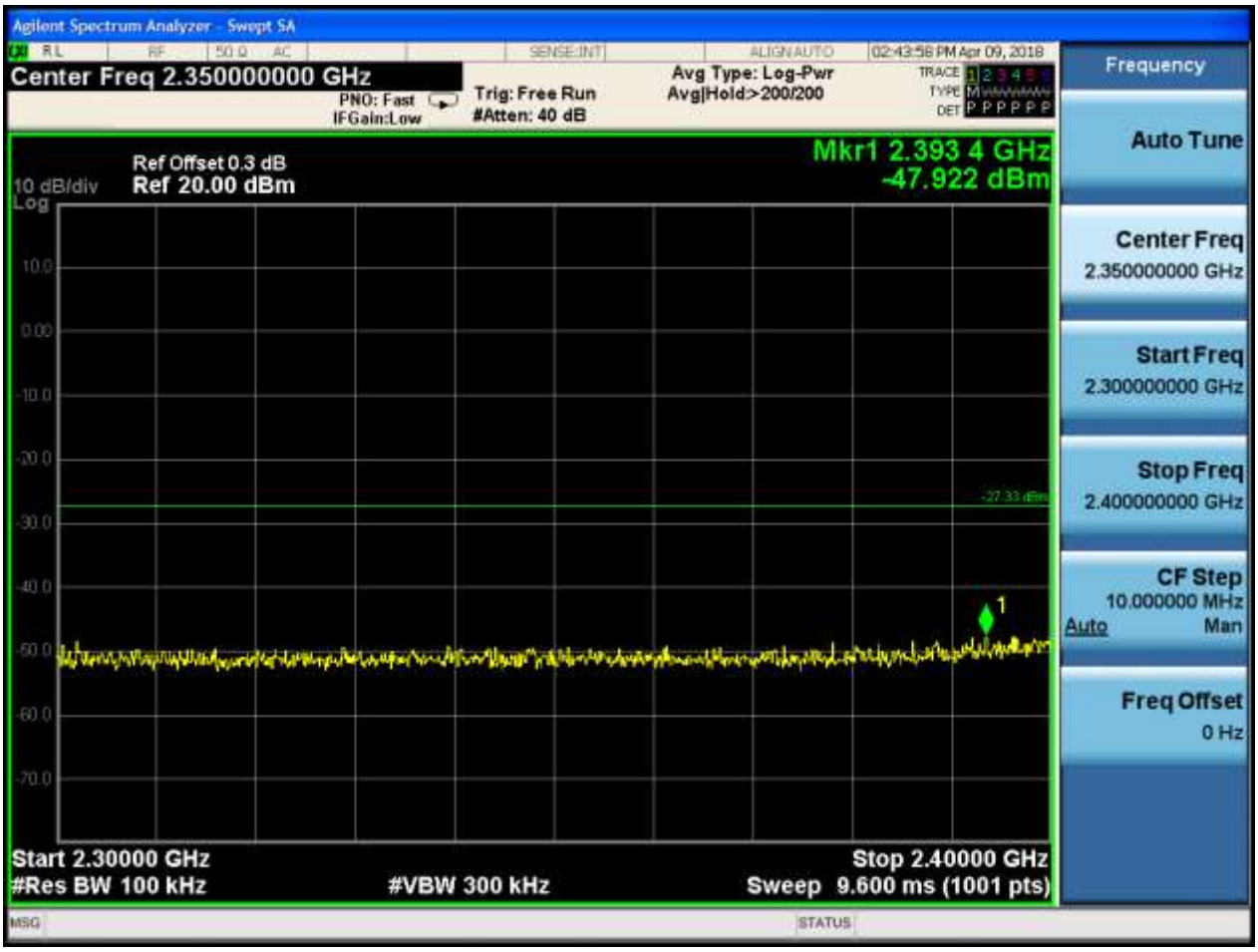

Huawei Proprietary and Confidential
Copyright © Huawei Technologies Co., Ltd.

Huawei Proprietary and Confidential
Copyright © Huawei Technologies Co., Ltd.

Huawei Proprietary and Confidential
Copyright © Huawei Technologies Co., Ltd.

2.18 11N40_H_2452@Ant 1

Pref:

Huawei Proprietary and Confidential
Copyright © Huawei Technologies Co., Ltd.

Puw:

Huawei Proprietary and Confidential
Copyright © Huawei Technologies Co., Ltd.

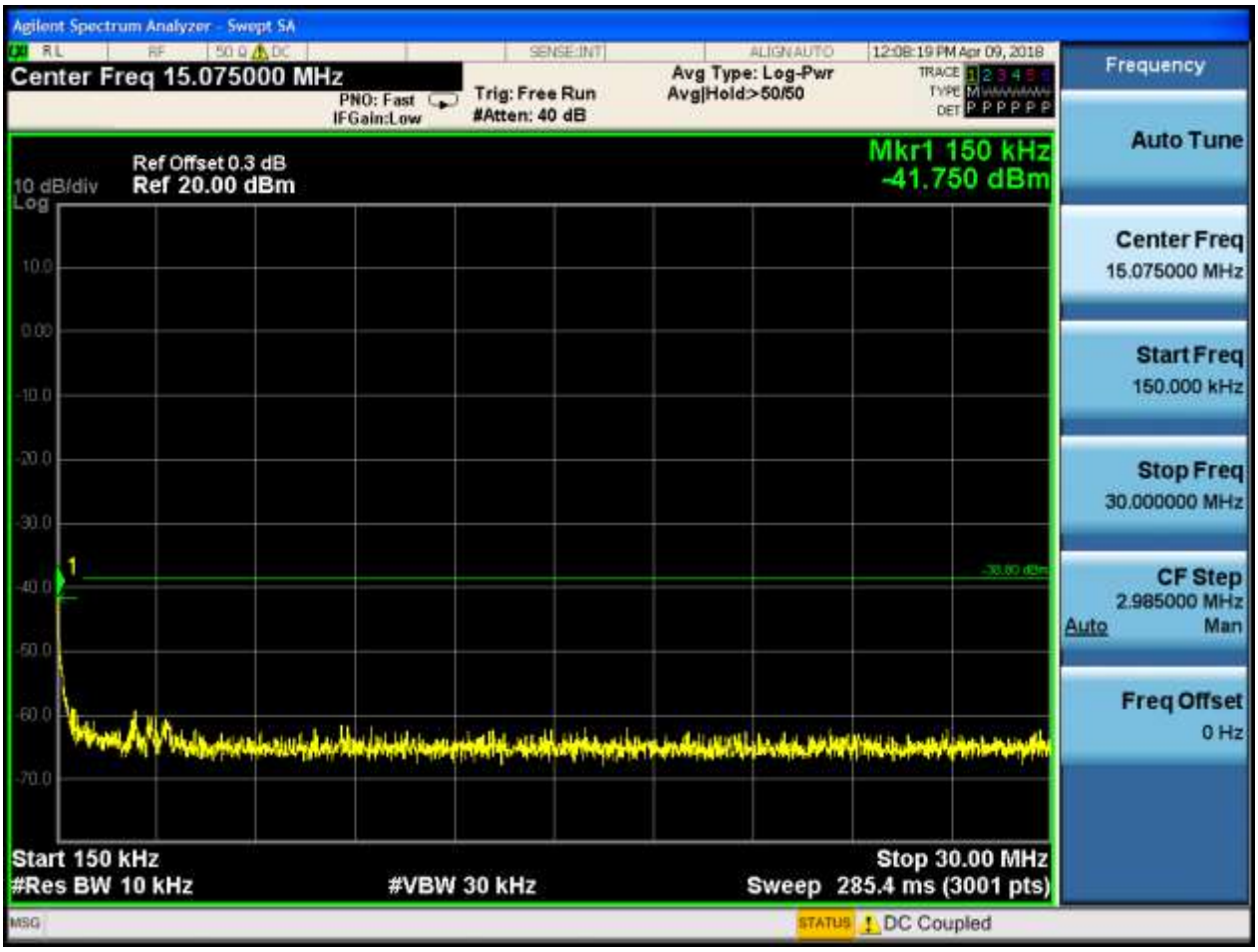

Huawei Proprietary and Confidential
Copyright © Huawei Technologies Co., Ltd.

Huawei Proprietary and Confidential
Copyright © Huawei Technologies Co., Ltd.

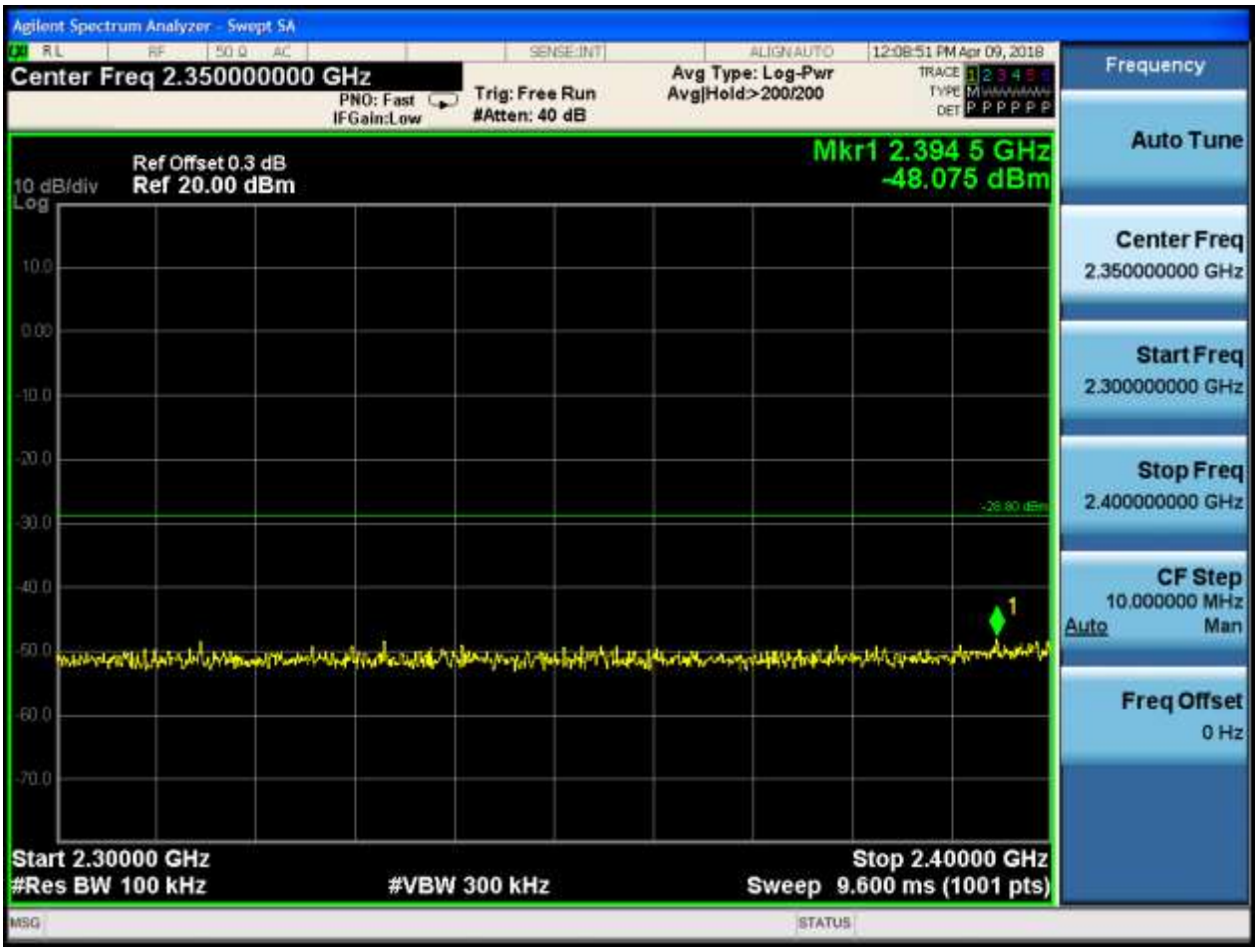

Huawei Proprietary and Confidential
Copyright © Huawei Technologies Co., Ltd.

Huawei Proprietary and Confidential
Copyright © Huawei Technologies Co., Ltd.

Huawei Proprietary and Confidential
Copyright © Huawei Technologies Co., Ltd.

Appendix H: Radiated Spurious Emission & Spurious in Restricted Band

Note: We tested all modes, but the data presented below is the worst case.Below 1GHz, RBW = 100 kHz, VBW = 300 kHz.

Above 1GHz, RBW = 1 MHz, VBW = 3 MHz.

The simultaneous transmission has been considered

Huawei Proprietary and Confidential
Copyright © Huawei Technologies Co., Ltd.

1.1 Part 1: Testing Range of "9 kHz to 30MHz"

Note 1: The test results and plot for testing range of "9 kHz to 30MHz" showed as below is the WORST case for all Test Modes and Channels. This range will not be presented for each Test Mode and each Channel.

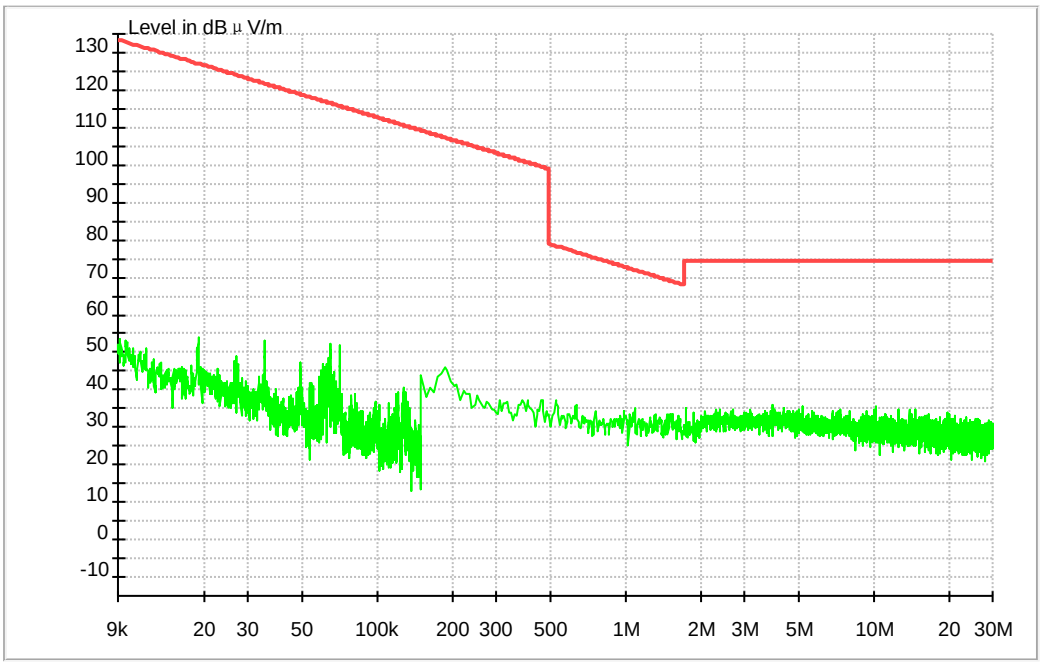

Huawei Proprietary and Confidential
Copyright © Huawei Technologies Co., Ltd.

1.2 Part 2: Testing Range of "30 MHz to 1 GHz"

Note 1: The test results and plot for testing range of "30 MHz to 1 GHz" showed as below is the WORST case for all Test Modes and Channels. This range will not be presented for each Test Mode and each Channel.

Note 2: The emissions in this range are mainly from the Platform Device (Notepad PC and its ancillary components).

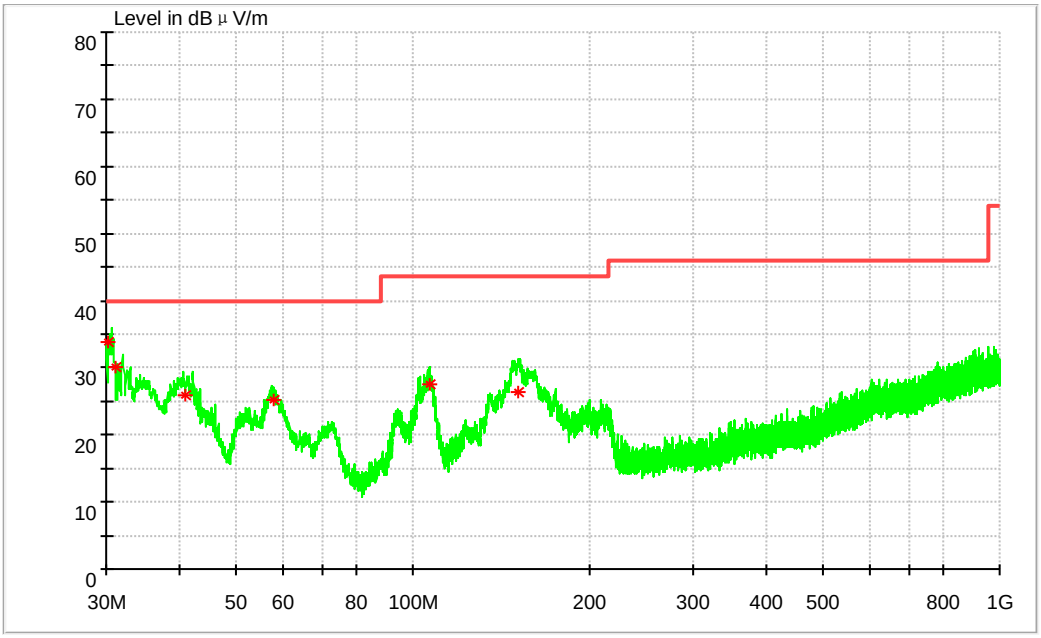

Frequency (MHz)	Level (dBµV/m)	Limit (dBµV/m)	Margin (dB)	Height (cm)	Pol	Azimuth (deg)	Transd. (dB)
30.309263	33.71	40.00	6.29	152.0	V	1.0	13.1
31.196980	29.98	40.00	10.02	100.0	V	81.0	13.1
40.993760	25.89	40.00	14.11	100.0	V	7.0	14.4
57.862240	25.11	40.00	14.89	101.0	V	275.0	13.9
106.600340	27.60	43.50	15.90	101.0	V	88.0	14.0
150.689500	26.30	43.50	17.20	101.0	V	223.0	9.9

Note:

1, Level =Reading level by receiver + Transd (Antenna factor + cable loss – preamplifier gain)

The reading level is calculated by software which is not shown in the sheet.

2, Margin=Limit - Level

Huawei Proprietary and Confidential
Copyright © Huawei Technologies Co., Ltd.

1.3Part 3: Testing Range of “1 GHz to 3 GHz”

Note 1: The testing range of “1 GHz to 3 GHz” is for checking radiated emissions located in restricted bands near the EUT operating bands.

Note 2: Two limits are required in the testing range above 1 GHz, that is Peak limit (74 dBµV/m) and Average Limit (54 dBµV/m).

Note 3: The peak spike exceeds the limit line is EUT’s operating frequency.

Test Mode:

1.3.1Test Mode: 11B

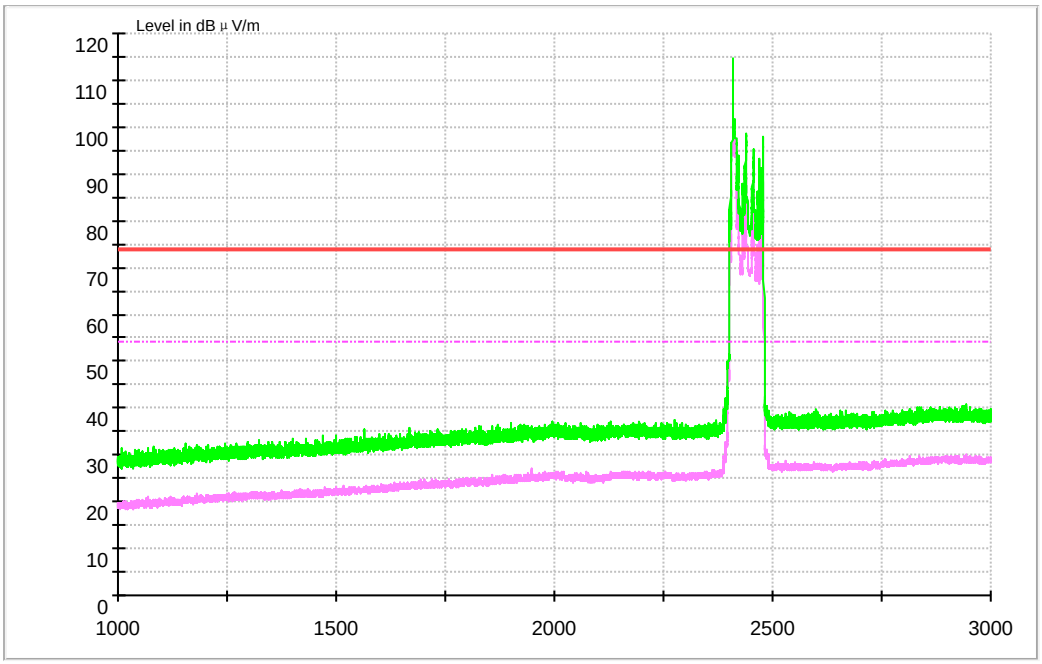

Huawei Proprietary and Confidential
Copyright © Huawei Technologies Co., Ltd.

1.3.1.1 Channel 1 @Ant 1

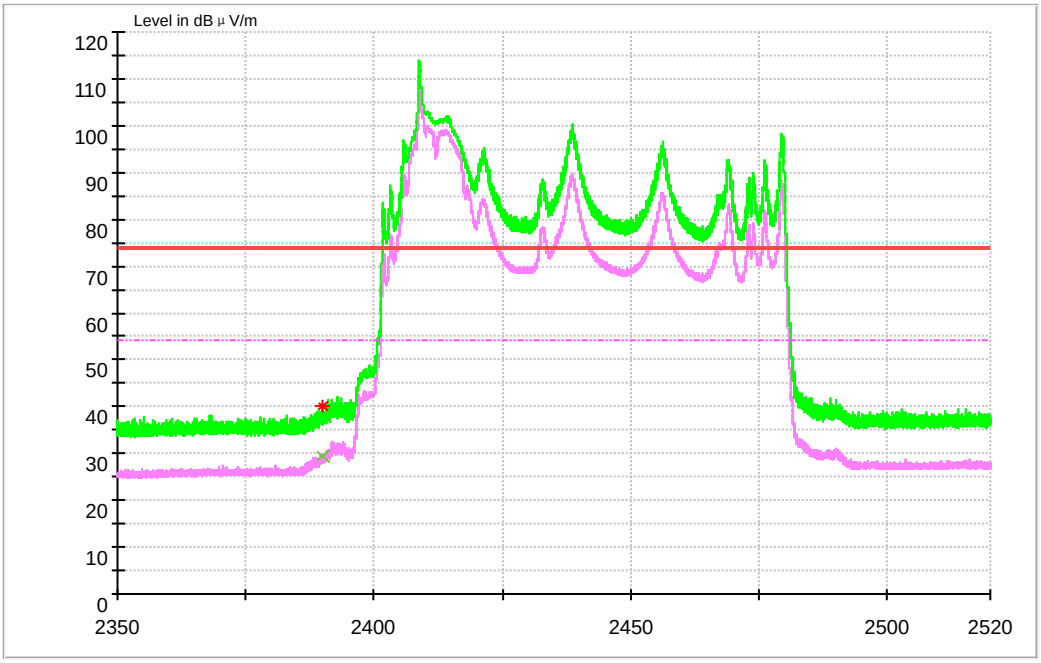

MEASUREMENT RESULT: AV Detector

Frequency (MHz)	Level (dBµV/m)	Limit (dBµV/m)	Margin (dB)	Height (cm)	Pol	Azimuth	Transd. (dB)
2390	29.50	54.00	24.50	150.0	H	45.0	-10.2

MEASUREMENT RESULT: PK Detector

Frequency (MHz)	Level (dBµV/m)	Limit (dBµV/m)	Margin (dB)	Height (cm)	Pol	Azimuth (deg)	Transd. (dB)
2390	39.99	74.00	34.01	150.0	H	135.0	-10.2

Note:

1, Level =Reading level by receiver + Transd (Antenna factor + cable loss – preamplifier gain)

The reading level is calculated by software which is not shown in the sheet.

2, Margin=Limit - Level

Huawei Proprietary and Confidential
Copyright © Huawei Technologies Co., Ltd.

1.3.1.2 Channel 11@Ant 1

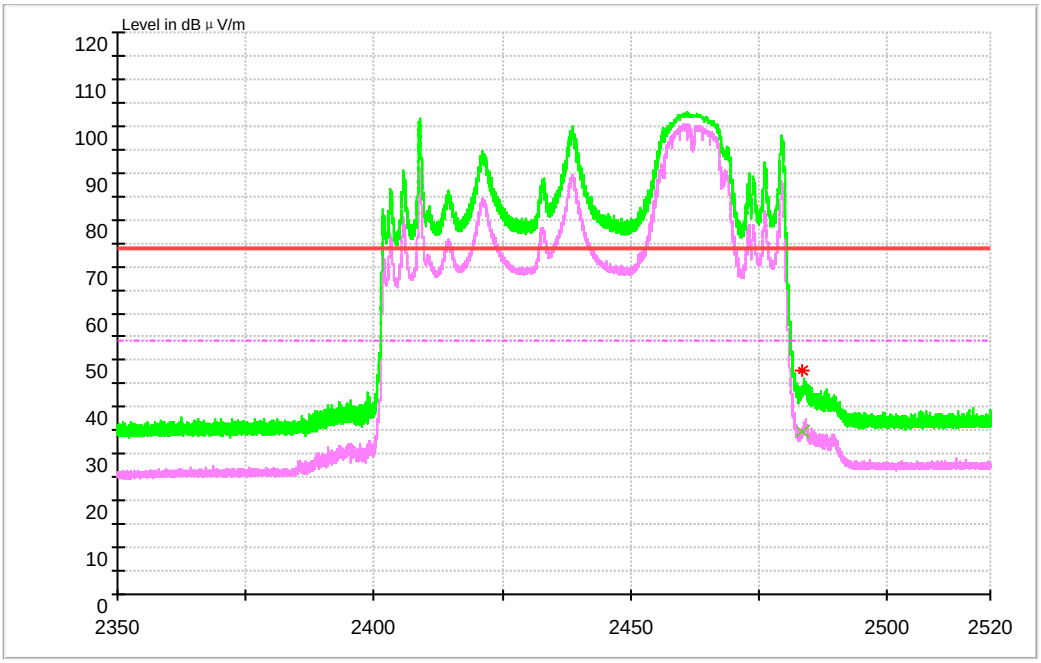

MEASUREMENT RESULT: AV Detector

Frequency (MHz)	Level (dBµV/m)	Limit (dBµV/m)	Margin (dB)	Height (cm)	Pol	Azimuth	Transd. (dB)
2483.5	34.77	54.00	19.23	150.0	H	57.0	-6.8

MEASUREMENT RESULT: PK Detector

Frequency (MHz)	Level (dBµV/m)	Limit (dBµV/m)	Margin (dB)	Height (cm)	Pol	Azimuth (deg)	Transd. (dB)
2483.5	47.79	74.00	26.21	150.0	H	57.0	-6.8

Note:

1, Level =Reading level by receiver + Transd (Antenna factor + cable loss – preamplifier gain)

The reading level is calculated by software which is not shown in the sheet.

2, Margin=Limit - Level

Huawei Proprietary and Confidential
Copyright © Huawei Technologies Co., Ltd.

1.3.2 Test Mode: 11G

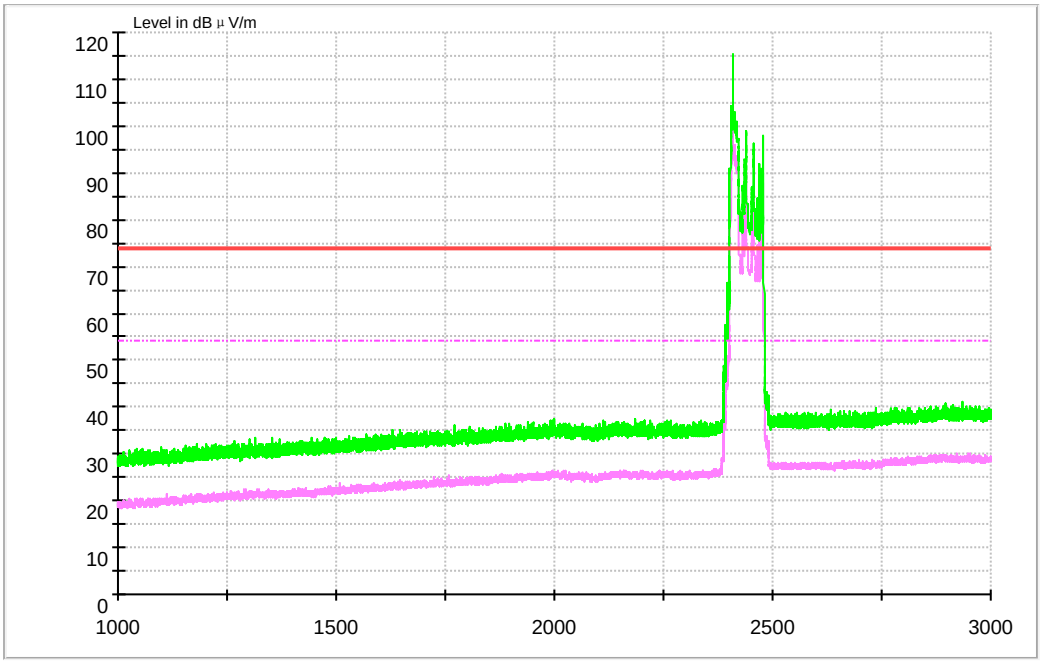

Huawei Proprietary and Confidential
Copyright © Huawei Technologies Co., Ltd.

1.3.2.1 Channel 1 @Ant 1

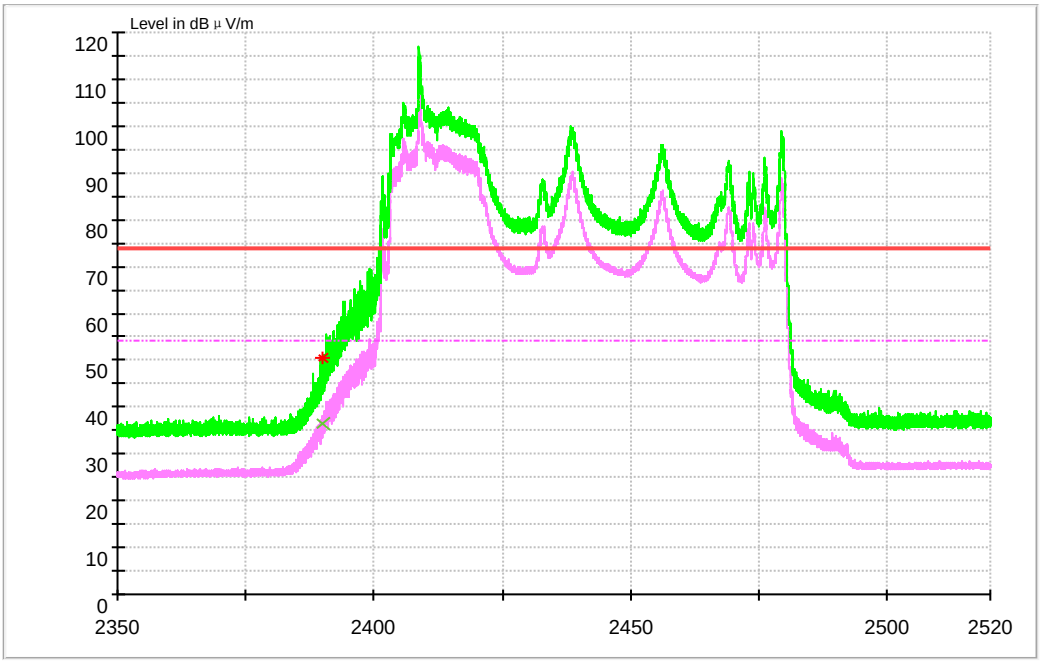

MEASUREMENT RESULT: AV Detector

Frequency (MHz)	Level (dBµV/m)	Limit (dBµV/m)	Margin (dB)	Height (cm)	Pol	Azimuth	Transd. (dB)
2390	36.49	54.00	17.51	150.0	H	51.0	-10.2

MEASUREMENT RESULT: PK Detector

Frequency (MHz)	Level (dBµV/m)	Limit (dBµV/m)	Margin (dB)	Height (cm)	Pol	Azimuth (deg)	Transd. (dB)
2390	50.43	74.00	23.57	150.0	H	119.0	-10.2

Note:

1, Level =Reading level by receiver + Transd (Antenna factor + cable loss – preamplifier gain)

The reading level is calculated by software which is not shown in the sheet.

2, Margin=Limit - Level

Huawei Proprietary and Confidential
Copyright © Huawei Technologies Co., Ltd.

1.3.2.2 Channel 2 @Ant 1

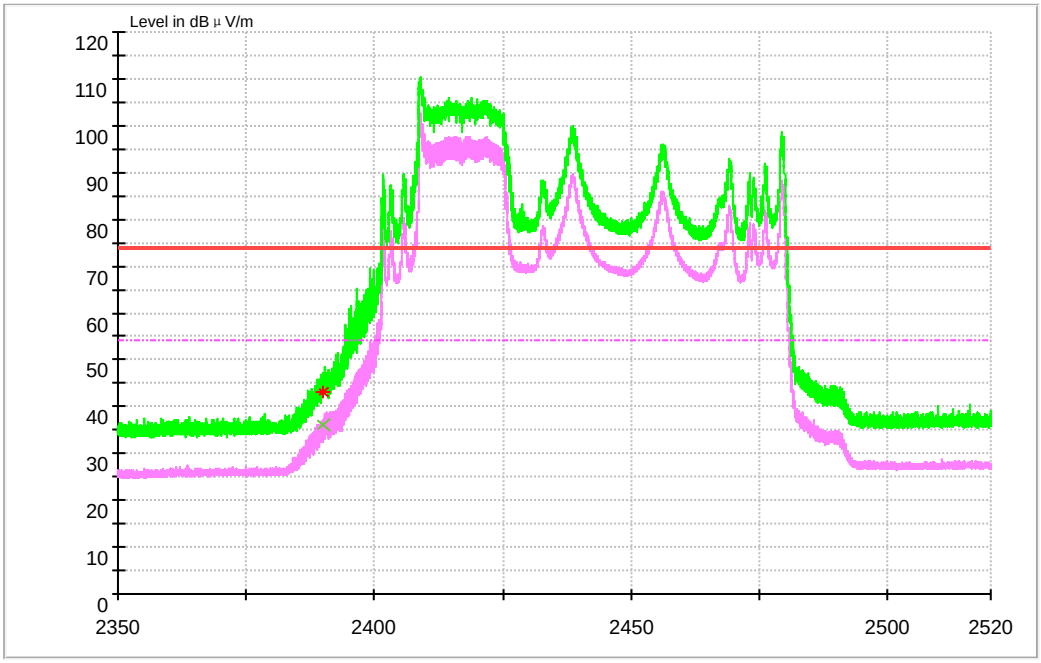

MEASUREMENT RESULT: AV Detector

Frequency (MHz)	Level (dBµV/m)	Limit (dBµV/m)	Margin (dB)	Height (cm)	Pol	Azimuth	Transd. (dB)
2390	36.08	54.00	17.92	150.0	H	51.0	-10.2

MEASUREMENT RESULT: PK Detector

Frequency (MHz)	Level (dBµV/m)	Limit (dBµV/m)	Margin (dB)	Height (cm)	Pol	Azimuth (deg)	Transd. (dB)
2390	43.07	74.00	30.93	150.0	H	135.0	-10.2

Note:

1, Level =Reading level by receiver + Transd (Antenna factor + cable loss – preamplifier gain)

The reading level is calculated by software which is not shown in the sheet.

2, Margin=Limit - Level

Huawei Proprietary and Confidential
Copyright © Huawei Technologies Co., Ltd.

1.3.2.3 Channel 10 @Ant 1

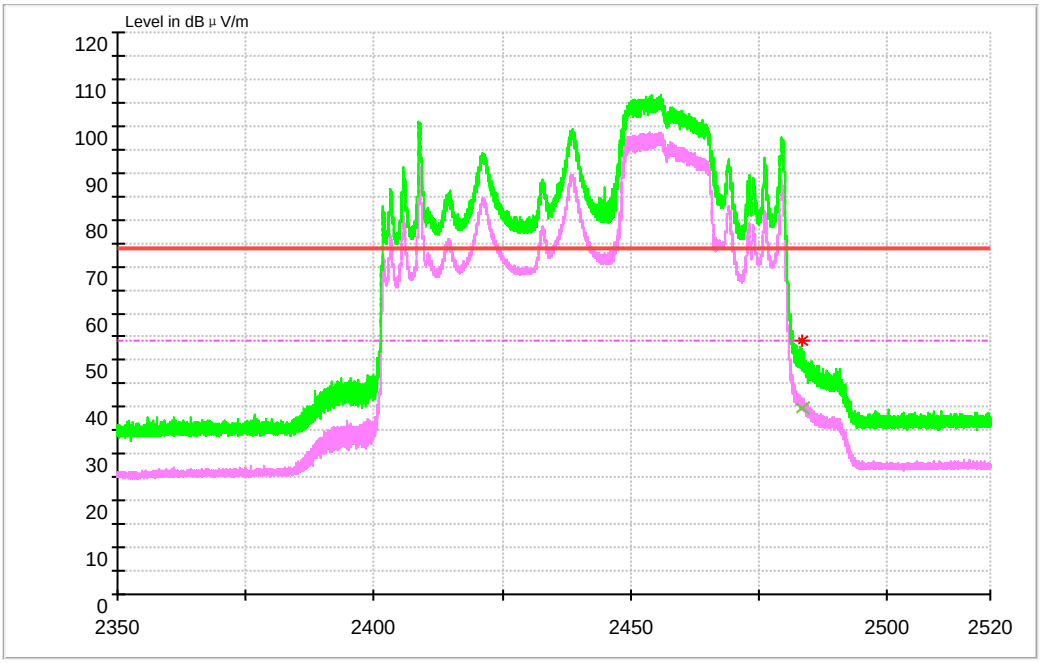

MEASUREMENT RESULT: AV Detector

Frequency (MHz)	Level (dBµV/m)	Limit (dBµV/m)	Margin (dB)	Height (cm)	Pol	Azimuth	Transd. (dB)
2483.5	39.94	54.00	14.06	150.0	H	58.0	-6.8

MEASUREMENT RESULT: PK Detector

Frequency (MHz)	Level (dBµV/m)	Limit (dBµV/m)	Margin (dB)	Height (cm)	Pol	Azimuth (deg)	Transd. (dB)
2483.5	54.09	74.00	19.91	150.0	H	57.0	-6.8

Note:

1, Level =Reading level by receiver + Transd (Antenna factor + cable loss – preamplifier gain)

The reading level is calculated by software which is not shown in the sheet.

2, Margin=Limit - Level

Huawei Proprietary and Confidential
Copyright © Huawei Technologies Co., Ltd.

1.3.2.4 Channel 11 @Ant 1

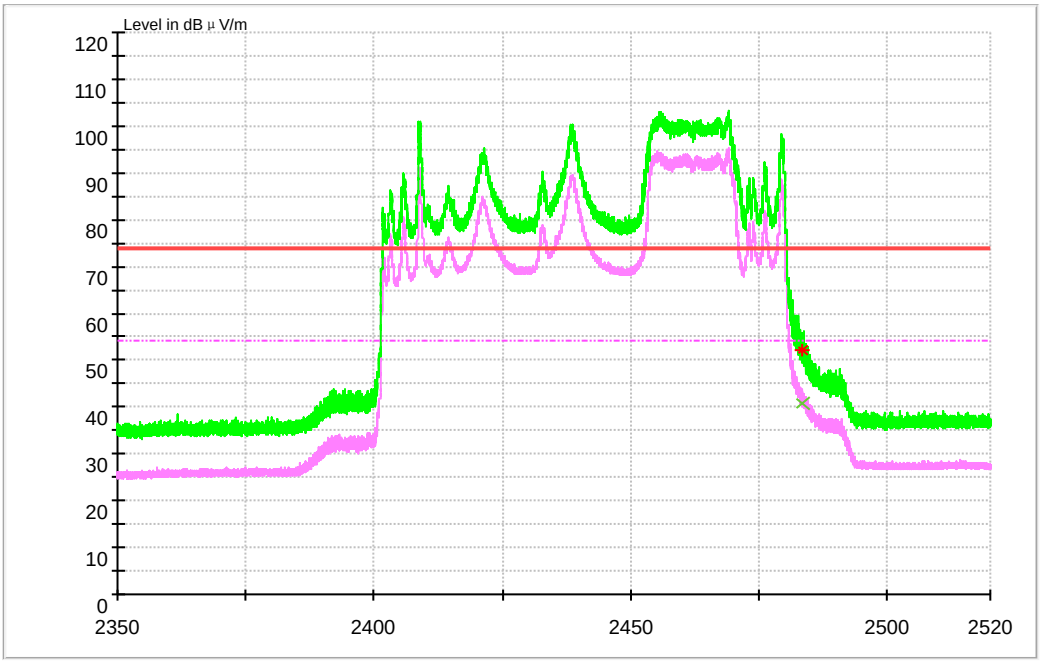

MEASUREMENT RESULT: AV Detector

Frequency (MHz)	Level (dBµV/m)	Limit (dBµV/m)	Margin (dB)	Height (cm)	Pol	Azimuth	Transd. (dB)
2483.5	40.86	54.00	13.14	150.0	H	86.0	-6.8

MEASUREMENT RESULT: PK Detector

Frequency (MHz)	Level (dBµV/m)	Limit (dBµV/m)	Margin (dB)	Height (cm)	Pol	Azimuth (deg)	Transd. (dB)
2483.5	51.99	74.00	22.01	150.0	H	135.0	-6.8

Note:

1, Level =Reading level by receiver + Transd (Antenna factor + cable loss – preamplifier gain)

The reading level is calculated by software which is not shown in the sheet.

2, Margin=Limit - Level

Huawei Proprietary and Confidential
Copyright © Huawei Technologies Co., Ltd.

1.3.3 Test Mode: 11N20

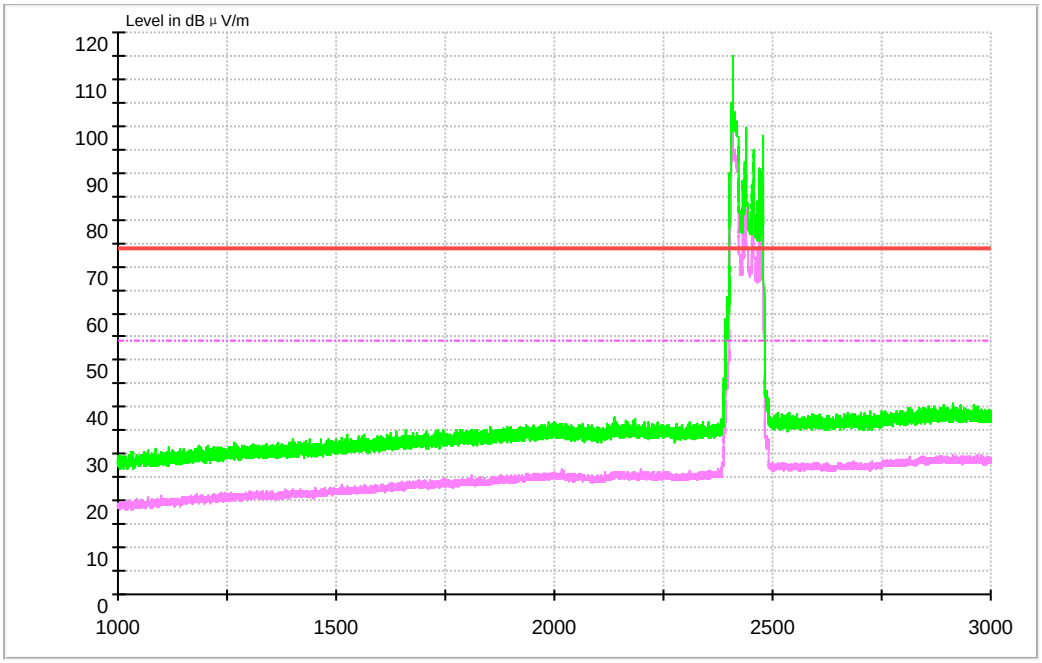

Huawei Proprietary and Confidential
Copyright © Huawei Technologies Co., Ltd.

1.3.3.1 Channel 1 @Ant 1

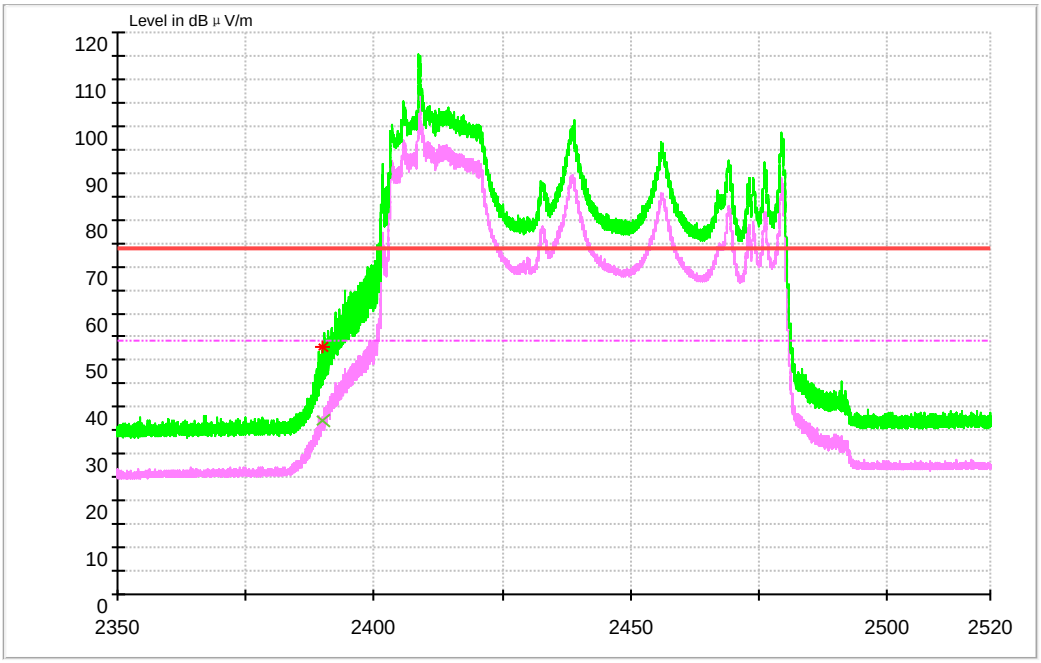

MEASUREMENT RESULT: AV Detector

Frequency (MHz)	Level (dBµV/m)	Limit (dBµV/m)	Margin (dB)	Height (cm)	Pol	Azimuth	Transd. (dB)
2390	37.16	54.00	16.84	150.0	H	46.0	-10.2

MEASUREMENT RESULT: PK Detector

Frequency (MHz)	Level (dBµV/m)	Limit (dBµV/m)	Margin (dB)	Height (cm)	Pol	Azimuth (deg)	Transd. (dB)
2390	52.94	74.00	21.06	150.0	H	117.0	-10.2

Note:

1, Level =Reading level by receiver + Transd (Antenna factor + cable loss – preamplifier gain)

The reading level is calculated by software which is not shown in the sheet.

2, Margin=Limit – Level

Huawei Proprietary and Confidential
Copyright © Huawei Technologies Co., Ltd.

1.3.3.2 Channel 2 @Ant 1

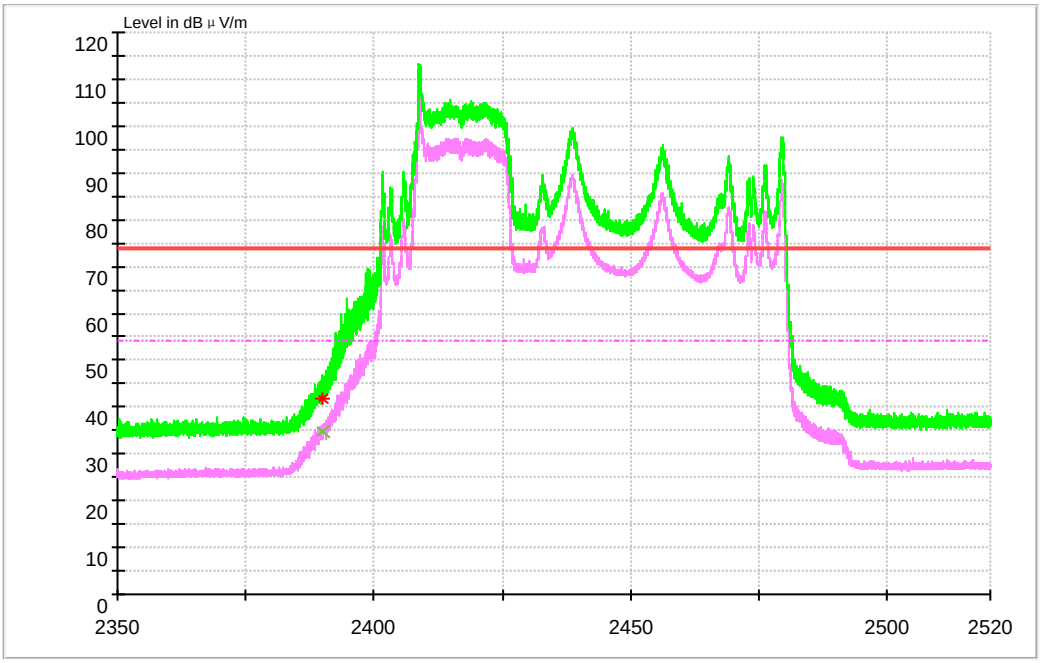

MEASUREMENT RESULT: AV Detector

Frequency (MHz)	Level (dBµV/m)	Limit (dBµV/m)	Margin (dB)	Height (cm)	Pol	Azimuth	Transd. (dB)
2390	34.60	54.00	19.40	150.0	H	46.0	-10.2

MEASUREMENT RESULT: PK Detector

Frequency (MHz)	Level (dBµV/m)	Limit (dBµV/m)	Margin (dB)	Height (cm)	Pol	Azimuth (deg)	Transd. (dB)
2390	41.84	74.00	32.16	150.0	H	135.0	-10.2

Note:

1, Level =Reading level by receiver + Transd (Antenna factor + cable loss – preamplifier gain)

The reading level is calculated by software which is not shown in the sheet.

2, Margin=Limit - Level

Huawei Proprietary and Confidential
Copyright © Huawei Technologies Co., Ltd.

1.3.3.3 Channel 10 @Ant 1

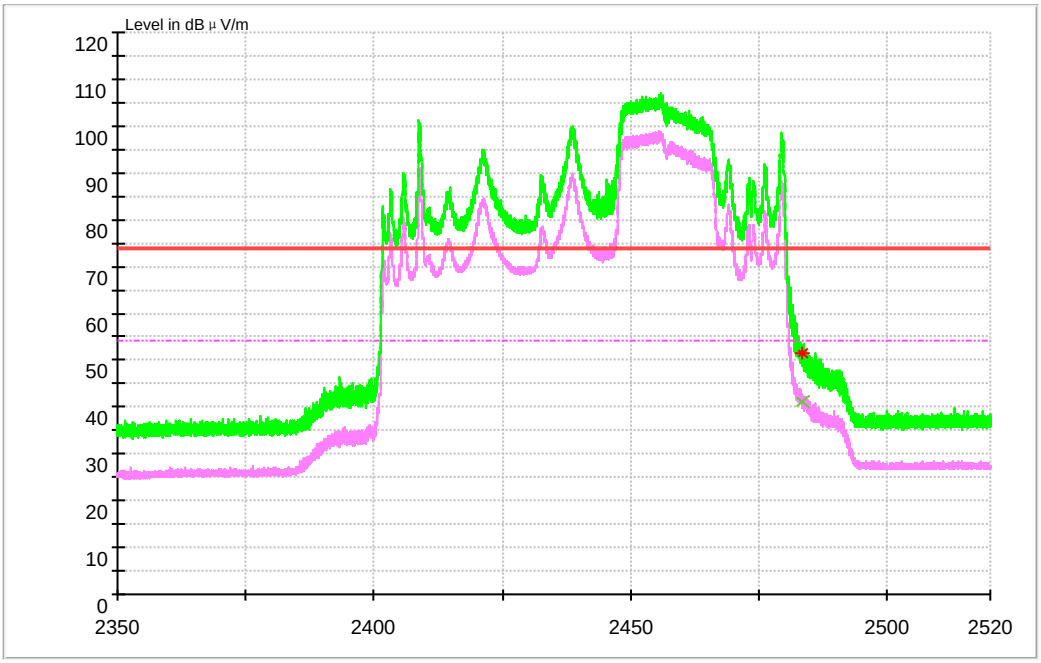

MEASUREMENT RESULT: AV Detector

Frequency (MHz)	Level (dBµV/m)	Limit (dBµV/m)	Margin (dB)	Height (cm)	Pol	Azimuth	Transd. (dB)
2483.5	41.04	54.00	12.96	150.0	H	87.0	-6.8

MEASUREMENT RESULT: PK Detector

Frequency (MHz)	Level (dBµV/m)	Limit (dBµV/m)	Margin (dB)	Height (cm)	Pol	Azimuth (deg)	Transd. (dB)
2483.5	51.39	74.00	22.61	150.0	H	135.0	-6.8

Note:

1, Level =Reading level by receiver + Transd (Antenna factor + cable loss – preamplifier gain)

The reading level is calculated by software which is not shown in the sheet.

2, Margin=Limit - Level

Huawei Proprietary and Confidential
Copyright © Huawei Technologies Co., Ltd.

1.3.3.4 Channel 11@Ant 1

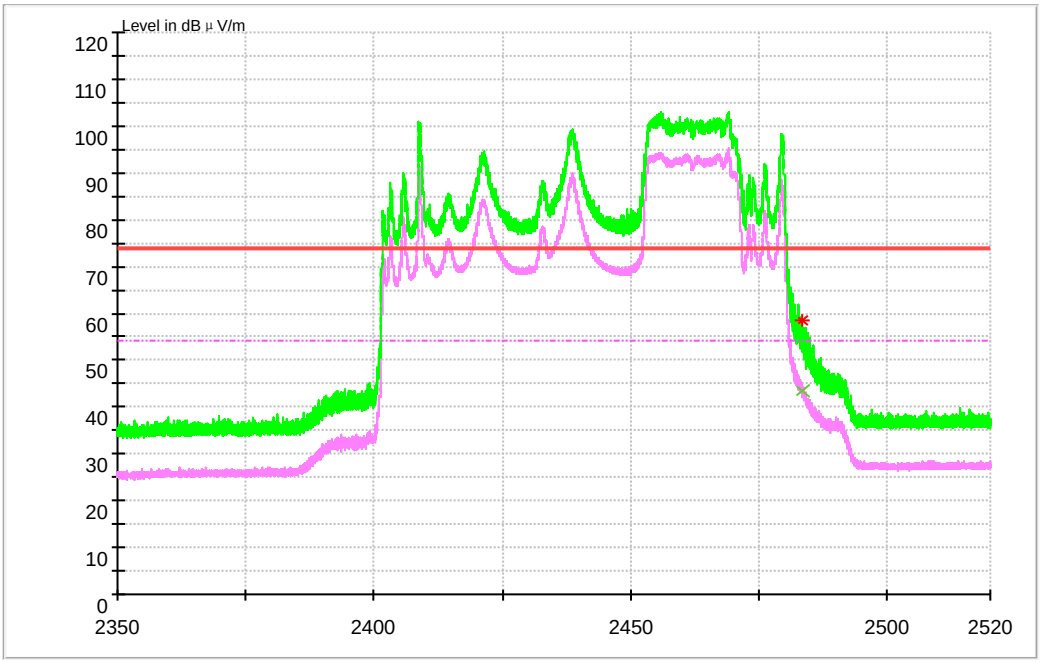

MEASUREMENT RESULT: AV Detector

Frequency (MHz)	Level (dBµV/m)	Limit (dBµV/m)	Margin (dB)	Height (cm)	Pol	Azimuth	Transd. (dB)
2483.5	43.53	54.00	10.47	150.0	H	57.0	-6.8

MEASUREMENT RESULT: PK Detector

Frequency (MHz)	Level (dBµV/m)	Limit (dBµV/m)	Margin (dB)	Height (cm)	Pol	Azimuth (deg)	Transd. (dB)
2483.5	58.52	74.00	15.58	150.0	H	101.0	-6.8

Note:

1, Level =Reading level by receiver + Transd (Antenna factor + cable loss – preamplifier gain)

The reading level is calculated by software which is not shown in the sheet.

2, Margin=Limit – Level

Huawei Proprietary and Confidential
Copyright © Huawei Technologies Co., Ltd.

1.3.4Test Mode: 11N40

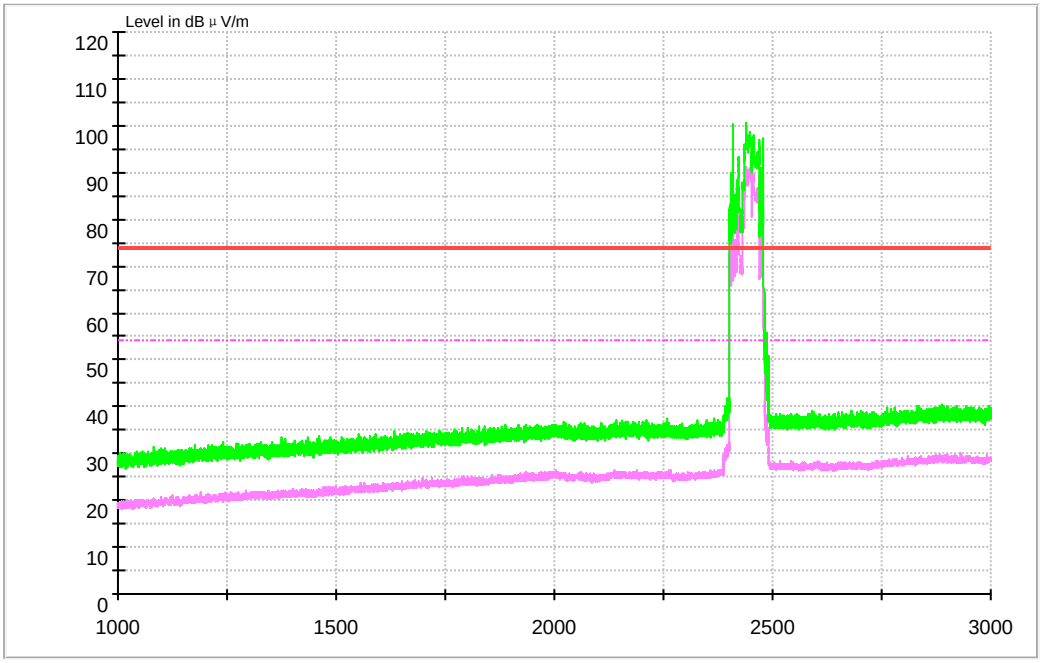

Huawei Proprietary and Confidential
Copyright © Huawei Technologies Co., Ltd.

1.3.4.1 Channel 3 @Ant 1

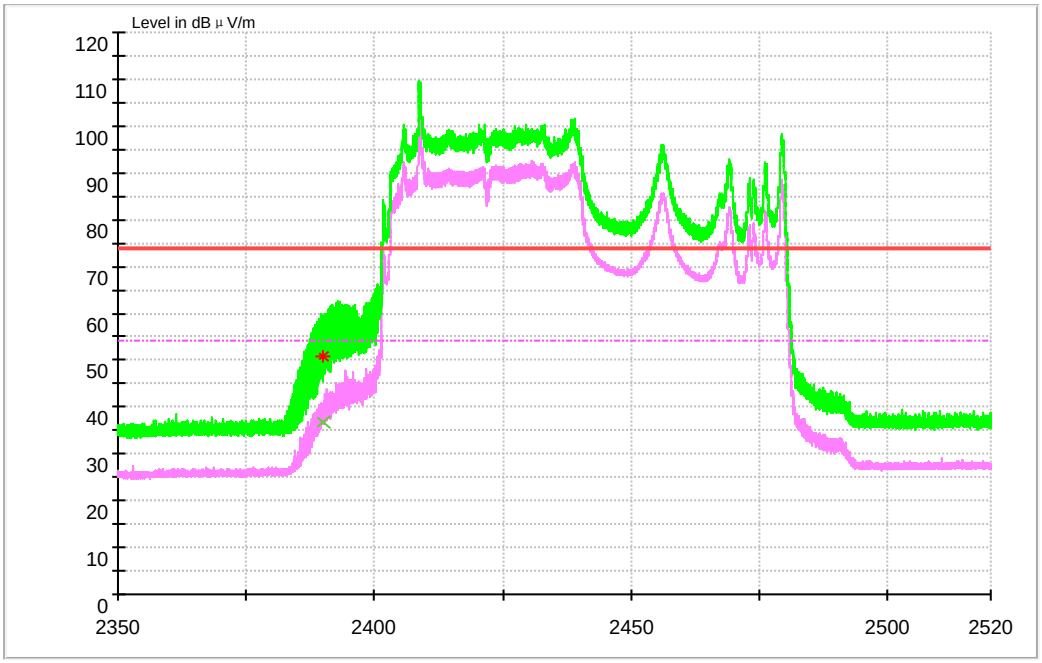

MEASUREMENT RESULT: AV Detector

Frequency (MHz)	Level (dBµV/m)	Limit (dBµV/m)	Margin (dB)	Height (cm)	Pol	Azimuth	Transd. (dB)
2390	36.80	54.00	17.20	150.0	H	46.0	-10.2

MEASUREMENT RESULT: PK Detector

Frequency (MHz)	Level (dBµV/m)	Limit (dBµV/m)	Margin (dB)	Height (cm)	Pol	Azimuth (deg)	Transd. (dB)
2390	50.73	74.00	23.27	150.0	H	135.0	-10.2

Note:

1, Level =Reading level by receiver + Transd (Antenna factor + cable loss – preamplifier gain)

The reading level is calculated by software which is not shown in the sheet.

2, Margin=Limit – Level

Huawei Proprietary and Confidential
Copyright © Huawei Technologies Co., Ltd.

1.3.4.2 Channel 4 @Ant 1

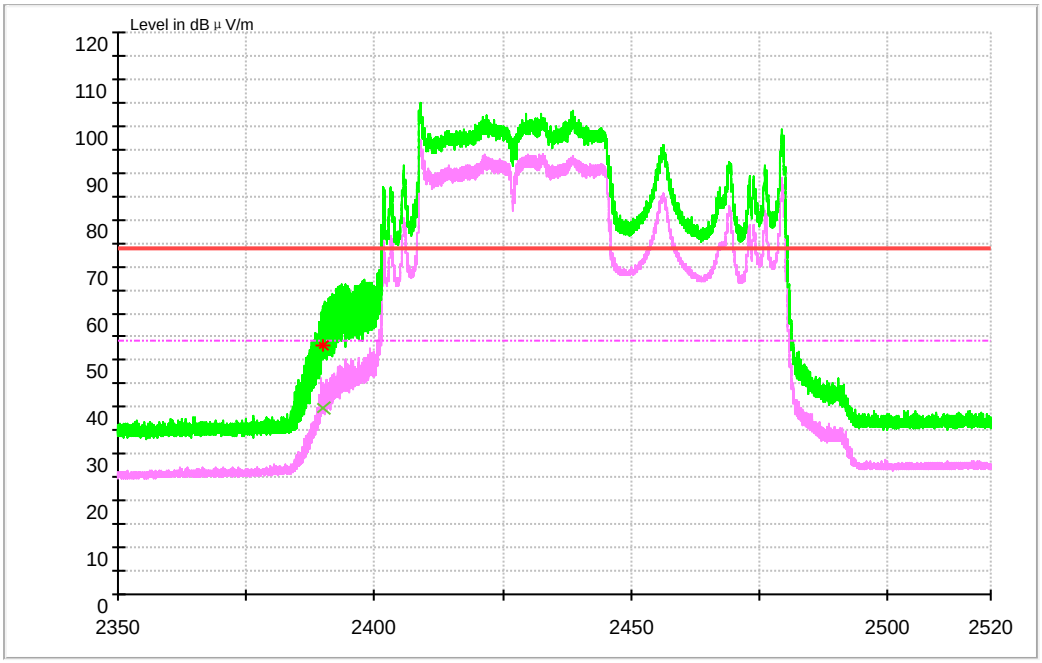

MEASUREMENT RESULT: AV Detector

Frequency (MHz)	Level (dBµV/m)	Limit (dBµV/m)	Margin (dB)	Height (cm)	Pol	Azimuth	Transd. (dB)
2390	49.66	54.00	14.34	150.0	H	46.0	-10.2

MEASUREMENT RESULT: PK Detector

Frequency (MHz)	Level (dBµV/m)	Limit (dBµV/m)	Margin (dB)	Height (cm)	Pol	Azimuth (deg)	Transd. (dB)
2390	53.29	74.00	20.71	150.0	H	135.0	-10.2

Note:

1, Level =Reading level by receiver + Transd (Antenna factor + cable loss – preamplifier gain)

The reading level is calculated by software which is not shown in the sheet.

2, Margin=Limit - Level

Huawei Proprietary and Confidential
Copyright © Huawei Technologies Co., Ltd.

1.3.4.3 Channel 8 @Ant 1

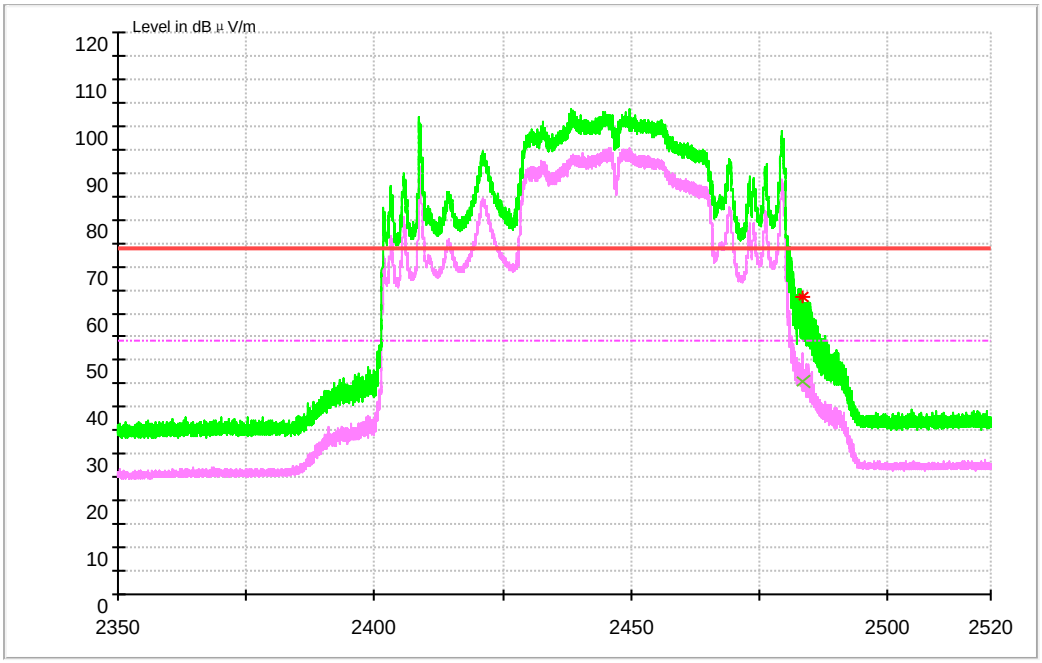

MEASUREMENT RESULT: AV Detector

Frequency (MHz)	Level (dBµV/m)	Limit (dBµV/m)	Margin (dB)	Height (cm)	Pol	Azimuth	Transd. (dB)
2483.5	47.56	54.00	8.44	150.0	H	57.0	-6.8

MEASUREMENT RESULT: PK Detector

Frequency (MHz)	Level (dBµV/m)	Limit (dBµV/m)	Margin (dB)	Height (cm)	Pol	Azimuth (deg)	Transd. (dB)
2483.5	63.63	74.00	10.37	150.0	H	98.0	-6.8

Note:

1, Level =Reading level by receiver + Transd (Antenna factor + cable loss – preamplifier gain)

The reading level is calculated by software which is not shown in the sheet.

2, Margin=Limit - Level

Huawei Proprietary and Confidential
Copyright © Huawei Technologies Co., Ltd.

1.3.4.4 Channel 9@Ant 1

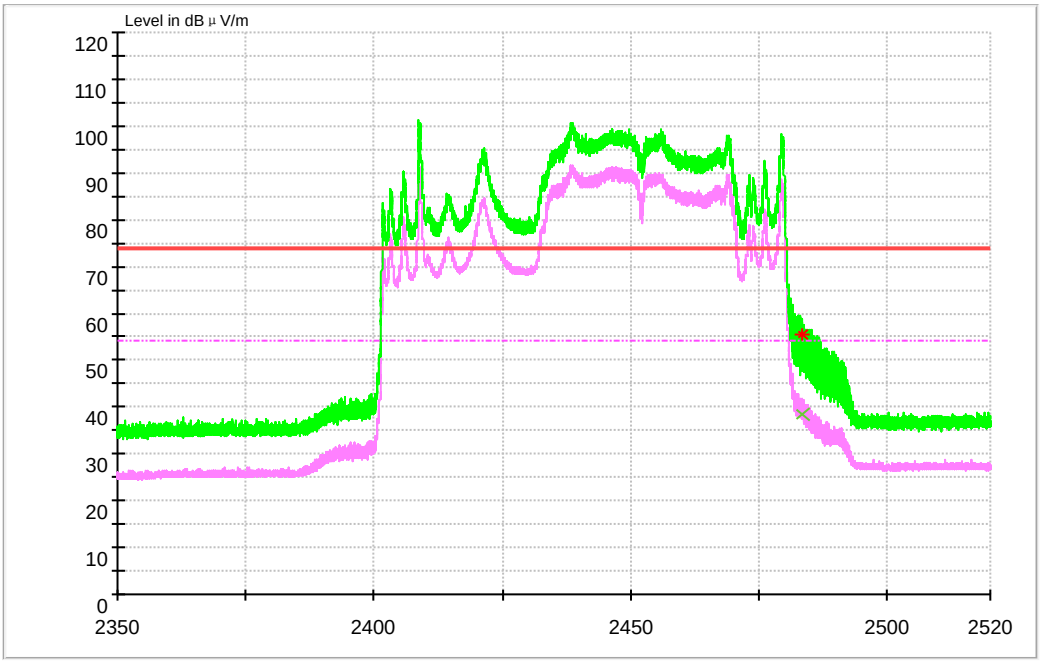

MEASUREMENT RESULT: AV Detector

Frequency (MHz)	Level (dBµV/m)	Limit (dBµV/m)	Margin (dB)	Height (cm)	Pol	Azimuth	Transd. (dB)
2483.5	38.41	54.00	15.59	150.0	H	57.0	-6.8

MEASUREMENT RESULT: PK Detector

Frequency (MHz)	Level (dBµV/m)	Limit (dBµV/m)	Margin (dB)	Height (cm)	Pol	Azimuth (deg)	Transd. (dB)
2483.5	55.52	74.00	18.48	150.0	H	99.0	-6.8

Note:

1, Level =Reading level by receiver + Transd (Antenna factor + cable loss – preamplifier gain)

The reading level is calculated by software which is not shown in the sheet.

2, Margin=Limit - Level

Huawei Proprietary and Confidential
Copyright © Huawei Technologies Co., Ltd.

1.4 Part 4: Testing Range of “3 GHz to 18 GHz”

Note 1: The test results and plot for testing range of “3 GHz to 18 GHz” showed as below is the WORST case for all Test Modes and Channels. This range will not be presented for each Test Mode and each Channel.

Note 2: The testing range of “3 GHz to 18 GHz” is for checking radiated emissions located in restricted bands faraway from the EUT operating bands.

Note 3: Two limits are required in the testing range above 1 GHz, that is Peak limit (74 dBµV/m) and Average Limit (54 dBµV/m).

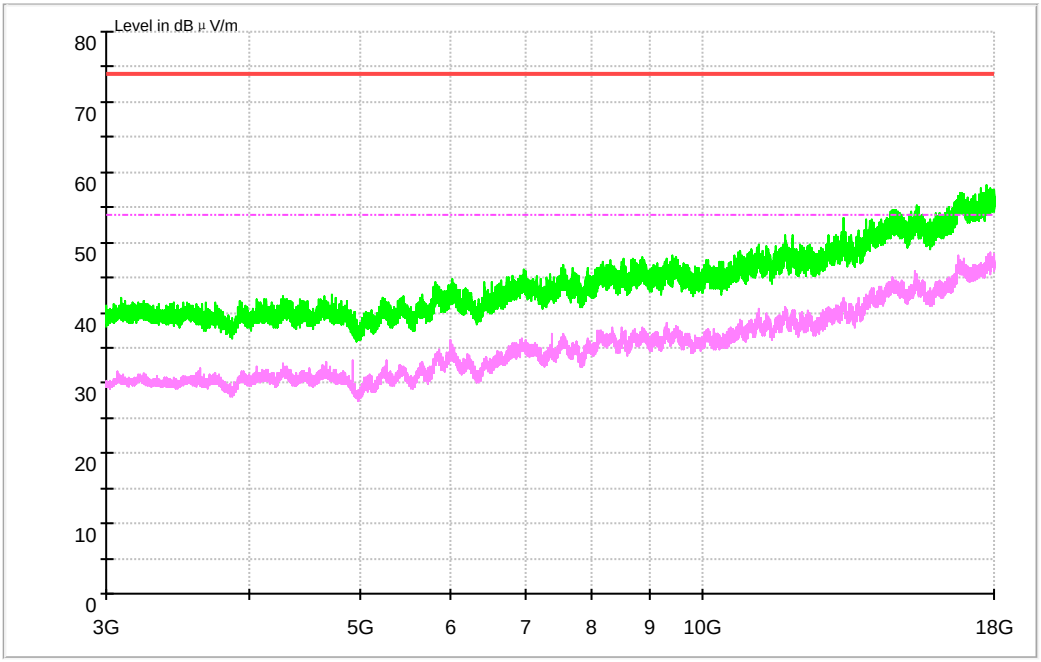

Huawei Proprietary and Confidential
Copyright © Huawei Technologies Co., Ltd.

1.5 Part 5: Testing Range of "18 GHz to 26.5 GHz"

Note 1: The test results and plot for testing range of "18 GHz to 26.5 GHz" showed as below is the WORST case for all Test Modes and Channels. This range will not be presented for each Test Mode and each Channel.

Note 2: The testing range of "18 GHz to 26.5 GHz" is for checking radiated emissions located in restricted bands faraway from the EUT operating bands.

Note 3: Two limits are required in the testing range above 1 GHz, that is Peak limit (74 dBµV/m) and Average Limit (54 dBµV/m).

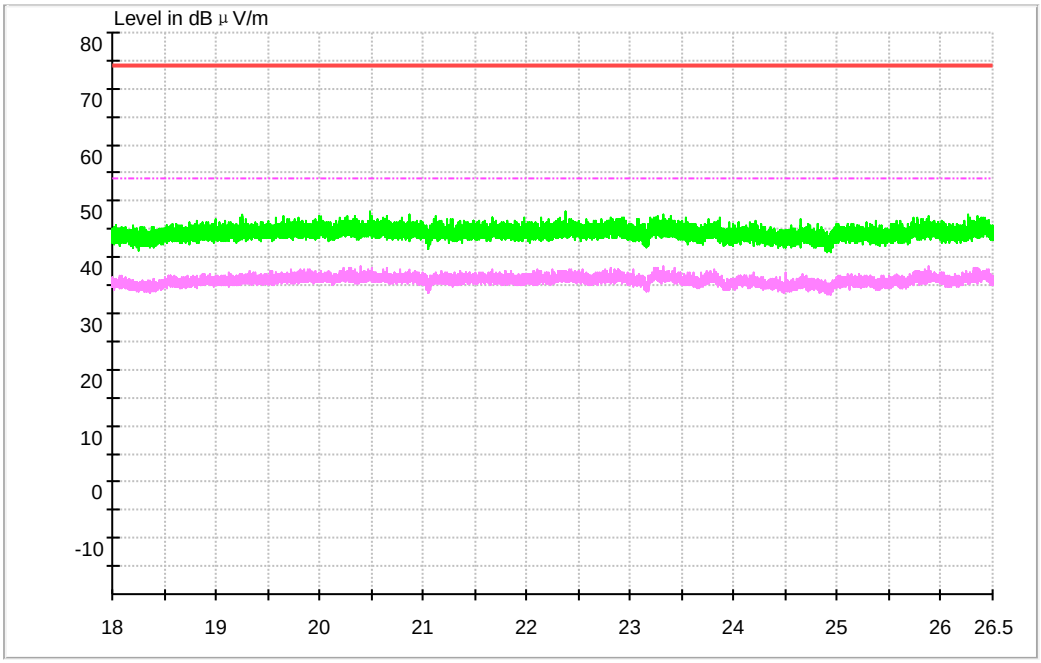

Huawei Proprietary and Confidential
Copyright © Huawei Technologies Co., Ltd.

Appendix I: Conducted Emission at Power Port

Note: RBW =9 kHz, VBW = 30 kHz

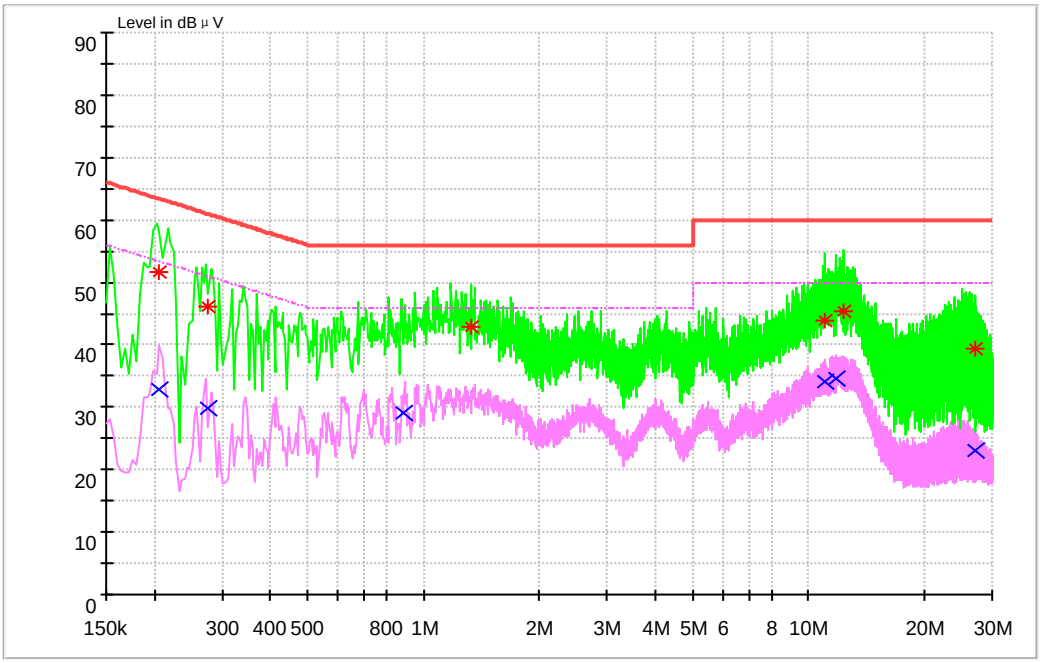

MEASUREMENT RESULT: AV Detector

Frequency (MHz)	Level (dBµV)	Limit (dBµV)	Transd. (dB)	Margin (dB)	Line	PE
0.205362	32.87	53.39	9.7	20.52	L1	FLO
0.275392	29.9	50.96	9.7	21.06	N	FLO
0.882218	29.1	46	9.7	16.9	N	FLO
11.058134	34.06	50	10	15.94	N	FLO
11.740962	34.64	50	10	15.36	N	FLO
27.013593	23.15	50	10.3	26.85	N	FLO

MEASUREMENT RESULT: PK Detector

Frequency (MHz)	Level (dBµV)	Limit (dBµV)	Transd. (dB)	Margin (dB)	Line	PE
0.205505	51.54	63.39	9.7	11.85	N	FLO
0.274474	46.02	60.98	9.7	14.96	L1	FLO
1.33297	42.81	56	9.7	13.19	N	FLO
11.054788	43.84	60	10	16.16	N	FLO
12.305508	45.36	60	10	14.64	N	FLO

Huawei Proprietary and Confidential
Copyright © Huawei Technologies Co., Ltd.

27.222349	39.42	60	10.4	20.58	N	FLO

Note:

1, Level =Reading level by receiver + Transd (Antenna factor + cable loss – preamplifier gain)

The reading level is calculated by software which is not shown in the sheet.

2, Margin=Limit - Level

END

Huawei Proprietary and Confidential
Copyright © Huawei Technologies Co., Ltd.