





Client	Rehabtronics Inc.	
Product	Head Motion Sensor with Charge Dock	
Standard(s)	RSS 210 Issue 8:2010 / FCC Part 15 Subpart C:2015	

EUT TEST SET UP PHOTOS – HSHM1




Power Line Conducted Emission Test Set-up_ Photo 1

Client	Rehabtronics Inc.	
Product	Head Motion Sensor with Charge Dock	
Standard(s)	RSS 210 Issue 8:2010 / FCC Part 15 Subpart C:2015	



Power Line Conducted Emission Test Set-up_ Photo 2

Client	Rehabtronics Inc.	
Product	Head Motion Sensor with Charge Dock	
Standard(s)	RSS 210 Issue 8:2010 / FCC Part 15 Subpart C:2015	




Radiated Emission Test Set-up _ Photo 1

Client	Rehabtronics Inc.	
Product	Head Motion Sensor with Charge Dock	
Standard(s)	RSS 210 Issue 8:2010 / FCC Part 15 Subpart C:2015	



Radiated Emission Test Set-up _ Photo 2

Client	Rehabtronics Inc.	
Product	Head Motion Sensor with Charge Dock	
Standard(s)	RSS 210 Issue 8:2010 / FCC Part 15 Subpart C:2015	



Radiated Emission Test Set-up _ Photo 3

Client	Rehabtronics Inc.	
Product	Head Motion Sensor with Charge Dock	
Standard(s)	RSS 210 Issue 8:2010 / FCC Part 15 Subpart C:2015	



Radiated Emission Test Set-up _ Photo 4