

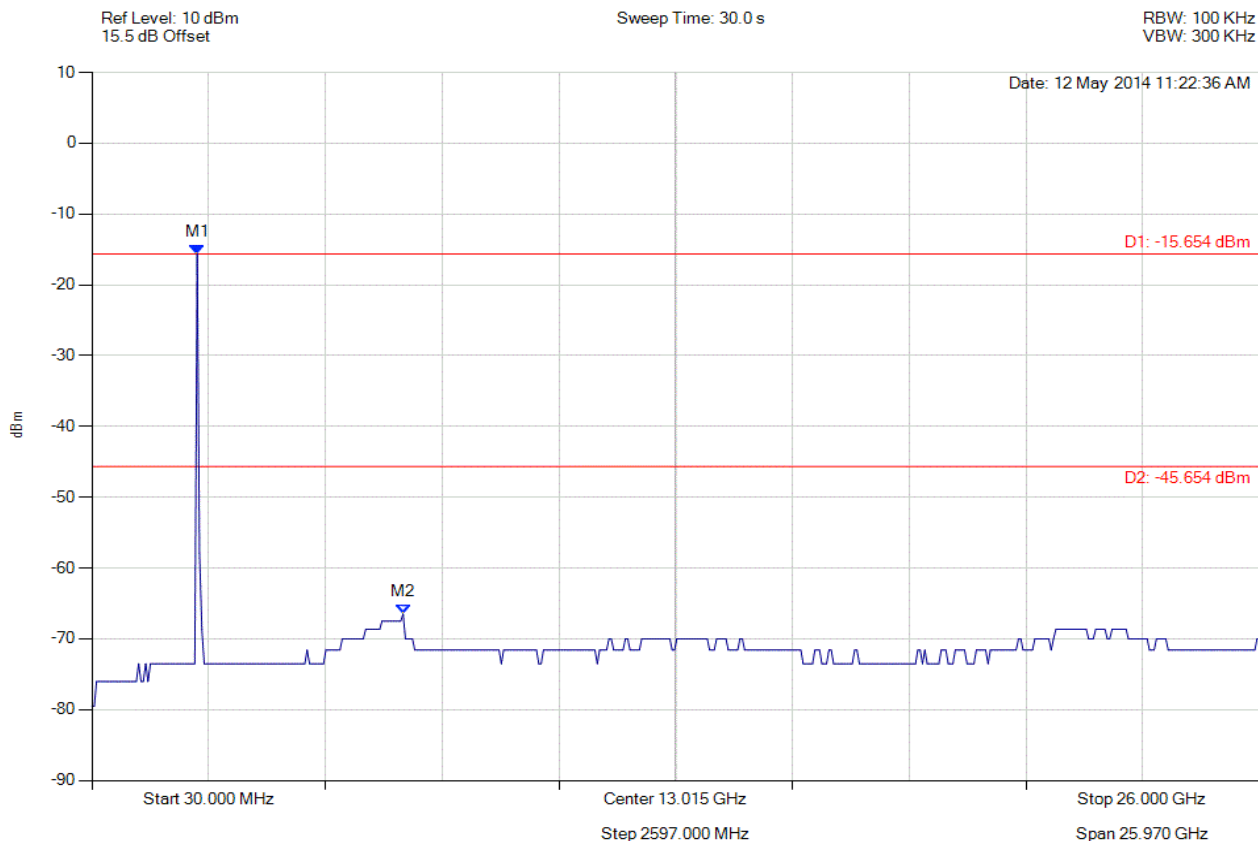


Title: Aruba Networks APIN0214, APIN0215
To: FCC 47 CFR Part 15.247 & IC RSS-210
Serial #: ARUB179-U3 Rev A
Issue Date: 24th June 2014
Page: 258 of 405



CONDUCTED SPURIOUS EMISSIONS - AVERAGE

Variant: 802.11b, Channel: 2412.00 MHz, Chain a, Temp: Ambient, Voltage: 12 Vdc



Analyser Setup	Marker : Frequency : Amplitude	Test Results
Detector = AVERAGE Sweep Count = 0 RF Atten (dB) = 10 Trace Mode = VIEW	M1 : 2371.984 MHz : -15.654 dBm M2 : 6951.864 MHz : -66.480 dBm	Limit: -45.65 dBm Margin: -20.83 dB

[Back to the Matrix](#)

This test report may be reproduced in full only. The document may only be updated by MiCOM Labs personnel. Any changes will be noted in the Document History section of the report.

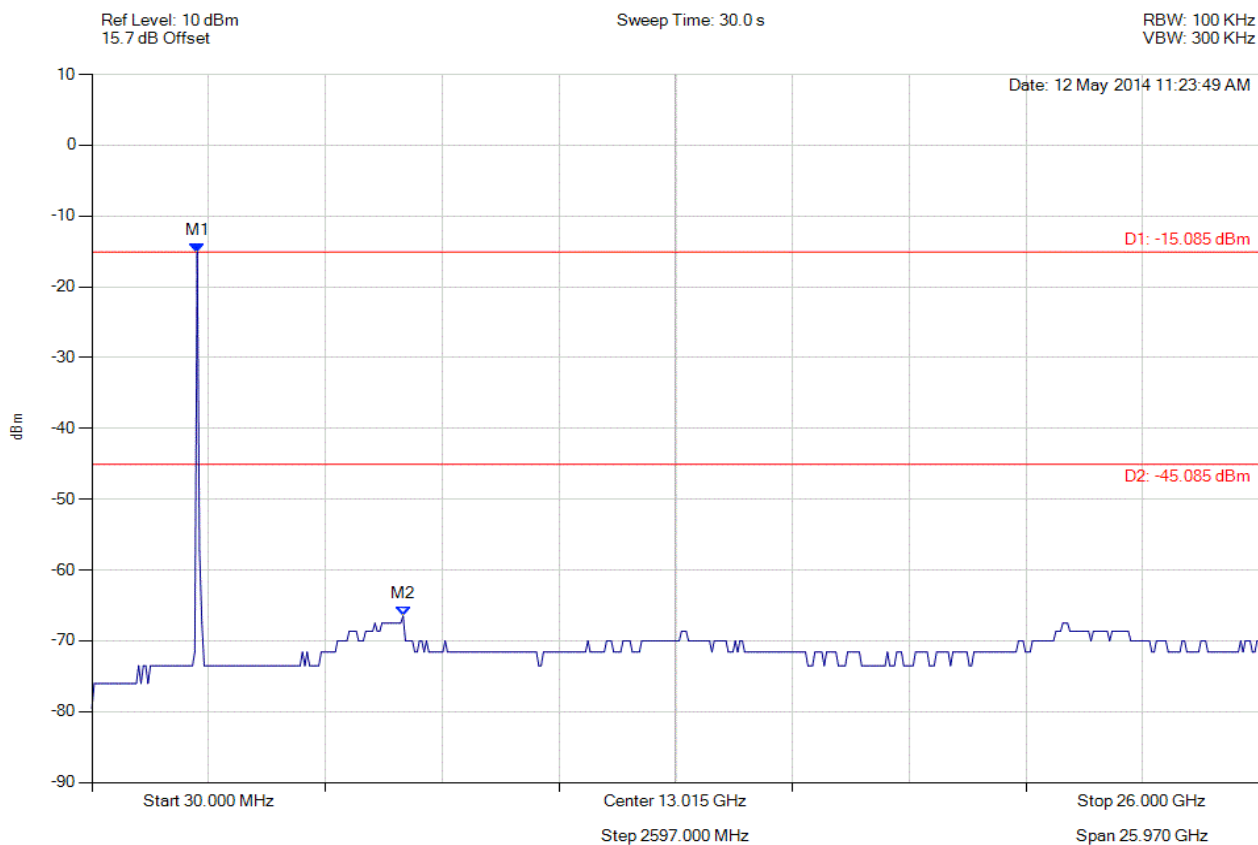


Title: Aruba Networks APIN0214, APIN0215
To: FCC 47 CFR Part 15.247 & IC RSS-210
Serial #: ARUB179-U3 Rev A
Issue Date: 24th June 2014
Page: 259 of 405



CONDUCTED SPURIOUS EMISSIONS - AVERAGE

Variant: 802.11b, Channel: 2412.00 MHz, Chain b, Temp: Ambient, Voltage: 12 Vdc



Analyser Setup	Marker : Frequency : Amplitude	Test Results
Detector = AVERAGE Sweep Count = 0 RF Atten (dB) = 10 Trace Mode = VIEW	M1 : 2371.984 MHz : -15.085 dBm M2 : 6951.864 MHz : -66.480 dBm	Limit: -45.09 dBm Margin: -21.39 dB

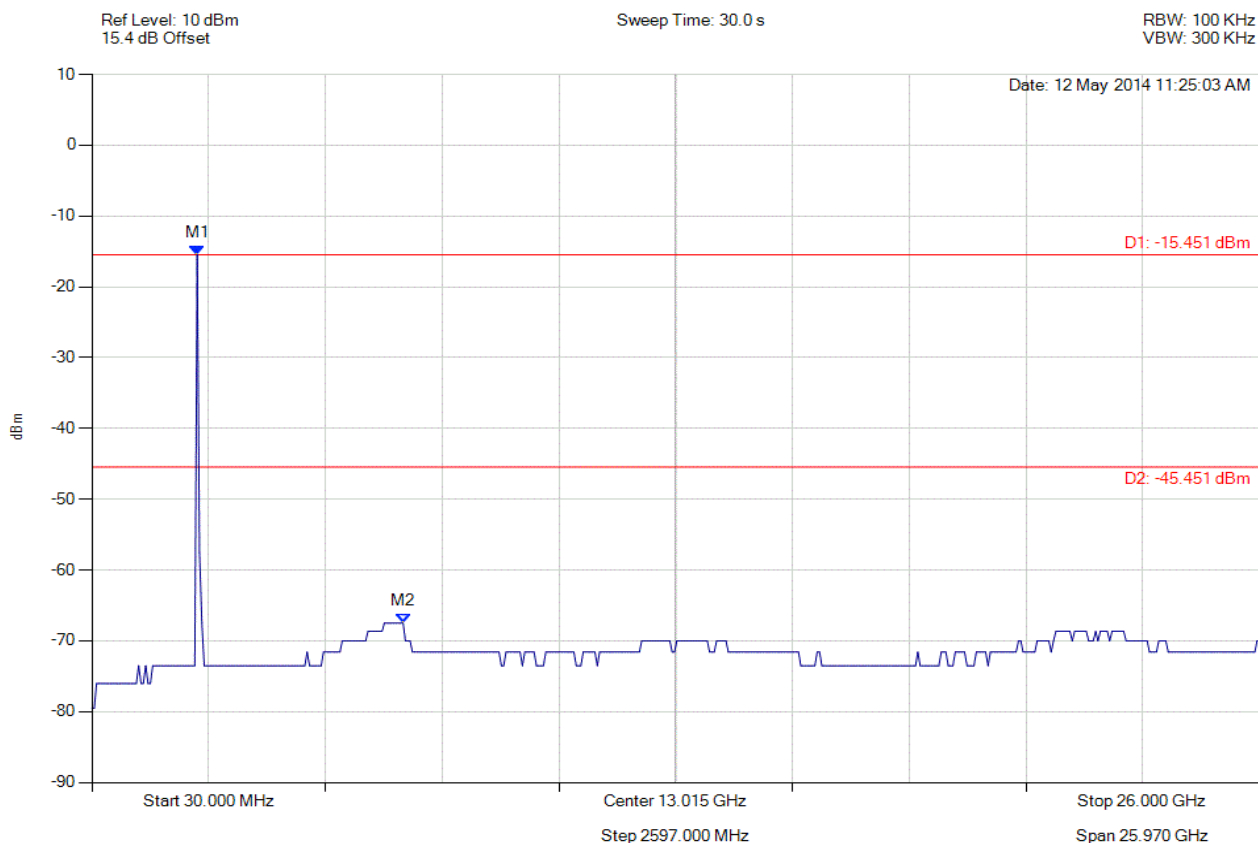
[Back to the Matrix](#)

This test report may be reproduced in full only. The document may only be updated by MiCOM Labs personnel. Any changes will be noted in the Document History section of the report.



CONDUCTED SPURIOUS EMISSIONS - AVERAGE

Variant: 802.11b, Channel: 2412.00 MHz, Chain c, Temp: Ambient, Voltage: 12 Vdc



Analyser Setup	Marker : Frequency : Amplitude	Test Results
Detector = AVERAGE Sweep Count = 0 RF Atten (dB) = 10 Trace Mode = VIEW	M1 : 2371.984 MHz : -15.451 dBm M2 : 6951.864 MHz : -67.504 dBm	Limit: -45.45 dBm Margin: -22.05 dB

[Back to the Matrix](#)

This test report may be reproduced in full only. The document may only be updated by MiCOM Labs personnel. Any changes will be noted in the Document History section of the report.

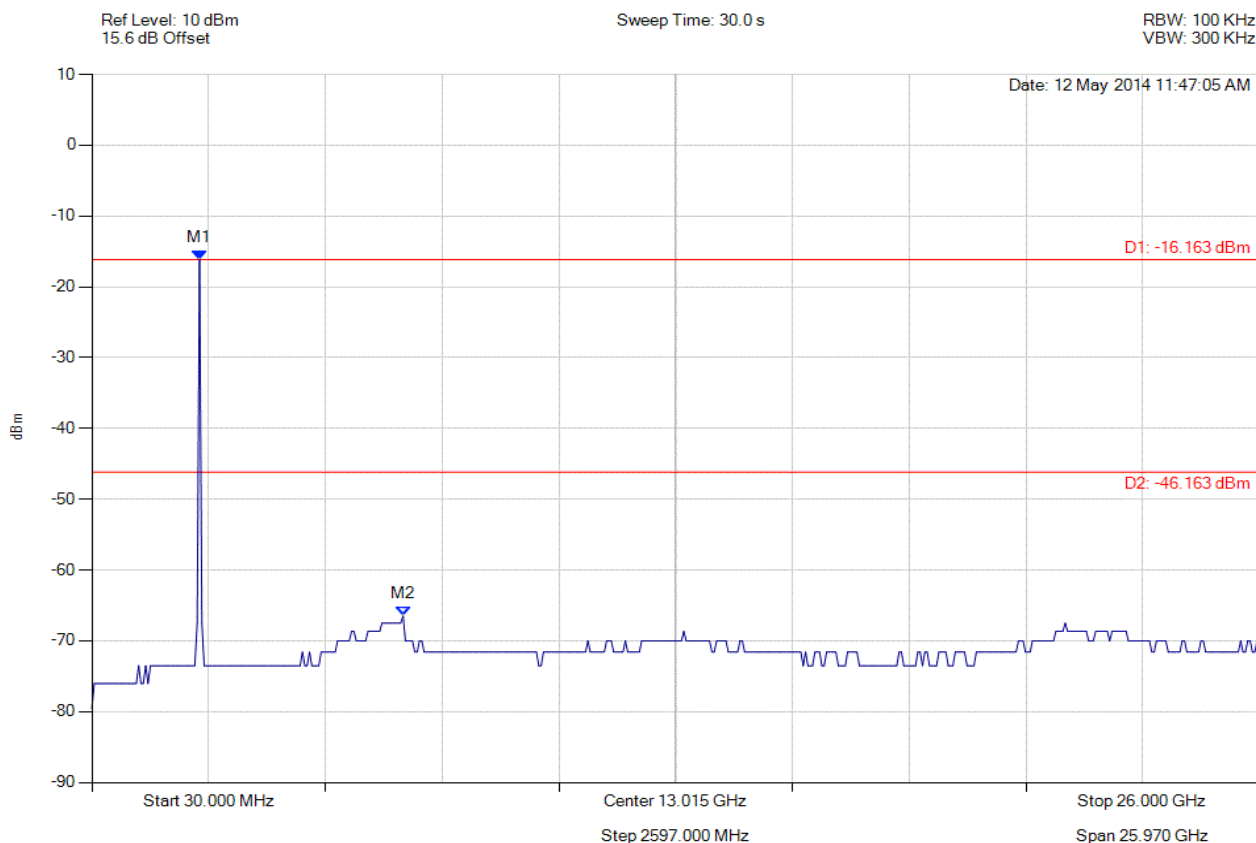


Title: Aruba Networks APIN0214, APIN0215
To: FCC 47 CFR Part 15.247 & IC RSS-210
Serial #: ARUB179-U3 Rev A
Issue Date: 24th June 2014
Page: 261 of 405



CONDUCTED SPURIOUS EMISSIONS - AVERAGE

Variant: 802.11b, Channel: 2437.00 MHz, Chain a, Temp: Ambient, Voltage: 12 Vdc



Analyser Setup	Marker : Frequency : Amplitude	Test Results
Detector = AVERAGE Sweep Count = 0 RF Atten (dB) = 10 Trace Mode = VIEW	M1 : 2424.028 MHz : -16.163 dBm M2 : 6951.864 MHz : -66.480 dBm	Limit: -46.16 dBm Margin: -20.32 dB

[Back to the Matrix](#)

This test report may be reproduced in full only. The document may only be updated by MiCOM Labs personnel. Any changes will be noted in the Document History section of the report.

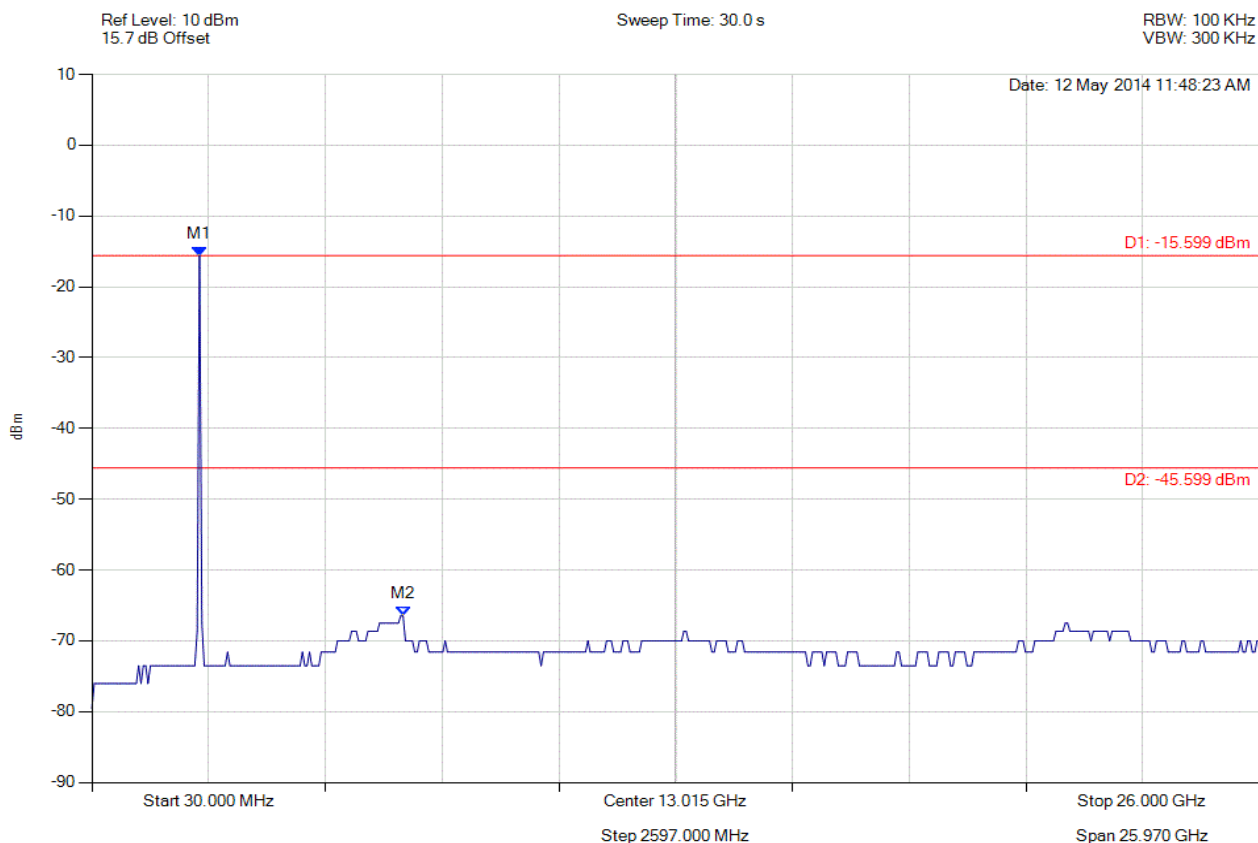


Title: Aruba Networks APIN0214, APIN0215
To: FCC 47 CFR Part 15.247 & IC RSS-210
Serial #: ARUB179-U3 Rev A
Issue Date: 24th June 2014
Page: 262 of 405



CONDUCTED SPURIOUS EMISSIONS - AVERAGE

Variant: 802.11b, Channel: 2437.00 MHz, Chain b, Temp: Ambient, Voltage: 12 Vdc



Analyser Setup	Marker : Frequency : Amplitude	Test Results
Detector = AVERAGE Sweep Count = 0 RF Atten (dB) = 10 Trace Mode = VIEW	M1 : 2424.028 MHz : -15.599 dBm M2 : 6951.864 MHz : -66.480 dBm	Limit: -45.60 dBm Margin: -20.88 dB

[Back to the Matrix](#)

This test report may be reproduced in full only. The document may only be updated by MiCOM Labs personnel. Any changes will be noted in the Document History section of the report.

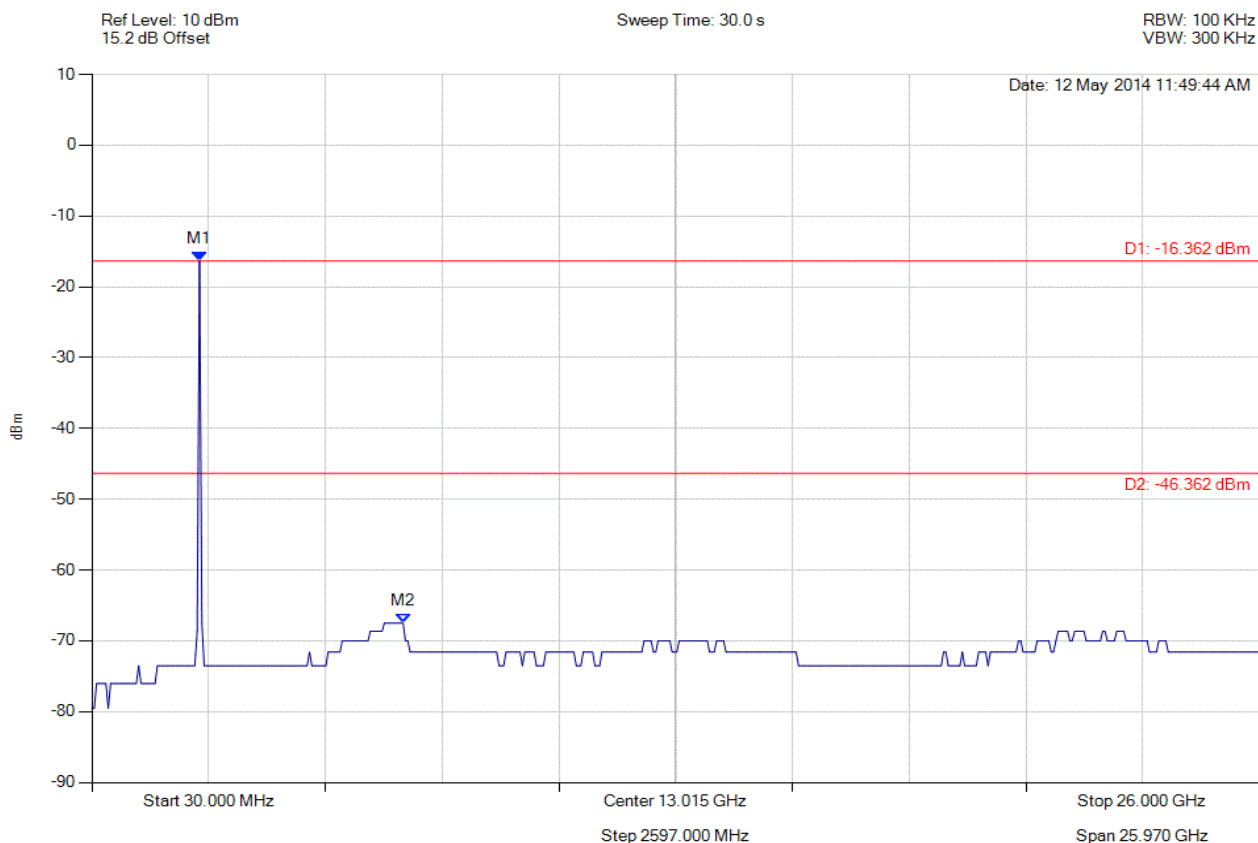


Title: Aruba Networks APIN0214, APIN0215
To: FCC 47 CFR Part 15.247 & IC RSS-210
Serial #: ARUB179-U3 Rev A
Issue Date: 24th June 2014
Page: 263 of 405



CONDUCTED SPURIOUS EMISSIONS - AVERAGE

Variant: 802.11b, Channel: 2437.00 MHz, Chain c, Temp: Ambient, Voltage: 12 Vdc



Analyser Setup	Marker : Frequency : Amplitude	Test Results
Detector = AVERAGE Sweep Count = 0 RF Atten (dB) = 10 Trace Mode = VIEW	M1 : 2424.028 MHz : -16.362 dBm M2 : 6951.864 MHz : -67.504 dBm	Limit: -46.36 dBm Margin: -21.14 dB

[Back to the Matrix](#)

This test report may be reproduced in full only. The document may only be updated by MiCOM Labs personnel. Any changes will be noted in the Document History section of the report.

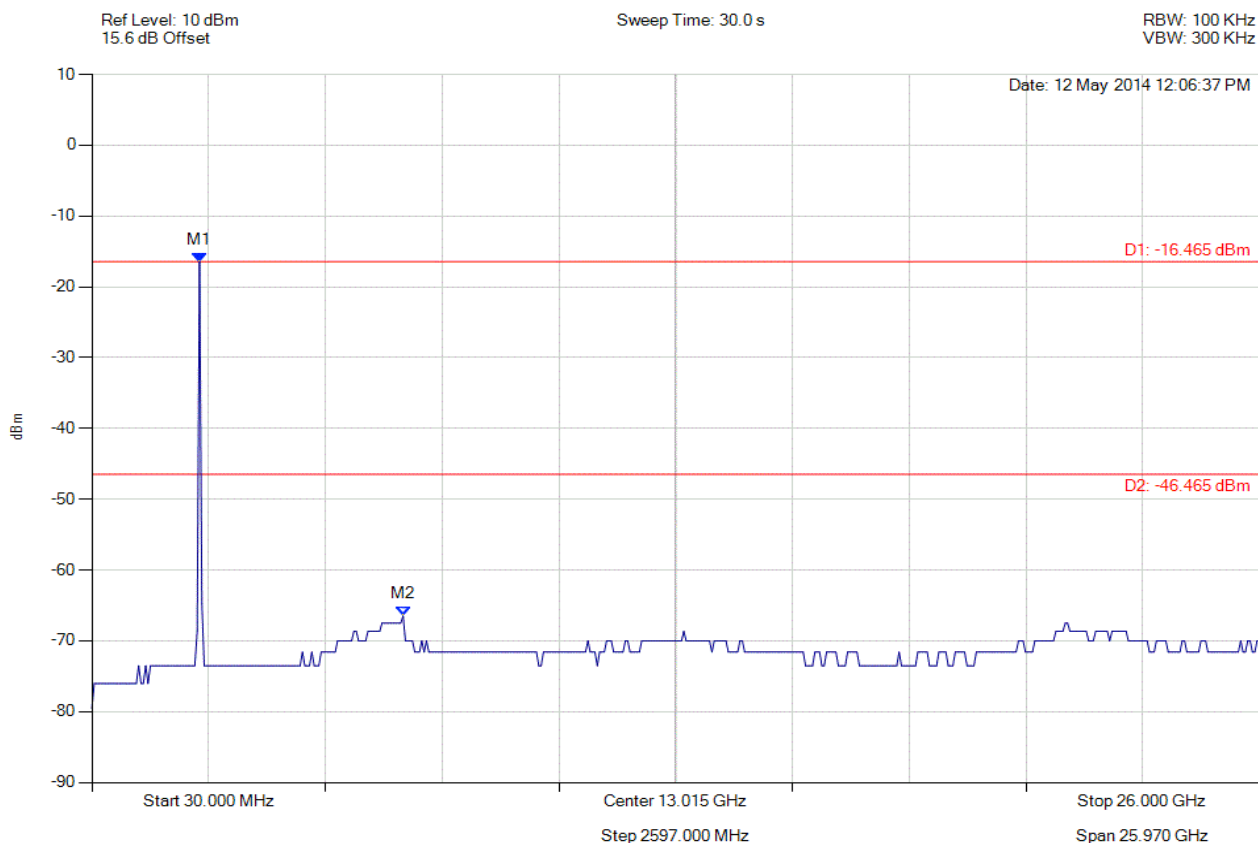


Title: Aruba Networks APIN0214, APIN0215
To: FCC 47 CFR Part 15.247 & IC RSS-210
Serial #: ARUB179-U3 Rev A
Issue Date: 24th June 2014
Page: 264 of 405



CONDUCTED SPURIOUS EMISSIONS - AVERAGE

Variant: 802.11b, Channel: 2462.00 MHz, Chain a, Temp: Ambient, Voltage: 12 Vdc



Analyser Setup	Marker : Frequency : Amplitude	Test Results
Detector = AVERAGE Sweep Count = 0 RF Atten (dB) = 10 Trace Mode = VIEW	M1 : 2424.028 MHz : -16.465 dBm M2 : 6951.864 MHz : -66.480 dBm	Limit: -46.47 dBm Margin: -20.01 dB

[Back to the Matrix](#)

This test report may be reproduced in full only. The document may only be updated by MiCOM Labs personnel. Any changes will be noted in the Document History section of the report.

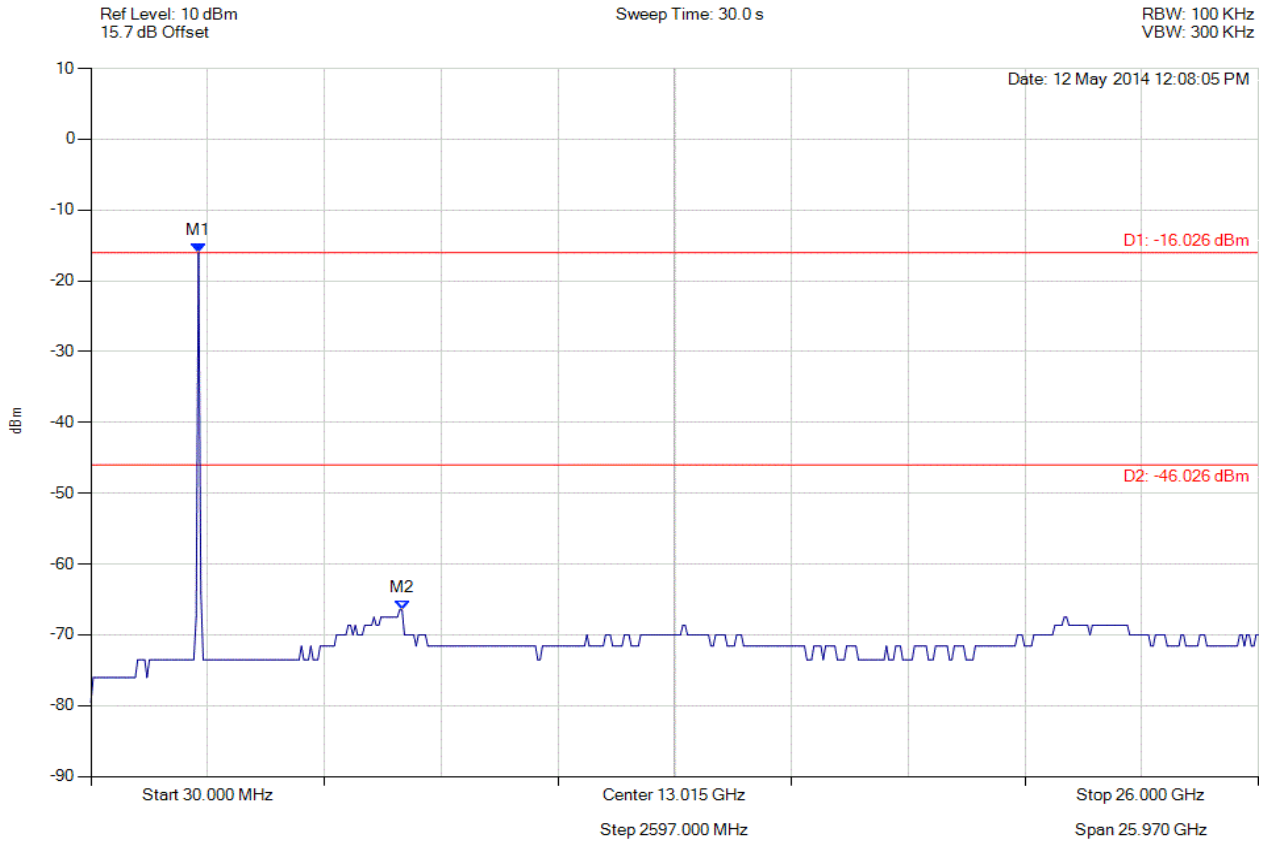


Title: Aruba Networks APIN0214, APIN0215
To: FCC 47 CFR Part 15.247 & IC RSS-210
Serial #: ARUB179-U3 Rev A
Issue Date: 24th June 2014
Page: 265 of 405



CONDUCTED SPURIOUS EMISSIONS - AVERAGE

Variant: 802.11b, Channel: 2462.00 MHz, Chain b, Temp: Ambient, Voltage: 12 Vdc



Analyser Setup	Marker : Frequency : Amplitude	Test Results
Detector = AVERAGE Sweep Count = 0 RF Atten (dB) = 10 Trace Mode = VIEW	M1 : 2424.028 MHz : -16.026 dBm M2 : 6951.864 MHz : -66.480 dBm	Limit: -46.03 dBm Margin: -20.45 dB

[Back to the Matrix](#)

This test report may be reproduced in full only. The document may only be updated by MiCOM Labs personnel. Any changes will be noted in the Document History section of the report.

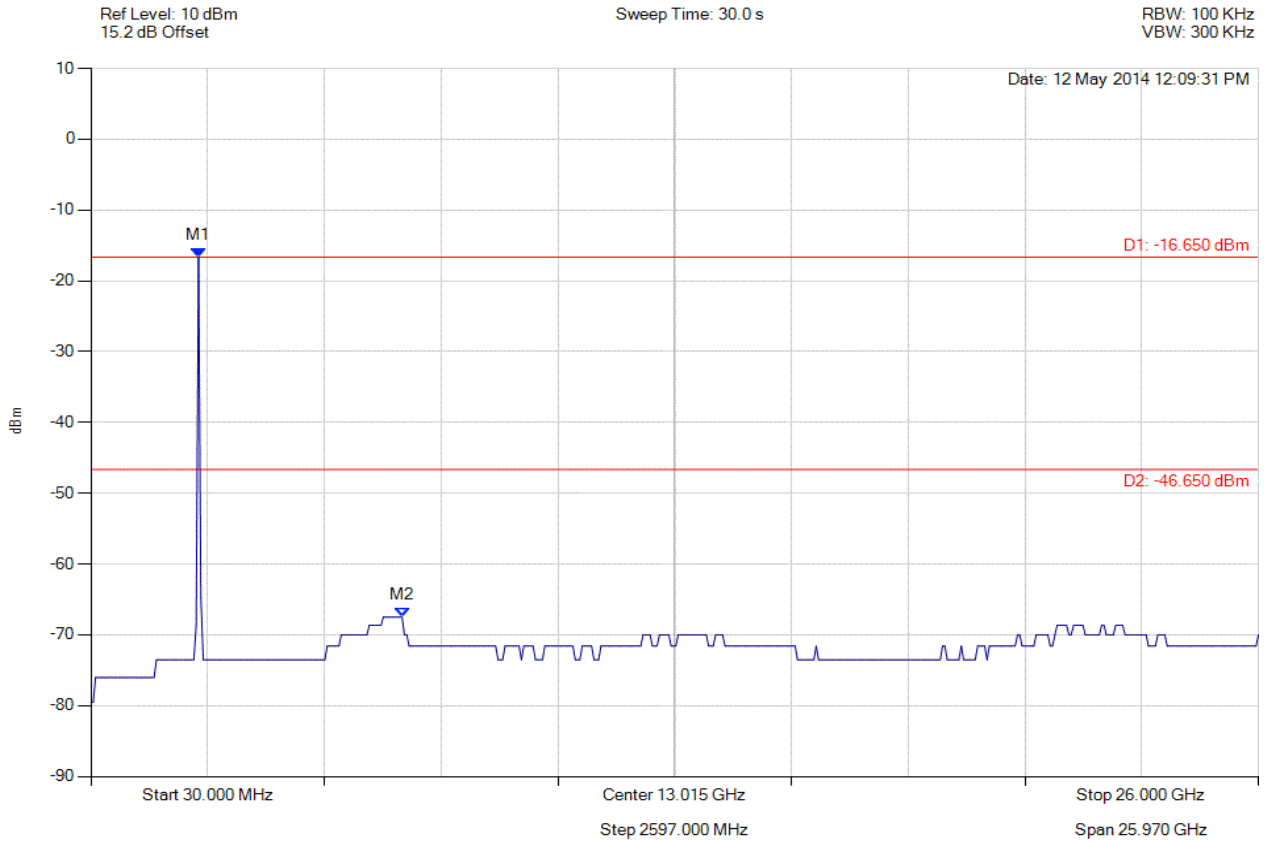


Title: Aruba Networks APIN0214, APIN0215
To: FCC 47 CFR Part 15.247 & IC RSS-210
Serial #: ARUB179-U3 Rev A
Issue Date: 24th June 2014
Page: 266 of 405



CONDUCTED SPURIOUS EMISSIONS - AVERAGE

Variant: 802.11b, Channel: 2462.00 MHz, Chain c, Temp: Ambient, Voltage: 12 Vdc



Analyser Setup	Marker : Frequency : Amplitude	Test Results
Detector = AVERAGE Sweep Count = 0 RF Atten (dB) = 10 Trace Mode = VIEW	M1 : 2424.028 MHz : -16.650 dBm M2 : 6951.864 MHz : -67.504 dBm	Limit: -46.65 dBm Margin: -20.85 dB

[Back to the Matrix](#)

This test report may be reproduced in full only. The document may only be updated by MiCOM Labs personnel. Any changes will be noted in the Document History section of the report.

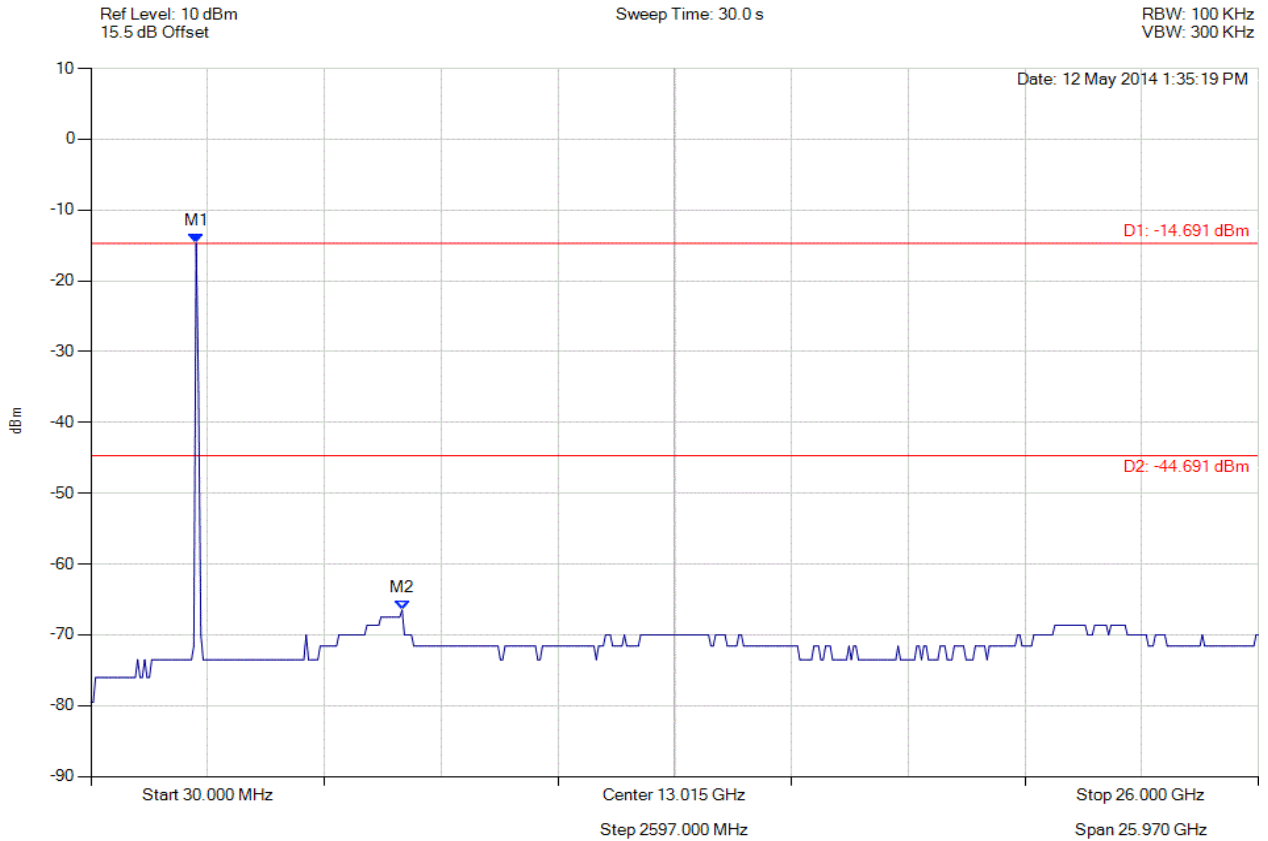


Title: Aruba Networks APIN0214, APIN0215
To: FCC 47 CFR Part 15.247 & IC RSS-210
Serial #: ARUB179-U3 Rev A
Issue Date: 24th June 2014
Page: 267 of 405



CONDUCTED SPURIOUS EMISSIONS - AVERAGE

Variant: 802.11g, Channel: 2412.00 MHz, Chain a, Temp: Ambient, Voltage: 12 Vdc



Analyser Setup	Marker : Frequency : Amplitude	Test Results
Detector = AVERAGE Sweep Count = 0 RF Atten (dB) = 10 Trace Mode = VIEW	M1 : 2371.984 MHz : -14.691 dBm M2 : 6951.864 MHz : -66.480 dBm	Limit: -44.69 dBm Margin: -21.79 dB

[Back to the Matrix](#)

This test report may be reproduced in full only. The document may only be updated by MiCOM Labs personnel. Any changes will be noted in the Document History section of the report.

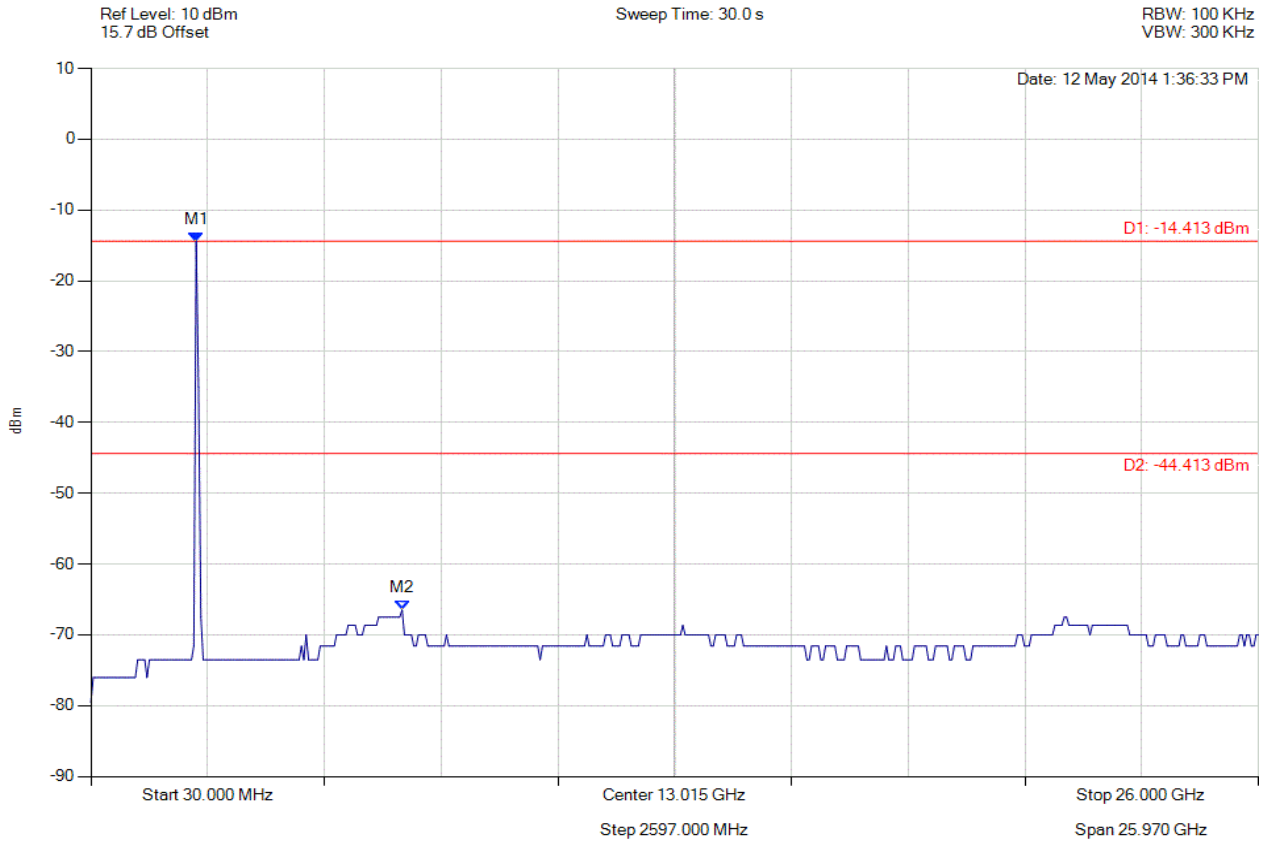


Title: Aruba Networks APIN0214, APIN0215
To: FCC 47 CFR Part 15.247 & IC RSS-210
Serial #: ARUB179-U3 Rev A
Issue Date: 24th June 2014
Page: 268 of 405



CONDUCTED SPURIOUS EMISSIONS - AVERAGE

Variant: 802.11g, Channel: 2412.00 MHz, Chain b, Temp: Ambient, Voltage: 12 Vdc



Analyser Setup	Marker : Frequency : Amplitude	Test Results
Detector = AVERAGE Sweep Count = 0 RF Atten (dB) = 10 Trace Mode = VIEW	M1 : 2371.984 MHz : -14.413 dBm M2 : 6951.864 MHz : -66.480 dBm	Limit: -44.41 dBm Margin: -22.07 dB

[Back to the Matrix](#)

This test report may be reproduced in full only. The document may only be updated by MiCOM Labs personnel. Any changes will be noted in the Document History section of the report.

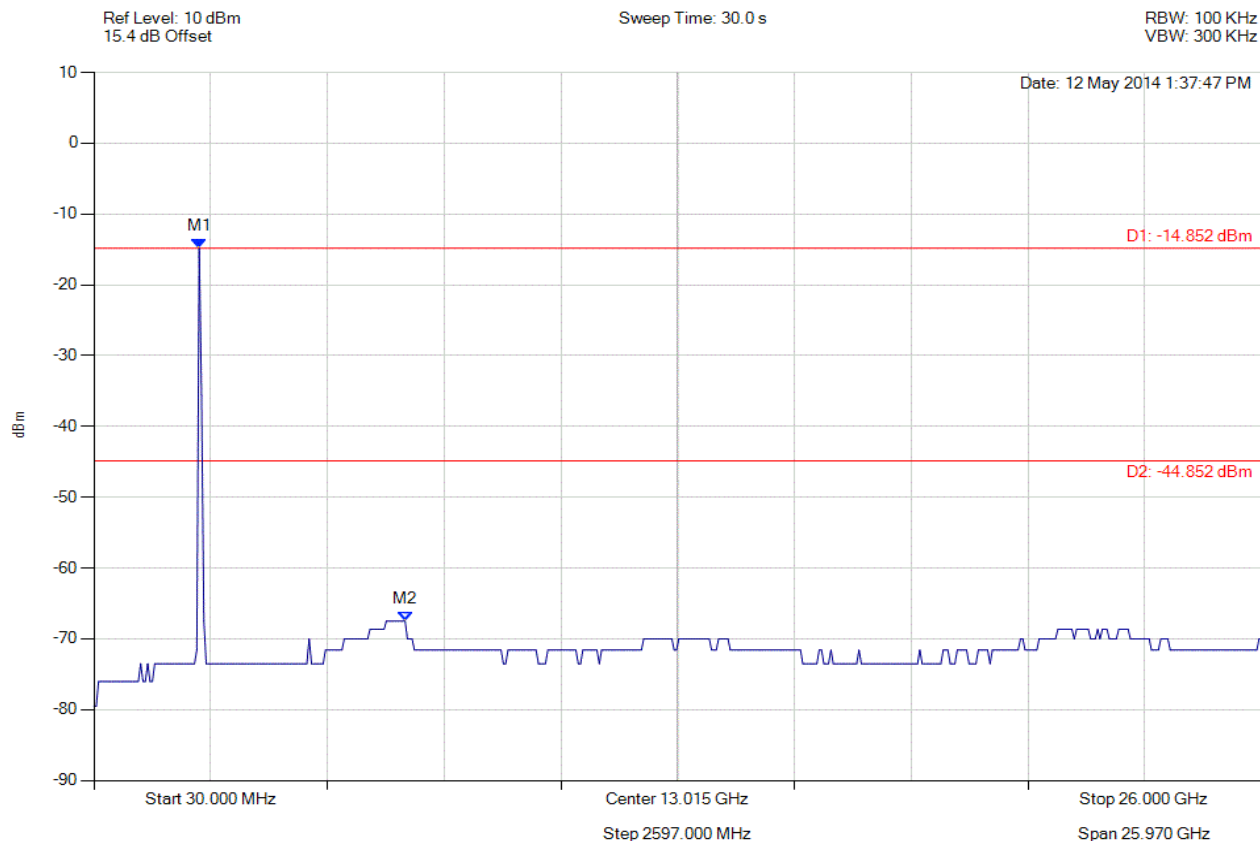


Title: Aruba Networks APIN0214, APIN0215
To: FCC 47 CFR Part 15.247 & IC RSS-210
Serial #: ARUB179-U3 Rev A
Issue Date: 24th June 2014
Page: 269 of 405



CONDUCTED SPURIOUS EMISSIONS - AVERAGE

Variant: 802.11g, Channel: 2412.00 MHz, Chain c, Temp: Ambient, Voltage: 12 Vdc



Analyser Setup	Marker : Frequency : Amplitude	Test Results
Detector = AVERAGE Sweep Count = 0 RF Atten (dB) = 10 Trace Mode = VIEW	M1 : 2371.984 MHz : -14.852 dBm M2 : 6951.864 MHz : -67.504 dBm	Limit: -44.85 dBm Margin: -22.65 dB

[Back to the Matrix](#)

This test report may be reproduced in full only. The document may only be updated by MiCOM Labs personnel. Any changes will be noted in the Document History section of the report.

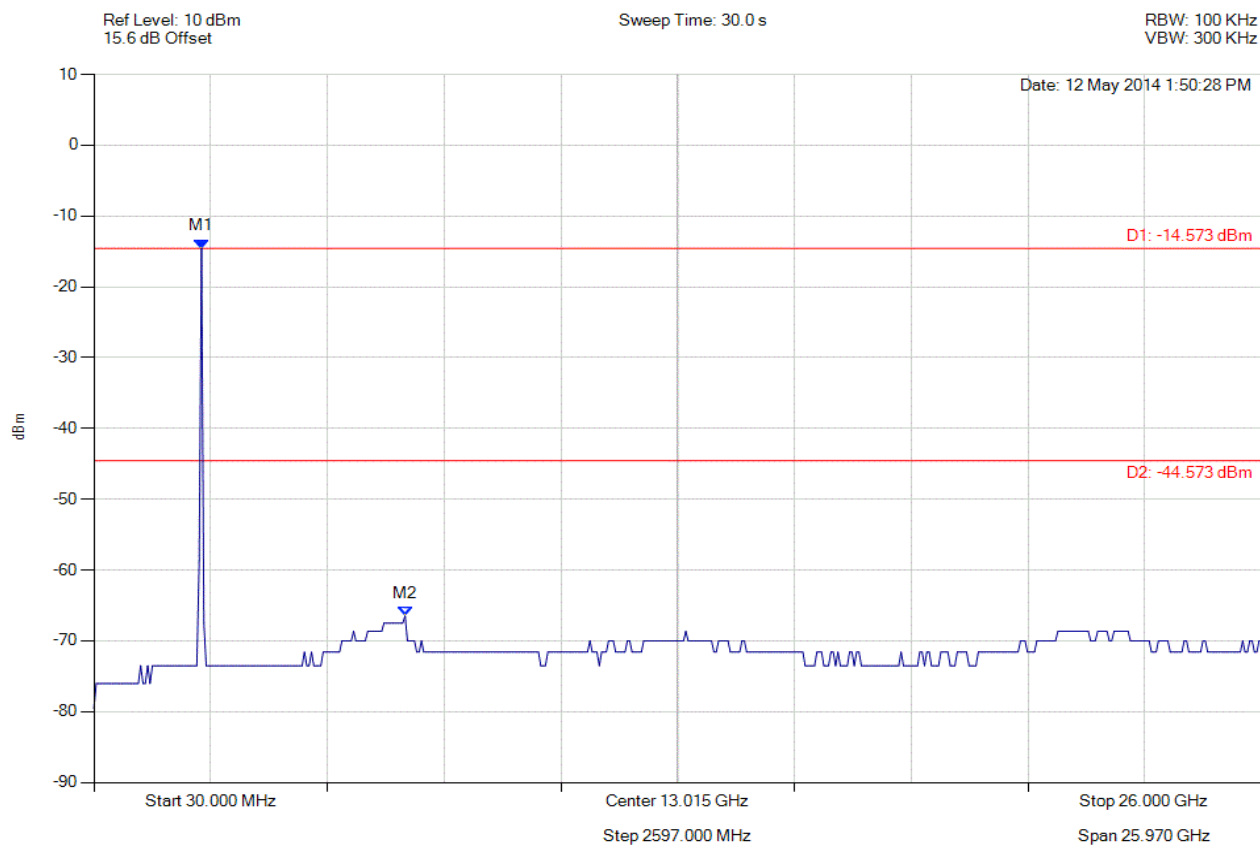


Title: Aruba Networks APIN0214, APIN0215
To: FCC 47 CFR Part 15.247 & IC RSS-210
Serial #: ARUB179-U3 Rev A
Issue Date: 24th June 2014
Page: 270 of 405



CONDUCTED SPURIOUS EMISSIONS - AVERAGE

Variant: 802.11g, Channel: 2437.00 MHz, Chain a, Temp: Ambient, Voltage: 12 Vdc



Analyser Setup	Marker : Frequency : Amplitude	Test Results
Detector = AVERAGE Sweep Count = 0 RF Atten (dB) = 10 Trace Mode = VIEW	M1 : 2424.028 MHz : -14.573 dBm M2 : 6951.864 MHz : -66.480 dBm	Limit: -44.57 dBm Margin: -21.91 dB

[Back to the Matrix](#)

This test report may be reproduced in full only. The document may only be updated by MiCOM Labs personnel. Any changes will be noted in the Document History section of the report.

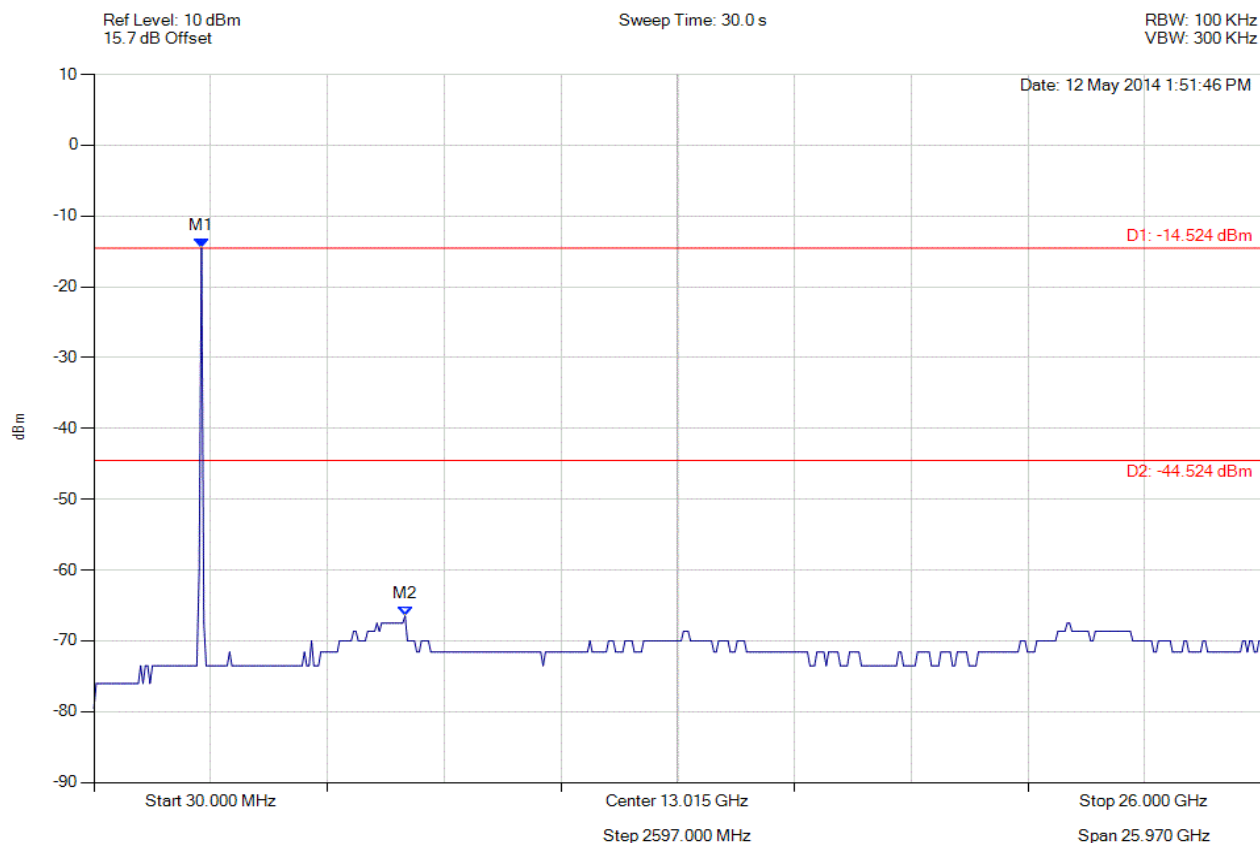


Title: Aruba Networks APIN0214, APIN0215
To: FCC 47 CFR Part 15.247 & IC RSS-210
Serial #: ARUB179-U3 Rev A
Issue Date: 24th June 2014
Page: 271 of 405



CONDUCTED SPURIOUS EMISSIONS - AVERAGE

Variant: 802.11g, Channel: 2437.00 MHz, Chain b, Temp: Ambient, Voltage: 12 Vdc



Analyser Setup	Marker : Frequency : Amplitude	Test Results
Detector = AVERAGE Sweep Count = 0 RF Atten (dB) = 10 Trace Mode = VIEW	M1 : 2424.028 MHz : -14.524 dBm M2 : 6951.864 MHz : -66.480 dBm	Limit: -44.52 dBm Margin: -21.96 dB

[Back to the Matrix](#)

This test report may be reproduced in full only. The document may only be updated by MiCOM Labs personnel. Any changes will be noted in the Document History section of the report.

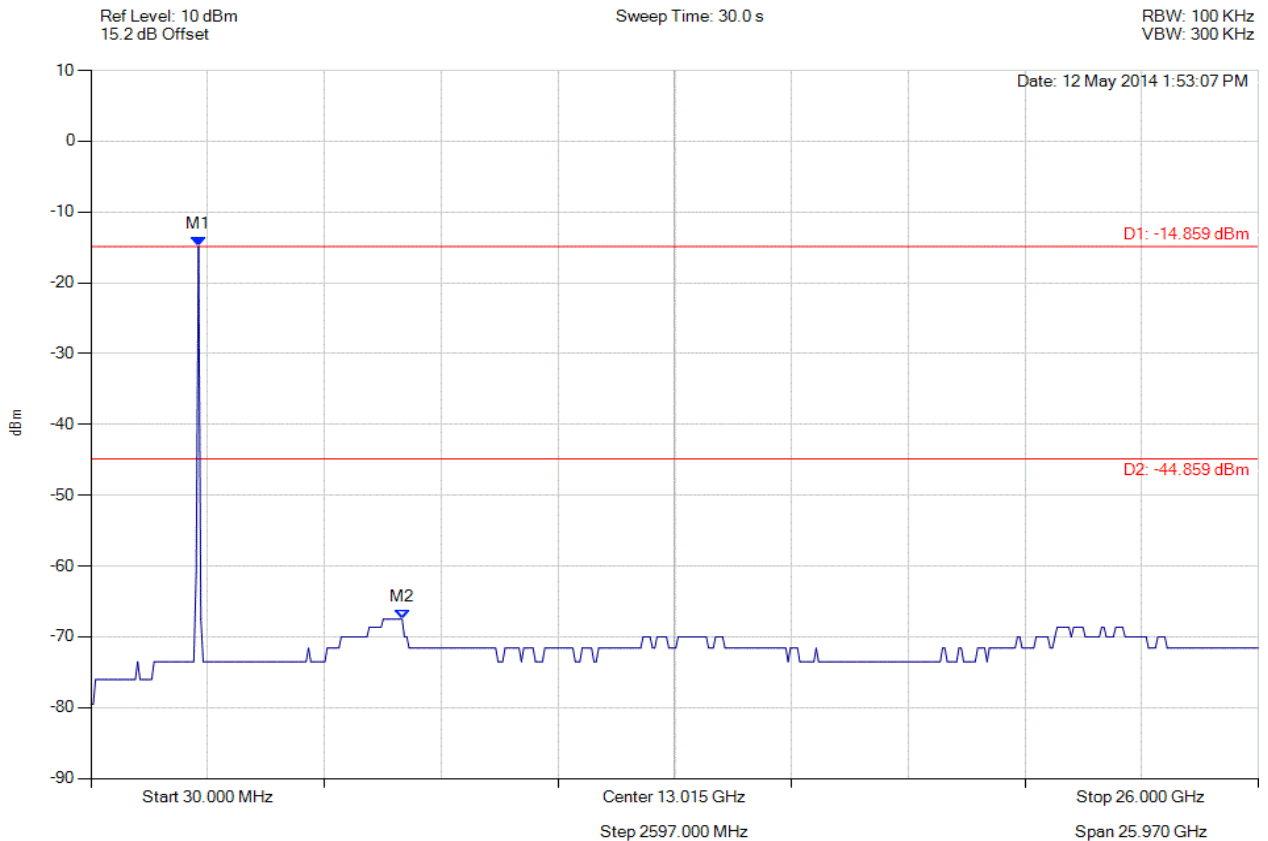


Title: Aruba Networks APIN0214, APIN0215
To: FCC 47 CFR Part 15.247 & IC RSS-210
Serial #: ARUB179-U3 Rev A
Issue Date: 24th June 2014
Page: 272 of 405



CONDUCTED SPURIOUS EMISSIONS - AVERAGE

Variant: 802.11g, Channel: 2437.00 MHz, Chain c, Temp: Ambient, Voltage: 12 Vdc



Analyser Setup	Marker : Frequency : Amplitude	Test Results
Detector = AVERAGE Sweep Count = 0 RF Atten (dB) = 10 Trace Mode = VIEW	M1 : 2424.028 MHz : -14.859 dBm M2 : 6951.864 MHz : -67.504 dBm	Limit: -44.86 dBm Margin: -22.64 dB

[Back to the Matrix](#)

This test report may be reproduced in full only. The document may only be updated by MiCOM Labs personnel. Any changes will be noted in the Document History section of the report.

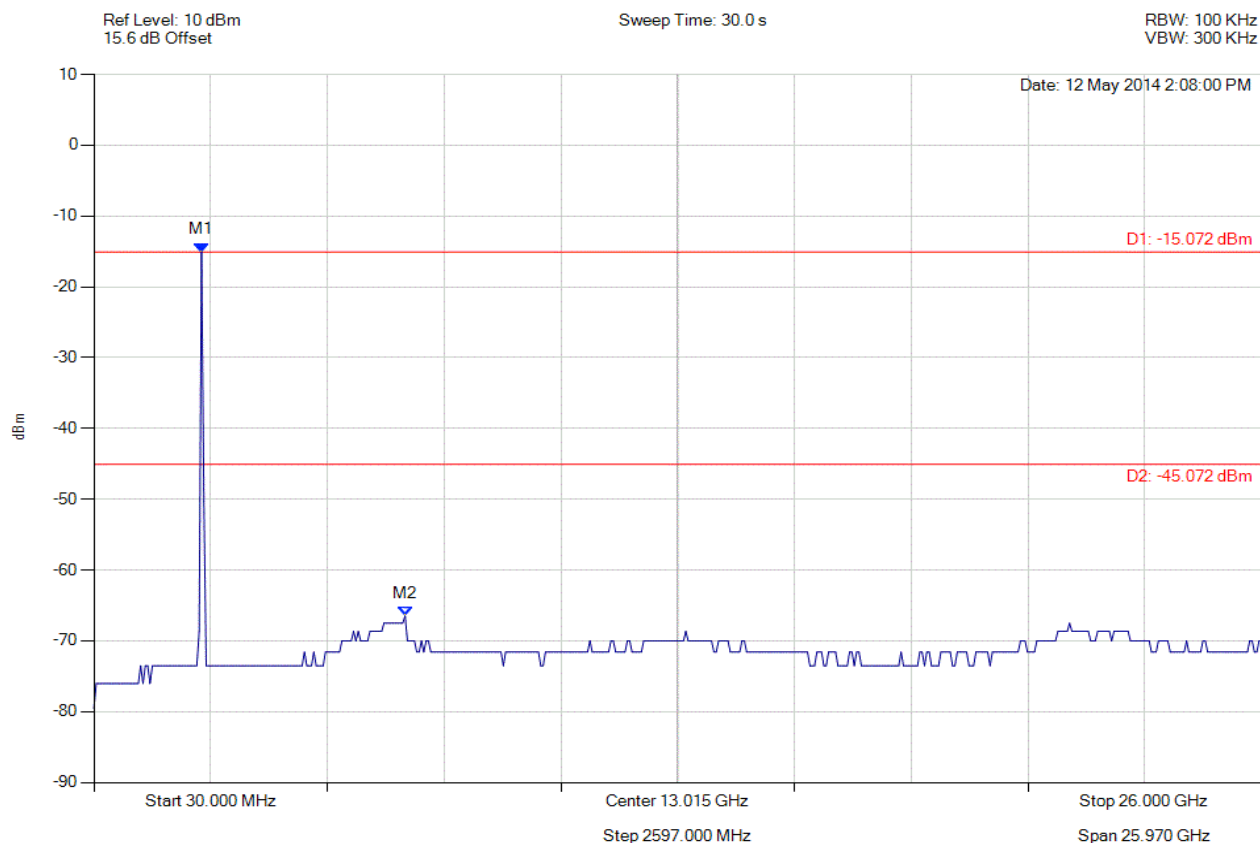


Title: Aruba Networks APIN0214, APIN0215
To: FCC 47 CFR Part 15.247 & IC RSS-210
Serial #: ARUB179-U3 Rev A
Issue Date: 24th June 2014
Page: 273 of 405



CONDUCTED SPURIOUS EMISSIONS - AVERAGE

Variant: 802.11g, Channel: 2462.00 MHz, Chain a, Temp: Ambient, Voltage: 12 Vdc



Analyser Setup	Marker : Frequency : Amplitude	Test Results
Detector = AVERAGE Sweep Count = 0 RF Atten (dB) = 10 Trace Mode = VIEW	M1 : 2424.028 MHz : -15.072 dBm M2 : 6951.864 MHz : -66.480 dBm	Limit: -45.07 dBm Margin: -21.41 dB

[Back to the Matrix](#)

This test report may be reproduced in full only. The document may only be updated by MiCOM Labs personnel. Any changes will be noted in the Document History section of the report.

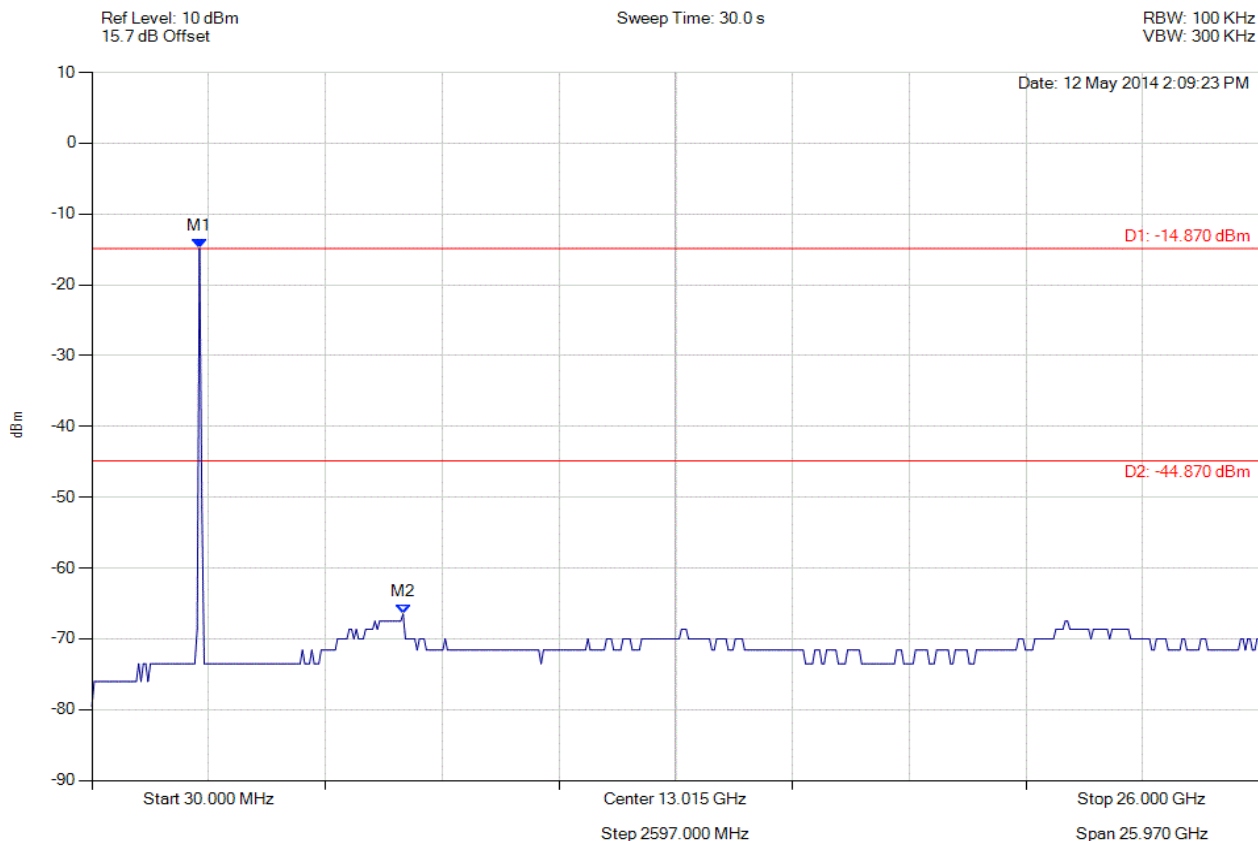


Title: Aruba Networks APIN0214, APIN0215
To: FCC 47 CFR Part 15.247 & IC RSS-210
Serial #: ARUB179-U3 Rev A
Issue Date: 24th June 2014
Page: 274 of 405



CONDUCTED SPURIOUS EMISSIONS - AVERAGE

Variant: 802.11g, Channel: 2462.00 MHz, Chain b, Temp: Ambient, Voltage: 12 Vdc



Analyser Setup	Marker : Frequency : Amplitude	Test Results
Detector = AVERAGE Sweep Count = 0 RF Atten (dB) = 10 Trace Mode = VIEW	M1 : 2424.028 MHz : -14.870 dBm M2 : 6951.864 MHz : -66.480 dBm	Limit: -44.87 dBm Margin: -21.61 dB

[Back to the Matrix](#)

This test report may be reproduced in full only. The document may only be updated by MiCOM Labs personnel. Any changes will be noted in the Document History section of the report.

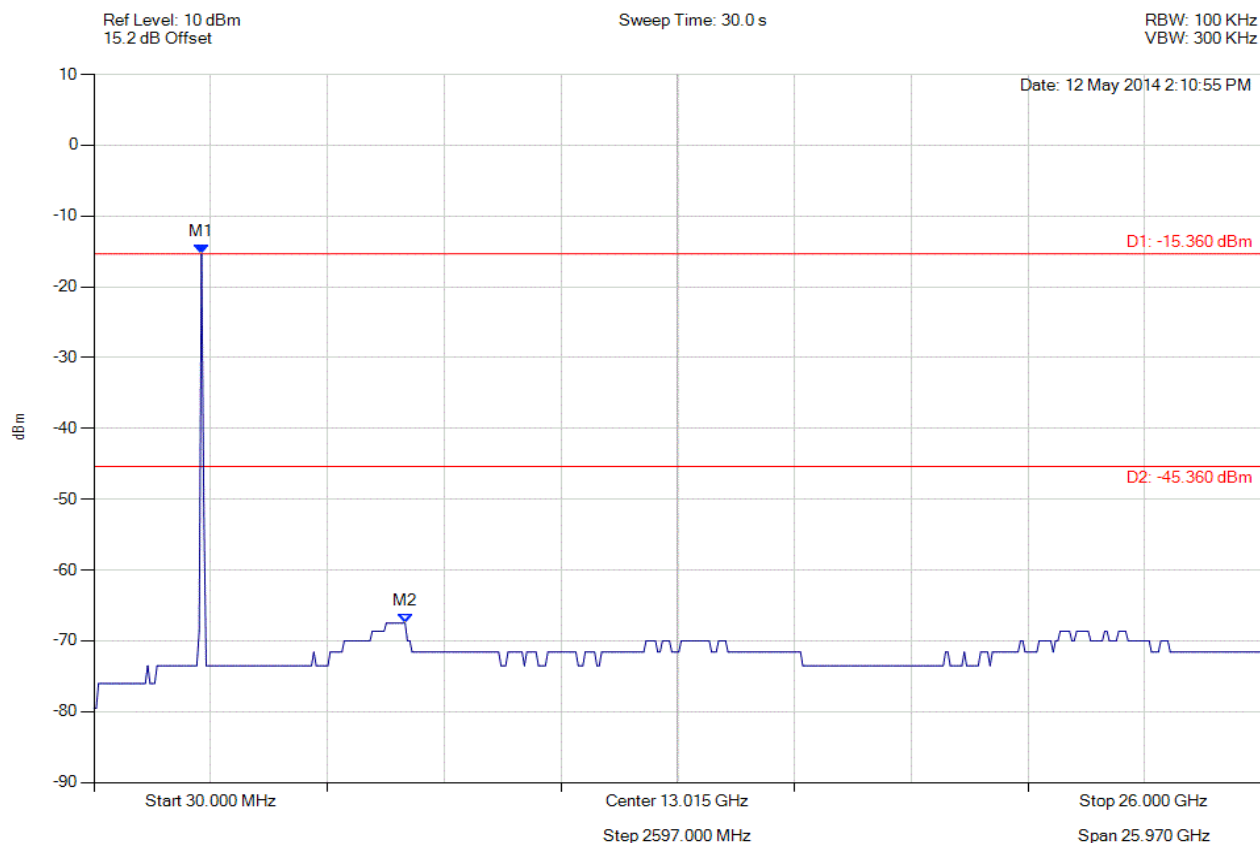


Title: Aruba Networks APIN0214, APIN0215
To: FCC 47 CFR Part 15.247 & IC RSS-210
Serial #: ARUB179-U3 Rev A
Issue Date: 24th June 2014
Page: 275 of 405



CONDUCTED SPURIOUS EMISSIONS - AVERAGE

Variant: 802.11g, Channel: 2462.00 MHz, Chain c, Temp: Ambient, Voltage: 12 Vdc



Analyser Setup	Marker : Frequency : Amplitude	Test Results
Detector = AVERAGE Sweep Count = 0 RF Atten (dB) = 10 Trace Mode = VIEW	M1 : 2424.028 MHz : -15.360 dBm M2 : 6951.864 MHz : -67.504 dBm	Limit: -45.36 dBm Margin: -22.14 dB

[Back to the Matrix](#)

This test report may be reproduced in full only. The document may only be updated by MiCOM Labs personnel. Any changes will be noted in the Document History section of the report.

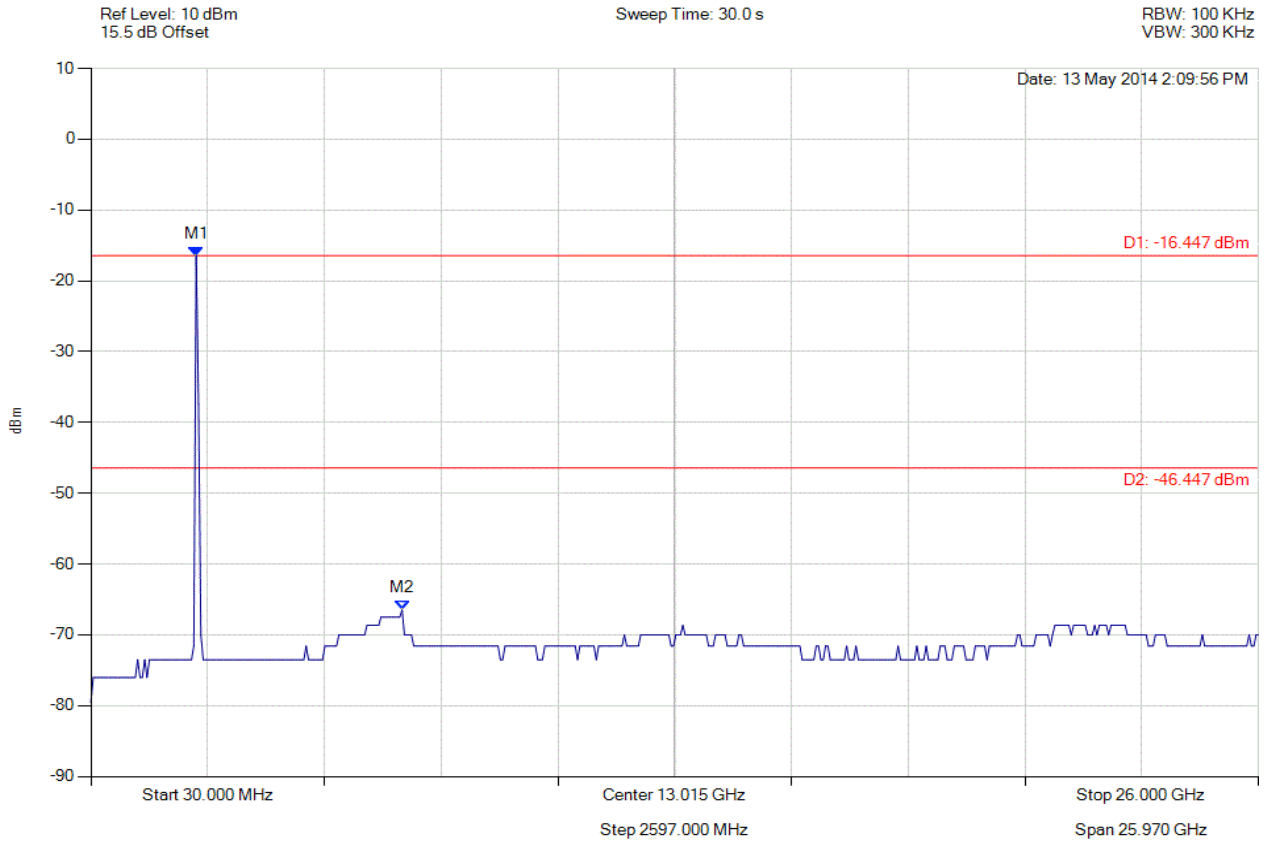


Title: Aruba Networks APIN0214, APIN0215
To: FCC 47 CFR Part 15.247 & IC RSS-210
Serial #: ARUB179-U3 Rev A
Issue Date: 24th June 2014
Page: 276 of 405



CONDUCTED SPURIOUS EMISSIONS - AVERAGE

Variant: 802.11n HT-20, Channel: 2412.00 MHz, Chain a, Temp: Ambient, Voltage: 12 Vdc



Analyser Setup	Marker : Frequency : Amplitude	Test Results
Detector = AVERAGE Sweep Count = 0 RF Atten (dB) = 10 Trace Mode = VIEW	M1 : 2371.984 MHz : -16.447 dBm M2 : 6951.864 MHz : -66.480 dBm	Limit: -46.45 dBm Margin: -20.03 dB

[Back to the Matrix](#)

This test report may be reproduced in full only. The document may only be updated by MiCOM Labs personnel. Any changes will be noted in the Document History section of the report.

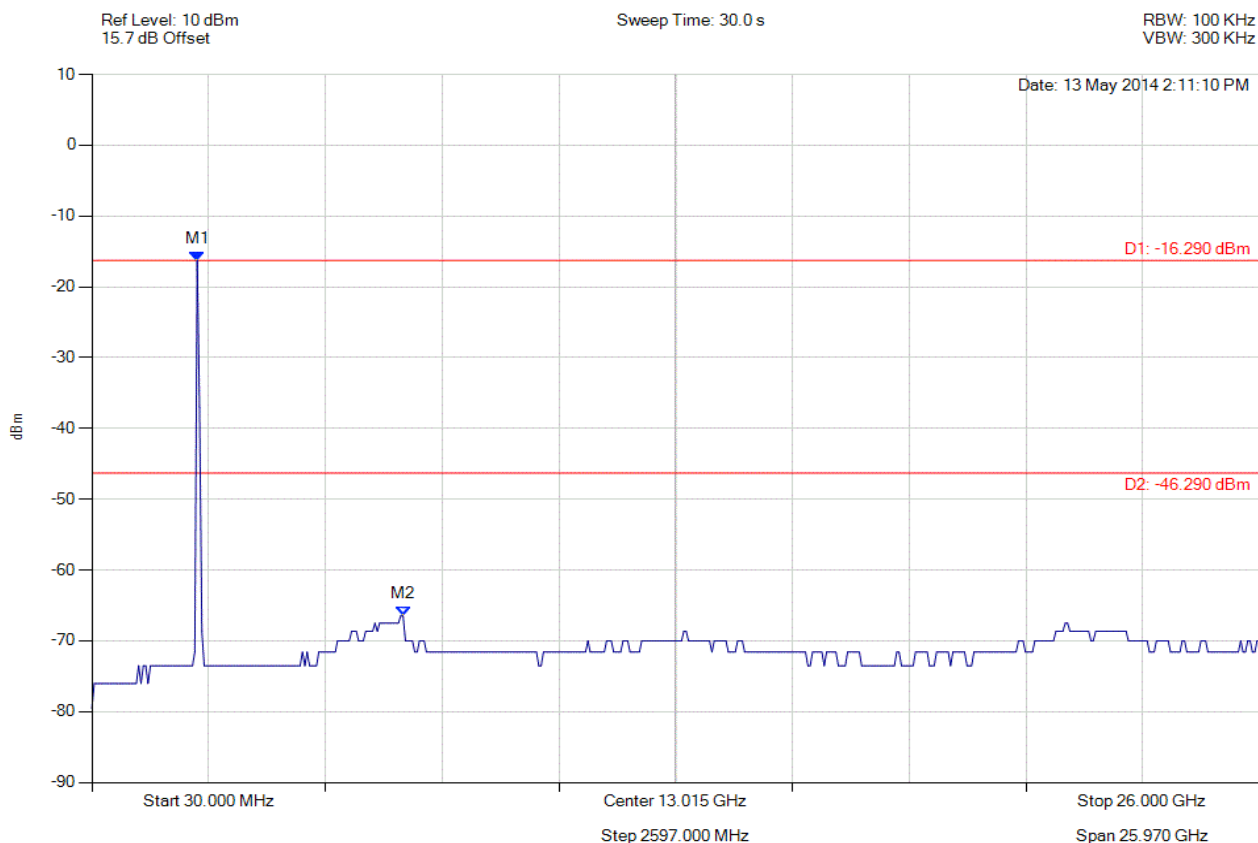


Title: Aruba Networks APIN0214, APIN0215
To: FCC 47 CFR Part 15.247 & IC RSS-210
Serial #: ARUB179-U3 Rev A
Issue Date: 24th June 2014
Page: 277 of 405



CONDUCTED SPURIOUS EMISSIONS - AVERAGE

Variant: 802.11n HT-20, Channel: 2412.00 MHz, Chain b, Temp: Ambient, Voltage: 12 Vdc



Analyser Setup	Marker : Frequency : Amplitude	Test Results
Detector = AVERAGE Sweep Count = 0 RF Atten (dB) = 10 Trace Mode = VIEW	M1 : 2371.984 MHz : -16.290 dBm M2 : 6951.864 MHz : -66.480 dBm	Limit: -46.29 dBm Margin: -20.19 dB

[Back to the Matrix](#)

This test report may be reproduced in full only. The document may only be updated by MiCOM Labs personnel. Any changes will be noted in the Document History section of the report.

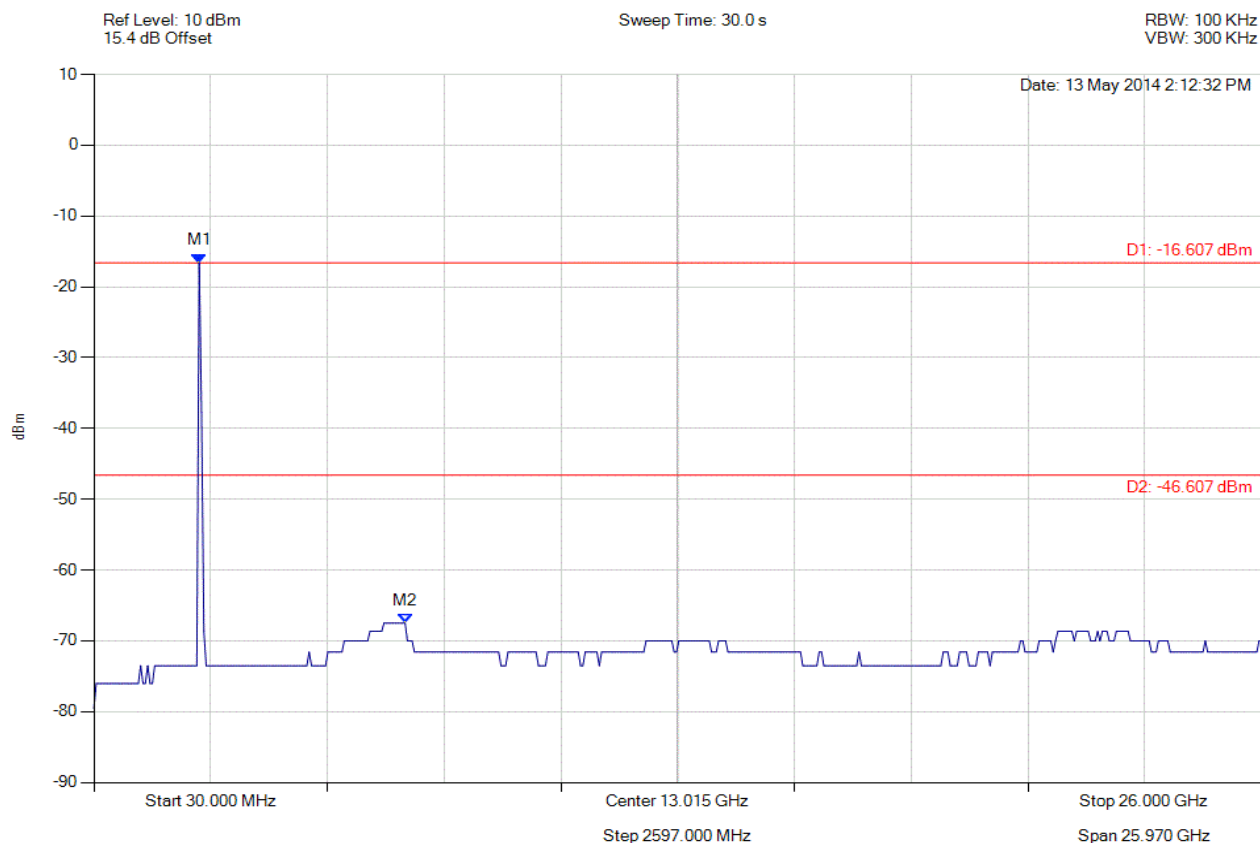


Title: Aruba Networks APIN0214, APIN0215
To: FCC 47 CFR Part 15.247 & IC RSS-210
Serial #: ARUB179-U3 Rev A
Issue Date: 24th June 2014
Page: 278 of 405



CONDUCTED SPURIOUS EMISSIONS - AVERAGE

Variant: 802.11n HT-20, Channel: 2412.00 MHz, Chain c, Temp: Ambient, Voltage: 12 Vdc



Analyser Setup	Marker : Frequency : Amplitude	Test Results
Detector = AVERAGE Sweep Count = 0 RF Atten (dB) = 10 Trace Mode = VIEW	M1 : 2371.984 MHz : -16.607 dBm M2 : 6951.864 MHz : -67.504 dBm	Limit: -46.61 dBm Margin: -20.89 dB

[Back to the Matrix](#)

This test report may be reproduced in full only. The document may only be updated by MiCOM Labs personnel. Any changes will be noted in the Document History section of the report.

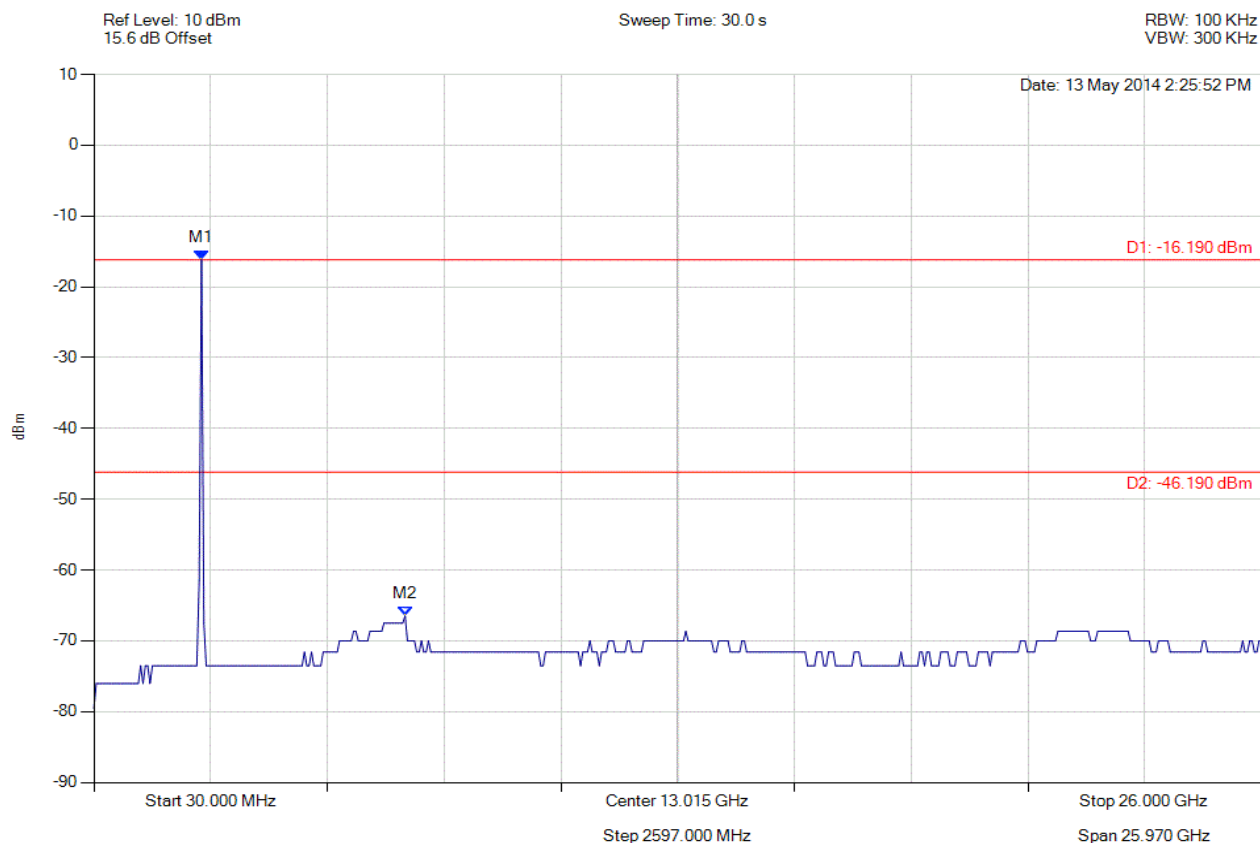


Title: Aruba Networks APIN0214, APIN0215
To: FCC 47 CFR Part 15.247 & IC RSS-210
Serial #: ARUB179-U3 Rev A
Issue Date: 24th June 2014
Page: 279 of 405



CONDUCTED SPURIOUS EMISSIONS - AVERAGE

Variant: 802.11n HT-20, Channel: 2437.00 MHz, Chain a, Temp: Ambient, Voltage: 12 Vdc



Analyser Setup	Marker : Frequency : Amplitude	Test Results
Detector = AVERAGE Sweep Count = 0 RF Atten (dB) = 10 Trace Mode = VIEW	M1 : 2424.028 MHz : -16.190 dBm M2 : 6951.864 MHz : -66.480 dBm	Limit: -46.19 dBm Margin: -20.29 dB

[Back to the Matrix](#)

This test report may be reproduced in full only. The document may only be updated by MiCOM Labs personnel. Any changes will be noted in the Document History section of the report.

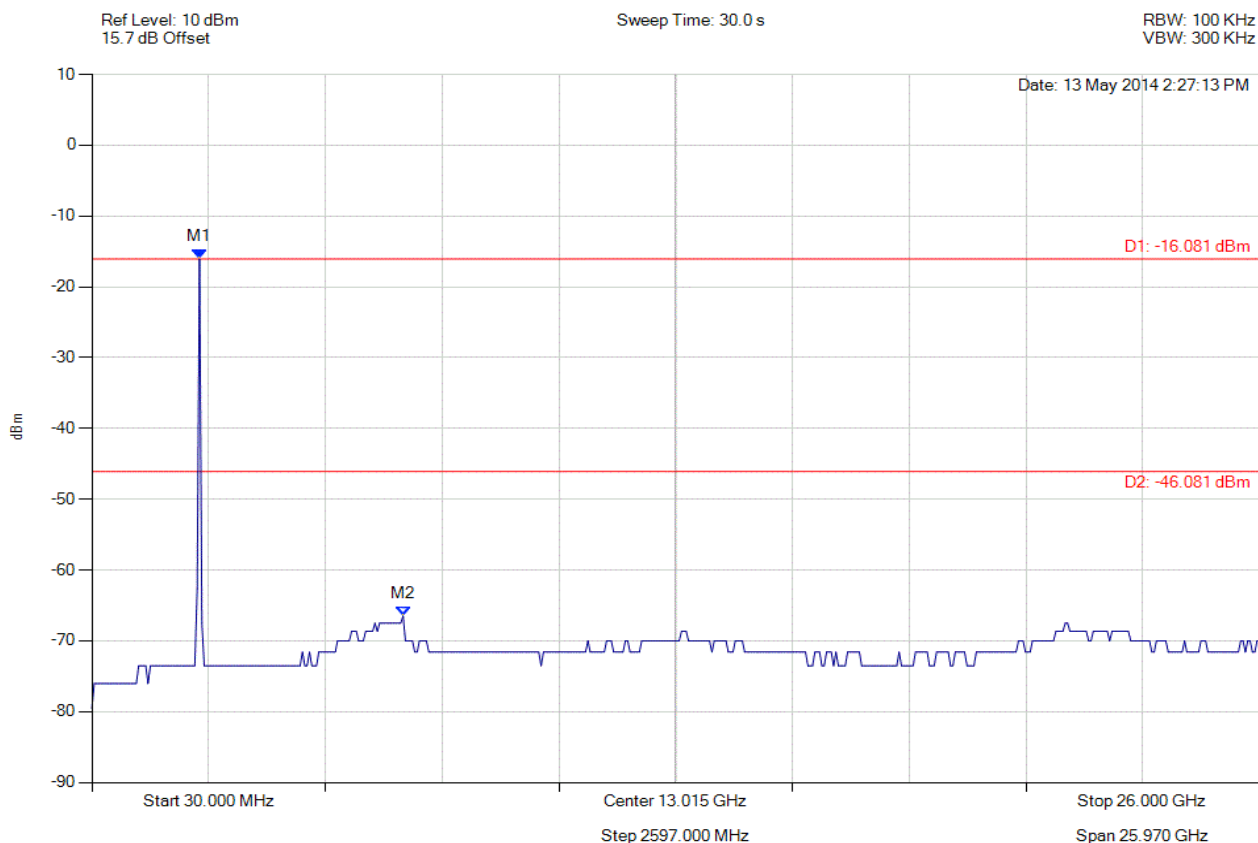


Title: Aruba Networks APIN0214, APIN0215
To: FCC 47 CFR Part 15.247 & IC RSS-210
Serial #: ARUB179-U3 Rev A
Issue Date: 24th June 2014
Page: 280 of 405



CONDUCTED SPURIOUS EMISSIONS - AVERAGE

Variant: 802.11n HT-20, Channel: 2437.00 MHz, Chain b, Temp: Ambient, Voltage: 12 Vdc



Analyser Setup	Marker : Frequency : Amplitude	Test Results
Detector = AVERAGE Sweep Count = 0 RF Atten (dB) = 10 Trace Mode = VIEW	M1 : 2424.028 MHz : -16.081 dBm M2 : 6951.864 MHz : -66.480 dBm	Limit: -46.08 dBm Margin: -20.40 dB

[Back to the Matrix](#)

This test report may be reproduced in full only. The document may only be updated by MiCOM Labs personnel. Any changes will be noted in the Document History section of the report.

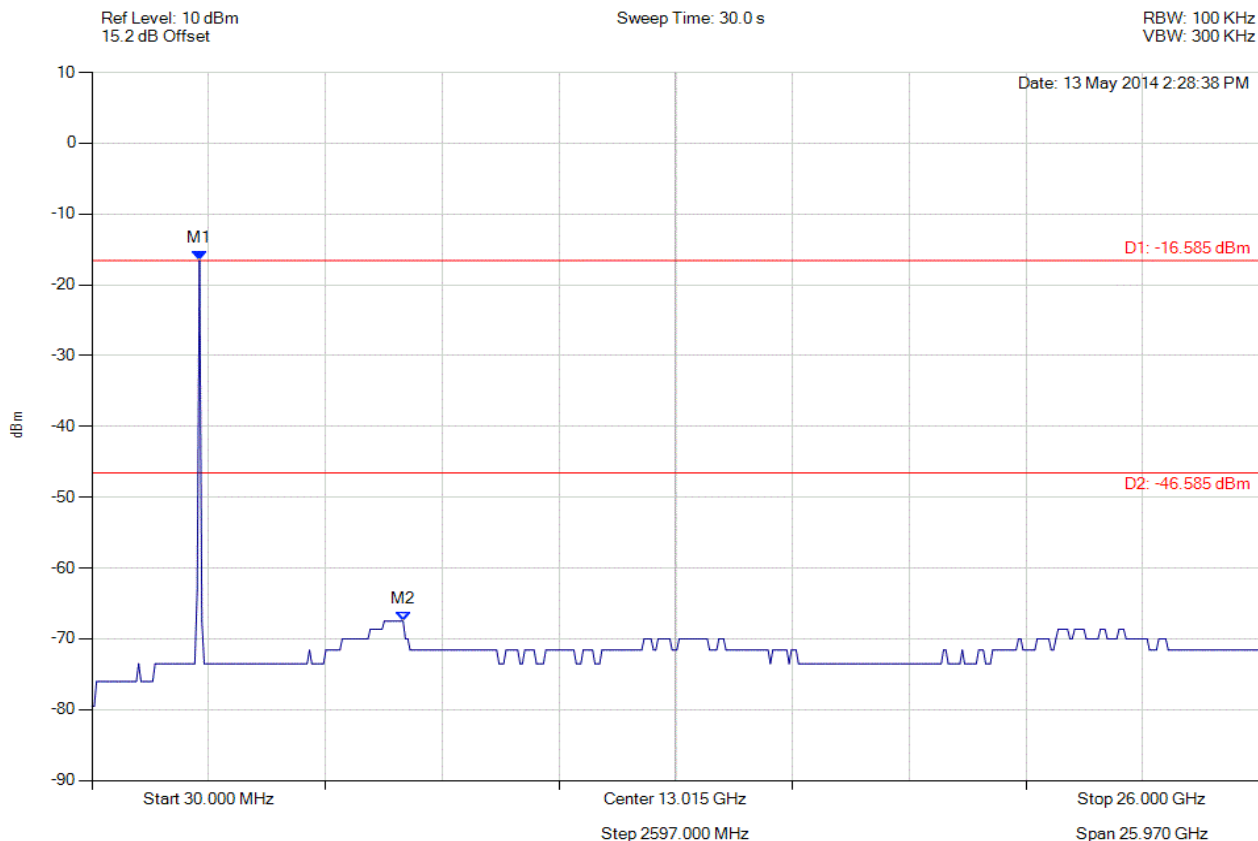


Title: Aruba Networks APIN0214, APIN0215
To: FCC 47 CFR Part 15.247 & IC RSS-210
Serial #: ARUB179-U3 Rev A
Issue Date: 24th June 2014
Page: 281 of 405



CONDUCTED SPURIOUS EMISSIONS - AVERAGE

Variant: 802.11n HT-20, Channel: 2437.00 MHz, Chain c, Temp: Ambient, Voltage: 12 Vdc



Analyser Setup	Marker : Frequency : Amplitude	Test Results
Detector = AVERAGE Sweep Count = 0 RF Atten (dB) = 10 Trace Mode = VIEW	M1 : 2424.028 MHz : -16.585 dBm M2 : 6951.864 MHz : -67.504 dBm	Limit: -46.59 dBm Margin: -20.91 dB

[Back to the Matrix](#)

This test report may be reproduced in full only. The document may only be updated by MiCOM Labs personnel. Any changes will be noted in the Document History section of the report.

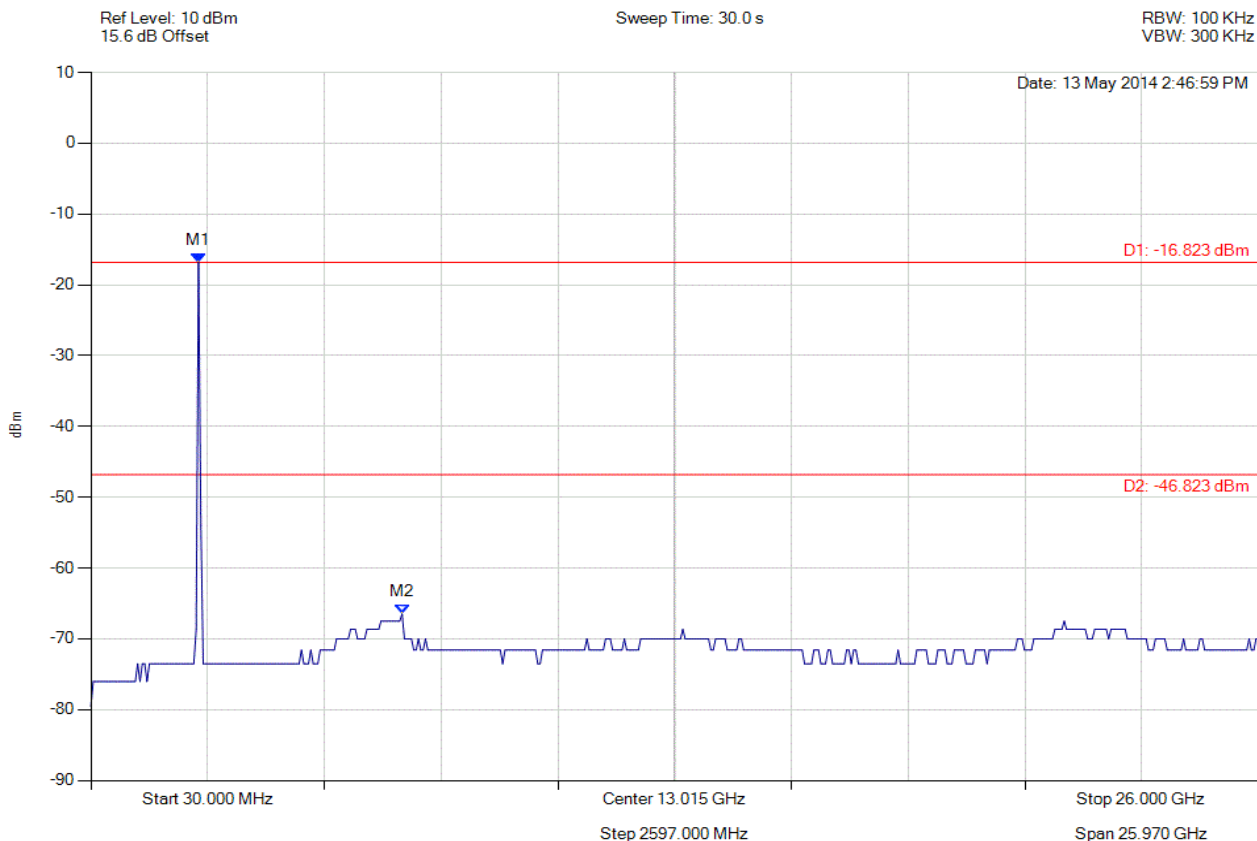


Title: Aruba Networks APIN0214, APIN0215
To: FCC 47 CFR Part 15.247 & IC RSS-210
Serial #: ARUB179-U3 Rev A
Issue Date: 24th June 2014
Page: 282 of 405



CONDUCTED SPURIOUS EMISSIONS - AVERAGE

Variant: 802.11n HT-20, Channel: 2462.00 MHz, Chain a, Temp: Ambient, Voltage: 12 Vdc



Analyser Setup	Marker : Frequency : Amplitude	Test Results
Detector = AVERAGE Sweep Count = 0 RF Atten (dB) = 10 Trace Mode = VIEW	M1 : 2424.028 MHz : -16.823 dBm M2 : 6951.864 MHz : -66.480 dBm	Limit: -46.82 dBm Margin: -19.66 dB

[Back to the Matrix](#)

This test report may be reproduced in full only. The document may only be updated by MiCOM Labs personnel. Any changes will be noted in the Document History section of the report.

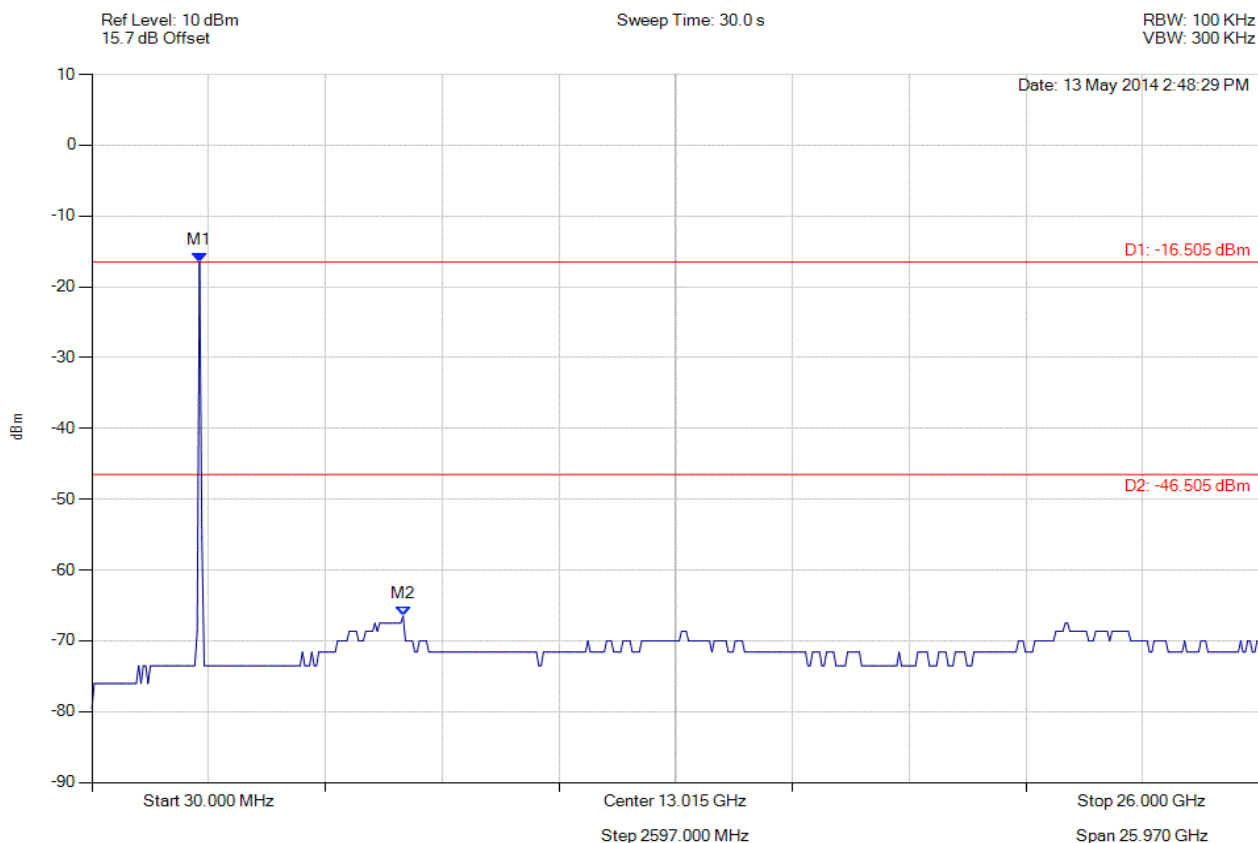


Title: Aruba Networks APIN0214, APIN0215
To: FCC 47 CFR Part 15.247 & IC RSS-210
Serial #: ARUB179-U3 Rev A
Issue Date: 24th June 2014
Page: 283 of 405



CONDUCTED SPURIOUS EMISSIONS - AVERAGE

Variant: 802.11n HT-20, Channel: 2462.00 MHz, Chain b, Temp: Ambient, Voltage: 12 Vdc



Analyser Setup	Marker : Frequency : Amplitude	Test Results
Detector = AVERAGE Sweep Count = 0 RF Atten (dB) = 10 Trace Mode = VIEW	M1 : 2424.028 MHz : -16.505 dBm M2 : 6951.864 MHz : -66.480 dBm	Limit: -46.51 dBm Margin: -19.97 dB

[Back to the Matrix](#)

This test report may be reproduced in full only. The document may only be updated by MiCOM Labs personnel. Any changes will be noted in the Document History section of the report.

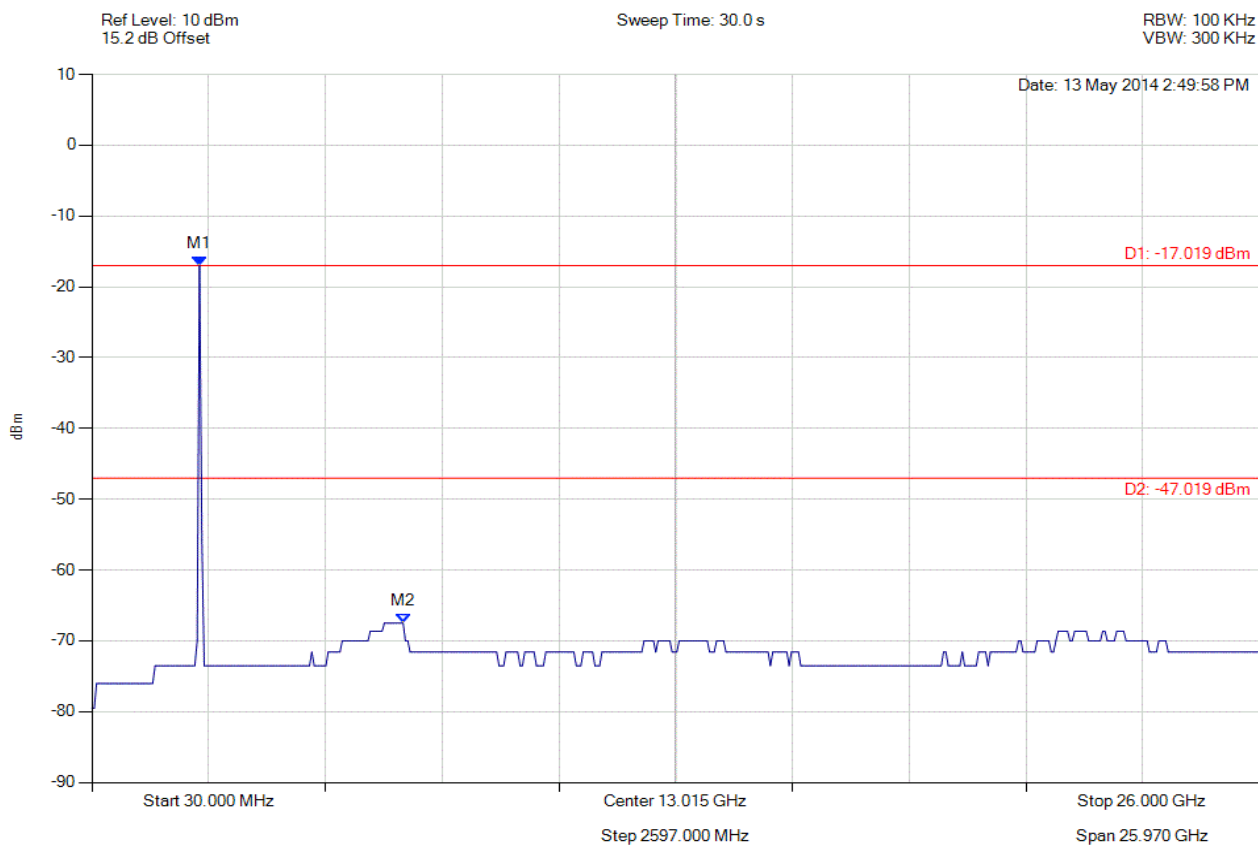


Title: Aruba Networks APIN0214, APIN0215
To: FCC 47 CFR Part 15.247 & IC RSS-210
Serial #: ARUB179-U3 Rev A
Issue Date: 24th June 2014
Page: 284 of 405



CONDUCTED SPURIOUS EMISSIONS - AVERAGE

Variant: 802.11n HT-20, Channel: 2462.00 MHz, Chain c, Temp: Ambient, Voltage: 12 Vdc



Analyser Setup	Marker : Frequency : Amplitude	Test Results
Detector = AVERAGE Sweep Count = 0 RF Atten (dB) = 10 Trace Mode = VIEW	M1 : 2424.028 MHz : -17.019 dBm M2 : 6951.864 MHz : -67.504 dBm	Limit: -47.02 dBm Margin: -20.48 dB

[Back to the Matrix](#)

This test report may be reproduced in full only. The document may only be updated by MiCOM Labs personnel. Any changes will be noted in the Document History section of the report.

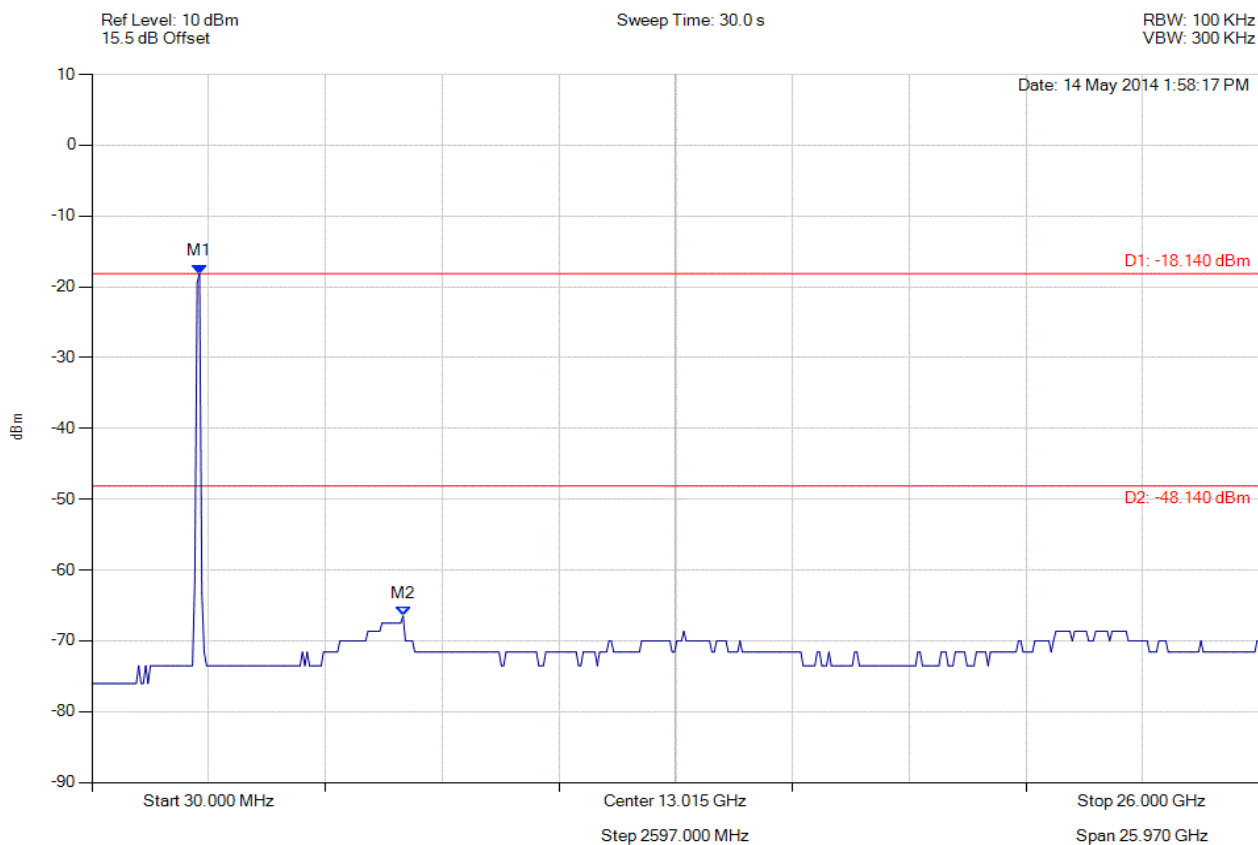


Title: Aruba Networks APIN0214, APIN0215
To: FCC 47 CFR Part 15.247 & IC RSS-210
Serial #: ARUB179-U3 Rev A
Issue Date: 24th June 2014
Page: 285 of 405



CONDUCTED SPURIOUS EMISSIONS - AVERAGE

Variant: 802.11n HT-40, Channel: 2422.00 MHz, Chain a, Temp: Ambient, Voltage: 12 Vdc



Analyser Setup	Marker : Frequency : Amplitude	Test Results
Detector = AVERAGE Sweep Count = 0 RF Atten (dB) = 10 Trace Mode = VIEW	M1 : 2424.028 MHz : -18.140 dBm M2 : 6951.864 MHz : -66.480 dBm	Limit: -48.14 dBm Margin: -18.34 dB

[Back to the Matrix](#)

This test report may be reproduced in full only. The document may only be updated by MiCOM Labs personnel. Any changes will be noted in the Document History section of the report.

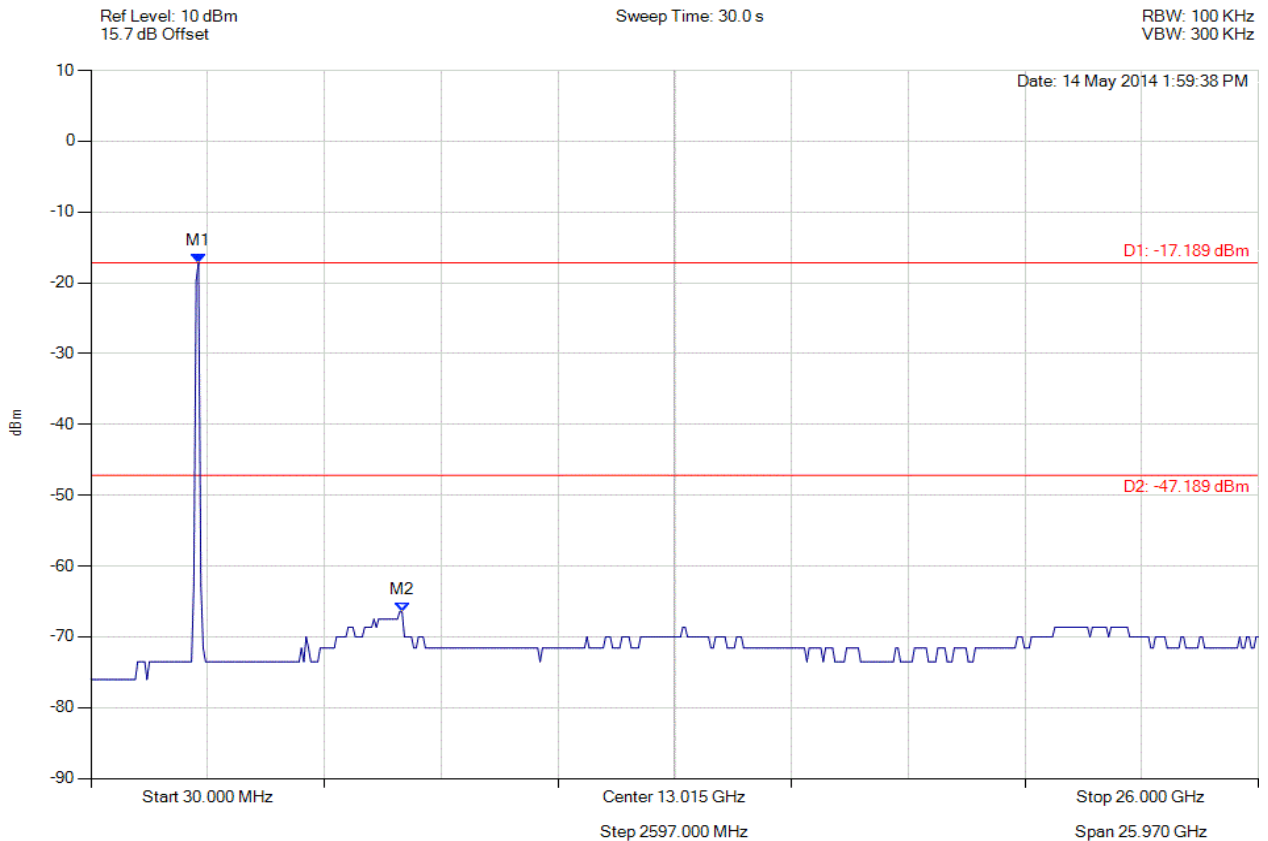


Title: Aruba Networks APIN0214, APIN0215
To: FCC 47 CFR Part 15.247 & IC RSS-210
Serial #: ARUB179-U3 Rev A
Issue Date: 24th June 2014
Page: 286 of 405



CONDUCTED SPURIOUS EMISSIONS - AVERAGE

Variant: 802.11n HT-40, Channel: 2422.00 MHz, Chain b, Temp: Ambient, Voltage: 12 Vdc



Analyser Setup	Marker : Frequency : Amplitude	Test Results
Detector = AVERAGE Sweep Count = 0 RF Atten (dB) = 10 Trace Mode = VIEW	M1 : 2424.028 MHz : -17.189 dBm M2 : 6951.864 MHz : -66.480 dBm	Limit: -47.19 dBm Margin: -19.29 dB

[Back to the Matrix](#)

This test report may be reproduced in full only. The document may only be updated by MiCOM Labs personnel. Any changes will be noted in the Document History section of the report.

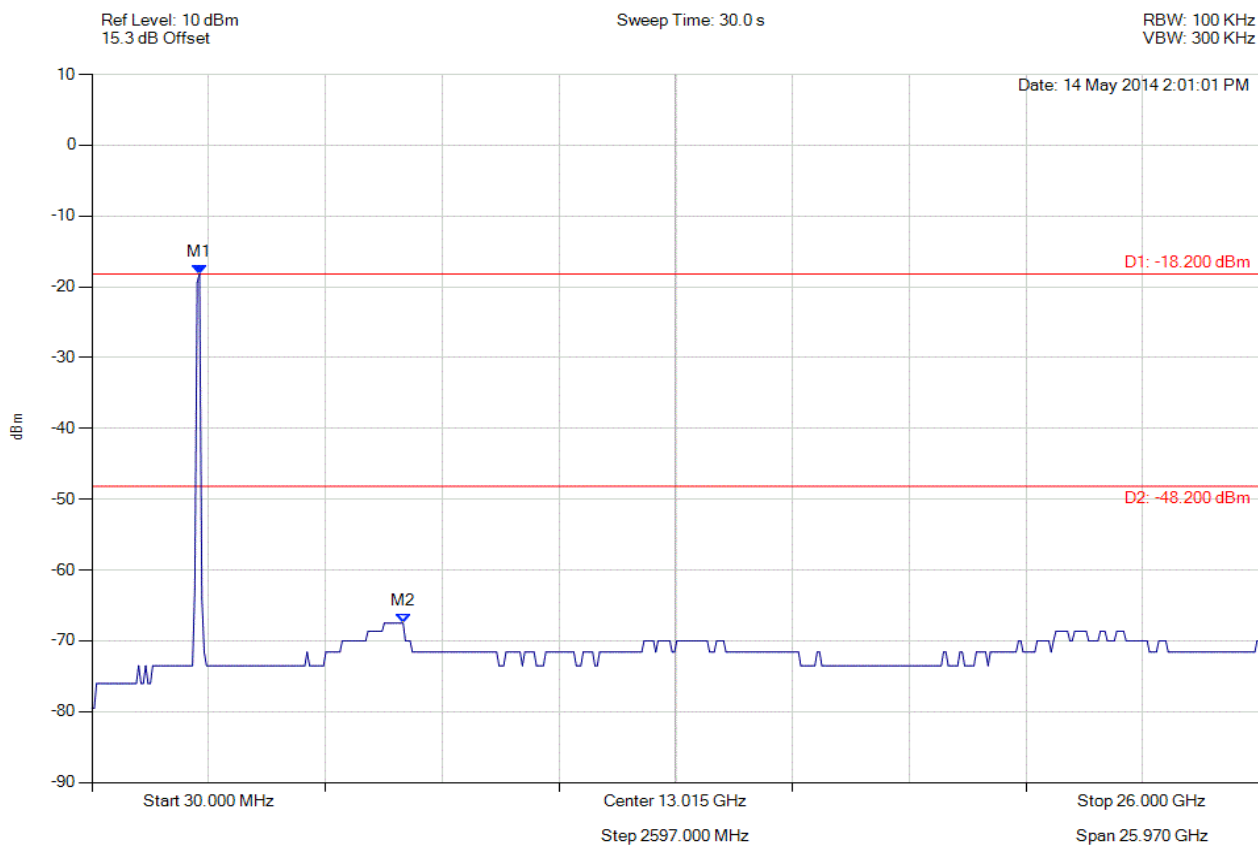


Title: Aruba Networks APIN0214, APIN0215
To: FCC 47 CFR Part 15.247 & IC RSS-210
Serial #: ARUB179-U3 Rev A
Issue Date: 24th June 2014
Page: 287 of 405



CONDUCTED SPURIOUS EMISSIONS - AVERAGE

Variant: 802.11n HT-40, Channel: 2422.00 MHz, Chain c, Temp: Ambient, Voltage: 12 Vdc



Analyser Setup	Marker : Frequency : Amplitude	Test Results
Detector = AVERAGE Sweep Count = 0 RF Atten (dB) = 10 Trace Mode = VIEW	M1 : 2424.028 MHz : -18.200 dBm M2 : 6951.864 MHz : -67.504 dBm	Limit: -48.20 dBm Margin: -19.30 dB

[Back to the Matrix](#)

This test report may be reproduced in full only. The document may only be updated by MiCOM Labs personnel. Any changes will be noted in the Document History section of the report.

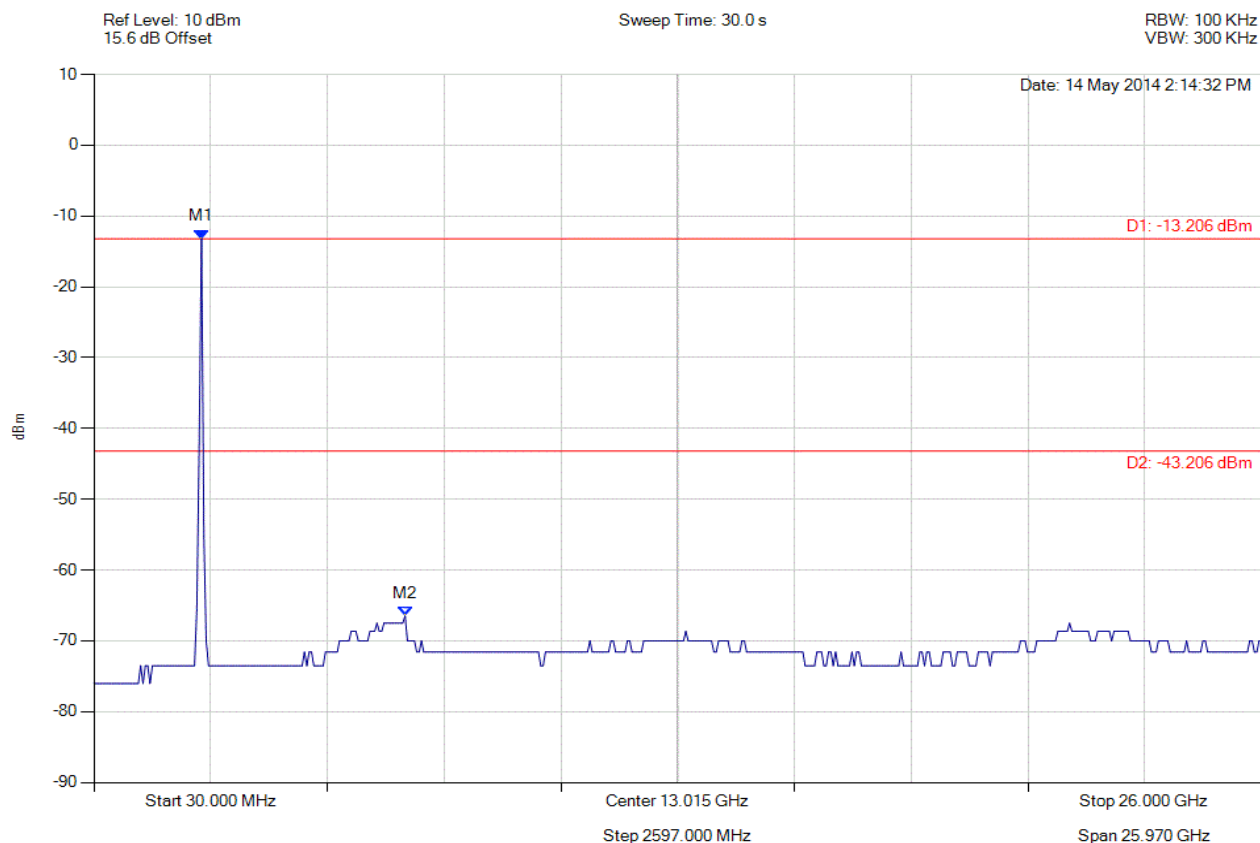


Title: Aruba Networks APIN0214, APIN0215
To: FCC 47 CFR Part 15.247 & IC RSS-210
Serial #: ARUB179-U3 Rev A
Issue Date: 24th June 2014
Page: 288 of 405



CONDUCTED SPURIOUS EMISSIONS - AVERAGE

Variant: 802.11n HT-40, Channel: 2437.00 MHz, Chain a, Temp: Ambient, Voltage: 12 Vdc



Analyser Setup	Marker : Frequency : Amplitude	Test Results
Detector = AVERAGE Sweep Count = 0 RF Atten (dB) = 10 Trace Mode = VIEW	M1 : 2424.028 MHz : -13.206 dBm M2 : 6951.864 MHz : -66.480 dBm	Limit: -43.21 dBm Margin: -23.27 dB

[Back to the Matrix](#)

This test report may be reproduced in full only. The document may only be updated by MiCOM Labs personnel. Any changes will be noted in the Document History section of the report.

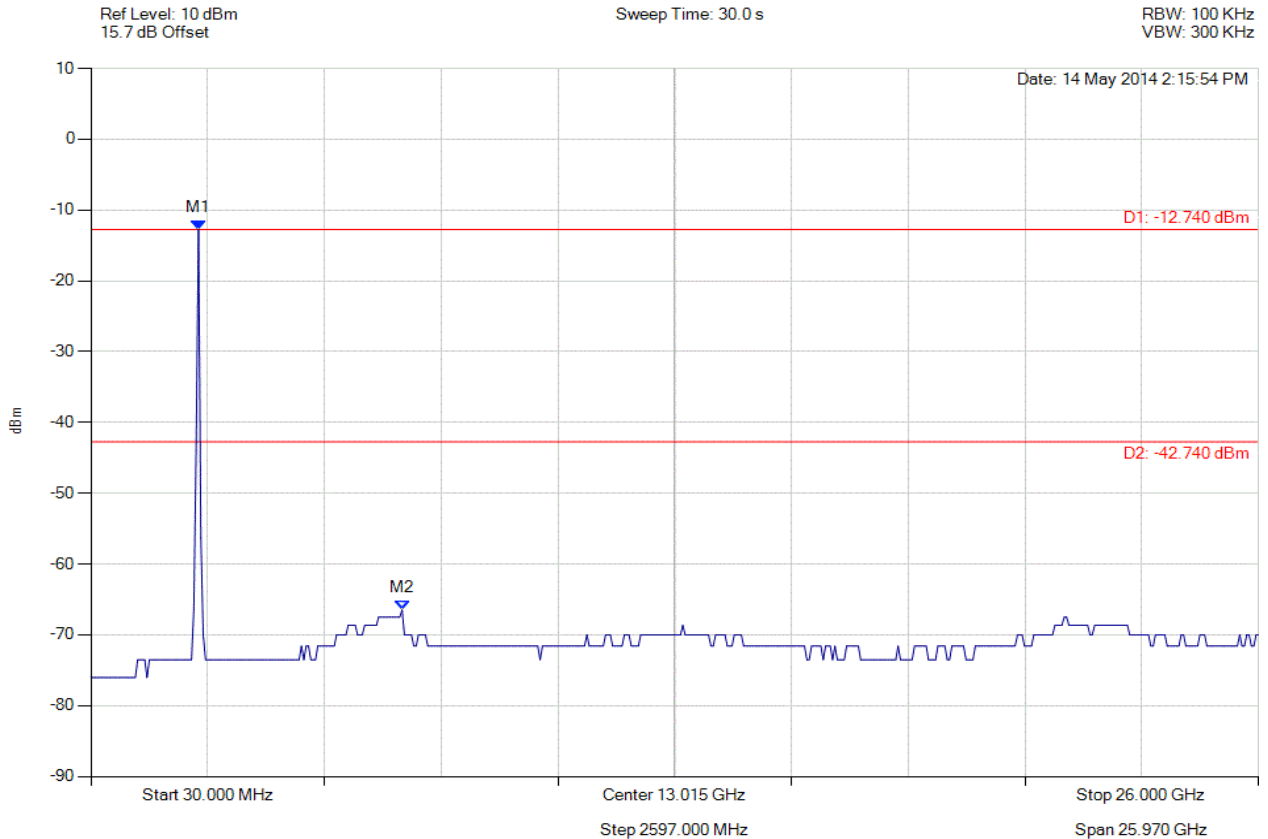


Title: Aruba Networks APIN0214, APIN0215
To: FCC 47 CFR Part 15.247 & IC RSS-210
Serial #: ARUB179-U3 Rev A
Issue Date: 24th June 2014
Page: 289 of 405



CONDUCTED SPURIOUS EMISSIONS - AVERAGE

Variant: 802.11n HT-40, Channel: 2437.00 MHz, Chain b, Temp: Ambient, Voltage: 12 Vdc



Analyser Setup	Marker : Frequency : Amplitude	Test Results
Detector = AVERAGE Sweep Count = 0 RF Atten (dB) = 10 Trace Mode = VIEW	M1 : 2424.028 MHz : -12.740 dBm M2 : 6951.864 MHz : -66.480 dBm	Limit: -42.74 dBm Margin: -23.74 dB

[Back to the Matrix](#)

This test report may be reproduced in full only. The document may only be updated by MiCOM Labs personnel. Any changes will be noted in the Document History section of the report.

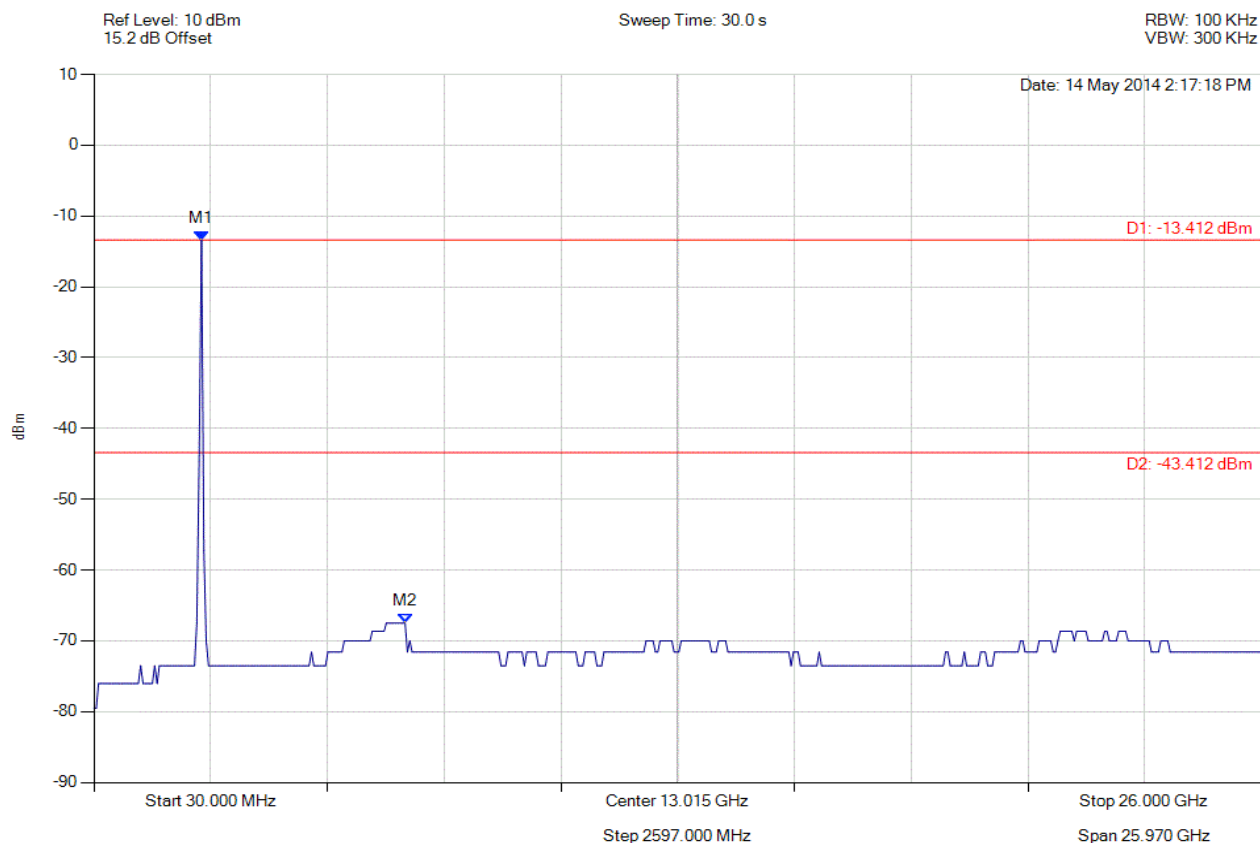


Title: Aruba Networks APIN0214, APIN0215
To: FCC 47 CFR Part 15.247 & IC RSS-210
Serial #: ARUB179-U3 Rev A
Issue Date: 24th June 2014
Page: 290 of 405



CONDUCTED SPURIOUS EMISSIONS - AVERAGE

Variant: 802.11n HT-40, Channel: 2437.00 MHz, Chain c, Temp: Ambient, Voltage: 12 Vdc



Analyser Setup	Marker : Frequency : Amplitude	Test Results
Detector = AVERAGE Sweep Count = 0 RF Atten (dB) = 10 Trace Mode = VIEW	M1 : 2424.028 MHz : -13.412 dBm M2 : 6951.864 MHz : -67.504 dBm	Limit: -43.41 dBm Margin: -24.09 dB

[Back to the Matrix](#)

This test report may be reproduced in full only. The document may only be updated by MiCOM Labs personnel. Any changes will be noted in the Document History section of the report.

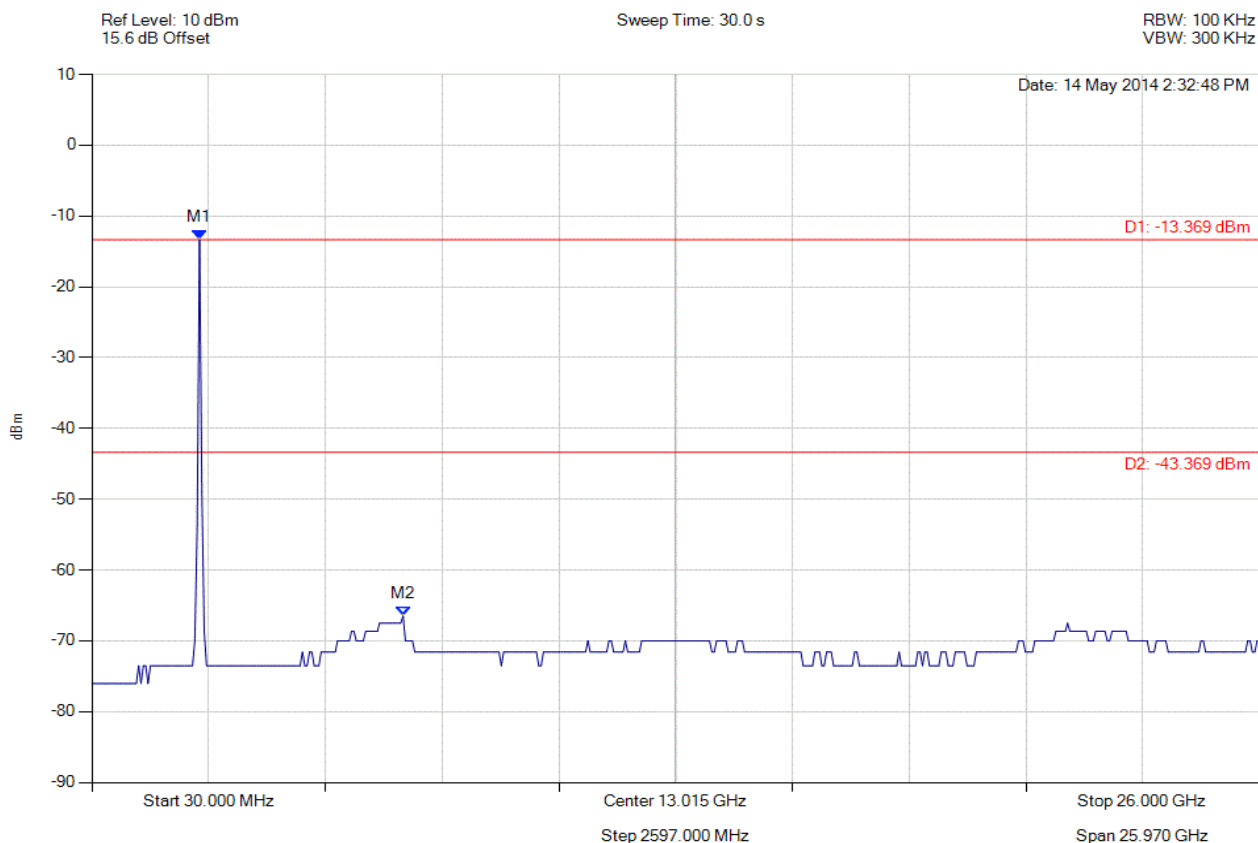


Title: Aruba Networks APIN0214, APIN0215
To: FCC 47 CFR Part 15.247 & IC RSS-210
Serial #: ARUB179-U3 Rev A
Issue Date: 24th June 2014
Page: 291 of 405



CONDUCTED SPURIOUS EMISSIONS - AVERAGE

Variant: 802.11n HT-40, Channel: 2452.00 MHz, Chain a, Temp: Ambient, Voltage: 12 Vdc



Analyser Setup	Marker : Frequency : Amplitude	Test Results
Detector = AVERAGE Sweep Count = 0 RF Atten (dB) = 10 Trace Mode = VIEW	M1 : 2424.028 MHz : -13.369 dBm M2 : 6951.864 MHz : -66.480 dBm	Limit: -43.37 dBm Margin: -23.11 dB

[Back to the Matrix](#)

This test report may be reproduced in full only. The document may only be updated by MiCOM Labs personnel. Any changes will be noted in the Document History section of the report.

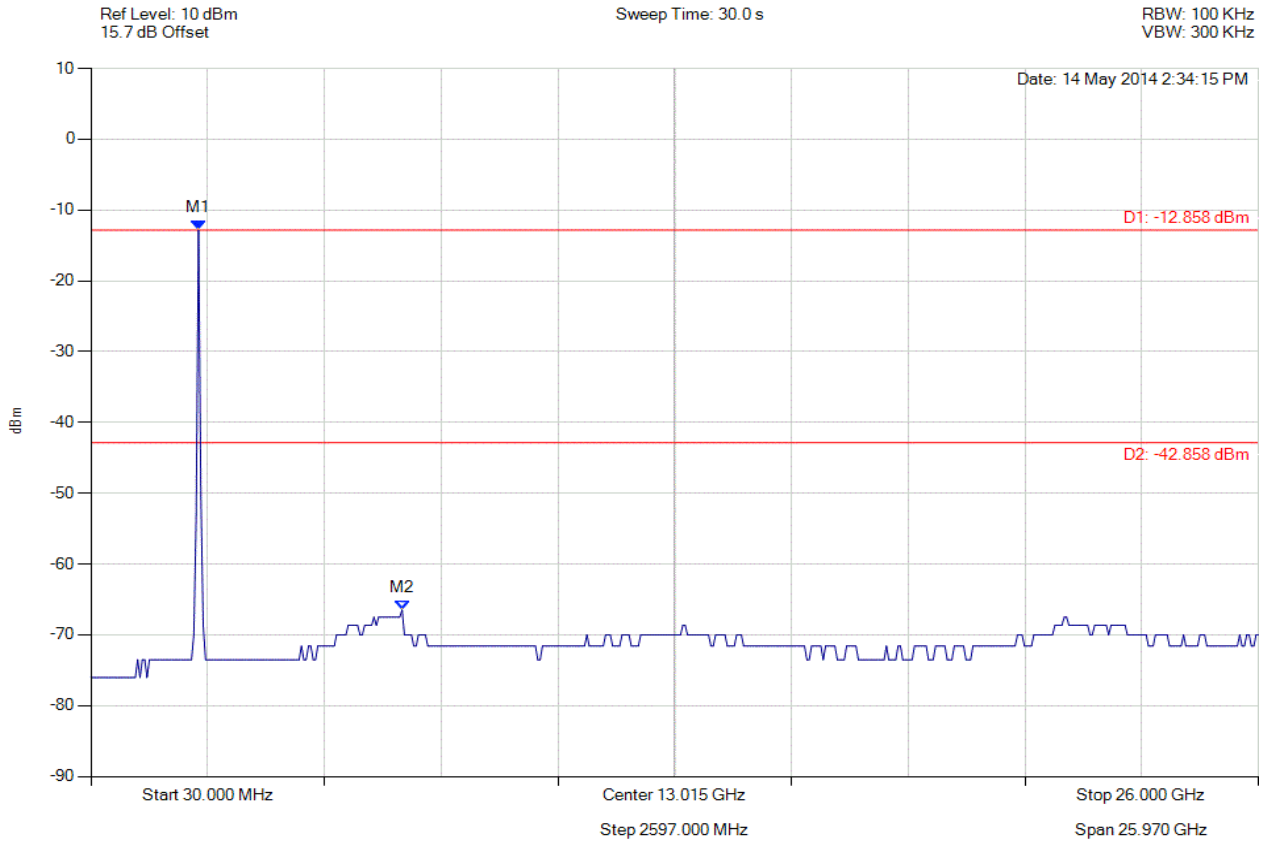


Title: Aruba Networks APIN0214, APIN0215
To: FCC 47 CFR Part 15.247 & IC RSS-210
Serial #: ARUB179-U3 Rev A
Issue Date: 24th June 2014
Page: 292 of 405



CONDUCTED SPURIOUS EMISSIONS - AVERAGE

Variant: 802.11n HT-40, Channel: 2452.00 MHz, Chain b, Temp: Ambient, Voltage: 12 Vdc



Analyser Setup	Marker : Frequency : Amplitude	Test Results
Detector = AVERAGE Sweep Count = 0 RF Atten (dB) = 10 Trace Mode = VIEW	M1 : 2424.028 MHz : -12.858 dBm M2 : 6951.864 MHz : -66.480 dBm	Limit: -42.86 dBm Margin: -23.62 dB

[Back to the Matrix](#)

This test report may be reproduced in full only. The document may only be updated by MiCOM Labs personnel. Any changes will be noted in the Document History section of the report.

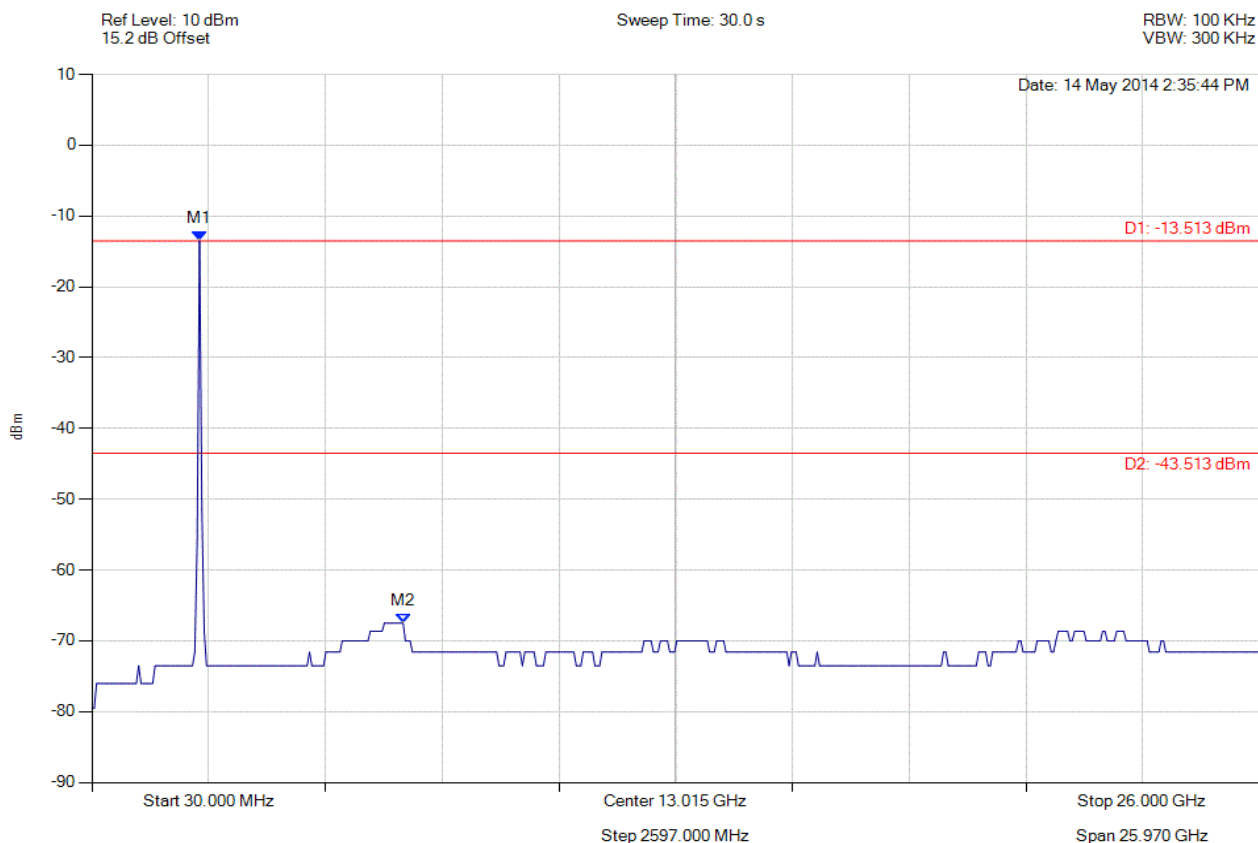


Title: Aruba Networks APIN0214, APIN0215
To: FCC 47 CFR Part 15.247 & IC RSS-210
Serial #: ARUB179-U3 Rev A
Issue Date: 24th June 2014
Page: 293 of 405



CONDUCTED SPURIOUS EMISSIONS - AVERAGE

Variant: 802.11n HT-40, Channel: 2452.00 MHz, Chain c, Temp: Ambient, Voltage: 12 Vdc



Analyser Setup	Marker : Frequency : Amplitude	Test Results
Detector = AVERAGE Sweep Count = 0 RF Atten (dB) = 10 Trace Mode = VIEW	M1 : 2424.028 MHz : -13.513 dBm M2 : 6951.864 MHz : -67.504 dBm	Limit: -43.51 dBm Margin: -23.99 dB

[Back to the Matrix](#)

This test report may be reproduced in full only. The document may only be updated by MiCOM Labs personnel. Any changes will be noted in the Document History section of the report.

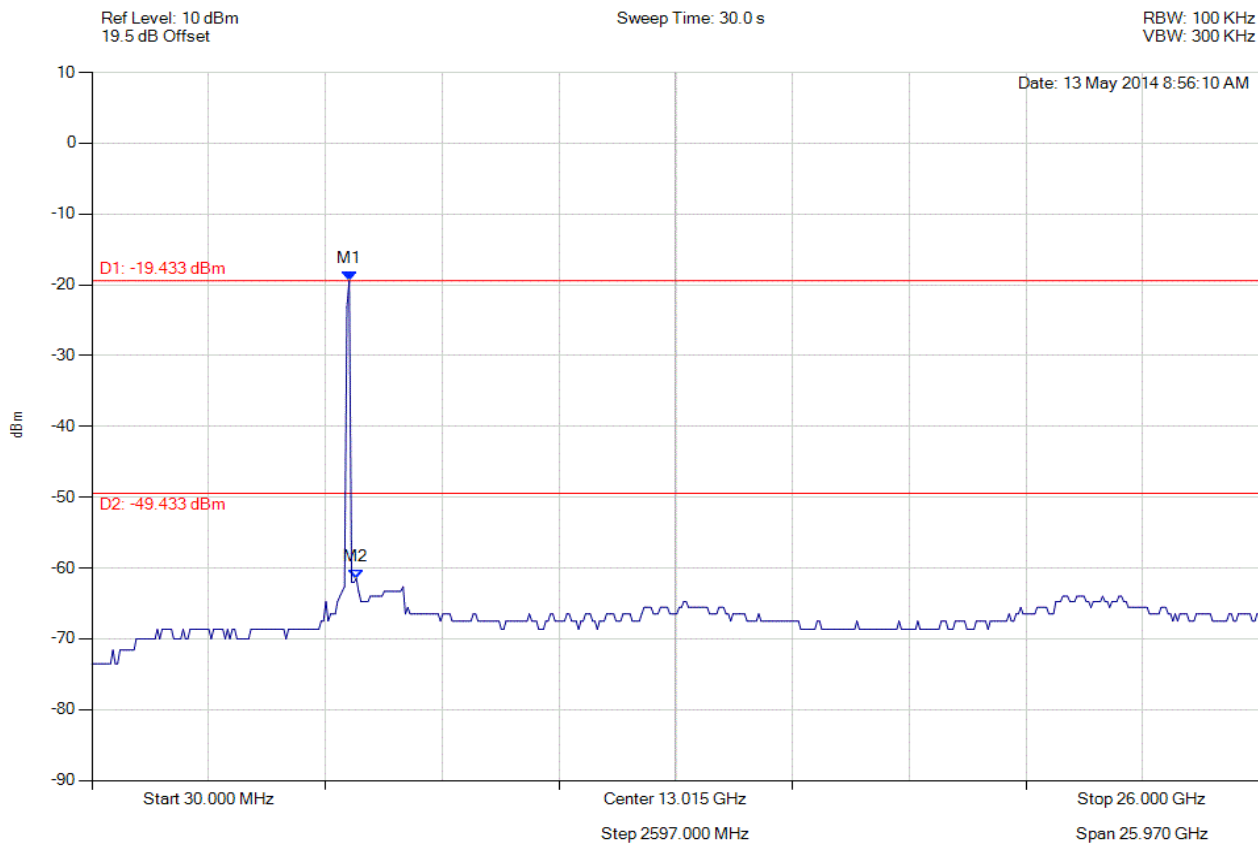


Title: Aruba Networks APIN0214, APIN0215
To: FCC 47 CFR Part 15.247 & IC RSS-210
Serial #: ARUB179-U3 Rev A
Issue Date: 24th June 2014
Page: 294 of 405



CONDUCTED SPURIOUS EMISSIONS - AVERAGE

Variant: 802.11a, Channel: 5745.00 MHz, Chain a, Temp: Ambient, Voltage: 12 Vdc



Analyser Setup	Marker : Frequency : Amplitude	Test Results
Detector = AVERAGE Sweep Count = 0 RF Atten (dB) = 10 Trace Mode = VIEW	M1 : 5754.850 MHz : -19.433 dBm M2 : 5910.982 MHz : -61.483 dBm	Limit: -49.43 dBm Margin: -12.05 dB

[Back to the Matrix](#)

This test report may be reproduced in full only. The document may only be updated by MiCOM Labs personnel. Any changes will be noted in the Document History section of the report.

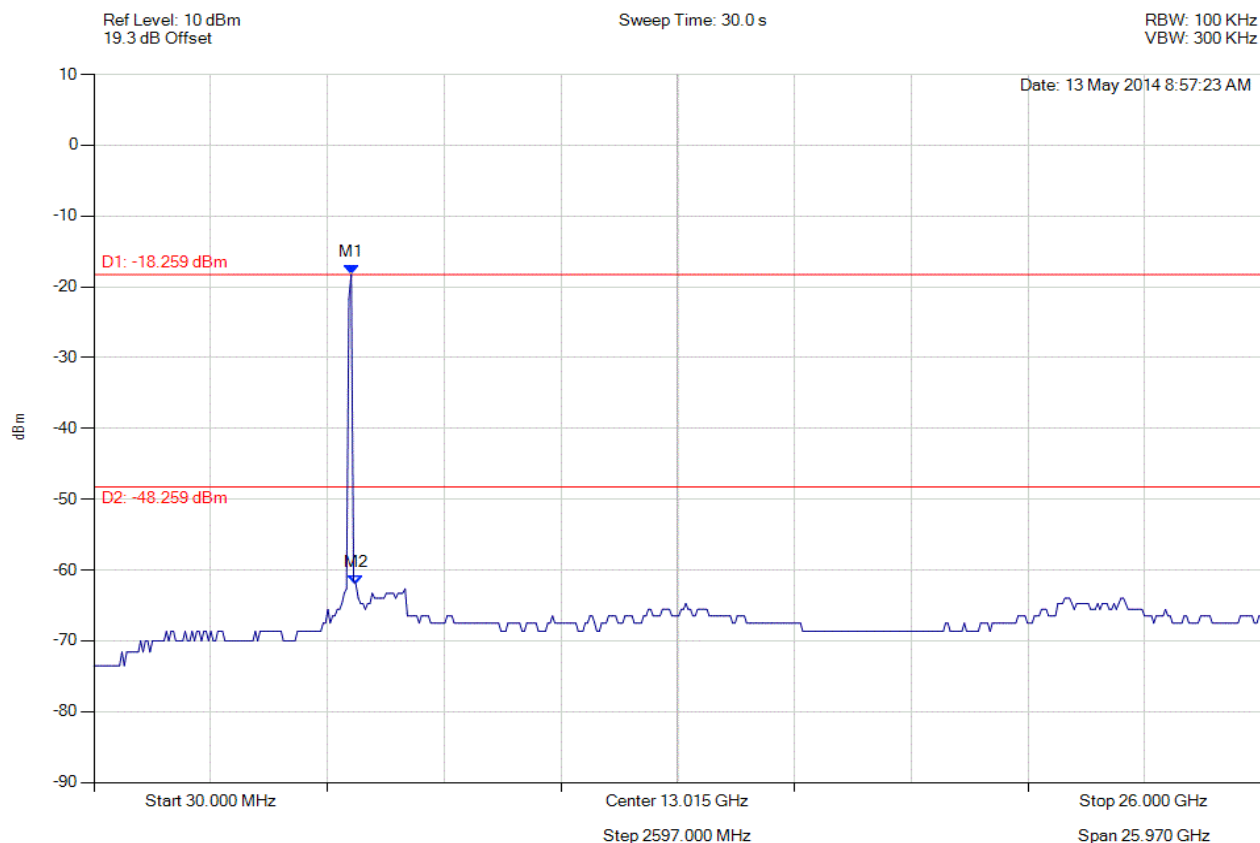


Title: Aruba Networks APIN0214, APIN0215
To: FCC 47 CFR Part 15.247 & IC RSS-210
Serial #: ARUB179-U3 Rev A
Issue Date: 24th June 2014
Page: 295 of 405



CONDUCTED SPURIOUS EMISSIONS - AVERAGE

Variant: 802.11a, Channel: 5745.00 MHz, Chain b, Temp: Ambient, Voltage: 12 Vdc



Analyser Setup	Marker : Frequency : Amplitude	Test Results
Detector = AVERAGE Sweep Count = 0 RF Atten (dB) = 10 Trace Mode = VIEW	M1 : 5754.850 MHz : -18.259 dBm M2 : 5858.938 MHz : -62.044 dBm	Limit: -48.26 dBm Margin: -13.78 dB

[Back to the Matrix](#)

This test report may be reproduced in full only. The document may only be updated by MiCOM Labs personnel. Any changes will be noted in the Document History section of the report.

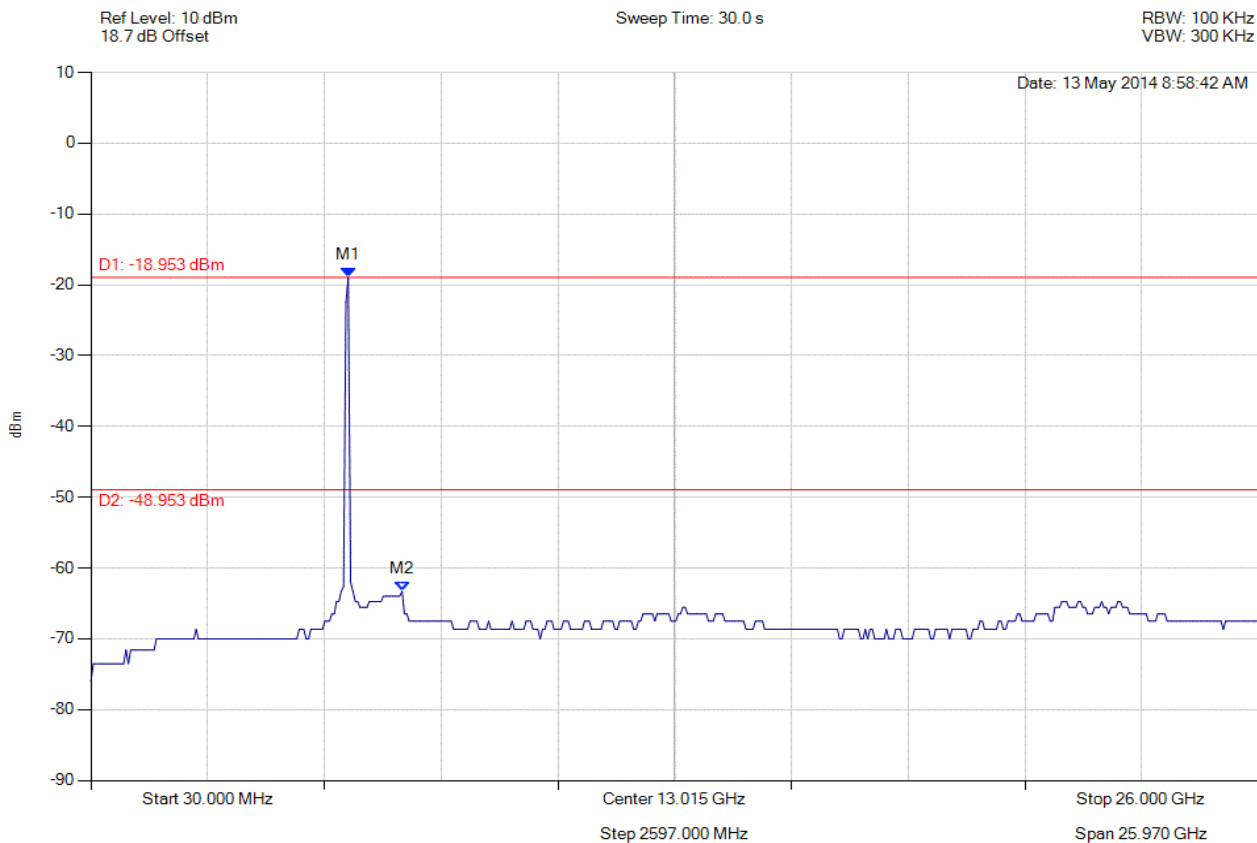


Title: Aruba Networks APIN0214, APIN0215
To: FCC 47 CFR Part 15.247 & IC RSS-210
Serial #: ARUB179-U3 Rev A
Issue Date: 24th June 2014
Page: 296 of 405



CONDUCTED SPURIOUS EMISSIONS - AVERAGE

Variant: 802.11a, Channel: 5745.00 MHz, Chain c, Temp: Ambient, Voltage: 12 Vdc



Analyser Setup	Marker : Frequency : Amplitude	Test Results
Detector = AVERAGE Sweep Count = 0 RF Atten (dB) = 10 Trace Mode = VIEW	M1 : 5754.850 MHz : -18.953 dBm M2 : 6951.864 MHz : -63.286 dBm	Limit: -48.95 dBm Margin: -14.34 dB

[Back to the Matrix](#)

This test report may be reproduced in full only. The document may only be updated by MiCOM Labs personnel. Any changes will be noted in the Document History section of the report.

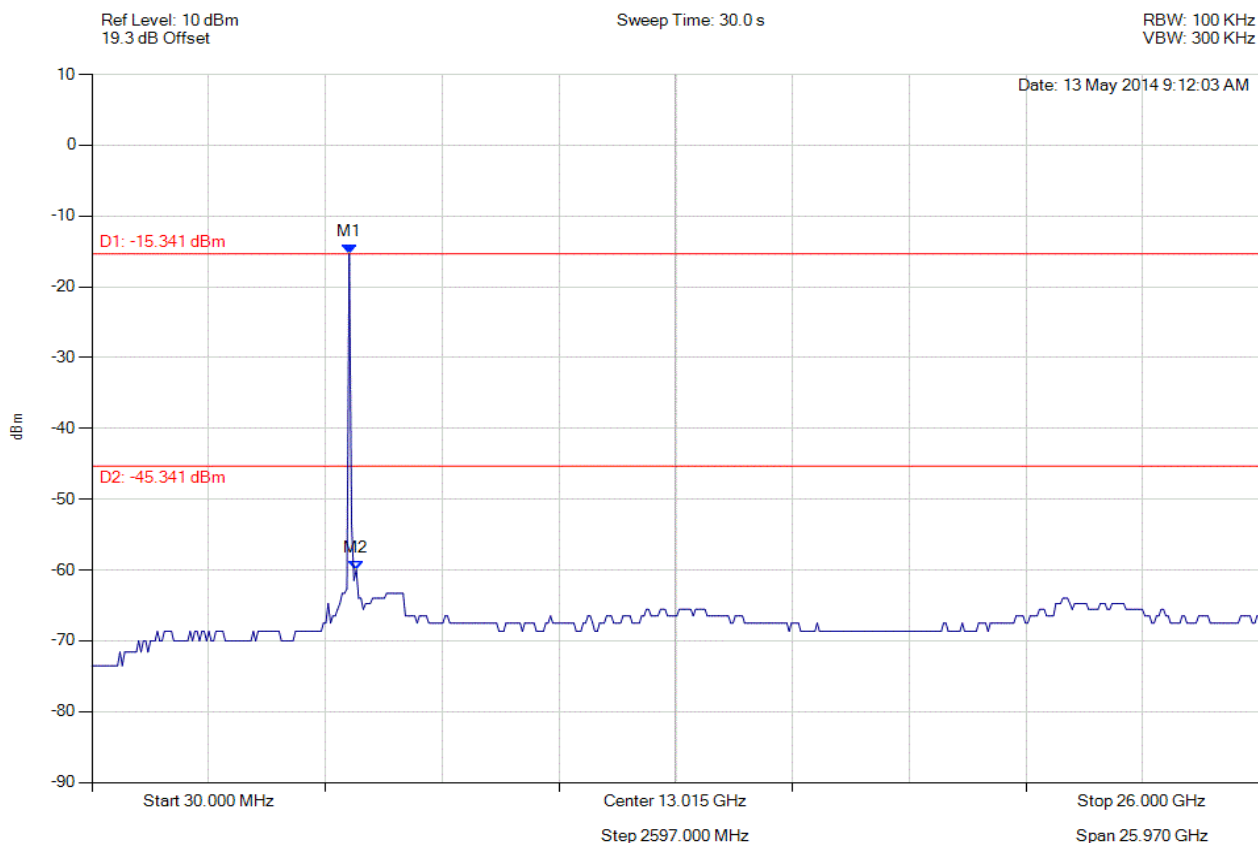


Title: Aruba Networks APIN0214, APIN0215
To: FCC 47 CFR Part 15.247 & IC RSS-210
Serial #: ARUB179-U3 Rev A
Issue Date: 24th June 2014
Page: 297 of 405



CONDUCTED SPURIOUS EMISSIONS - AVERAGE

Variant: 802.11a, Channel: 5785.00 MHz, Chain a, Temp: Ambient, Voltage: 12 Vdc



Analyser Setup	Marker : Frequency : Amplitude	Test Results
Detector = AVERAGE Sweep Count = 0 RF Atten (dB) = 10 Trace Mode = VIEW	M1 : 5754.850 MHz : -15.341 dBm M2 : 5910.982 MHz : -59.990 dBm	Limit: -45.34 dBm Margin: -14.65 dB

[Back to the Matrix](#)

This test report may be reproduced in full only. The document may only be updated by MiCOM Labs personnel. Any changes will be noted in the Document History section of the report.

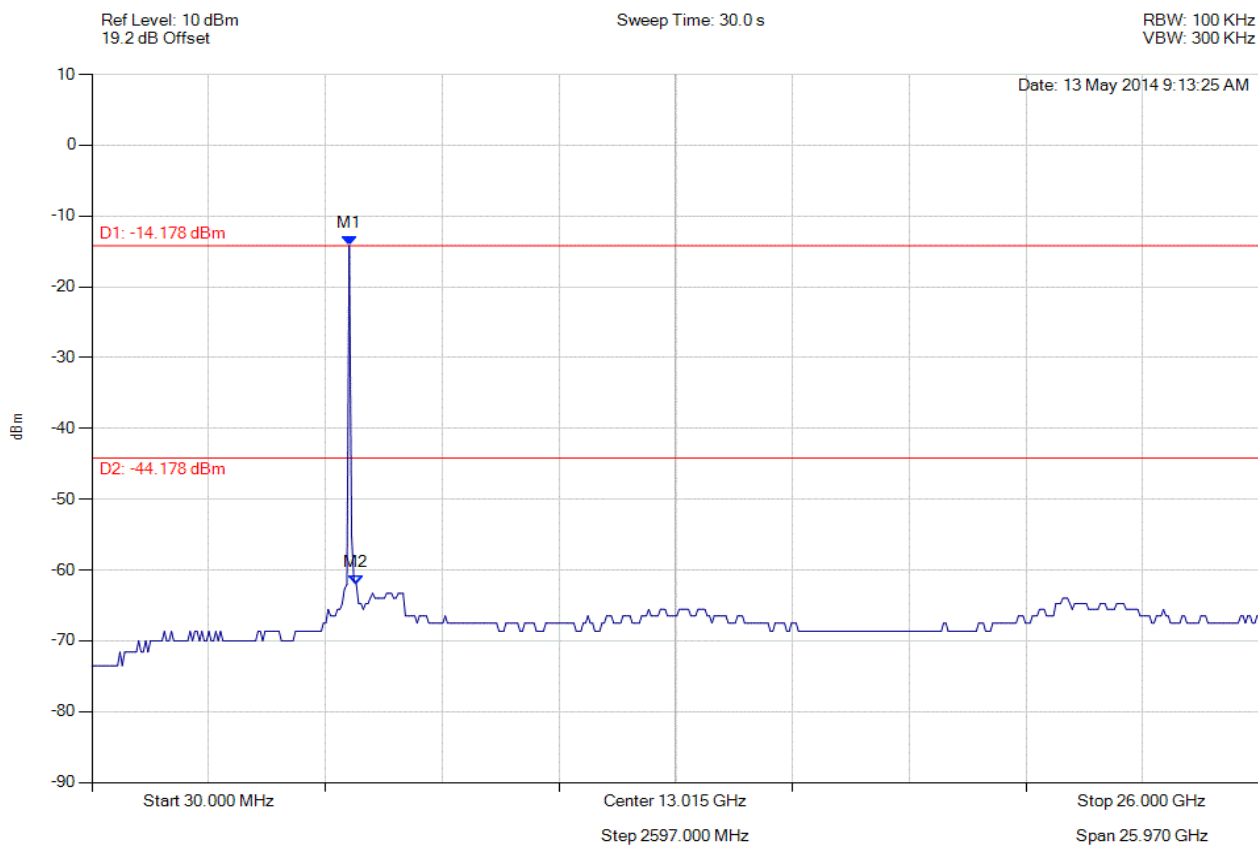


Title: Aruba Networks APIN0214, APIN0215
To: FCC 47 CFR Part 15.247 & IC RSS-210
Serial #: ARUB179-U3 Rev A
Issue Date: 24th June 2014
Page: 298 of 405



CONDUCTED SPURIOUS EMISSIONS - AVERAGE

Variant: 802.11a, Channel: 5785.00 MHz, Chain b, Temp: Ambient, Voltage: 12 Vdc



Analyser Setup	Marker : Frequency : Amplitude	Test Results
Detector = AVERAGE Sweep Count = 0 RF Atten (dB) = 10 Trace Mode = VIEW	M1 : 5754.850 MHz : -14.178 dBm M2 : 5910.982 MHz : -62.044 dBm	Limit: -44.18 dBm Margin: -17.86 dB

[Back to the Matrix](#)

This test report may be reproduced in full only. The document may only be updated by MiCOM Labs personnel. Any changes will be noted in the Document History section of the report.

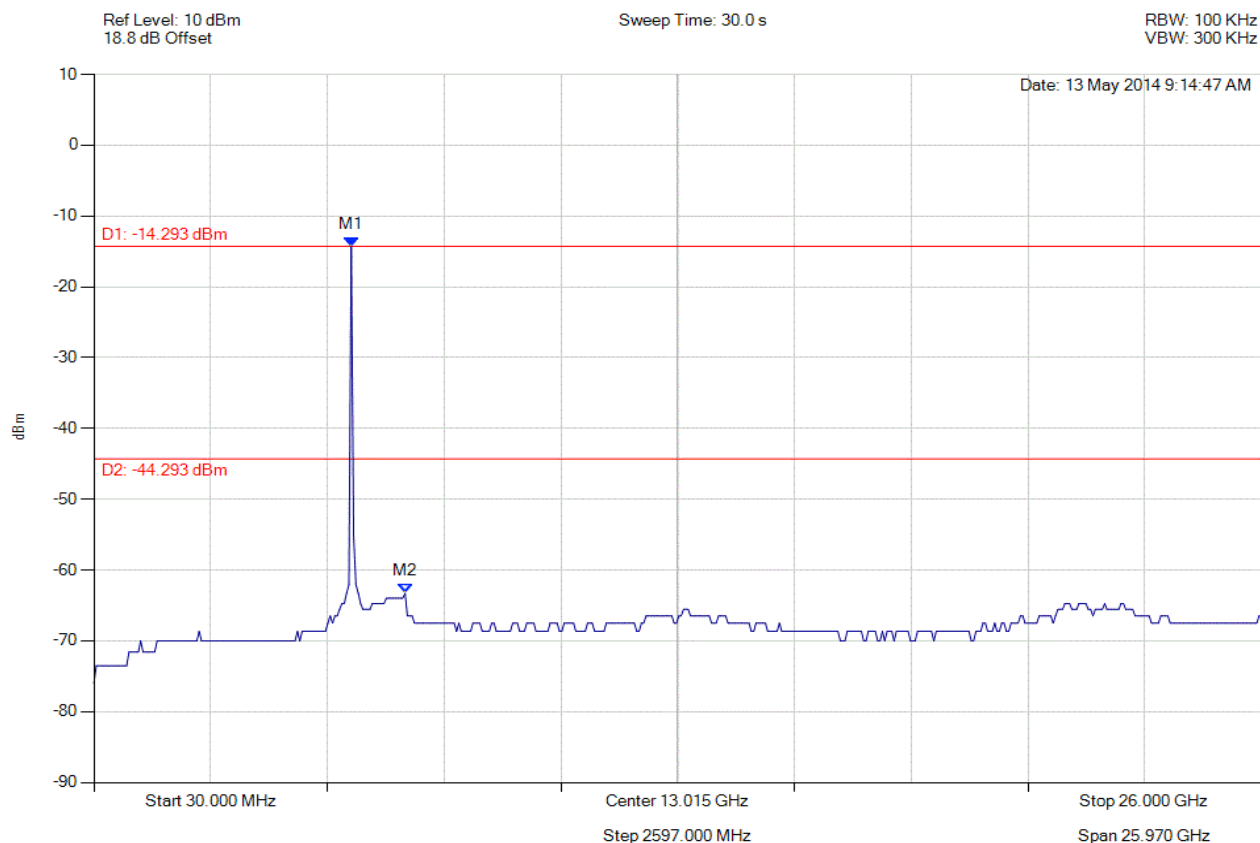


Title: Aruba Networks APIN0214, APIN0215
To: FCC 47 CFR Part 15.247 & IC RSS-210
Serial #: ARUB179-U3 Rev A
Issue Date: 24th June 2014
Page: 299 of 405



CONDUCTED SPURIOUS EMISSIONS - AVERAGE

Variant: 802.11a, Channel: 5785.00 MHz, Chain c, Temp: Ambient, Voltage: 12 Vdc



Analyser Setup	Marker : Frequency : Amplitude	Test Results
Detector = AVERAGE Sweep Count = 0 RF Atten (dB) = 10 Trace Mode = VIEW	M1 : 5754.850 MHz : -14.293 dBm M2 : 6951.864 MHz : -63.286 dBm	Limit: -44.29 dBm Margin: -19.00 dB

[Back to the Matrix](#)

This test report may be reproduced in full only. The document may only be updated by MiCOM Labs personnel. Any changes will be noted in the Document History section of the report.

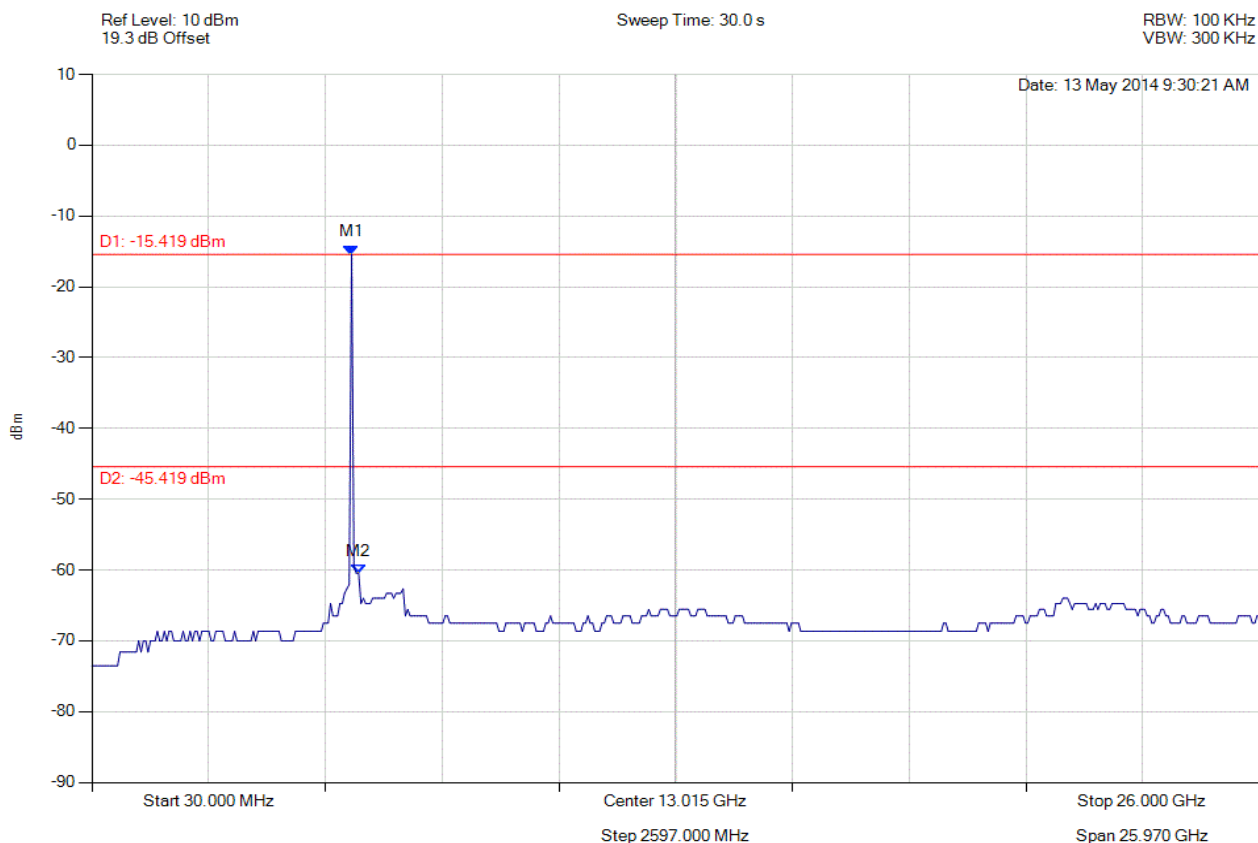


Title: Aruba Networks APIN0214, APIN0215
To: FCC 47 CFR Part 15.247 & IC RSS-210
Serial #: ARUB179-U3 Rev A
Issue Date: 24th June 2014
Page: 300 of 405



CONDUCTED SPURIOUS EMISSIONS - AVERAGE

Variant: 802.11a, Channel: 5825.00 MHz, Chain a, Temp: Ambient, Voltage: 12 Vdc



Analyser Setup	Marker : Frequency : Amplitude	Test Results
Detector = AVERAGE Sweep Count = 0 RF Atten (dB) = 10 Trace Mode = VIEW	M1 : 5806.894 MHz : -15.419 dBm M2 : 5963.026 MHz : -60.460 dBm	Limit: -45.42 dBm Margin: -15.04 dB

[Back to the Matrix](#)

This test report may be reproduced in full only. The document may only be updated by MiCOM Labs personnel. Any changes will be noted in the Document History section of the report.

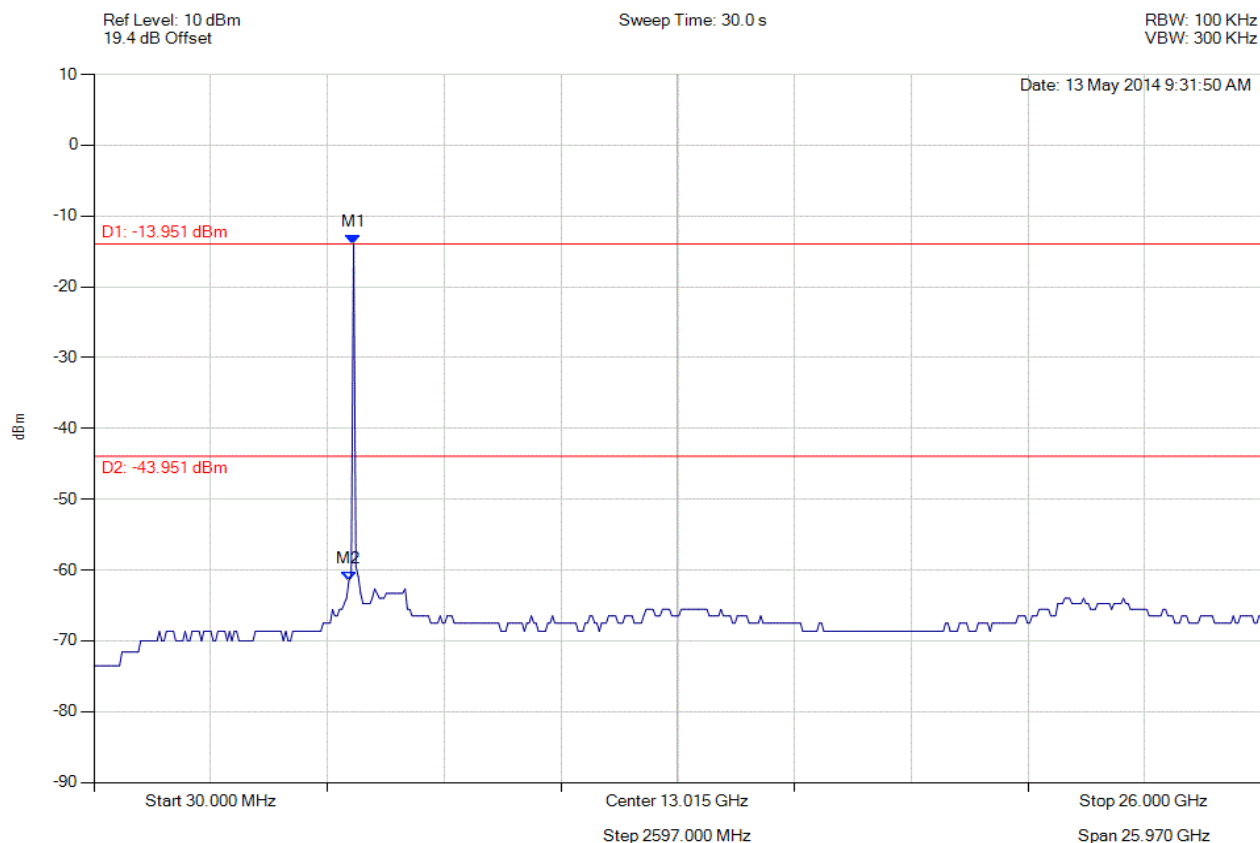


Title: Aruba Networks APIN0214, APIN0215
To: FCC 47 CFR Part 15.247 & IC RSS-210
Serial #: ARUB179-U3 Rev A
Issue Date: 24th June 2014
Page: 301 of 405



CONDUCTED SPURIOUS EMISSIONS - AVERAGE

Variant: 802.11a, Channel: 5825.00 MHz, Chain b, Temp: Ambient, Voltage: 12 Vdc



Analyser Setup	Marker : Frequency : Amplitude	Test Results
Detector = AVERAGE Sweep Count = 0 RF Atten (dB) = 10 Trace Mode = VIEW	M1 : 5806.894 MHz : -13.951 dBm M2 : 5702.806 MHz : -61.483 dBm	Limit: -43.95 dBm Margin: -17.53 dB

[Back to the Matrix](#)

This test report may be reproduced in full only. The document may only be updated by MiCOM Labs personnel. Any changes will be noted in the Document History section of the report.

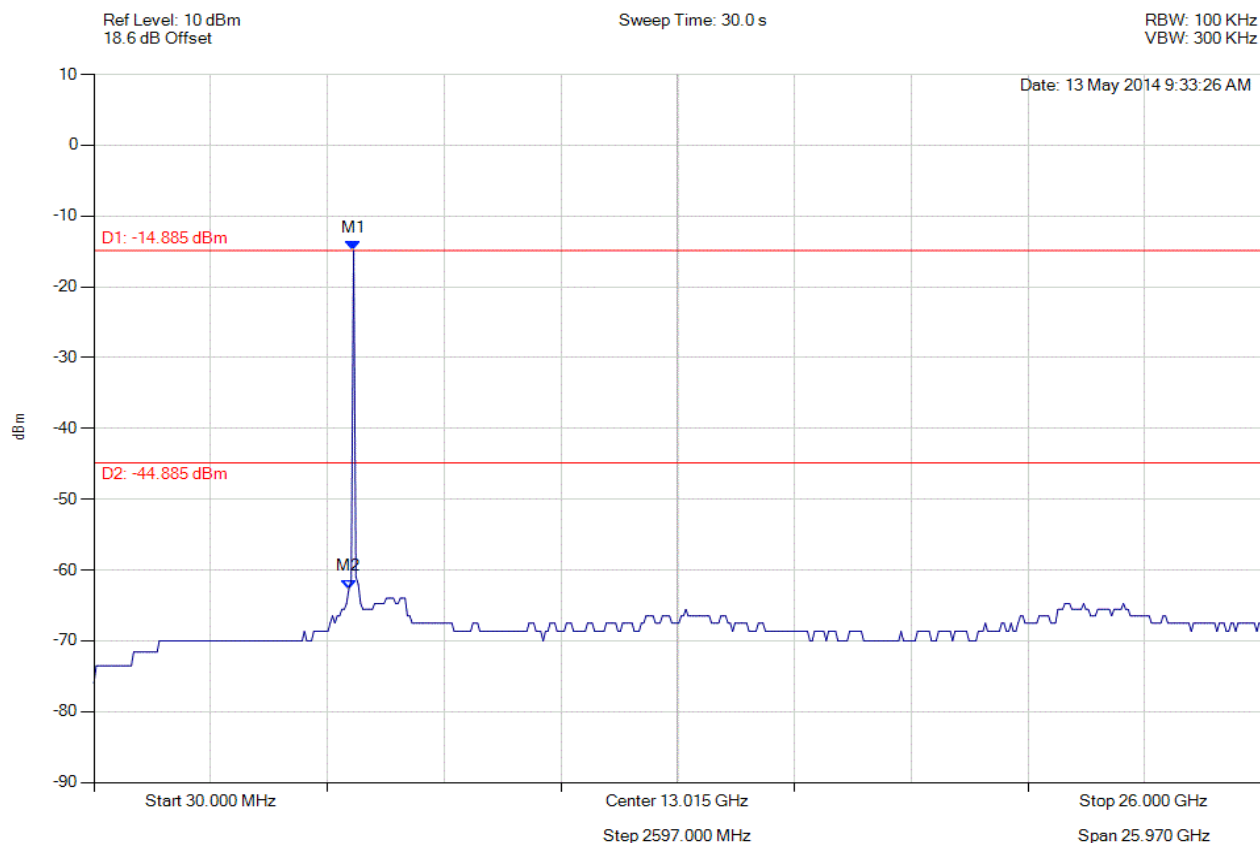


Title: Aruba Networks APIN0214, APIN0215
To: FCC 47 CFR Part 15.247 & IC RSS-210
Serial #: ARUB179-U3 Rev A
Issue Date: 24th June 2014
Page: 302 of 405



CONDUCTED SPURIOUS EMISSIONS - AVERAGE

Variant: 802.11a, Channel: 5825.00 MHz, Chain c, Temp: Ambient, Voltage: 12 Vdc



Analyser Setup	Marker : Frequency : Amplitude	Test Results
Detector = AVERAGE Sweep Count = 0 RF Atten (dB) = 10 Trace Mode = VIEW	M1 : 5806.894 MHz : -14.885 dBm M2 : 5702.806 MHz : -62.643 dBm	Limit: -44.89 dBm Margin: -17.75 dB

[Back to the Matrix](#)

This test report may be reproduced in full only. The document may only be updated by MiCOM Labs personnel. Any changes will be noted in the Document History section of the report.

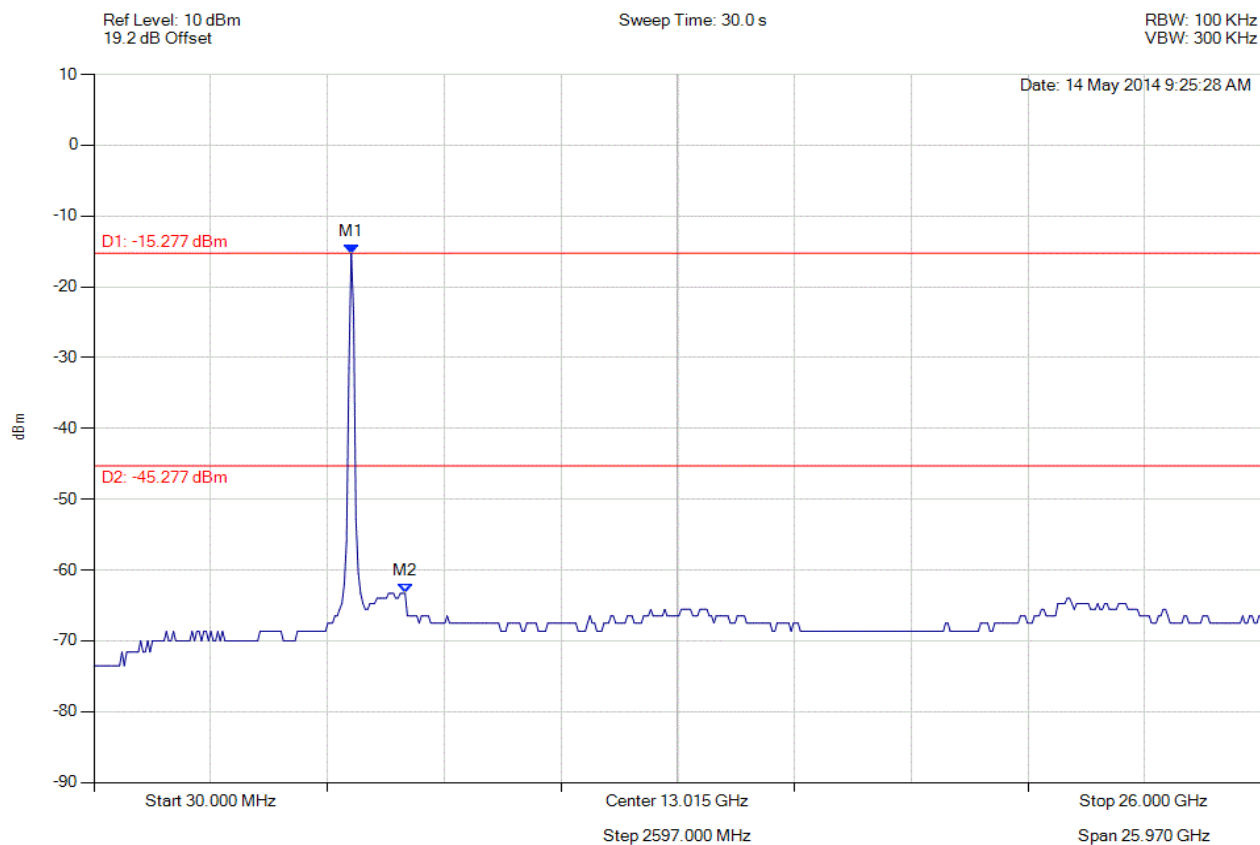


Title: Aruba Networks APIN0214, APIN0215
To: FCC 47 CFR Part 15.247 & IC RSS-210
Serial #: ARUB179-U3 Rev A
Issue Date: 24th June 2014
Page: 303 of 405



CONDUCTED SPURIOUS EMISSIONS - AVERAGE

Variant: 802.11ac-80, Channel: 5775.00 MHz, Chain a, Temp: Ambient, Voltage: 12 Vdc



Analyser Setup	Marker : Frequency : Amplitude	Test Results
Detector = AVERAGE Sweep Count = 0 RF Atten (dB) = 10 Trace Mode = VIEW	M1 : 5754.850 MHz : -15.277 dBm M2 : 6951.864 MHz : -63.286 dBm	Limit: -45.28 dBm Margin: -18.01 dB

[Back to the Matrix](#)

This test report may be reproduced in full only. The document may only be updated by MiCOM Labs personnel. Any changes will be noted in the Document History section of the report.

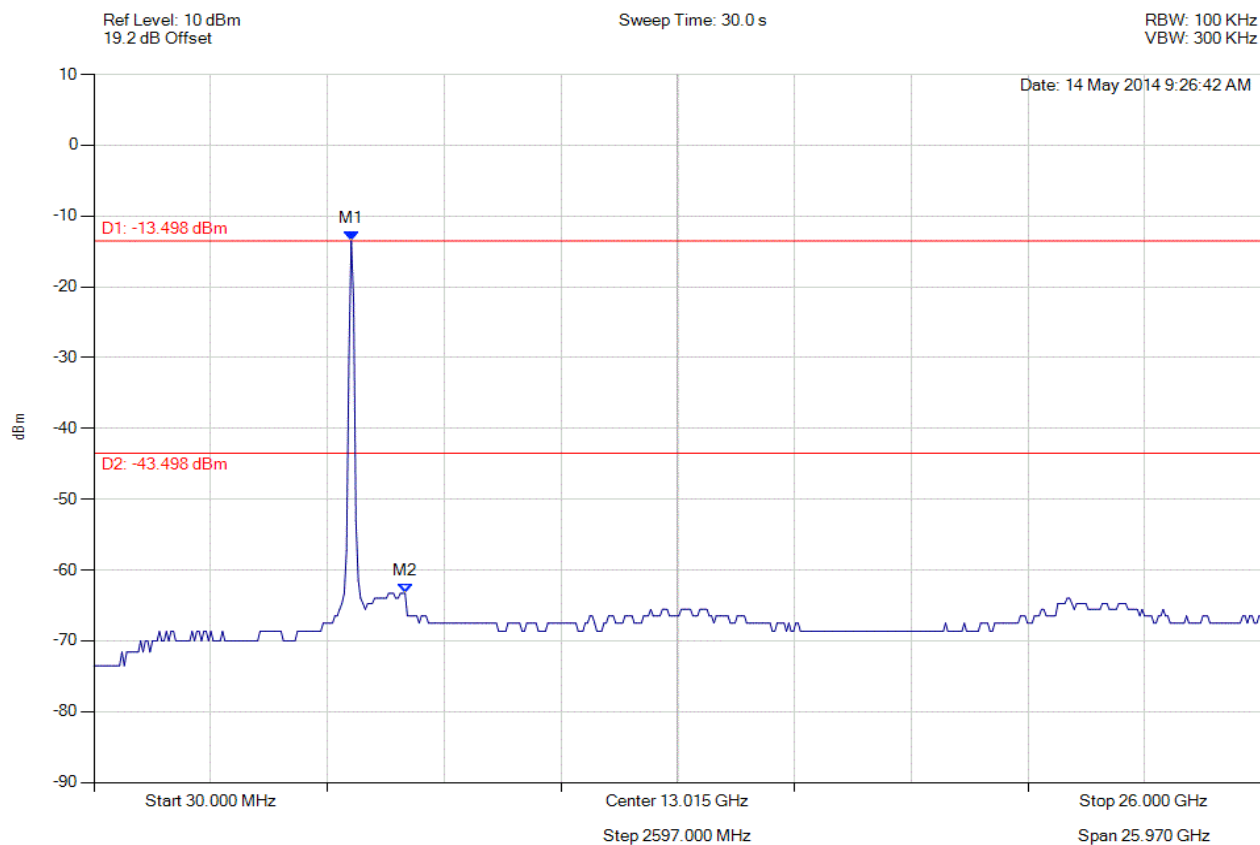


Title: Aruba Networks APIN0214, APIN0215
To: FCC 47 CFR Part 15.247 & IC RSS-210
Serial #: ARUB179-U3 Rev A
Issue Date: 24th June 2014
Page: 304 of 405



CONDUCTED SPURIOUS EMISSIONS - AVERAGE

Variant: 802.11ac-80, Channel: 5775.00 MHz, Chain b, Temp: Ambient, Voltage: 12 Vdc



Analyser Setup	Marker : Frequency : Amplitude	Test Results
Detector = AVERAGE Sweep Count = 0 RF Atten (dB) = 10 Trace Mode = VIEW	M1 : 5754.850 MHz : -13.498 dBm M2 : 6951.864 MHz : -63.286 dBm	Limit: -43.50 dBm Margin: -19.79 dB

[Back to the Matrix](#)

This test report may be reproduced in full only. The document may only be updated by MiCOM Labs personnel. Any changes will be noted in the Document History section of the report.

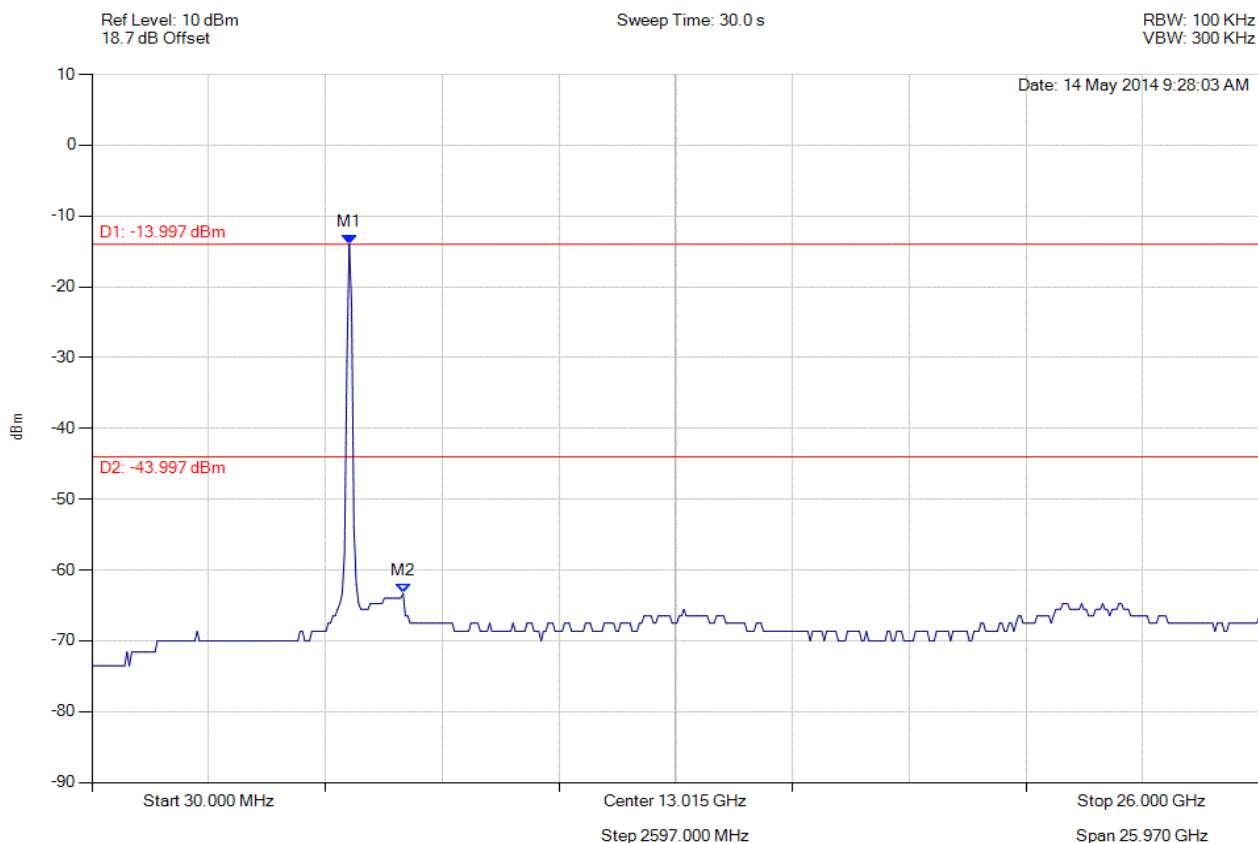


Title: Aruba Networks APIN0214, APIN0215
To: FCC 47 CFR Part 15.247 & IC RSS-210
Serial #: ARUB179-U3 Rev A
Issue Date: 24th June 2014
Page: 305 of 405



CONDUCTED SPURIOUS EMISSIONS - AVERAGE

Variant: 802.11ac-80, Channel: 5775.00 MHz, Chain c, Temp: Ambient, Voltage: 12 Vdc



Analyser Setup	Marker : Frequency : Amplitude	Test Results
Detector = AVERAGE Sweep Count = 0 RF Atten (dB) = 10 Trace Mode = VIEW	M1 : 5754.850 MHz : -13.997 dBm M2 : 6951.864 MHz : -63.286 dBm	Limit: -44.00 dBm Margin: -19.29 dB

[Back to the Matrix](#)

This test report may be reproduced in full only. The document may only be updated by MiCOM Labs personnel. Any changes will be noted in the Document History section of the report.

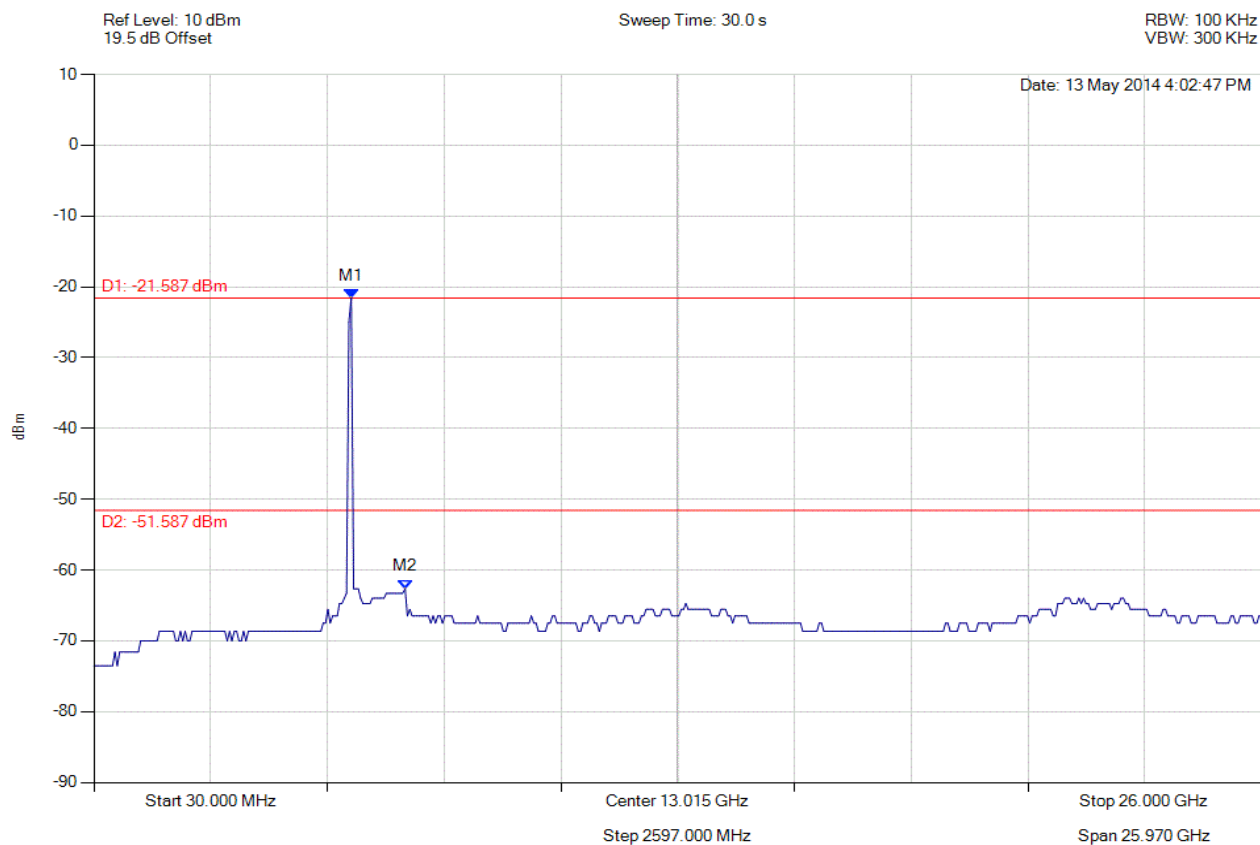


Title: Aruba Networks APIN0214, APIN0215
To: FCC 47 CFR Part 15.247 & IC RSS-210
Serial #: ARUB179-U3 Rev A
Issue Date: 24th June 2014
Page: 306 of 405



CONDUCTED SPURIOUS EMISSIONS - AVERAGE

Variant: 802.11n HT-20, Channel: 5745.00 MHz, Chain a, Temp: Ambient, Voltage: 12 Vdc



Analyser Setup	Marker : Frequency : Amplitude	Test Results
Detector = AVERAGE Sweep Count = 0 RF Atten (dB) = 10 Trace Mode = VIEW	M1 : 5754.850 MHz : -21.587 dBm M2 : 6951.864 MHz : -62.643 dBm	Limit: -51.59 dBm Margin: -11.05 dB

[Back to the Matrix](#)

This test report may be reproduced in full only. The document may only be updated by MiCOM Labs personnel. Any changes will be noted in the Document History section of the report.

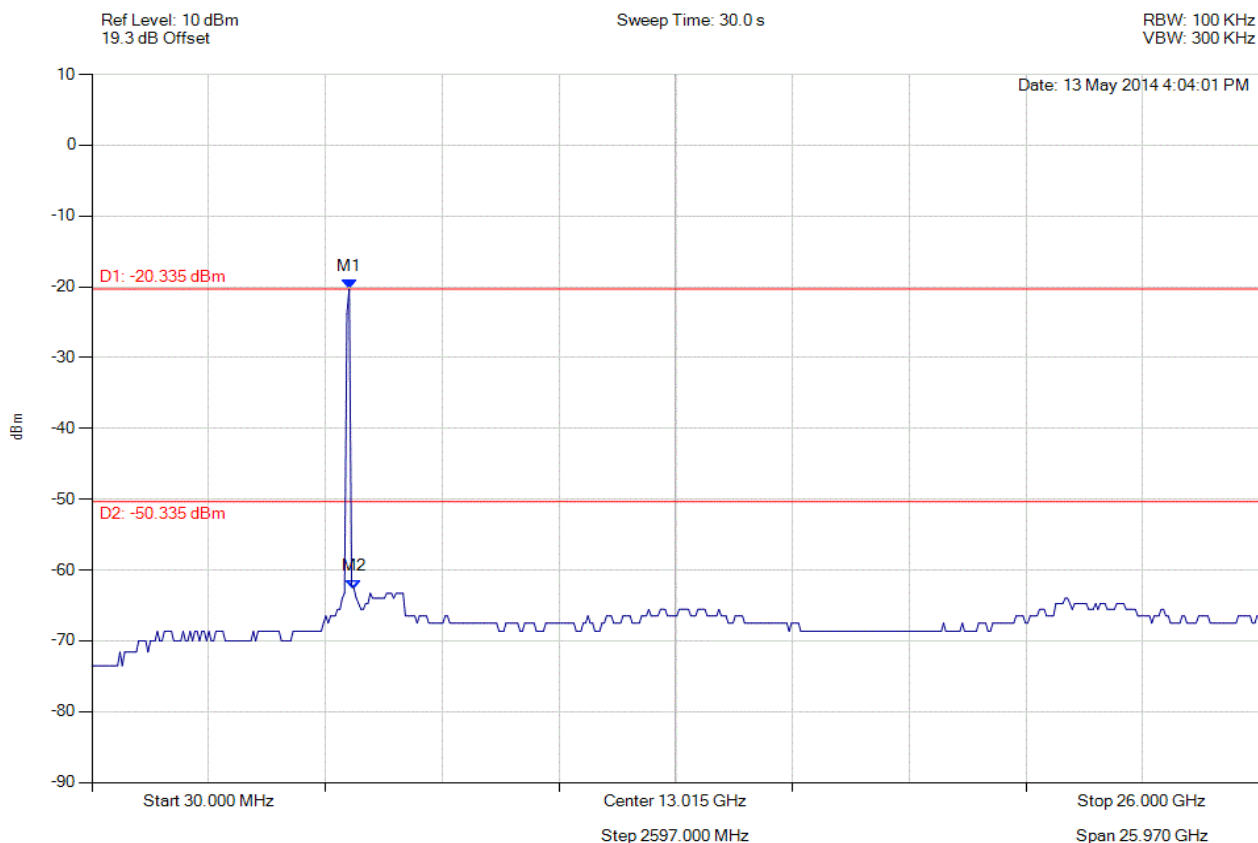


Title: Aruba Networks APIN0214, APIN0215
To: FCC 47 CFR Part 15.247 & IC RSS-210
Serial #: ARUB179-U3 Rev A
Issue Date: 24th June 2014
Page: 307 of 405



CONDUCTED SPURIOUS EMISSIONS - AVERAGE

Variant: 802.11n HT-20, Channel: 5745.00 MHz, Chain b, Temp: Ambient, Voltage: 12 Vdc



Analyser Setup	Marker : Frequency : Amplitude	Test Results
Detector = AVERAGE Sweep Count = 0 RF Atten (dB) = 10 Trace Mode = VIEW	M1 : 5754.850 MHz : -20.335 dBm M2 : 5858.938 MHz : -62.643 dBm	Limit: -50.34 dBm Margin: -12.30 dB

[Back to the Matrix](#)

This test report may be reproduced in full only. The document may only be updated by MiCOM Labs personnel. Any changes will be noted in the Document History section of the report.

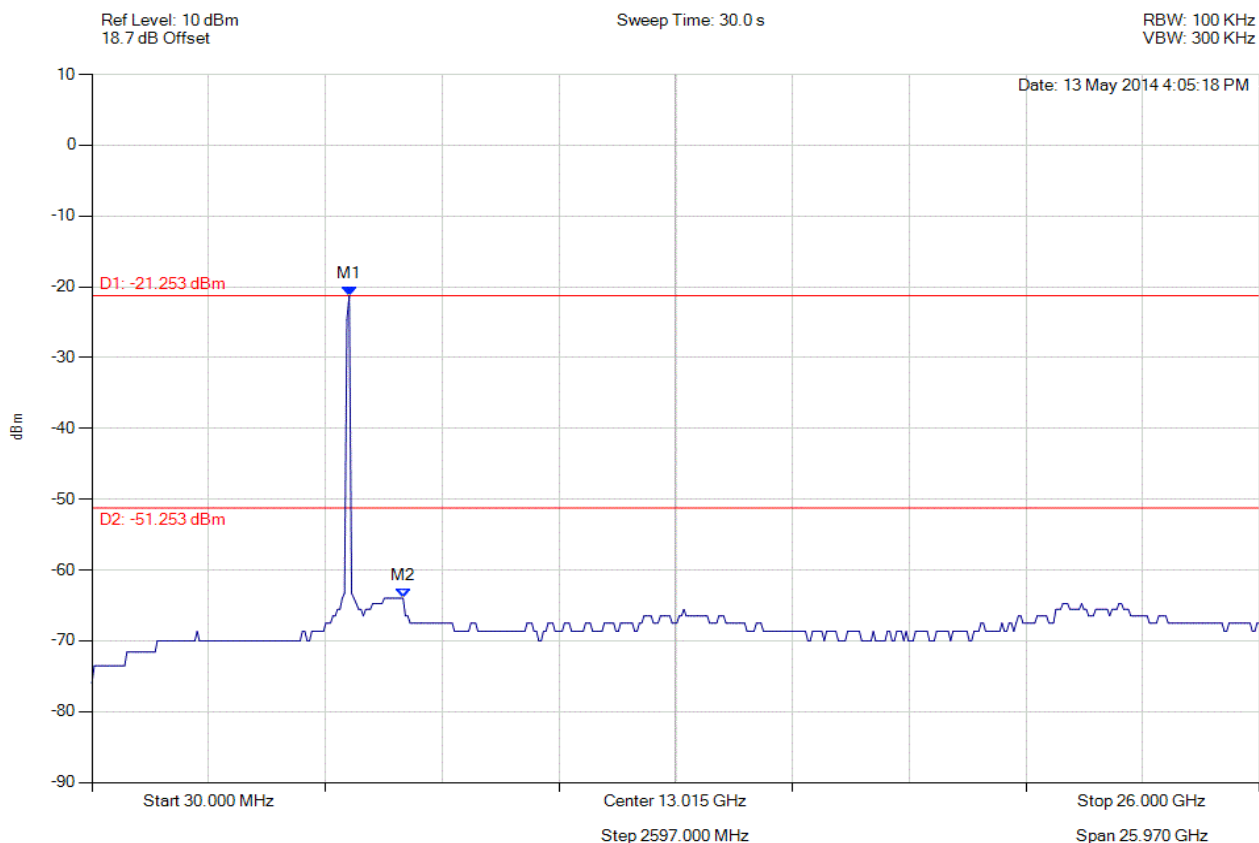


Title: Aruba Networks APIN0214, APIN0215
To: FCC 47 CFR Part 15.247 & IC RSS-210
Serial #: ARUB179-U3 Rev A
Issue Date: 24th June 2014
Page: 308 of 405



CONDUCTED SPURIOUS EMISSIONS - AVERAGE

Variant: 802.11n HT-20, Channel: 5745.00 MHz, Chain c, Temp: Ambient, Voltage: 12 Vdc



Analyser Setup	Marker : Frequency : Amplitude	Test Results
Detector = AVERAGE Sweep Count = 0 RF Atten (dB) = 10 Trace Mode = VIEW	M1 : 5754.850 MHz : -21.253 dBm M2 : 6951.864 MHz : -63.982 dBm	Limit: -51.25 dBm Margin: -12.73 dB

[Back to the Matrix](#)

This test report may be reproduced in full only. The document may only be updated by MiCOM Labs personnel. Any changes will be noted in the Document History section of the report.

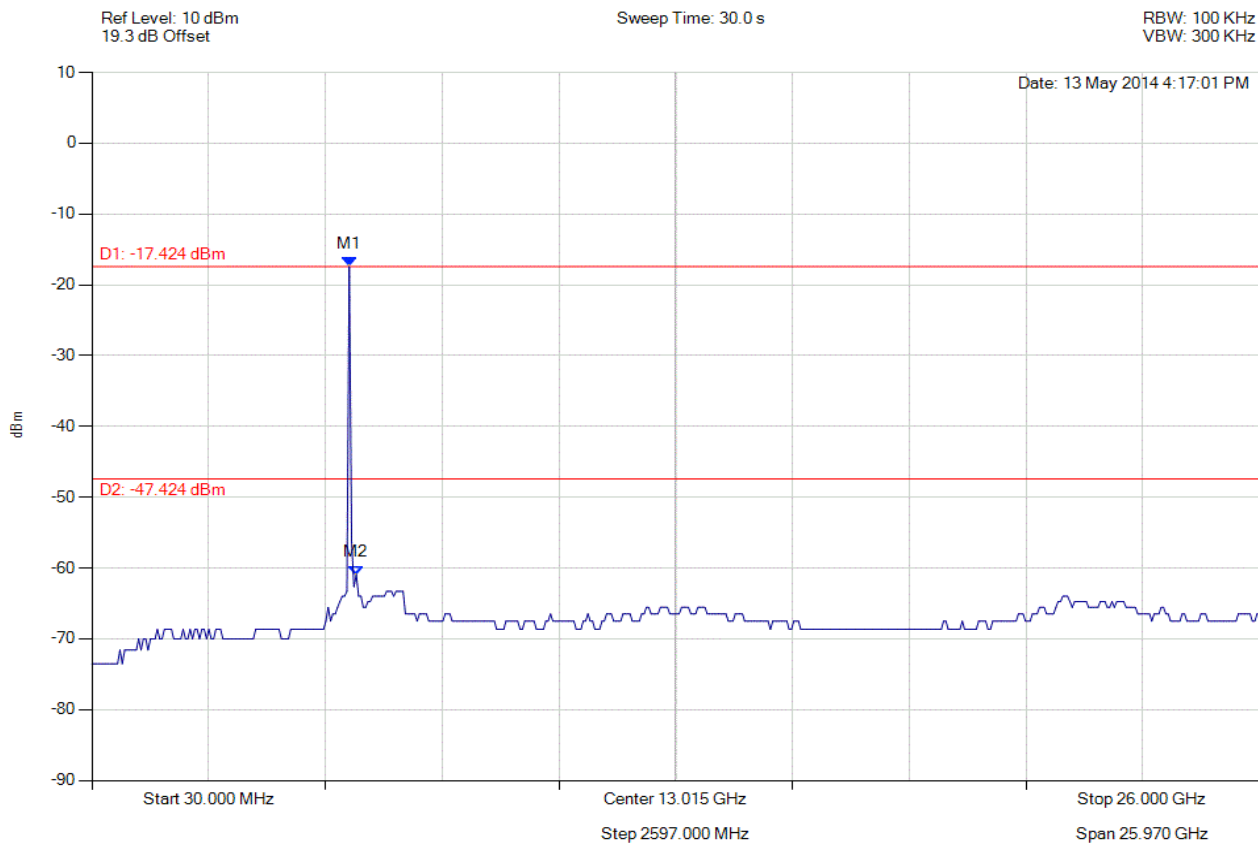


Title: Aruba Networks APIN0214, APIN0215
To: FCC 47 CFR Part 15.247 & IC RSS-210
Serial #: ARUB179-U3 Rev A
Issue Date: 24th June 2014
Page: 309 of 405



CONDUCTED SPURIOUS EMISSIONS - AVERAGE

Variant: 802.11n HT-20, Channel: 5785.00 MHz, Chain a, Temp: Ambient, Voltage: 12 Vdc



Analyser Setup	Marker : Frequency : Amplitude	Test Results
Detector = AVERAGE Sweep Count = 0 RF Atten (dB) = 10 Trace Mode = VIEW	M1 : 5754.850 MHz : -17.424 dBm M2 : 5910.982 MHz : -60.956 dBm	Limit: -47.42 dBm Margin: -13.54 dB

[Back to the Matrix](#)

This test report may be reproduced in full only. The document may only be updated by MiCOM Labs personnel. Any changes will be noted in the Document History section of the report.

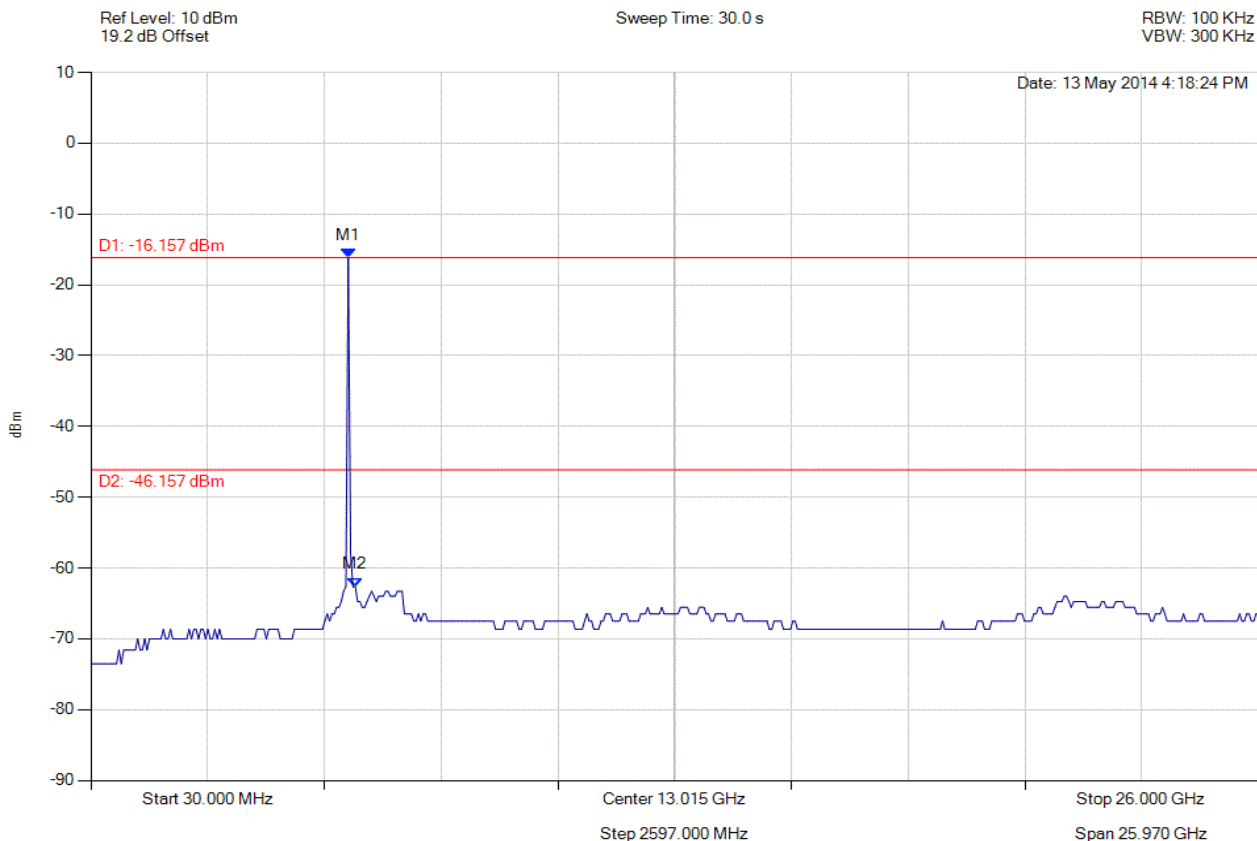


Title: Aruba Networks APIN0214, APIN0215
To: FCC 47 CFR Part 15.247 & IC RSS-210
Serial #: ARUB179-U3 Rev A
Issue Date: 24th June 2014
Page: 310 of 405



CONDUCTED SPURIOUS EMISSIONS - AVERAGE

Variant: 802.11n HT-20, Channel: 5785.00 MHz, Chain b, Temp: Ambient, Voltage: 12 Vdc



Analyser Setup	Marker : Frequency : Amplitude	Test Results
Detector = AVERAGE Sweep Count = 0 RF Atten (dB) = 10 Trace Mode = VIEW	M1 : 5754.850 MHz : -16.157 dBm M2 : 5910.982 MHz : -62.643 dBm	Limit: -46.16 dBm Margin: -16.48 dB

[Back to the Matrix](#)

This test report may be reproduced in full only. The document may only be updated by MiCOM Labs personnel. Any changes will be noted in the Document History section of the report.

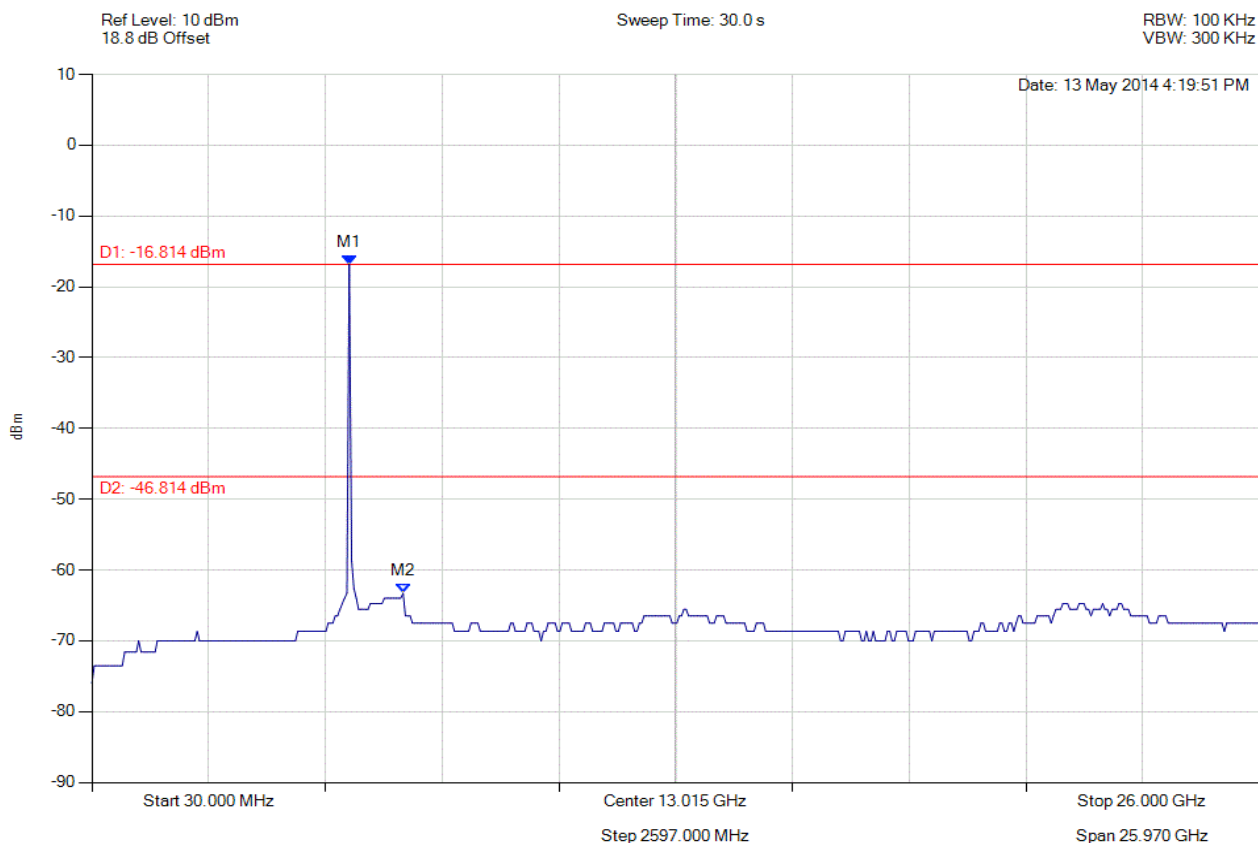


Title: Aruba Networks APIN0214, APIN0215
To: FCC 47 CFR Part 15.247 & IC RSS-210
Serial #: ARUB179-U3 Rev A
Issue Date: 24th June 2014
Page: 311 of 405



CONDUCTED SPURIOUS EMISSIONS - AVERAGE

Variant: 802.11n HT-20, Channel: 5785.00 MHz, Chain c, Temp: Ambient, Voltage: 12 Vdc



Analyser Setup	Marker : Frequency : Amplitude	Test Results
Detector = AVERAGE Sweep Count = 0 RF Atten (dB) = 10 Trace Mode = VIEW	M1 : 5754.850 MHz : -16.814 dBm M2 : 6951.864 MHz : -63.286 dBm	Limit: -46.81 dBm Margin: -16.48 dB

[Back to the Matrix](#)

This test report may be reproduced in full only. The document may only be updated by MiCOM Labs personnel. Any changes will be noted in the Document History section of the report.

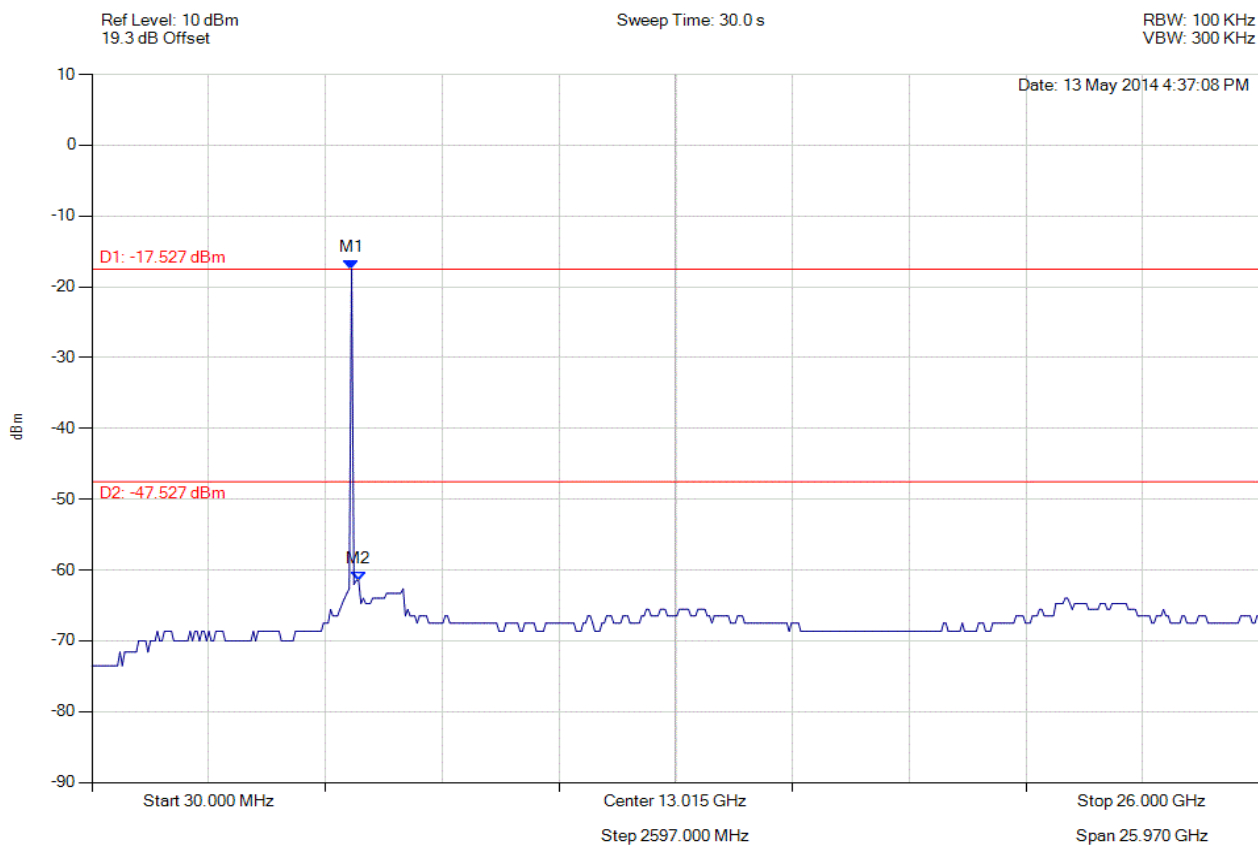


Title: Aruba Networks APIN0214, APIN0215
To: FCC 47 CFR Part 15.247 & IC RSS-210
Serial #: ARUB179-U3 Rev A
Issue Date: 24th June 2014
Page: 312 of 405



CONDUCTED SPURIOUS EMISSIONS - AVERAGE

Variant: 802.11n HT-20, Channel: 5825.00 MHz, Chain a, Temp: Ambient, Voltage: 12 Vdc



Analyser Setup	Marker : Frequency : Amplitude	Test Results
Detector = AVERAGE Sweep Count = 0 RF Atten (dB) = 10 Trace Mode = VIEW	M1 : 5806.894 MHz : -17.527 dBm M2 : 5963.026 MHz : -61.483 dBm	Limit: -47.53 dBm Margin: -13.95 dB

[Back to the Matrix](#)

This test report may be reproduced in full only. The document may only be updated by MiCOM Labs personnel. Any changes will be noted in the Document History section of the report.

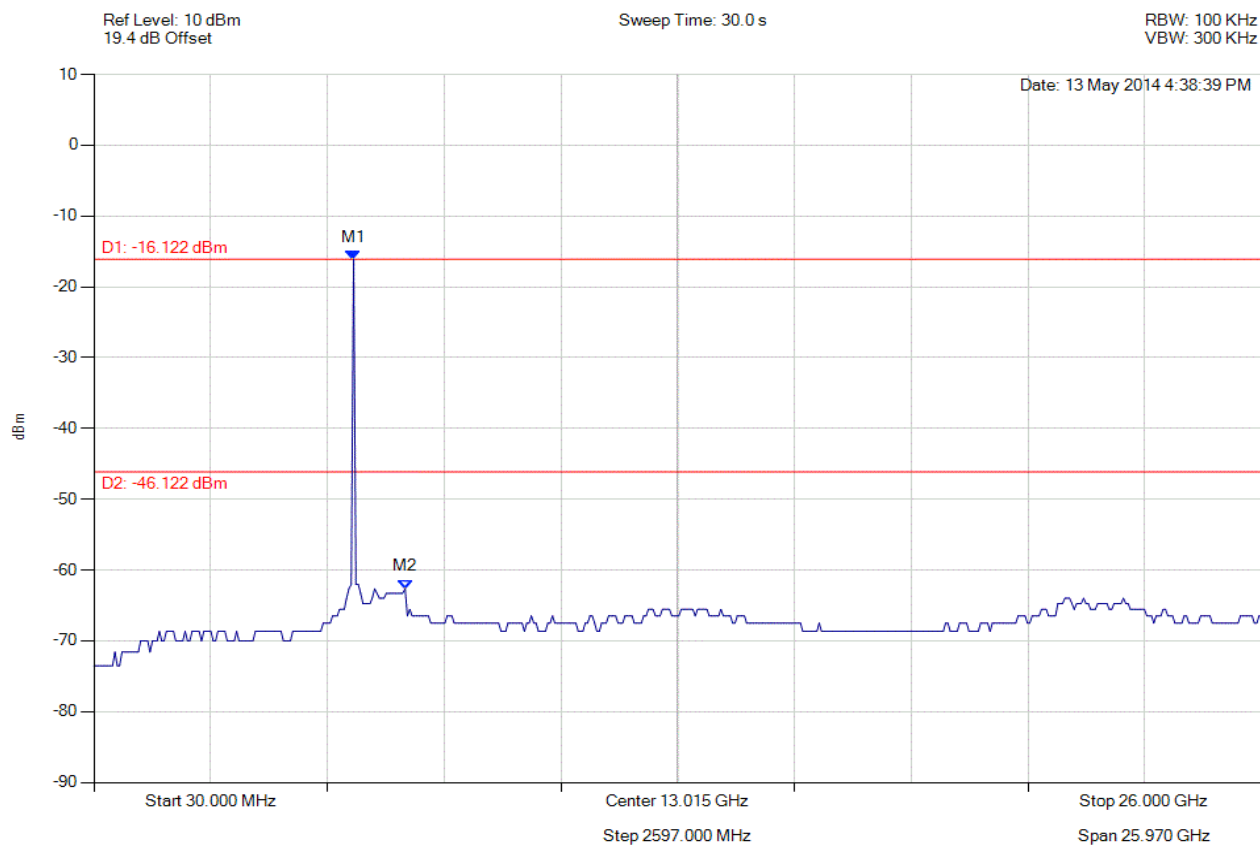


Title: Aruba Networks APIN0214, APIN0215
To: FCC 47 CFR Part 15.247 & IC RSS-210
Serial #: ARUB179-U3 Rev A
Issue Date: 24th June 2014
Page: 313 of 405



CONDUCTED SPURIOUS EMISSIONS - AVERAGE

Variant: 802.11n HT-20, Channel: 5825.00 MHz, Chain b, Temp: Ambient, Voltage: 12 Vdc



Analyser Setup	Marker : Frequency : Amplitude	Test Results
Detector = AVERAGE Sweep Count = 0 RF Atten (dB) = 10 Trace Mode = VIEW	M1 : 5806.894 MHz : -16.122 dBm M2 : 6951.864 MHz : -62.643 dBm	Limit: -46.12 dBm Margin: -16.52 dB

[Back to the Matrix](#)

This test report may be reproduced in full only. The document may only be updated by MiCOM Labs personnel. Any changes will be noted in the Document History section of the report.

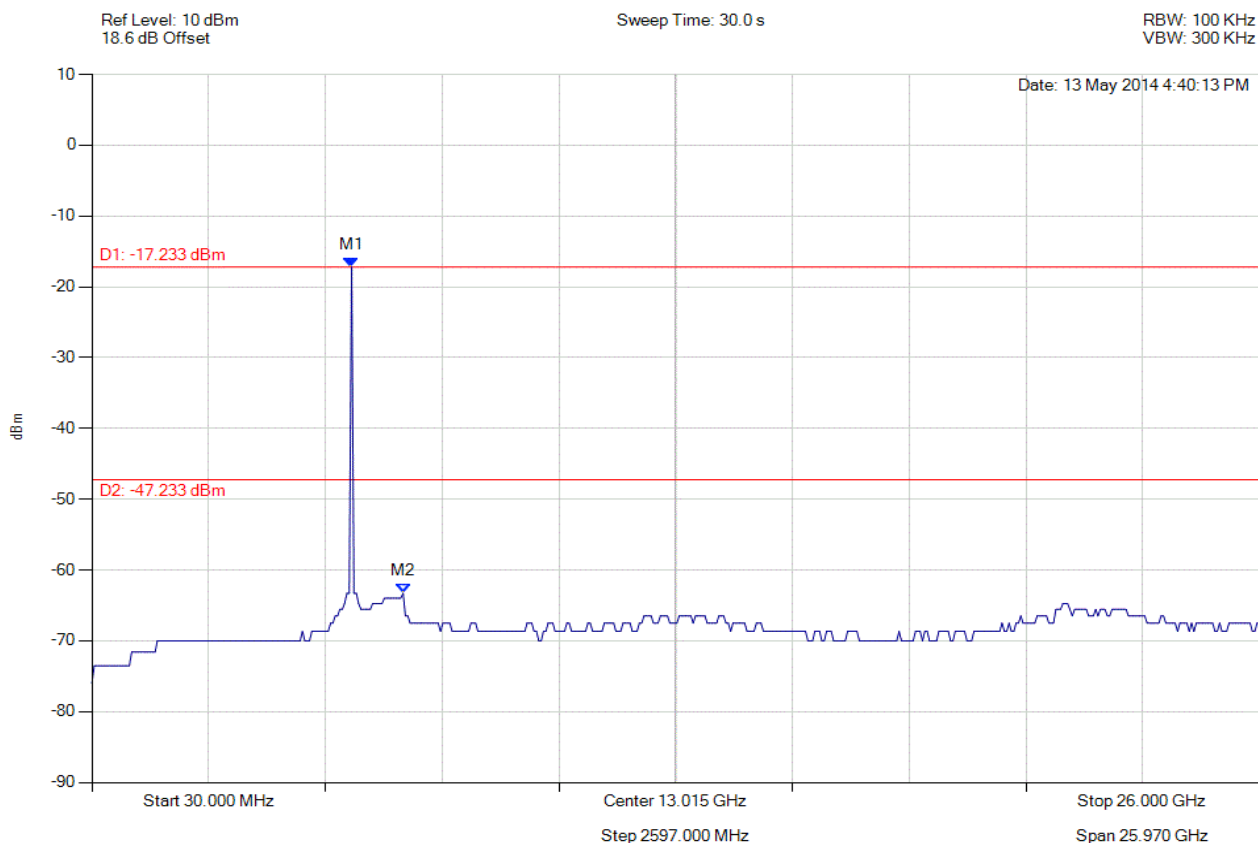


Title: Aruba Networks APIN0214, APIN0215
To: FCC 47 CFR Part 15.247 & IC RSS-210
Serial #: ARUB179-U3 Rev A
Issue Date: 24th June 2014
Page: 314 of 405



CONDUCTED SPURIOUS EMISSIONS - AVERAGE

Variant: 802.11n HT-20, Channel: 5825.00 MHz, Chain c, Temp: Ambient, Voltage: 12 Vdc



Analyser Setup	Marker : Frequency : Amplitude	Test Results
Detector = AVERAGE Sweep Count = 0 RF Atten (dB) = 10 Trace Mode = VIEW	M1 : 5806.894 MHz : -17.233 dBm M2 : 6951.864 MHz : -63.286 dBm	Limit: -47.23 dBm Margin: -16.06 dB

[Back to the Matrix](#)

This test report may be reproduced in full only. The document may only be updated by MiCOM Labs personnel. Any changes will be noted in the Document History section of the report.

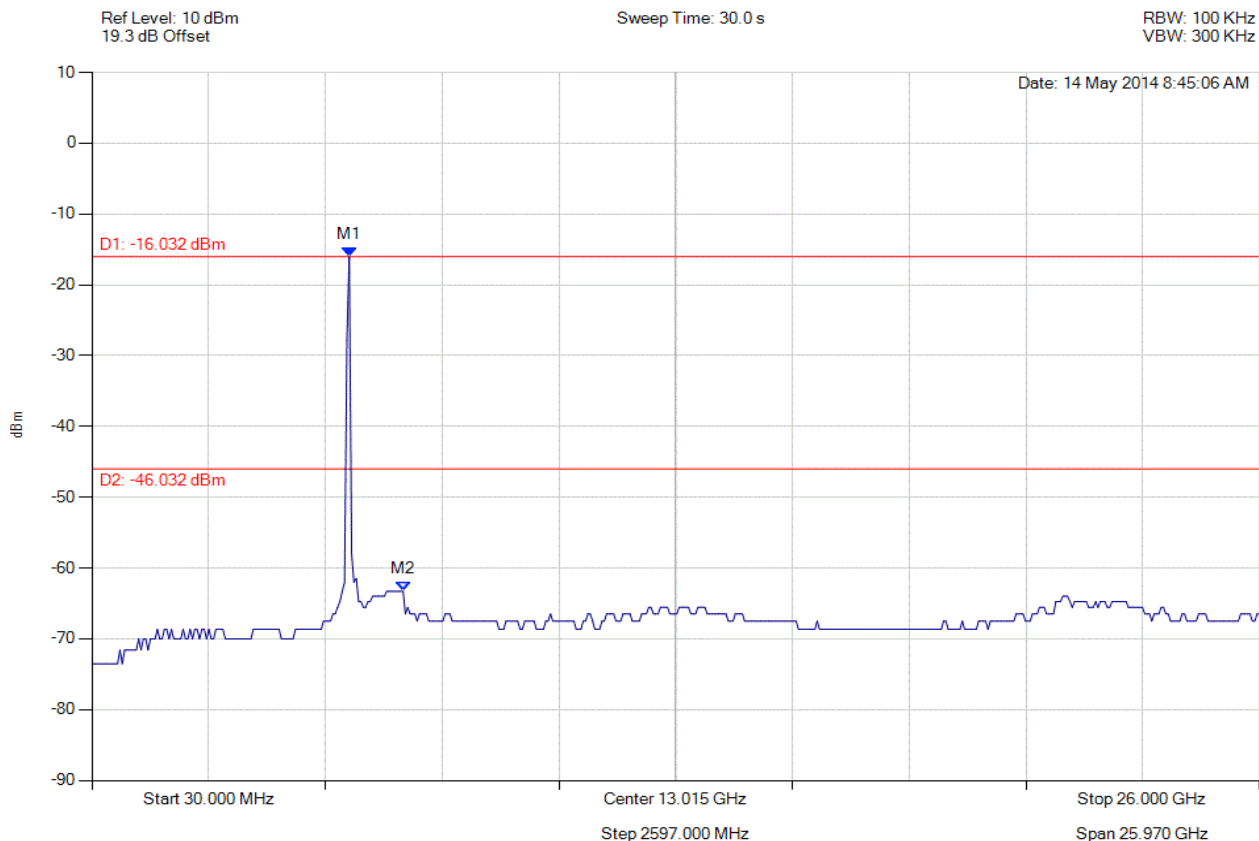


Title: Aruba Networks APIN0214, APIN0215
To: FCC 47 CFR Part 15.247 & IC RSS-210
Serial #: ARUB179-U3 Rev A
Issue Date: 24th June 2014
Page: 315 of 405



CONDUCTED SPURIOUS EMISSIONS - AVERAGE

Variant: 802.11n HT-40, Channel: 5755.00 MHz, Chain a, Temp: Ambient, Voltage: 12 Vdc



Analyser Setup	Marker : Frequency : Amplitude	Test Results
Detector = AVERAGE Sweep Count = 0 RF Atten (dB) = 10 Trace Mode = VIEW	M1 : 5754.850 MHz : -16.032 dBm M2 : 6951.864 MHz : -63.286 dBm	Limit: -46.03 dBm Margin: -17.26 dB

[Back to the Matrix](#)

This test report may be reproduced in full only. The document may only be updated by MiCOM Labs personnel. Any changes will be noted in the Document History section of the report.

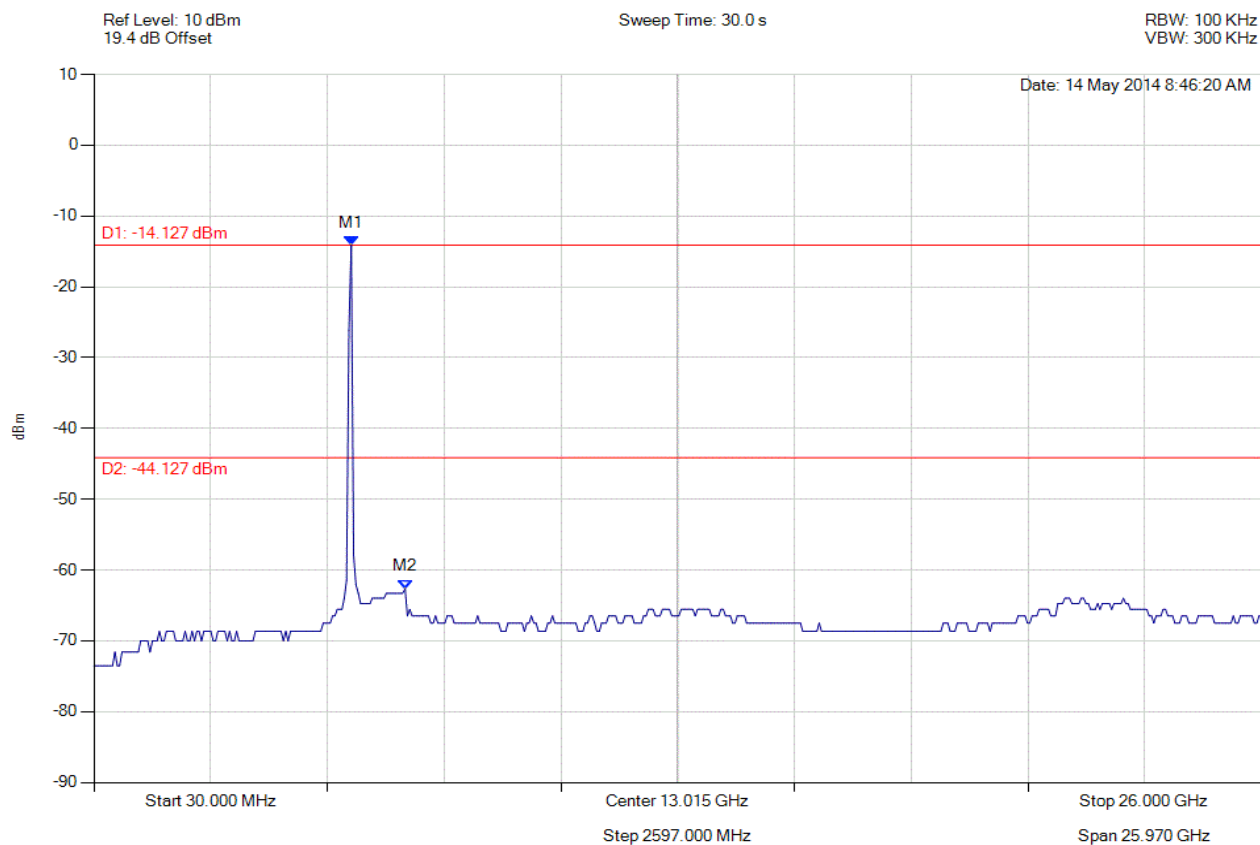


Title: Aruba Networks APIN0214, APIN0215
To: FCC 47 CFR Part 15.247 & IC RSS-210
Serial #: ARUB179-U3 Rev A
Issue Date: 24th June 2014
Page: 316 of 405



CONDUCTED SPURIOUS EMISSIONS - AVERAGE

Variant: 802.11n HT-40, Channel: 5755.00 MHz, Chain b, Temp: Ambient, Voltage: 12 Vdc



Analyser Setup	Marker : Frequency : Amplitude	Test Results
Detector = AVERAGE Sweep Count = 0 RF Atten (dB) = 10 Trace Mode = VIEW	M1 : 5754.850 MHz : -14.127 dBm M2 : 6951.864 MHz : -62.643 dBm	Limit: -44.13 dBm Margin: -18.51 dB

[Back to the Matrix](#)

This test report may be reproduced in full only. The document may only be updated by MiCOM Labs personnel. Any changes will be noted in the Document History section of the report.

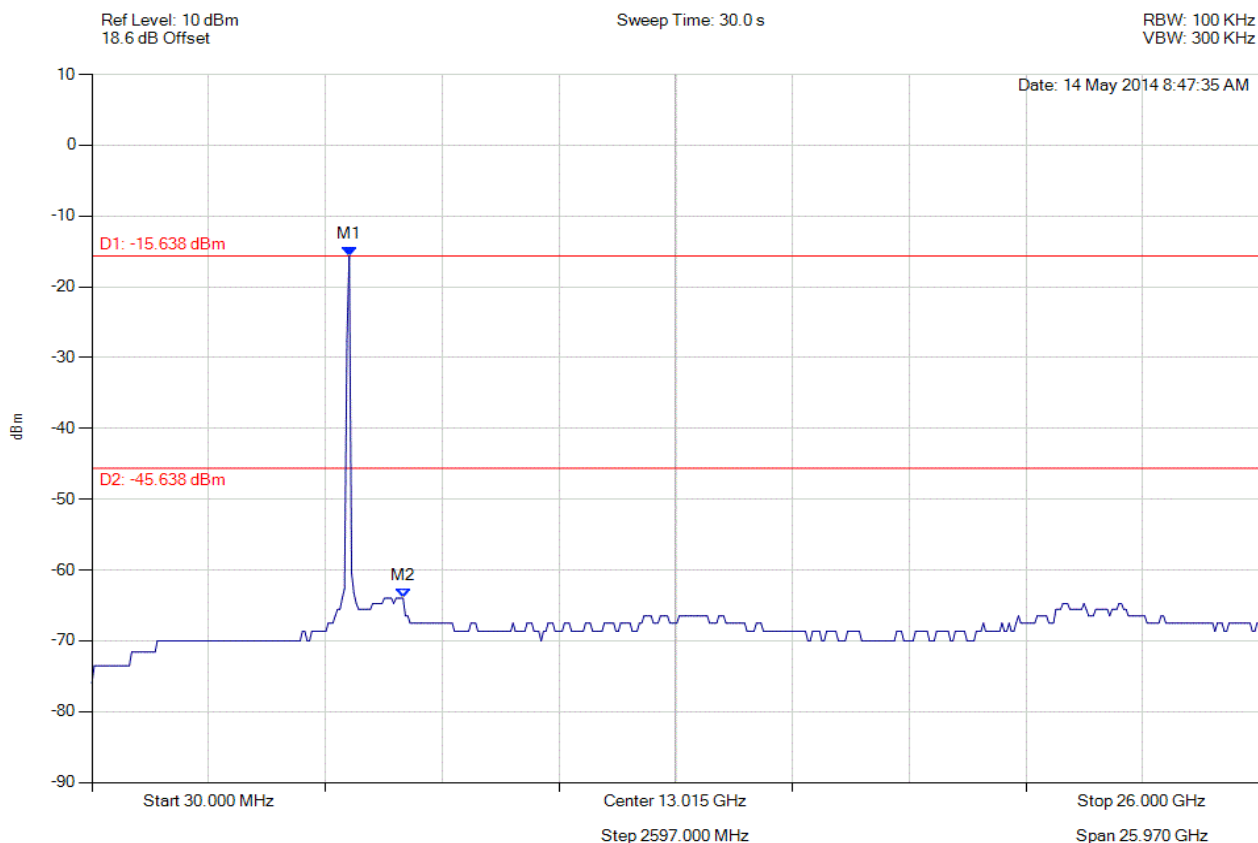


Title: Aruba Networks APIN0214, APIN0215
To: FCC 47 CFR Part 15.247 & IC RSS-210
Serial #: ARUB179-U3 Rev A
Issue Date: 24th June 2014
Page: 317 of 405



CONDUCTED SPURIOUS EMISSIONS - AVERAGE

Variant: 802.11n HT-40, Channel: 5755.00 MHz, Chain c, Temp: Ambient, Voltage: 12 Vdc



Analyser Setup	Marker : Frequency : Amplitude	Test Results
Detector = AVERAGE Sweep Count = 0 RF Atten (dB) = 10 Trace Mode = VIEW	M1 : 5754.850 MHz : -15.638 dBm M2 : 6951.864 MHz : -63.982 dBm	Limit: -45.64 dBm Margin: -18.34 dB

[Back to the Matrix](#)

This test report may be reproduced in full only. The document may only be updated by MiCOM Labs personnel. Any changes will be noted in the Document History section of the report.

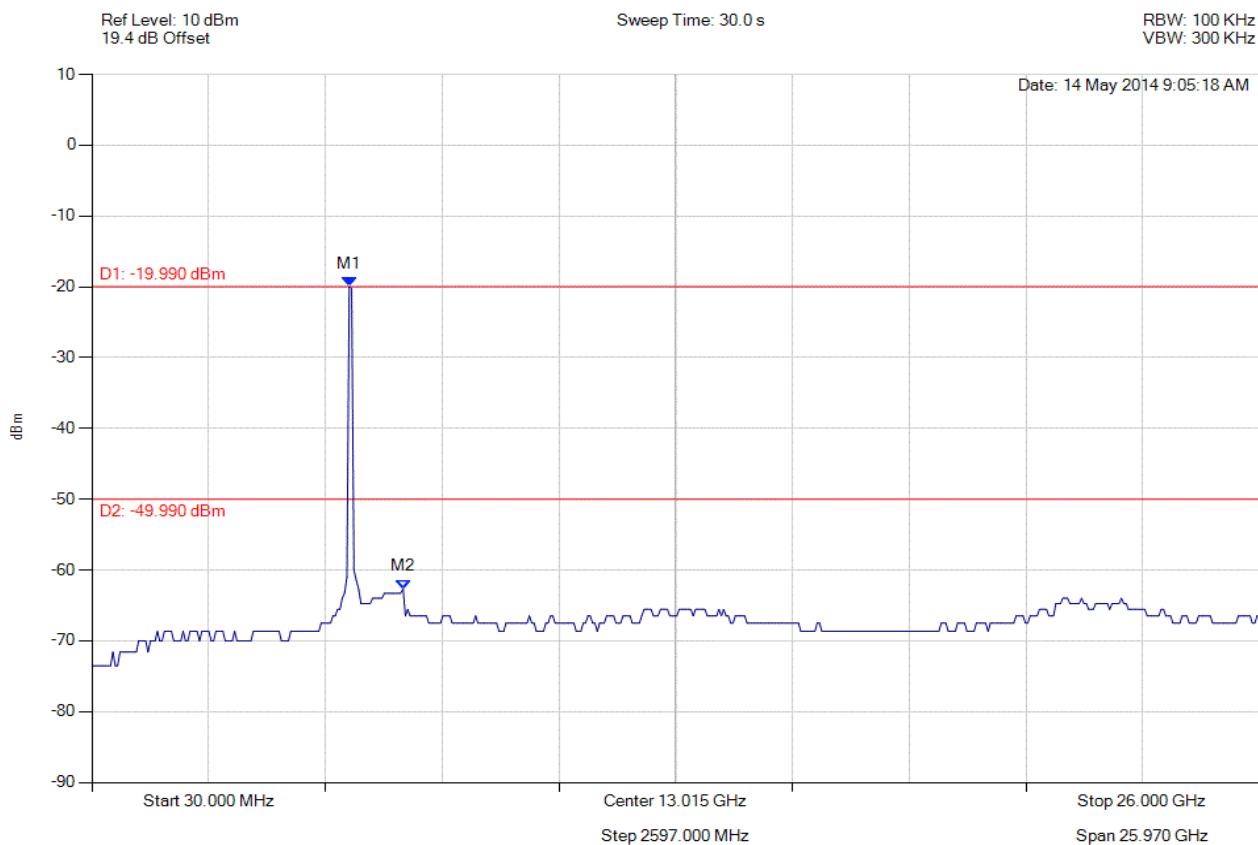


Title: Aruba Networks APIN0214, APIN0215
To: FCC 47 CFR Part 15.247 & IC RSS-210
Serial #: ARUB179-U3 Rev A
Issue Date: 24th June 2014
Page: 318 of 405



CONDUCTED SPURIOUS EMISSIONS - AVERAGE

Variant: 802.11n HT-40, Channel: 5795.00 MHz, Chain a, Temp: Ambient, Voltage: 12 Vdc



Analyser Setup	Marker : Frequency : Amplitude	Test Results
Detector = AVERAGE Sweep Count = 0 RF Atten (dB) = 10 Trace Mode = VIEW	M1 : 5754.850 MHz : -19.990 dBm M2 : 6951.864 MHz : -62.643 dBm	Limit: -49.99 dBm Margin: -12.65 dB

[Back to the Matrix](#)

This test report may be reproduced in full only. The document may only be updated by MiCOM Labs personnel. Any changes will be noted in the Document History section of the report.

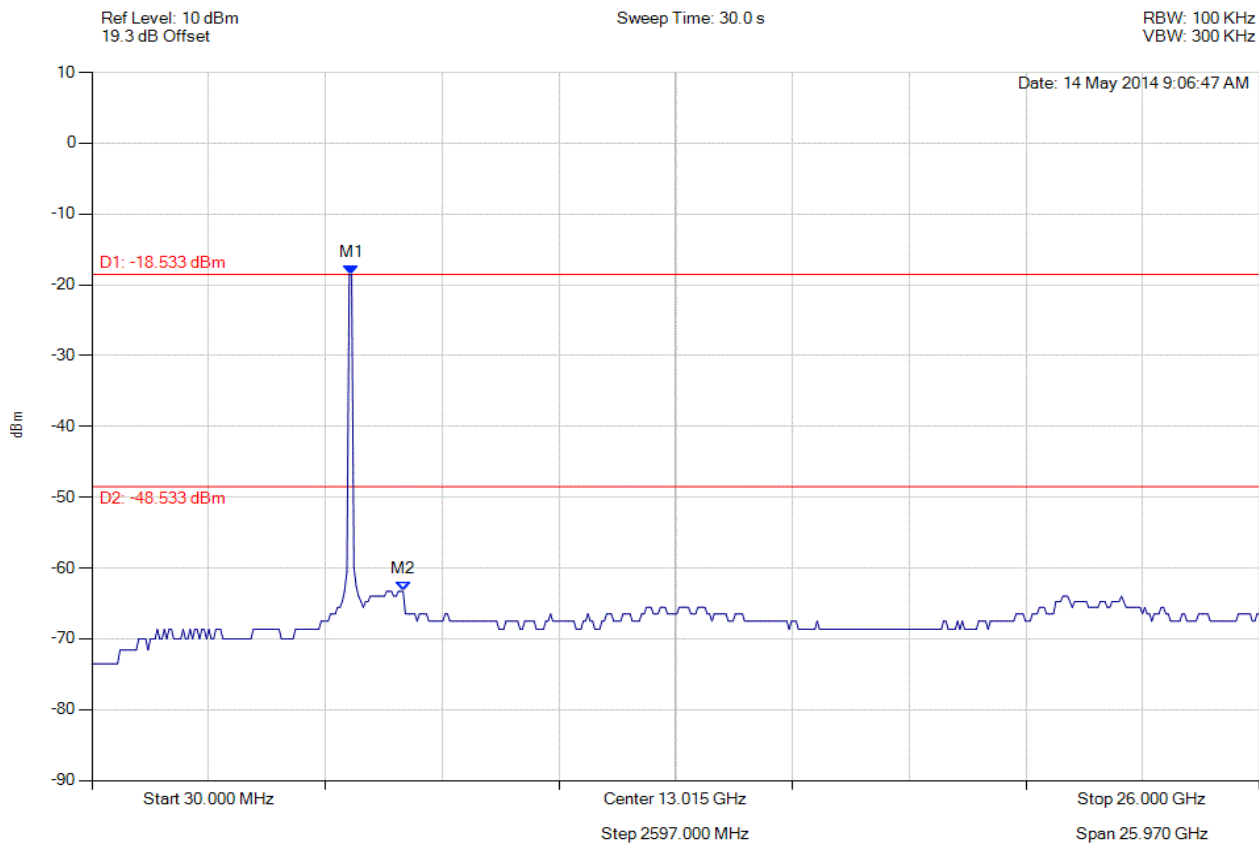


Title: Aruba Networks APIN0214, APIN0215
To: FCC 47 CFR Part 15.247 & IC RSS-210
Serial #: ARUB179-U3 Rev A
Issue Date: 24th June 2014
Page: 319 of 405



CONDUCTED SPURIOUS EMISSIONS - AVERAGE

Variant: 802.11n HT-40, Channel: 5795.00 MHz, Chain b, Temp: Ambient, Voltage: 12 Vdc



Analyser Setup	Marker : Frequency : Amplitude	Test Results
Detector = AVERAGE Sweep Count = 0 RF Atten (dB) = 10 Trace Mode = VIEW	M1 : 5806.894 MHz : -18.533 dBm M2 : 6951.864 MHz : -63.286 dBm	Limit: -48.53 dBm Margin: -14.76 dB

[Back to the Matrix](#)

This test report may be reproduced in full only. The document may only be updated by MiCOM Labs personnel. Any changes will be noted in the Document History section of the report.

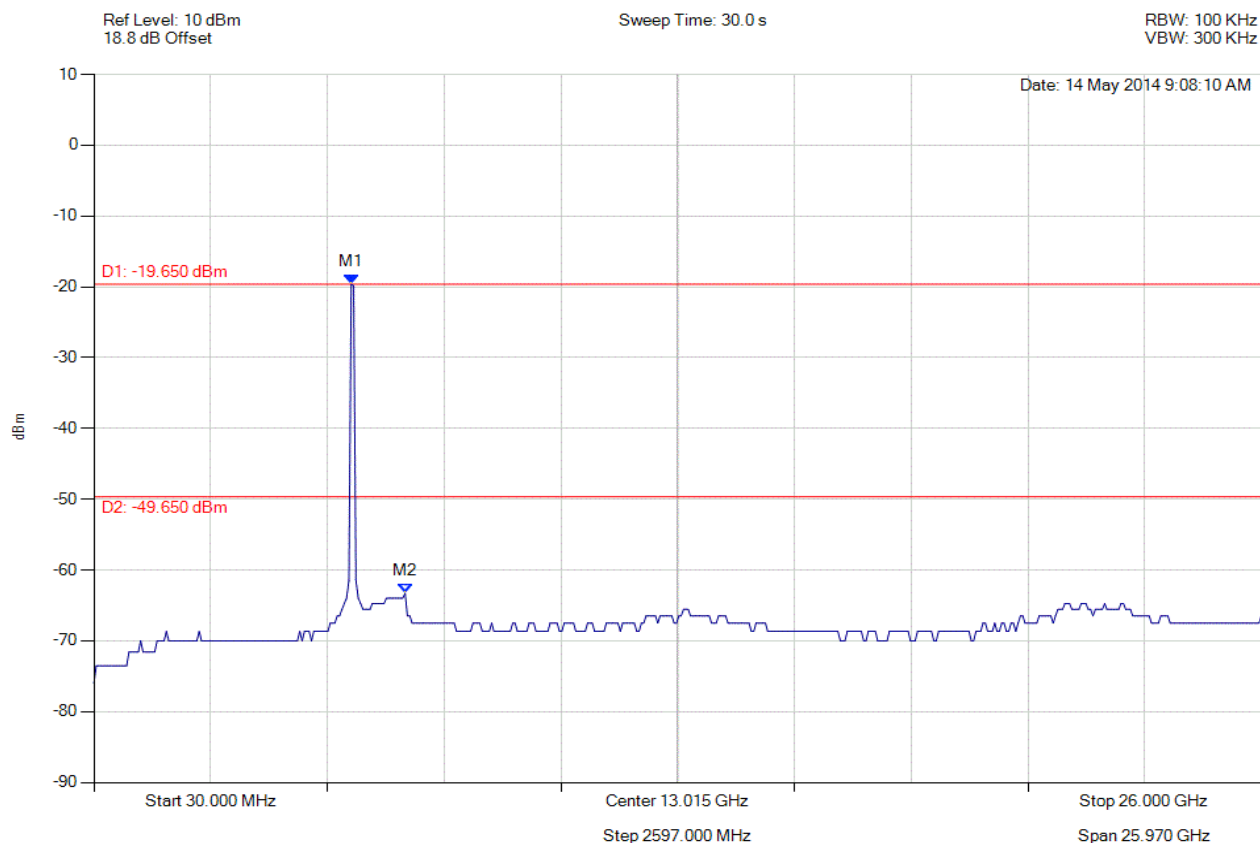


Title: Aruba Networks APIN0214, APIN0215
To: FCC 47 CFR Part 15.247 & IC RSS-210
Serial #: ARUB179-U3 Rev A
Issue Date: 24th June 2014
Page: 320 of 405



CONDUCTED SPURIOUS EMISSIONS - AVERAGE

Variant: 802.11n HT-40, Channel: 5795.00 MHz, Chain c, Temp: Ambient, Voltage: 12 Vdc



Analyser Setup	Marker : Frequency : Amplitude	Test Results
Detector = AVERAGE Sweep Count = 0 RF Atten (dB) = 10 Trace Mode = VIEW	M1 : 5754.850 MHz : -19.650 dBm M2 : 6951.864 MHz : -63.286 dBm	Limit: -49.65 dBm Margin: -13.64 dB

[Back to the Matrix](#)

This test report may be reproduced in full only. The document may only be updated by MiCOM Labs personnel. Any changes will be noted in the Document History section of the report.



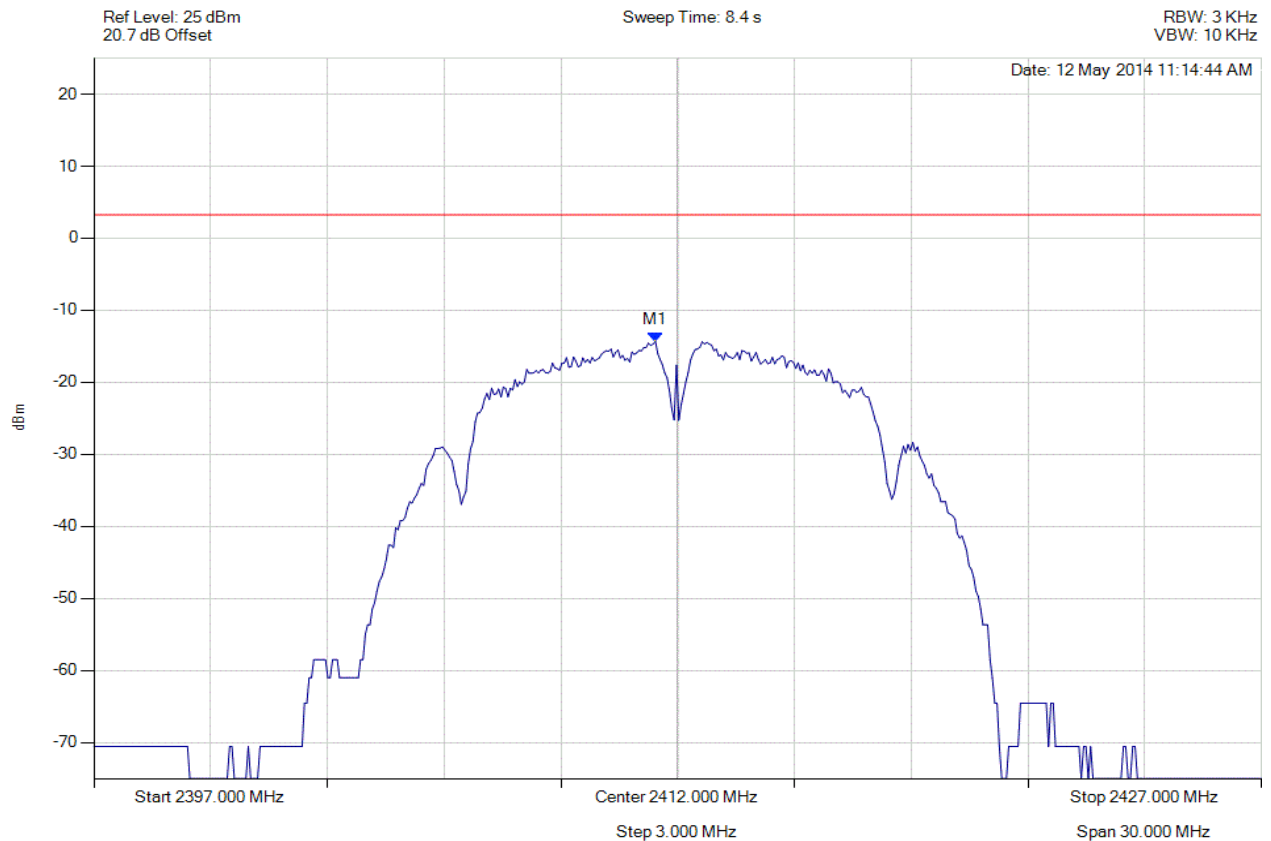
Title: Aruba Networks APIN0214, APIN0215
To: FCC 47 CFR Part 15.247 & IC RSS-210
Serial #: ARUB179-U3 Rev A
Issue Date: 24th June 2014
Page: 321 of 405

A.1.3. Power Spectral Density



POWER SPECTRAL DENSITY - AVERAGE

Variant: 802.11b, Channel: 2412.00 MHz, Chain a, Temp: Ambient, Voltage: 12 Vdc



Analyser Setup	Marker : Frequency : Amplitude	Test Results
Detector = AVERAGE Sweep Count = 0 RF Atten (dB) = 20 Trace Mode = VIEW	M1 : 2411.429 MHz : -14.334 dBm	Limit: ≤ 3.229 dBm

[Back to the Matrix](#)

This test report may be reproduced in full only. The document may only be updated by MiCOM Labs personnel. Any changes will be noted in the Document History section of the report.

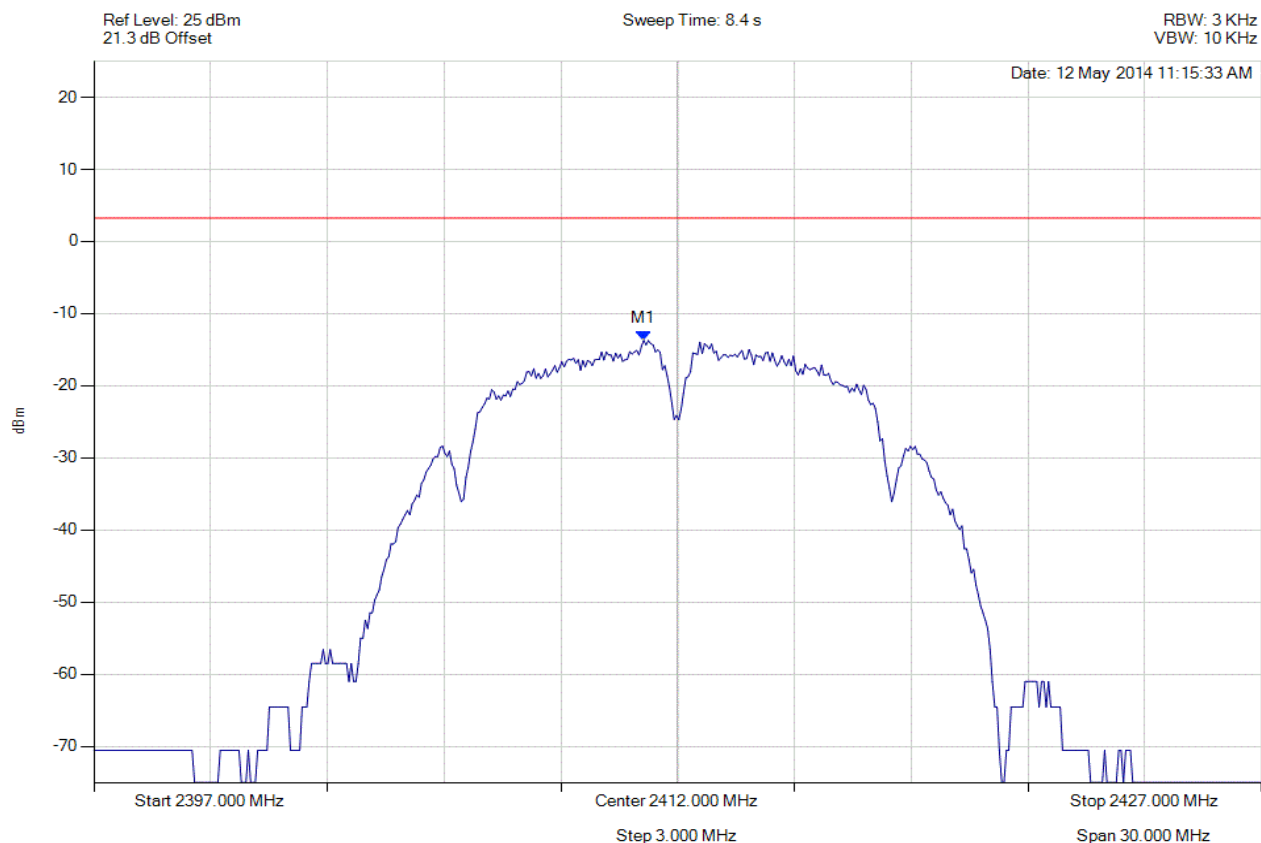


Title: Aruba Networks APIN0214, APIN0215
To: FCC 47 CFR Part 15.247 & IC RSS-210
Serial #: ARUB179-U3 Rev A
Issue Date: 24th June 2014
Page: 322 of 405



POWER SPECTRAL DENSITY - AVERAGE

Variant: 802.11b, Channel: 2412.00 MHz, Chain b, Temp: Ambient, Voltage: 12 Vdc



Analyser Setup	Marker : Frequency : Amplitude	Test Results
Detector = AVERAGE Sweep Count = 0 RF Atten (dB) = 20 Trace Mode = VIEW	M1 : 2411.128 MHz : -13.713 dBm	Limit: ≤ 3.229 dBm

[Back to the Matrix](#)

This test report may be reproduced in full only. The document may only be updated by MiCOM Labs personnel. Any changes will be noted in the Document History section of the report.

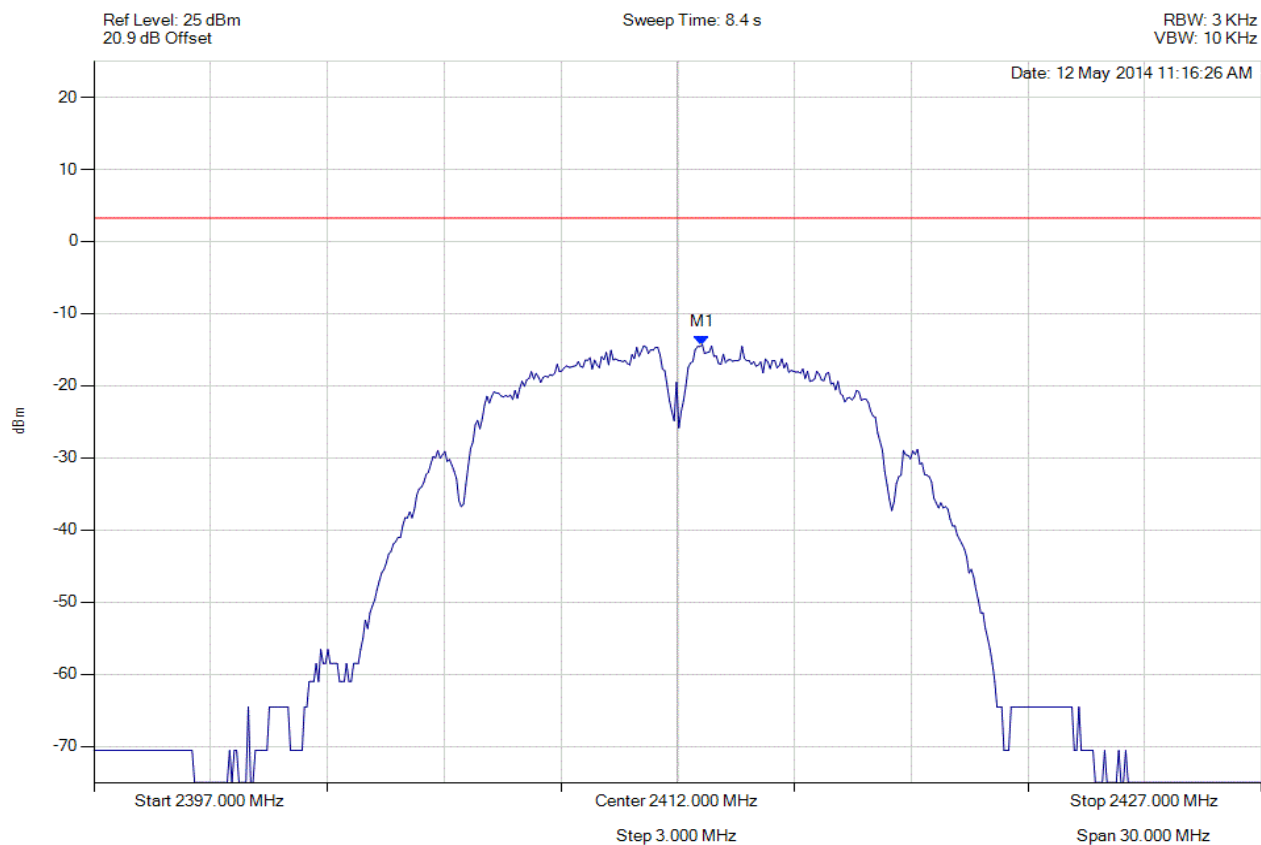


Title: Aruba Networks APIN0214, APIN0215
To: FCC 47 CFR Part 15.247 & IC RSS-210
Serial #: ARUB179-U3 Rev A
Issue Date: 24th June 2014
Page: 323 of 405



POWER SPECTRAL DENSITY - AVERAGE

Variant: 802.11b, Channel: 2412.00 MHz, Chain c, Temp: Ambient, Voltage: 12 Vdc



Analyser Setup	Marker : Frequency : Amplitude	Test Results
Detector = AVERAGE Sweep Count = 0 RF Atten (dB) = 20 Trace Mode = VIEW	M1 : 2412.631 MHz : -14.294 dBm	Limit: ≤ 3.229 dBm

[Back to the Matrix](#)

This test report may be reproduced in full only. The document may only be updated by MiCOM Labs personnel. Any changes will be noted in the Document History section of the report.

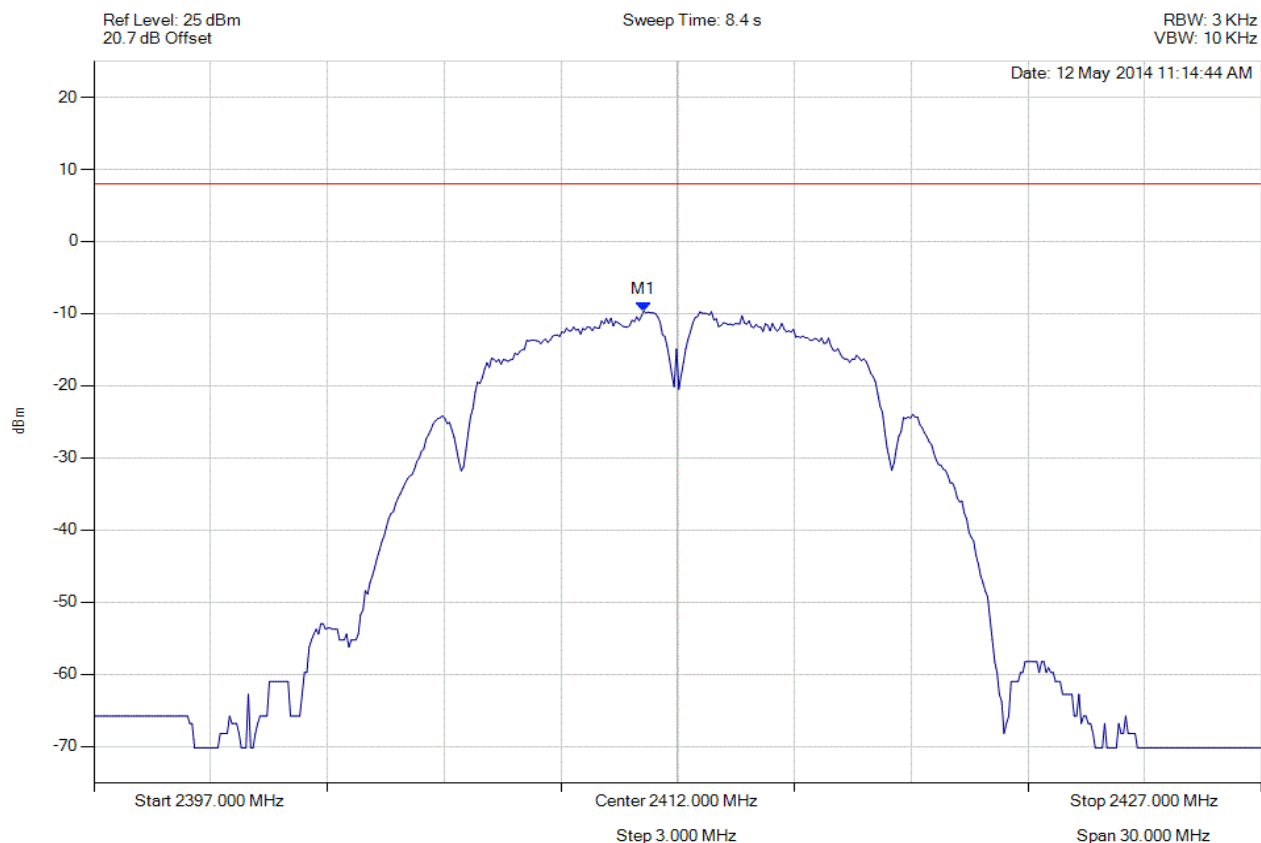


Title: Aruba Networks APIN0214, APIN0215
To: FCC 47 CFR Part 15.247 & IC RSS-210
Serial #: ARUB179-U3 Rev A
Issue Date: 24th June 2014
Page: 324 of 405



POWER SPECTRAL DENSITY - AVERAGE

Variant: 802.11b, Channel: 2412.00 MHz, SUM, Temp: Ambient, Voltage: 12 Vdc



Analyser Setup	Marker : Frequency : Amplitude	Test Results
Detector = AVERAGE Sweep Count = 0 RF Atten (dB) = 20 Trace Mode = VIEW	M1 : 2411.100 MHz : -9.654 dBm M1 + DCCF : 2411.100 MHz : -9.610 dBm Duty Cycle Correction Factor : +0.04 dB	Limit: ≤ 8.0 dBm Margin: -17.6 dB

[Back to the Matrix](#)

This test report may be reproduced in full only. The document may only be updated by MiCOM Labs personnel. Any changes will be noted in the Document History section of the report.

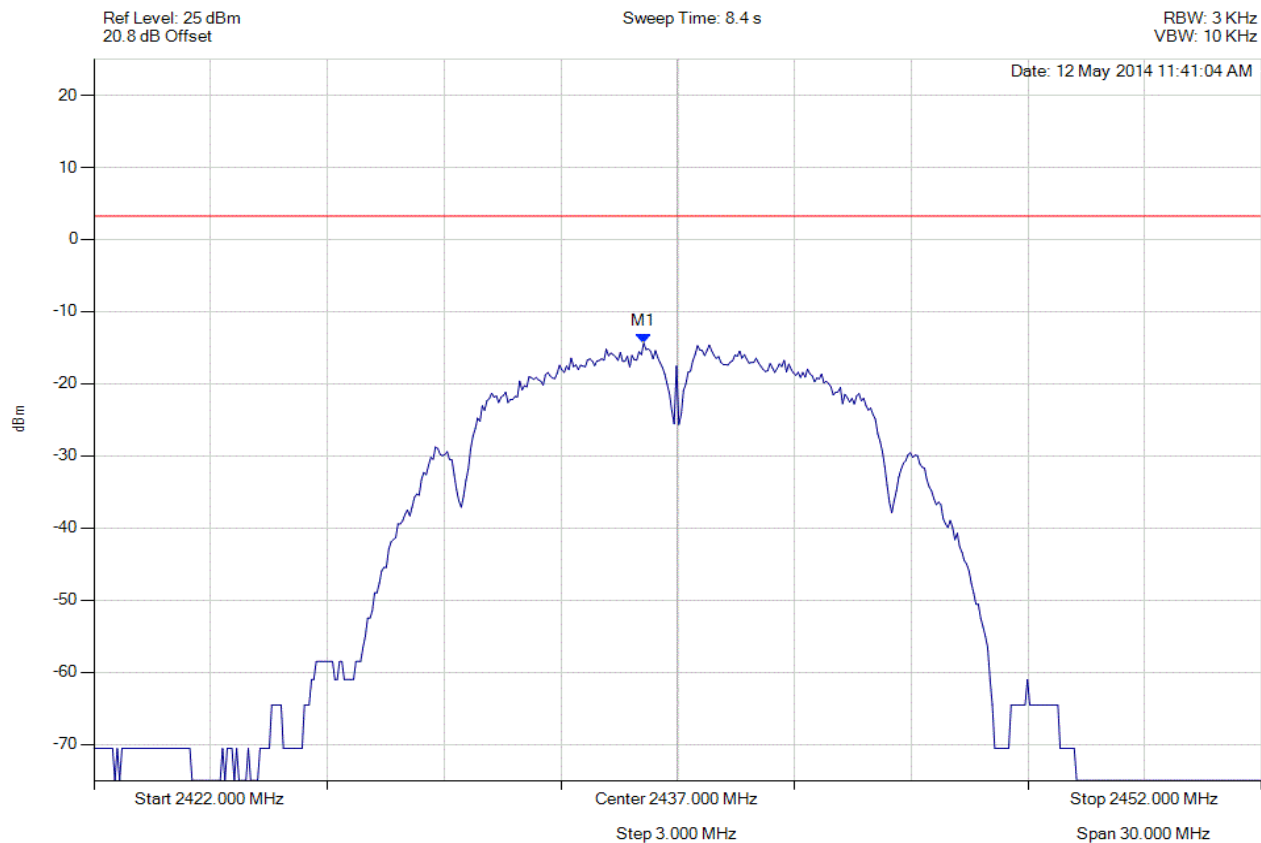


Title: Aruba Networks APIN0214, APIN0215
To: FCC 47 CFR Part 15.247 & IC RSS-210
Serial #: ARUB179-U3 Rev A
Issue Date: 24th June 2014
Page: 325 of 405



POWER SPECTRAL DENSITY - AVERAGE

Variant: 802.11b, Channel: 2437.00 MHz, Chain a, Temp: Ambient, Voltage: 12 Vdc



Analyser Setup	Marker : Frequency : Amplitude	Test Results
Detector = AVERAGE Sweep Count = 0 RF Atten (dB) = 20 Trace Mode = VIEW	M1 : 2436.128 MHz : -14.374 dBm	Limit: ≤ 3.229 dBm

[Back to the Matrix](#)

This test report may be reproduced in full only. The document may only be updated by MiCOM Labs personnel. Any changes will be noted in the Document History section of the report.

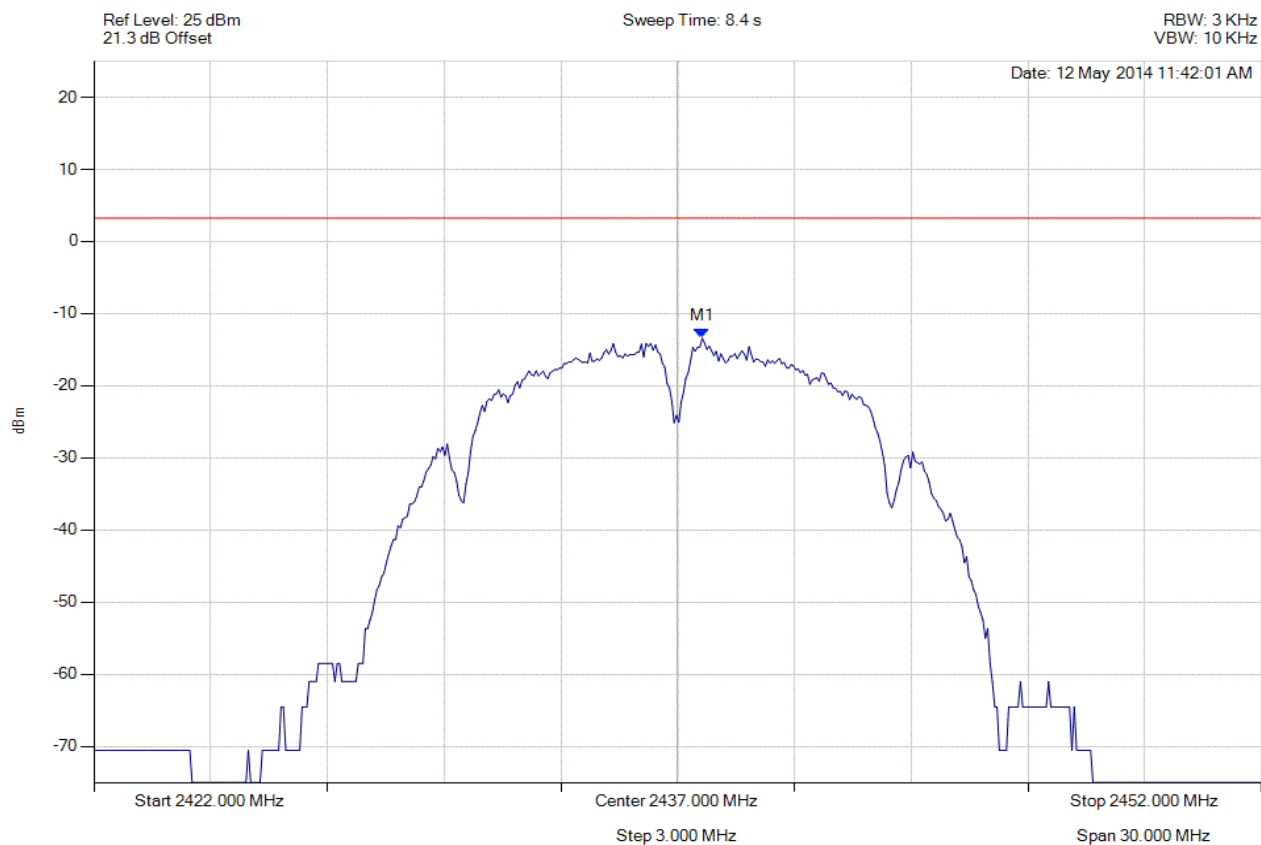


Title: Aruba Networks APIN0214, APIN0215
To: FCC 47 CFR Part 15.247 & IC RSS-210
Serial #: ARUB179-U3 Rev A
Issue Date: 24th June 2014
Page: 326 of 405



POWER SPECTRAL DENSITY - AVERAGE

Variant: 802.11b, Channel: 2437.00 MHz, Chain b, Temp: Ambient, Voltage: 12 Vdc



Analyser Setup	Marker : Frequency : Amplitude	Test Results
Detector = AVERAGE Sweep Count = 0 RF Atten (dB) = 20 Trace Mode = VIEW	M1 : 2437.631 MHz : -13.419 dBm	Limit: ≤ 3.229 dBm

[Back to the Matrix](#)

This test report may be reproduced in full only. The document may only be updated by MiCOM Labs personnel. Any changes will be noted in the Document History section of the report.

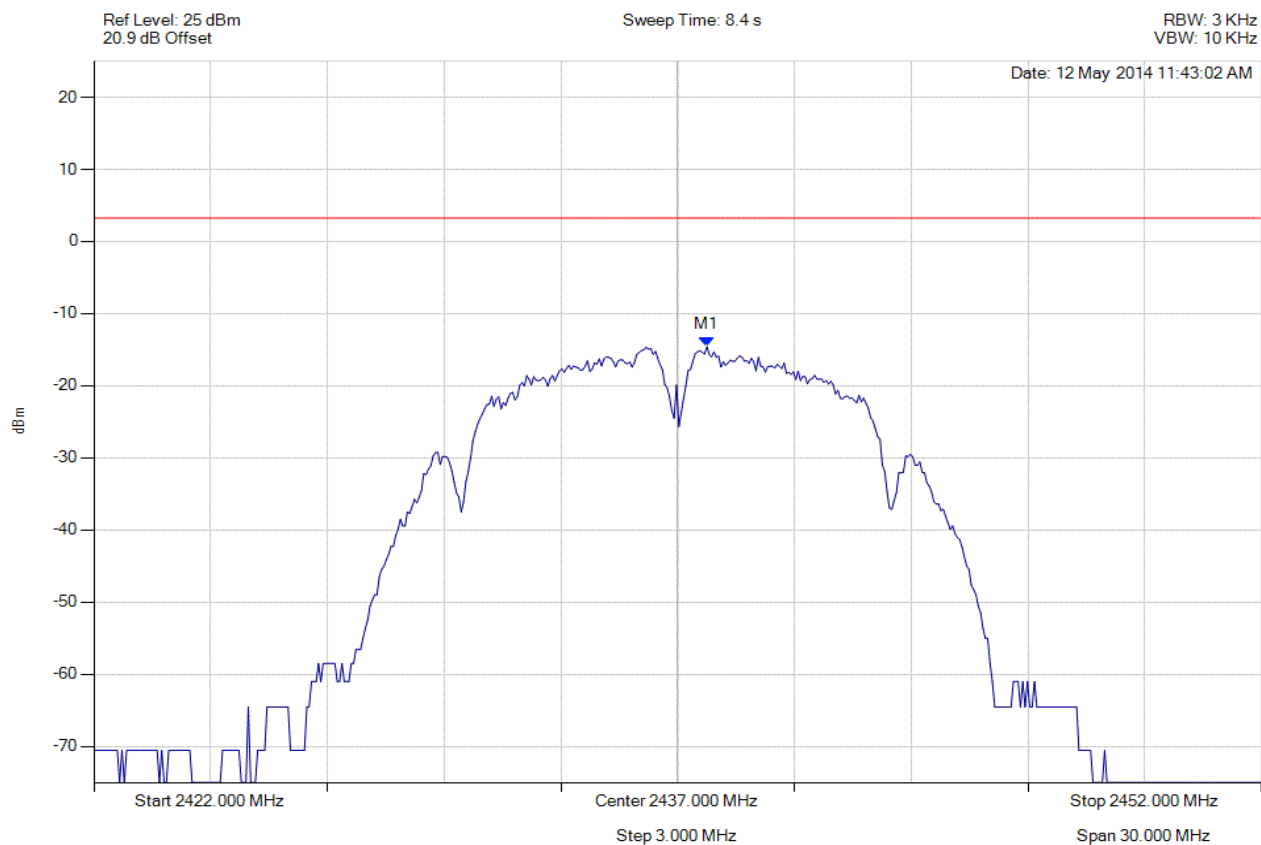


Title: Aruba Networks APIN0214, APIN0215
To: FCC 47 CFR Part 15.247 & IC RSS-210
Serial #: ARUB179-U3 Rev A
Issue Date: 24th June 2014
Page: 327 of 405



POWER SPECTRAL DENSITY - AVERAGE

Variant: 802.11b, Channel: 2437.00 MHz, Chain c, Temp: Ambient, Voltage: 12 Vdc



Analyser Setup	Marker : Frequency : Amplitude	Test Results
Detector = AVERAGE Sweep Count = 0 RF Atten (dB) = 20 Trace Mode = VIEW	M1 : 2437.752 MHz : -14.620 dBm	Limit: ≤ 3.229 dBm

[Back to the Matrix](#)

This test report may be reproduced in full only. The document may only be updated by MiCOM Labs personnel. Any changes will be noted in the Document History section of the report.

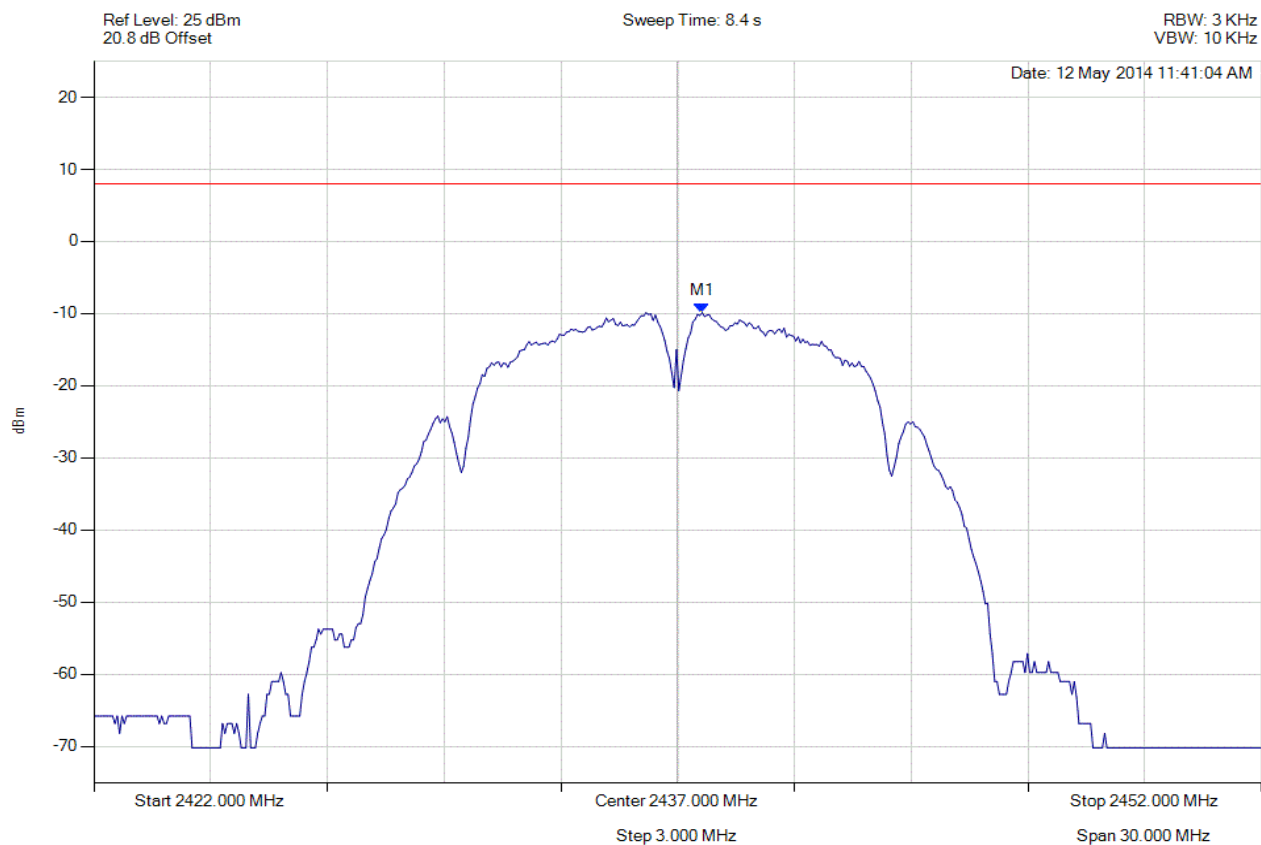


Title: Aruba Networks APIN0214, APIN0215
To: FCC 47 CFR Part 15.247 & IC RSS-210
Serial #: ARUB179-U3 Rev A
Issue Date: 24th June 2014
Page: 328 of 405



POWER SPECTRAL DENSITY - AVERAGE

Variant: 802.11b, Channel: 2437.00 MHz, SUM, Temp: Ambient, Voltage: 12 Vdc



Analyser Setup	Marker : Frequency : Amplitude	Test Results
Detector = AVERAGE Sweep Count = 0 RF Atten (dB) = 20 Trace Mode = VIEW	M1 : 2437.600 MHz : -9.848 dBm M1 + DCCF : 2437.600 MHz : -9.804 dBm Duty Cycle Correction Factor : +0.04 dB	Limit: ≤ 8.0 dBm Margin: -17.8 dB

[Back to the Matrix](#)

This test report may be reproduced in full only. The document may only be updated by MiCOM Labs personnel. Any changes will be noted in the Document History section of the report.

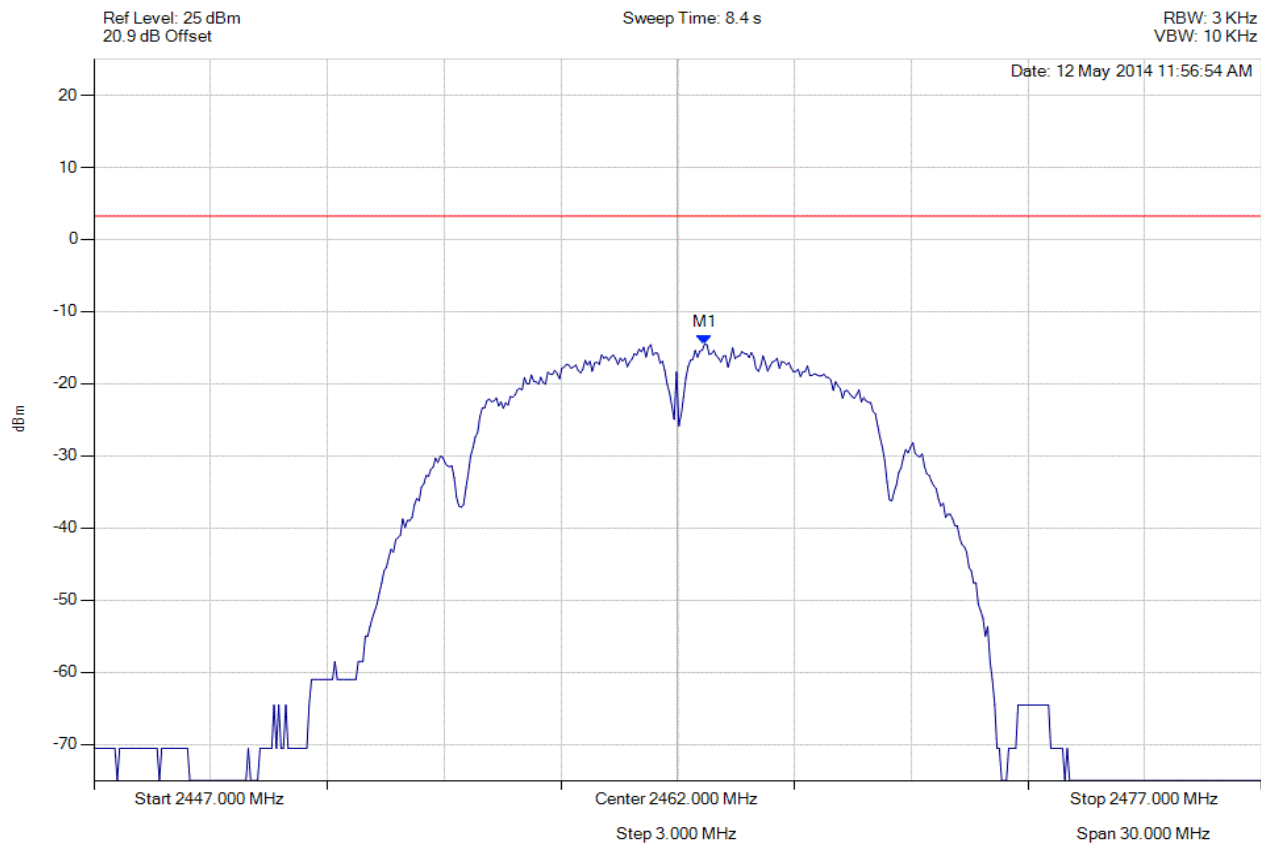


Title: Aruba Networks APIN0214, APIN0215
To: FCC 47 CFR Part 15.247 & IC RSS-210
Serial #: ARUB179-U3 Rev A
Issue Date: 24th June 2014
Page: 329 of 405



POWER SPECTRAL DENSITY - AVERAGE

Variant: 802.11b, Channel: 2462.00 MHz, Chain a, Temp: Ambient, Voltage: 12 Vdc



Analyser Setup	Marker : Frequency : Amplitude	Test Results
Detector = AVERAGE Sweep Count = 0 RF Atten (dB) = 20 Trace Mode = VIEW	M1 : 2462.691 MHz : -14.496 dBm	Limit: ≤ 3.229 dBm

[Back to the Matrix](#)

This test report may be reproduced in full only. The document may only be updated by MiCOM Labs personnel. Any changes will be noted in the Document History section of the report.

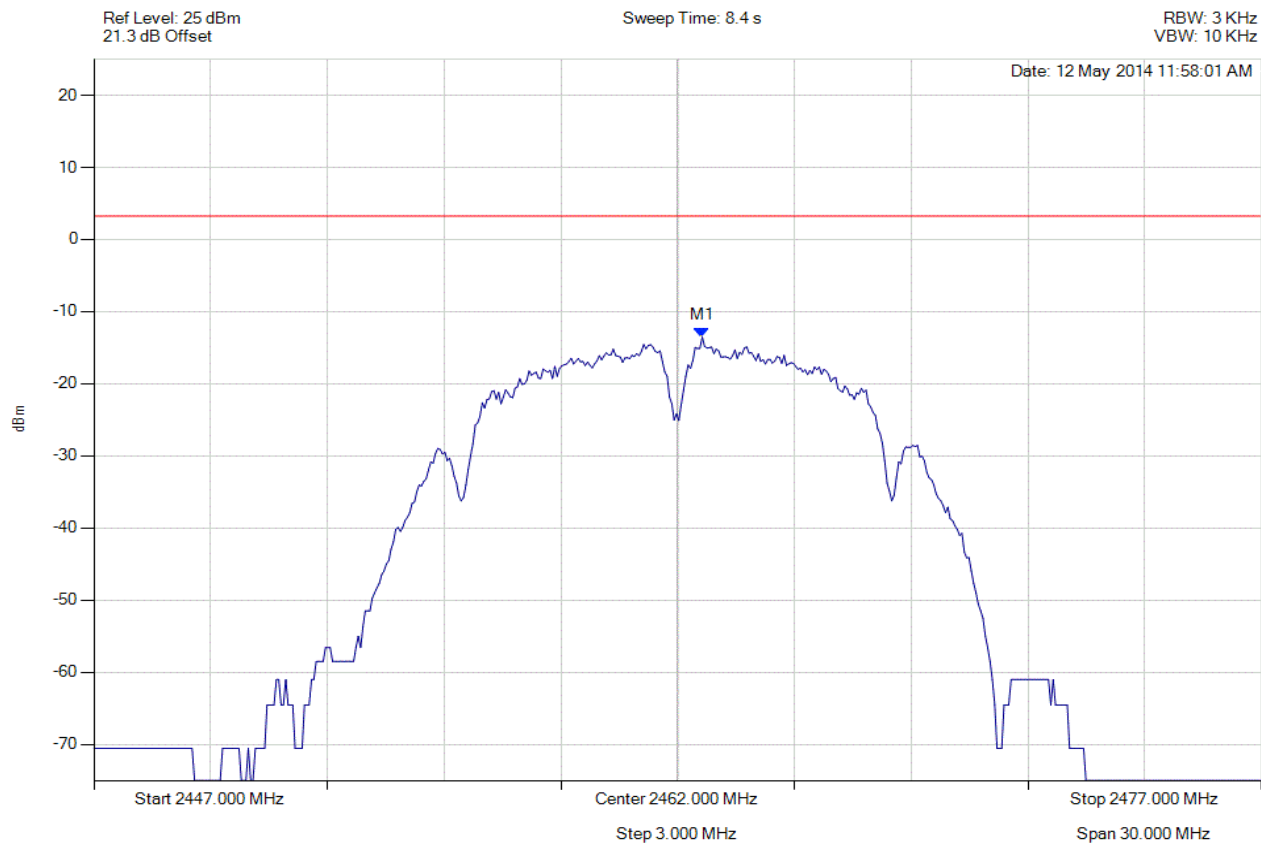


Title: Aruba Networks APIN0214, APIN0215
To: FCC 47 CFR Part 15.247 & IC RSS-210
Serial #: ARUB179-U3 Rev A
Issue Date: 24th June 2014
Page: 330 of 405



POWER SPECTRAL DENSITY - AVERAGE

Variant: 802.11b, Channel: 2462.00 MHz, Chain b, Temp: Ambient, Voltage: 12 Vdc



Analyser Setup	Marker : Frequency : Amplitude	Test Results
Detector = AVERAGE Sweep Count = 0 RF Atten (dB) = 20 Trace Mode = VIEW	M1 : 2462.631 MHz : -13.540 dBm	Limit: ≤ 3.229 dBm

[Back to the Matrix](#)

This test report may be reproduced in full only. The document may only be updated by MiCOM Labs personnel. Any changes will be noted in the Document History section of the report.

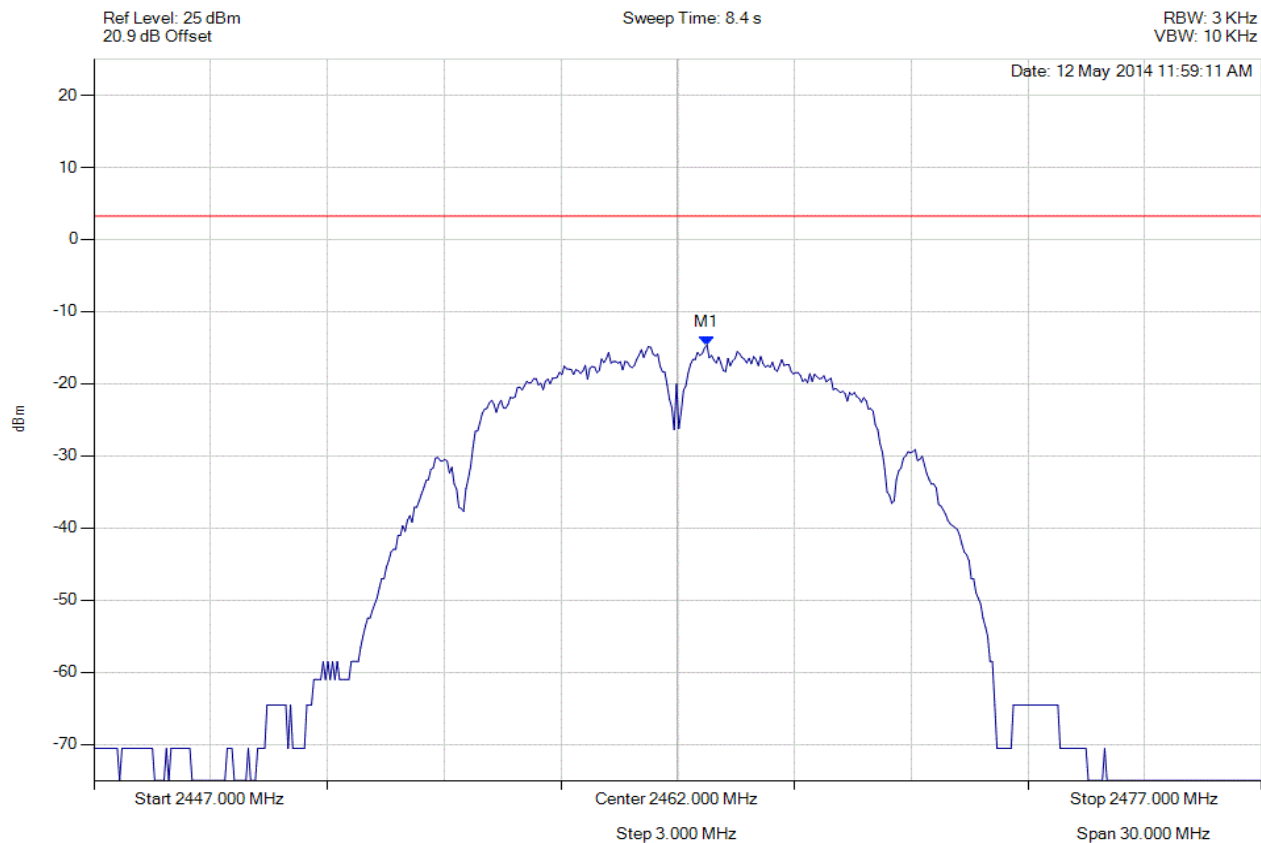


Title: Aruba Networks APIN0214, APIN0215
To: FCC 47 CFR Part 15.247 & IC RSS-210
Serial #: ARUB179-U3 Rev A
Issue Date: 24th June 2014
Page: 331 of 405



POWER SPECTRAL DENSITY - AVERAGE

Variant: 802.11b, Channel: 2462.00 MHz, Chain c, Temp: Ambient, Voltage: 12 Vdc



Analyser Setup	Marker : Frequency : Amplitude	Test Results
Detector = AVERAGE Sweep Count = 0 RF Atten (dB) = 20 Trace Mode = VIEW	M1 : 2462.752 MHz : -14.634 dBm	Limit: ≤ 3.229 dBm

[Back to the Matrix](#)

This test report may be reproduced in full only. The document may only be updated by MiCOM Labs personnel. Any changes will be noted in the Document History section of the report.

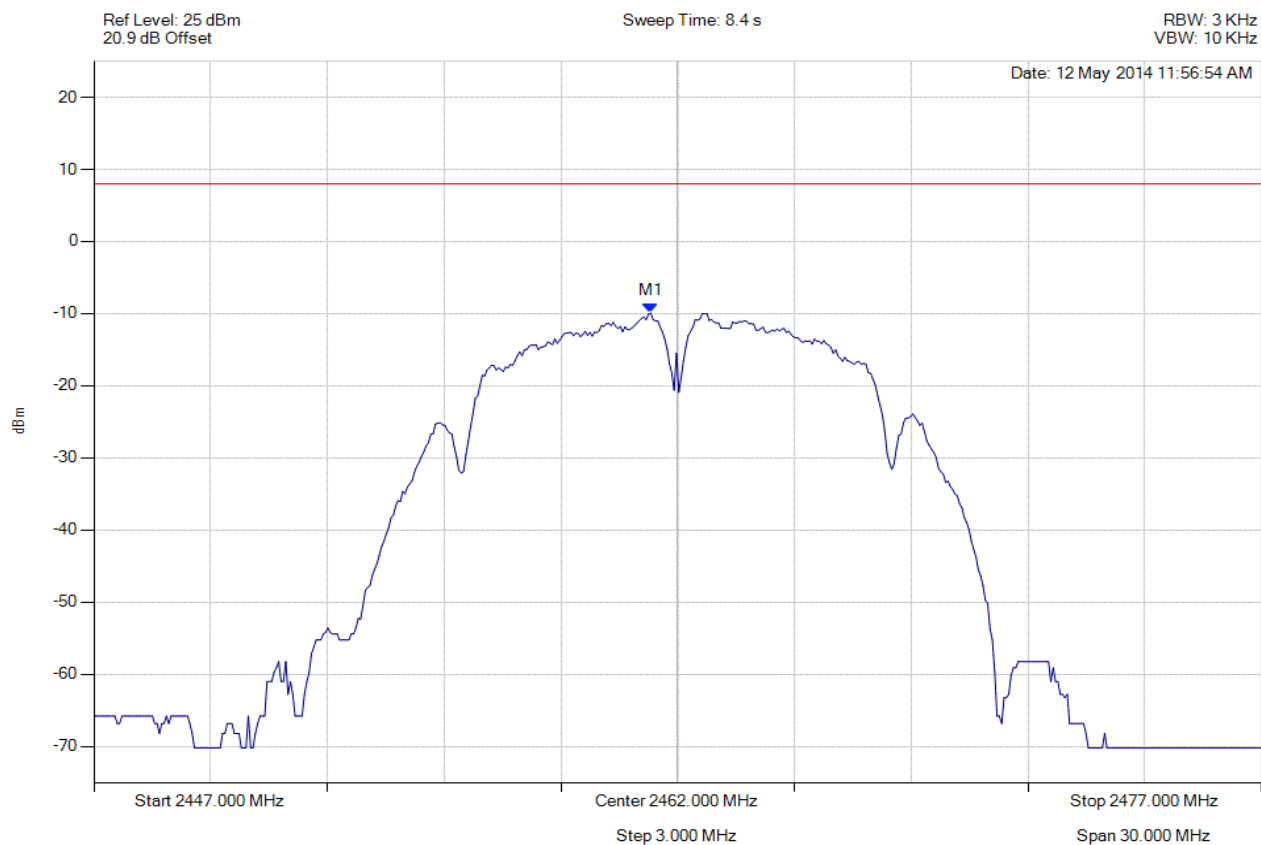


Title: Aruba Networks APIN0214, APIN0215
To: FCC 47 CFR Part 15.247 & IC RSS-210
Serial #: ARUB179-U3 Rev A
Issue Date: 24th June 2014
Page: 332 of 405



POWER SPECTRAL DENSITY - AVERAGE

Variant: 802.11b, Channel: 2462.00 MHz, SUM, Temp: Ambient, Voltage: 12 Vdc



Analyser Setup	Marker : Frequency : Amplitude	Test Results
Detector = AVERAGE Sweep Count = 0 RF Atten (dB) = 20 Trace Mode = VIEW	M1 : 2461.300 MHz : -9.940 dBm M1 + DCCF : 2461.300 MHz : -9.896 dBm Duty Cycle Correction Factor : +0.04 dB	Limit: ≤ 8.0 dBm Margin: -17.9 dB

[Back to the Matrix](#)

This test report may be reproduced in full only. The document may only be updated by MiCOM Labs personnel. Any changes will be noted in the Document History section of the report.

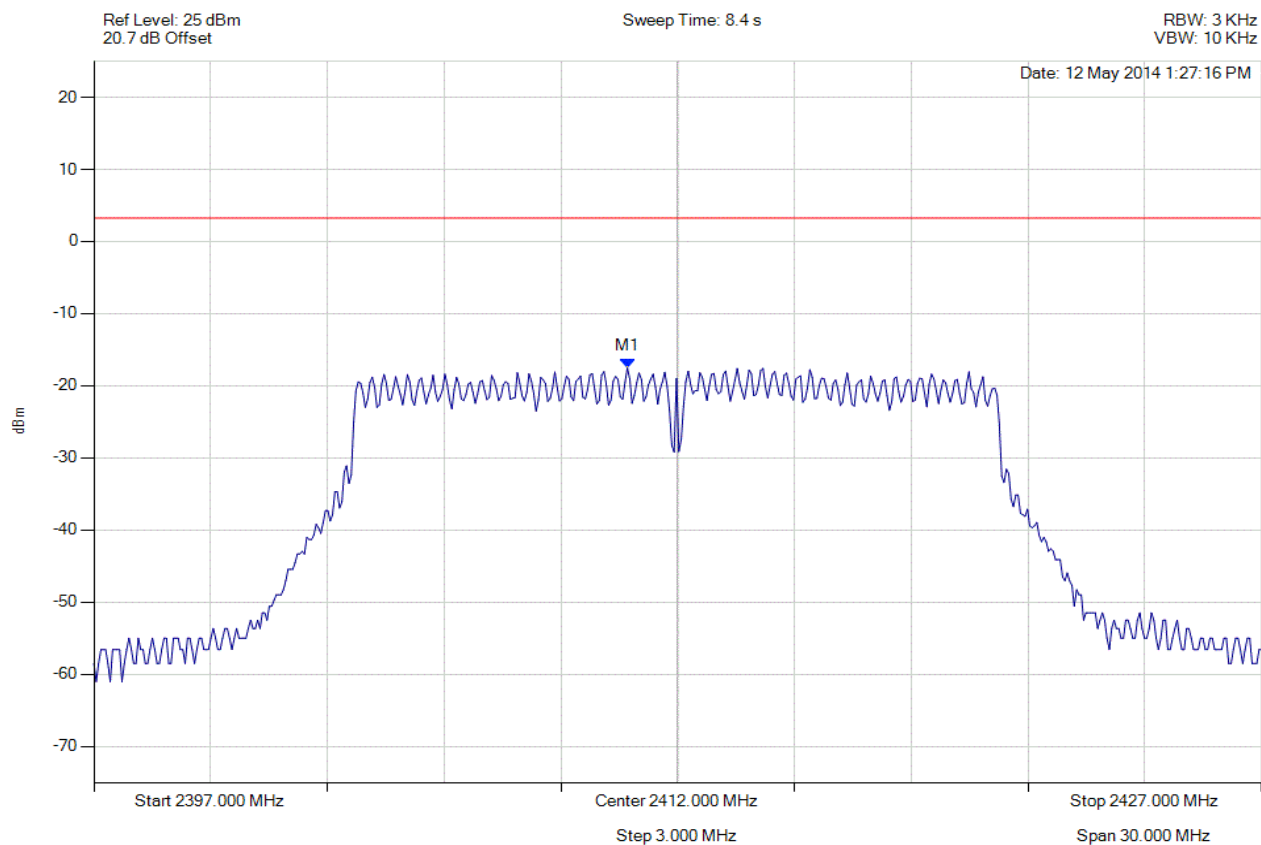


Title: Aruba Networks APIN0214, APIN0215
To: FCC 47 CFR Part 15.247 & IC RSS-210
Serial #: ARUB179-U3 Rev A
Issue Date: 24th June 2014
Page: 333 of 405



POWER SPECTRAL DENSITY - AVERAGE

Variant: 802.11g, Channel: 2412.00 MHz, Chain a, Temp: Ambient, Voltage: 12 Vdc



Analyser Setup	Marker : Frequency : Amplitude	Test Results
Detector = AVERAGE Sweep Count = 0 RF Atten (dB) = 20 Trace Mode = VIEW	M1 : 2410.707 MHz : -17.520 dBm	Limit: ≤ 3.229 dBm

[Back to the Matrix](#)

This test report may be reproduced in full only. The document may only be updated by MiCOM Labs personnel. Any changes will be noted in the Document History section of the report.

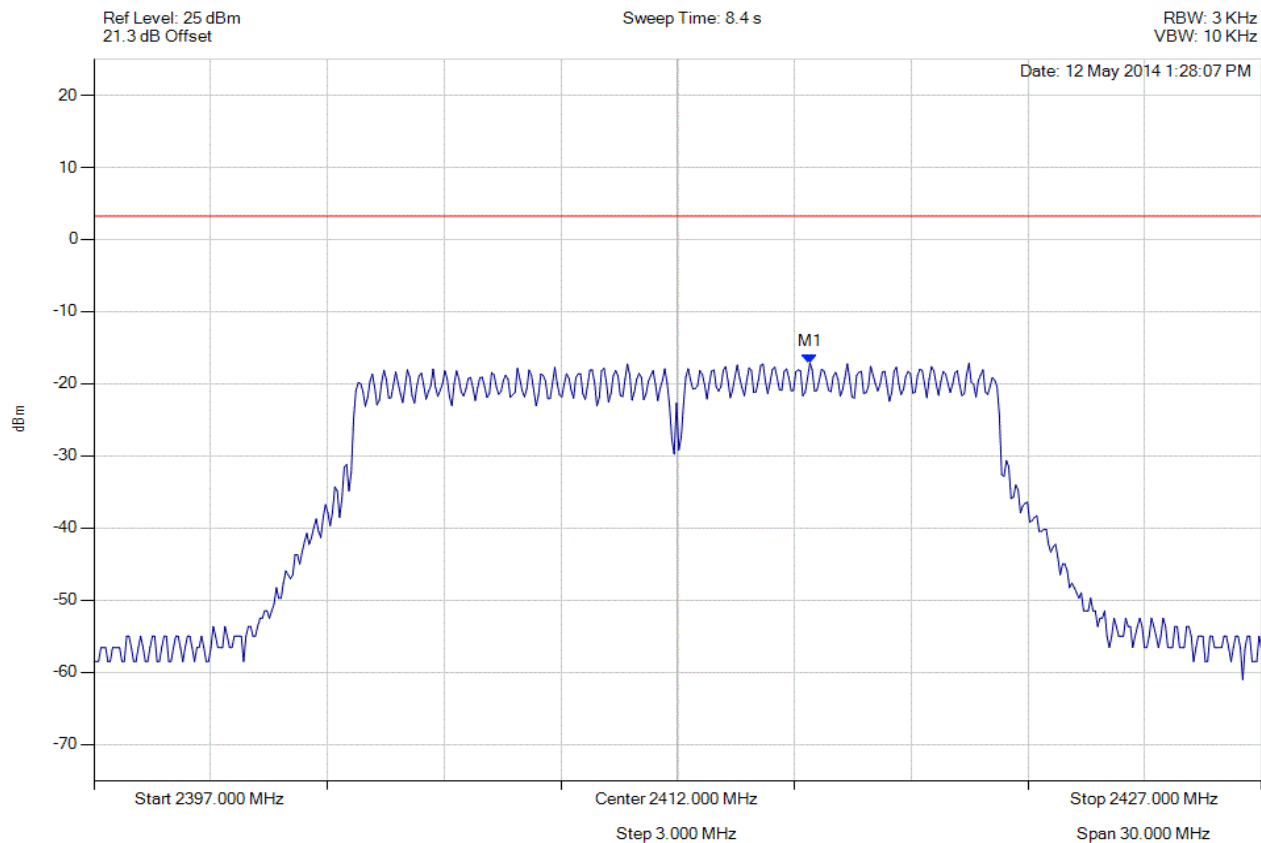


Title: Aruba Networks APIN0214, APIN0215
To: FCC 47 CFR Part 15.247 & IC RSS-210
Serial #: ARUB179-U3 Rev A
Issue Date: 24th June 2014
Page: 334 of 405



POWER SPECTRAL DENSITY - AVERAGE

Variant: 802.11g, Channel: 2412.00 MHz, Chain b, Temp: Ambient, Voltage: 12 Vdc



Analyser Setup	Marker : Frequency : Amplitude	Test Results
Detector = AVERAGE Sweep Count = 0 RF Atten (dB) = 20 Trace Mode = VIEW	M1 : 2415.397 MHz : -17.142 dBm	Limit: ≤ 3.229 dBm

[Back to the Matrix](#)

This test report may be reproduced in full only. The document may only be updated by MiCOM Labs personnel. Any changes will be noted in the Document History section of the report.

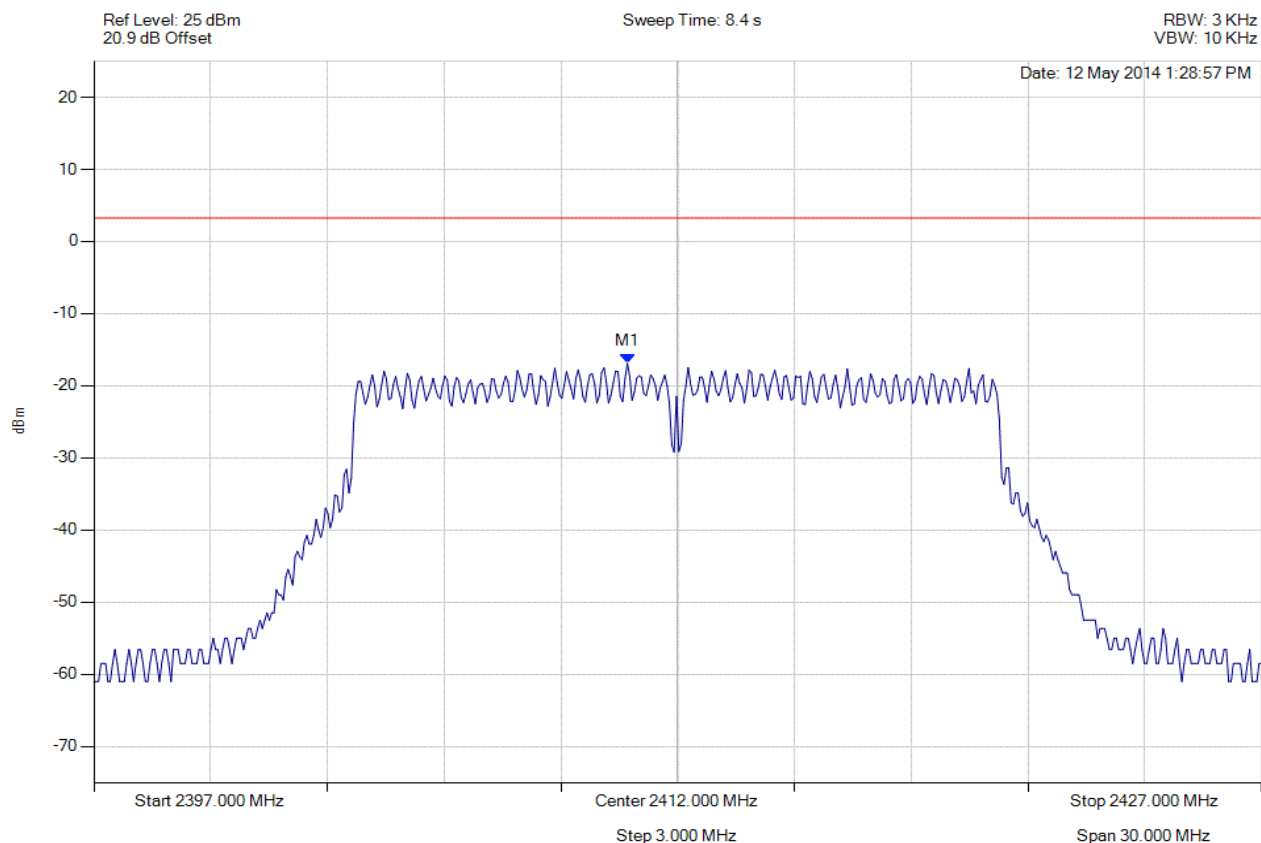


Title: Aruba Networks APIN0214, APIN0215
To: FCC 47 CFR Part 15.247 & IC RSS-210
Serial #: ARUB179-U3 Rev A
Issue Date: 24th June 2014
Page: 335 of 405



POWER SPECTRAL DENSITY - AVERAGE

Variant: 802.11g, Channel: 2412.00 MHz, Chain c, Temp: Ambient, Voltage: 12 Vdc



Analyser Setup	Marker : Frequency : Amplitude	Test Results
Detector = AVERAGE Sweep Count = 0 RF Atten (dB) = 20 Trace Mode = VIEW	M1 : 2410.707 MHz : -16.886 dBm	Limit: ≤ 3.229 dBm

[Back to the Matrix](#)

This test report may be reproduced in full only. The document may only be updated by MiCOM Labs personnel. Any changes will be noted in the Document History section of the report.

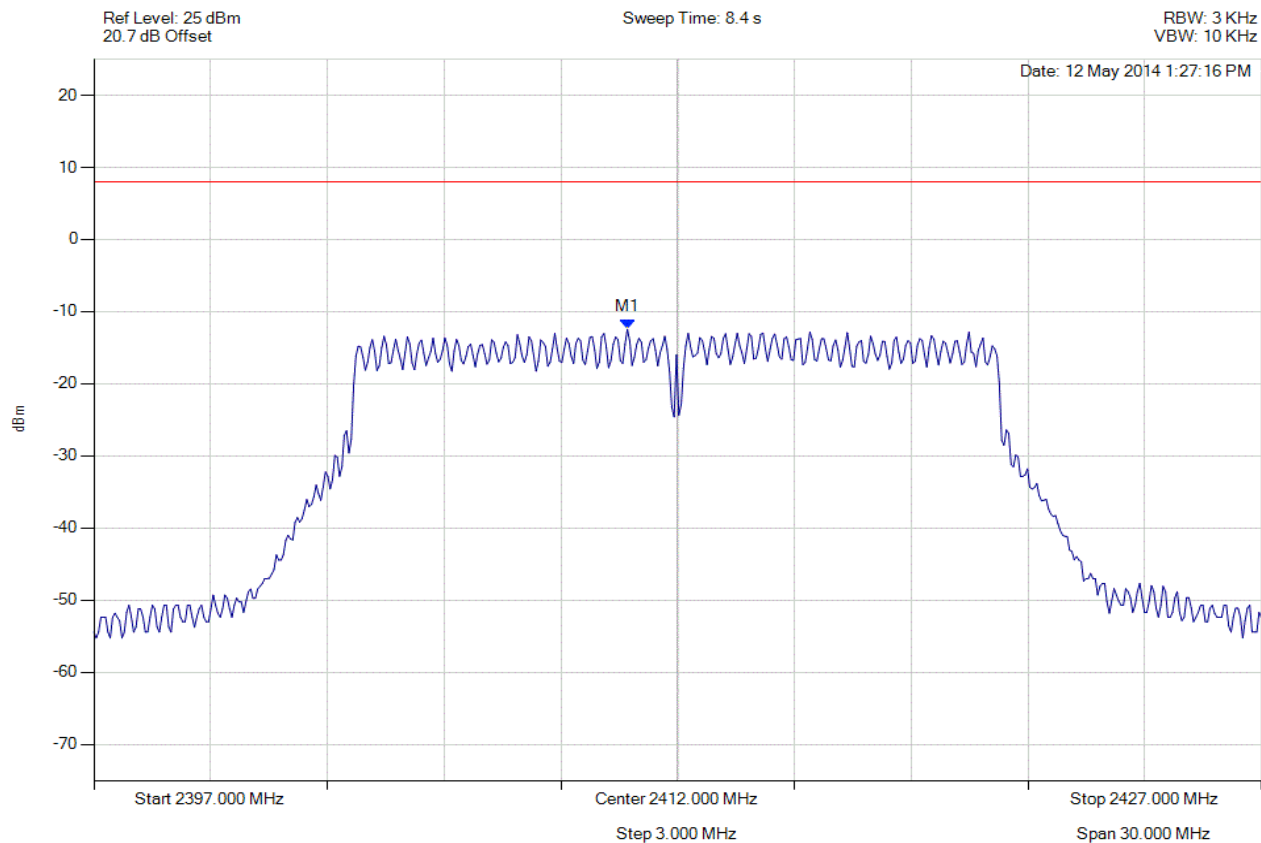


Title: Aruba Networks APIN0214, APIN0215
To: FCC 47 CFR Part 15.247 & IC RSS-210
Serial #: ARUB179-U3 Rev A
Issue Date: 24th June 2014
Page: 336 of 405



POWER SPECTRAL DENSITY - AVERAGE

Variant: 802.11g, Channel: 2412.00 MHz, SUM, Temp: Ambient, Voltage: 12 Vdc



Analyser Setup	Marker : Frequency : Amplitude	Test Results
Detector = AVERAGE Sweep Count = 0 RF Atten (dB) = 20 Trace Mode = VIEW	M1 : 2410.700 MHz : -12.447 dBm M1 + DCCF : 2410.700 MHz : -12.178 dBm Duty Cycle Correction Factor : +0.27 dB	Limit: ≤ 8.0 dBm Margin: -20.1 dB

[Back to the Matrix](#)

This test report may be reproduced in full only. The document may only be updated by MiCOM Labs personnel. Any changes will be noted in the Document History section of the report.

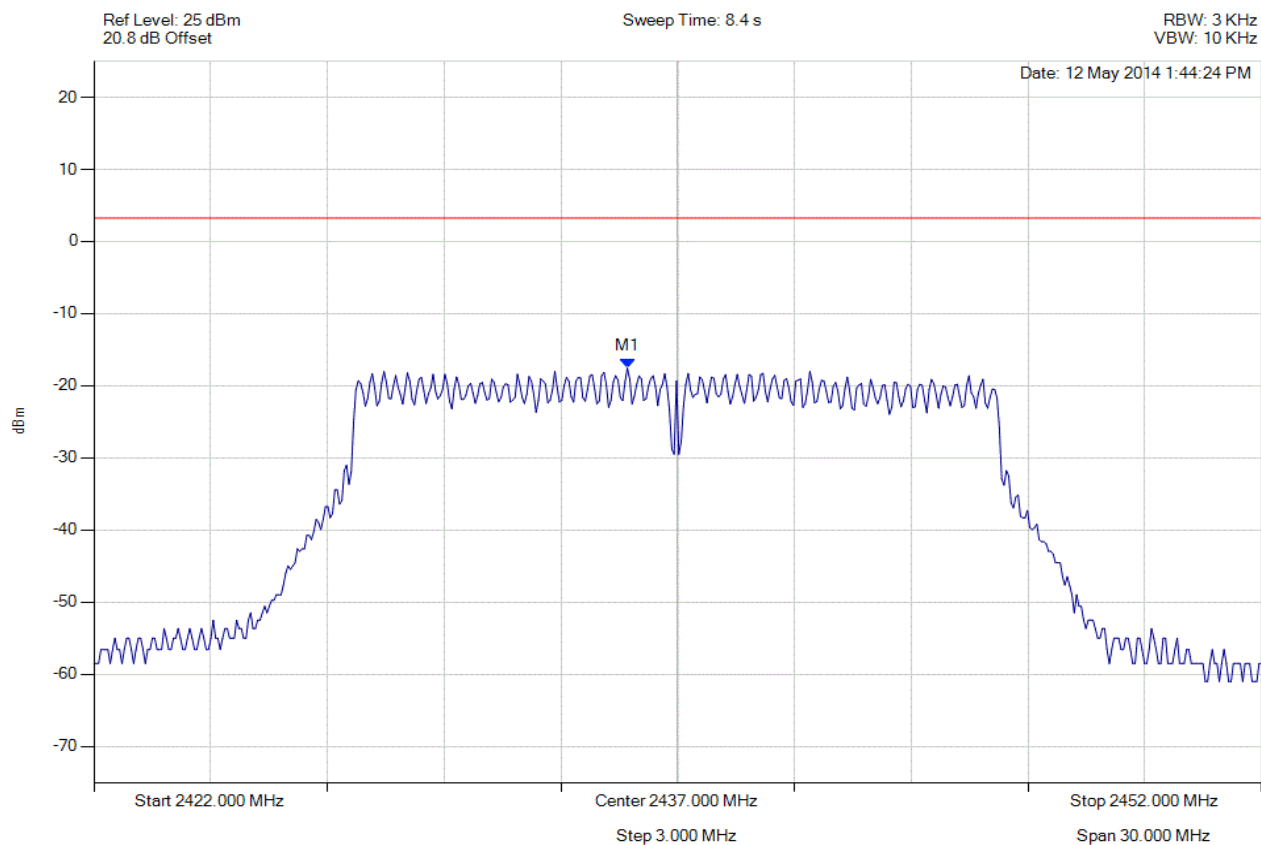


Title: Aruba Networks APIN0214, APIN0215
To: FCC 47 CFR Part 15.247 & IC RSS-210
Serial #: ARUB179-U3 Rev A
Issue Date: 24th June 2014
Page: 337 of 405



POWER SPECTRAL DENSITY - AVERAGE

Variant: 802.11g, Channel: 2437.00 MHz, Chain a, Temp: Ambient, Voltage: 12 Vdc



Analyser Setup	Marker : Frequency : Amplitude	Test Results
Detector = AVERAGE Sweep Count = 0 RF Atten (dB) = 20 Trace Mode = VIEW	M1 : 2435.707 MHz : -17.540 dBm	Limit: ≤ 3.229 dBm

[Back to the Matrix](#)

This test report may be reproduced in full only. The document may only be updated by MiCOM Labs personnel. Any changes will be noted in the Document History section of the report.

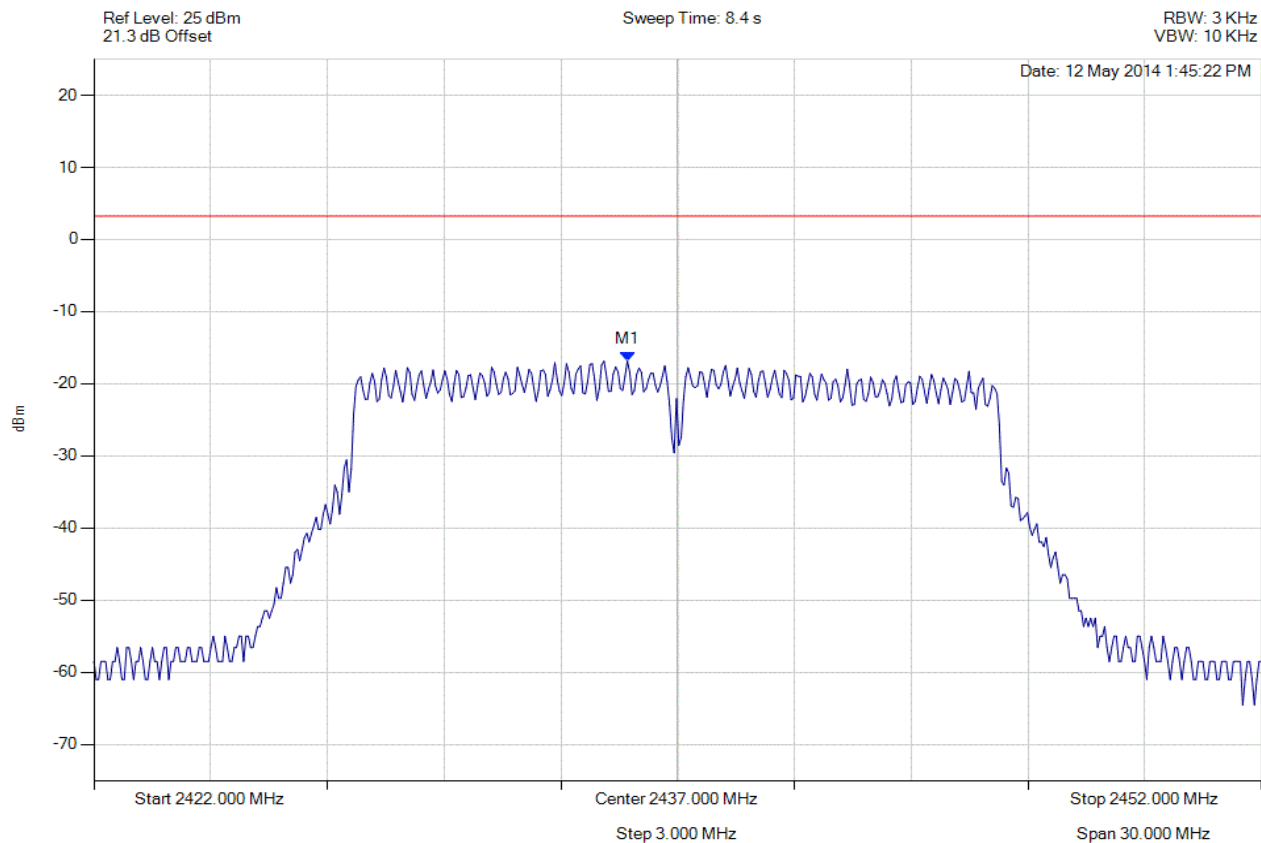


Title: Aruba Networks APIN0214, APIN0215
To: FCC 47 CFR Part 15.247 & IC RSS-210
Serial #: ARUB179-U3 Rev A
Issue Date: 24th June 2014
Page: 338 of 405



POWER SPECTRAL DENSITY - AVERAGE

Variant: 802.11g, Channel: 2437.00 MHz, Chain b, Temp: Ambient, Voltage: 12 Vdc



Analyser Setup	Marker : Frequency : Amplitude	Test Results
Detector = AVERAGE Sweep Count = 0 RF Atten (dB) = 20 Trace Mode = VIEW	M1 : 2435.707 MHz : -16.815 dBm	Limit: ≤ 3.229 dBm

[Back to the Matrix](#)

This test report may be reproduced in full only. The document may only be updated by MiCOM Labs personnel. Any changes will be noted in the Document History section of the report.

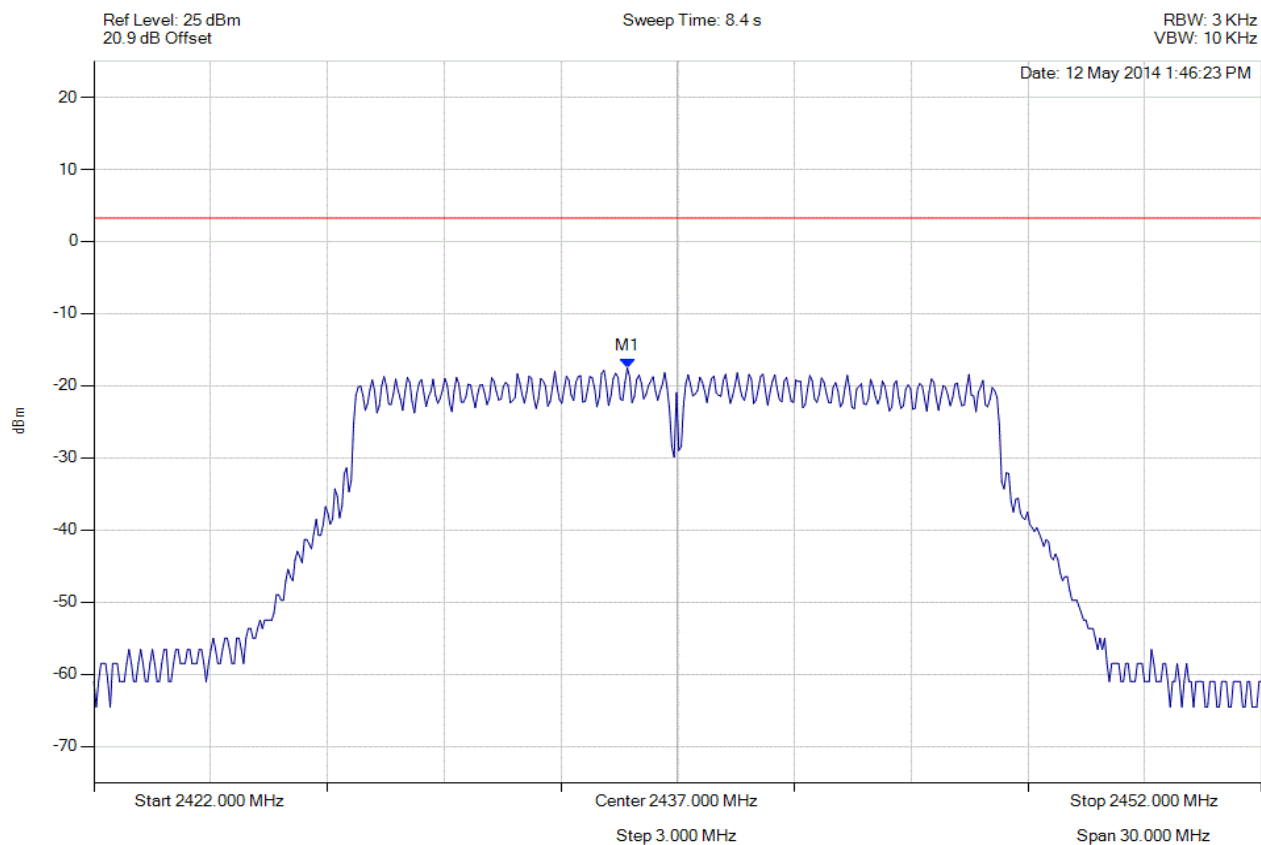


Title: Aruba Networks APIN0214, APIN0215
To: FCC 47 CFR Part 15.247 & IC RSS-210
Serial #: ARUB179-U3 Rev A
Issue Date: 24th June 2014
Page: 339 of 405



POWER SPECTRAL DENSITY - AVERAGE

Variant: 802.11g, Channel: 2437.00 MHz, Chain c, Temp: Ambient, Voltage: 12 Vdc



Analyser Setup	Marker : Frequency : Amplitude	Test Results
Detector = AVERAGE Sweep Count = 0 RF Atten (dB) = 20 Trace Mode = VIEW	M1 : 2435.707 MHz : -17.520 dBm	Limit: ≤ 3.229 dBm

[Back to the Matrix](#)

This test report may be reproduced in full only. The document may only be updated by MiCOM Labs personnel. Any changes will be noted in the Document History section of the report.

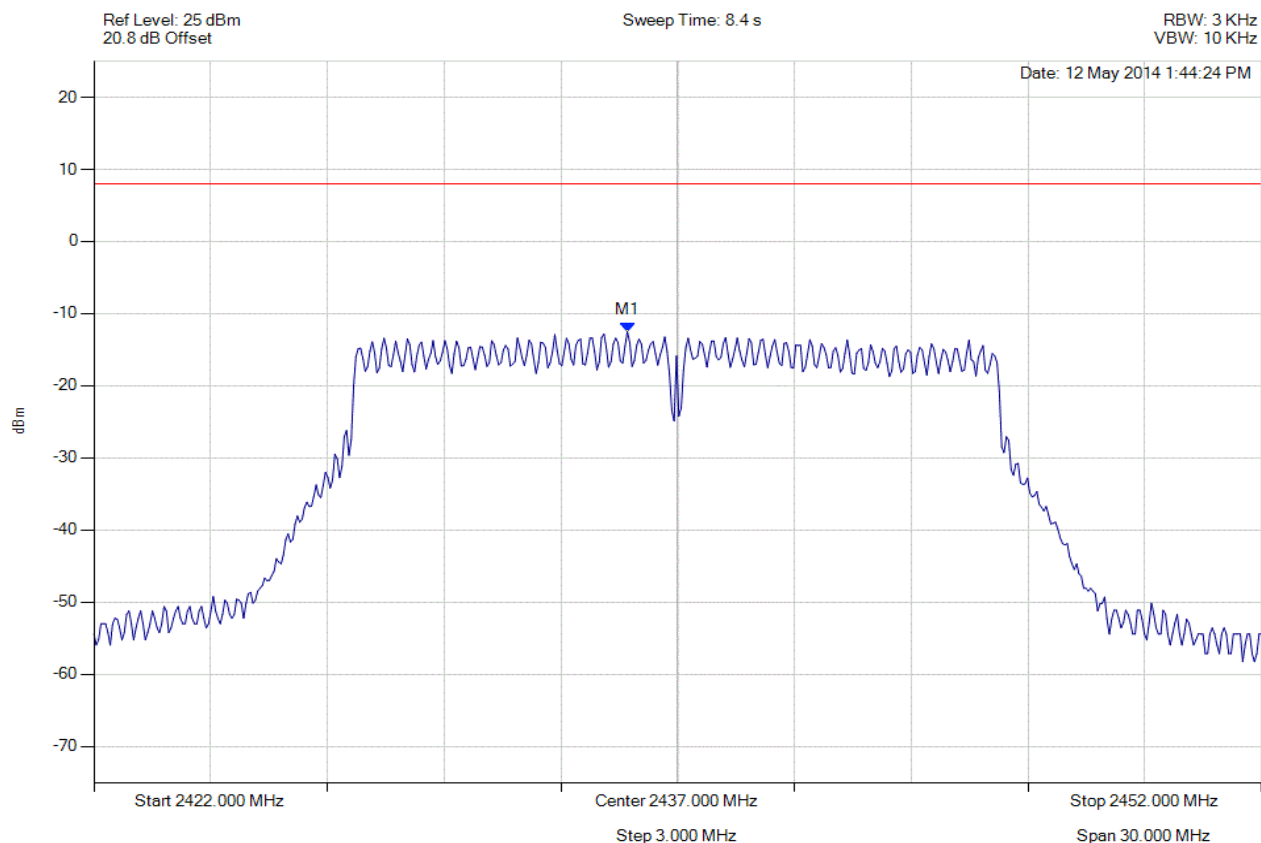


Title: Aruba Networks APIN0214, APIN0215
To: FCC 47 CFR Part 15.247 & IC RSS-210
Serial #: ARUB179-U3 Rev A
Issue Date: 24th June 2014
Page: 340 of 405



POWER SPECTRAL DENSITY - AVERAGE

Variant: 802.11g, Channel: 2437.00 MHz, SUM, Temp: Ambient, Voltage: 12 Vdc



Analyser Setup	Marker : Frequency : Amplitude	Test Results
Detector = AVERAGE Sweep Count = 0 RF Atten (dB) = 20 Trace Mode = VIEW	M1 : 2435.700 MHz : -12.507 dBm M1 + DCCF : 2435.700 MHz : -12.238 dBm Duty Cycle Correction Factor : +0.27 dB	Limit: ≤ 8.0 dBm Margin: -20.2 dB

[Back to the Matrix](#)

This test report may be reproduced in full only. The document may only be updated by MiCOM Labs personnel. Any changes will be noted in the Document History section of the report.

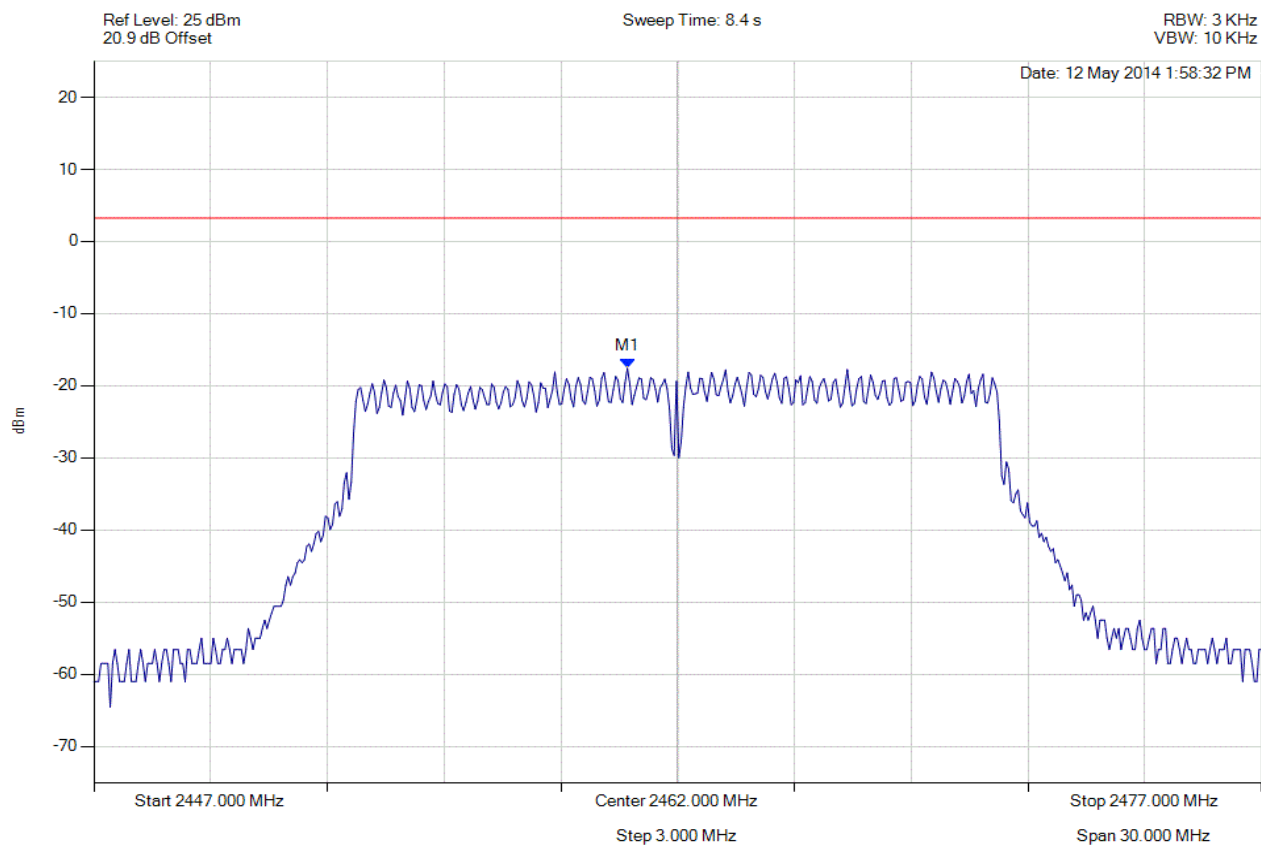


Title: Aruba Networks APIN0214, APIN0215
To: FCC 47 CFR Part 15.247 & IC RSS-210
Serial #: ARUB179-U3 Rev A
Issue Date: 24th June 2014
Page: 341 of 405



POWER SPECTRAL DENSITY - AVERAGE

Variant: 802.11g, Channel: 2462.00 MHz, Chain a, Temp: Ambient, Voltage: 12 Vdc



Analyser Setup	Marker : Frequency : Amplitude	Test Results
Detector = AVERAGE Sweep Count = 0 RF Atten (dB) = 20 Trace Mode = VIEW	M1 : 2460.707 MHz : -17.579 dBm	Limit: ≤ 3.229 dBm

[Back to the Matrix](#)

This test report may be reproduced in full only. The document may only be updated by MiCOM Labs personnel. Any changes will be noted in the Document History section of the report.

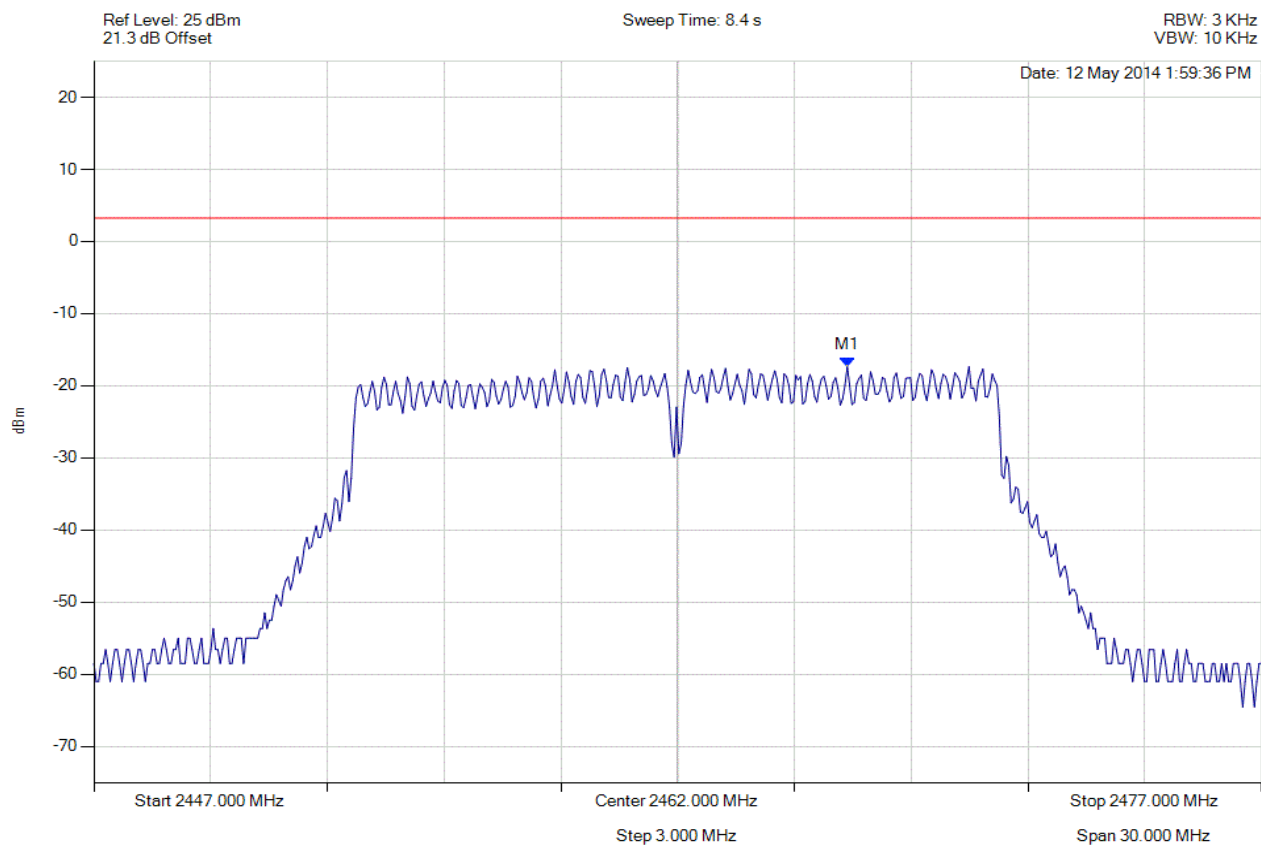


Title: Aruba Networks APIN0214, APIN0215
To: FCC 47 CFR Part 15.247 & IC RSS-210
Serial #: ARUB179-U3 Rev A
Issue Date: 24th June 2014
Page: 342 of 405



POWER SPECTRAL DENSITY - AVERAGE

Variant: 802.11g, Channel: 2462.00 MHz, Chain b, Temp: Ambient, Voltage: 12 Vdc



Analyser Setup	Marker : Frequency : Amplitude	Test Results
Detector = AVERAGE Sweep Count = 0 RF Atten (dB) = 20 Trace Mode = VIEW	M1 : 2466.359 MHz : -17.367 dBm	Limit: ≤ 3.229 dBm

[Back to the Matrix](#)

This test report may be reproduced in full only. The document may only be updated by MiCOM Labs personnel. Any changes will be noted in the Document History section of the report.

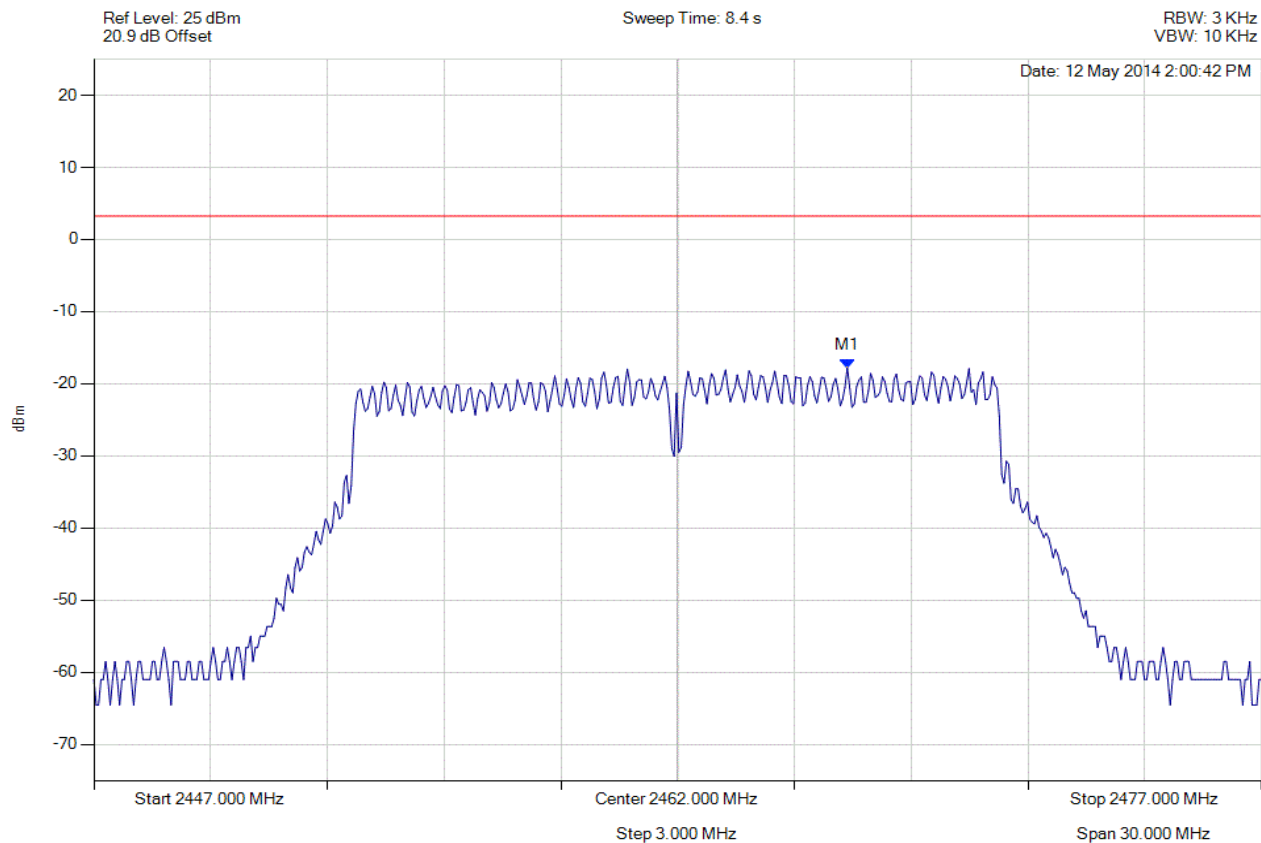


Title: Aruba Networks APIN0214, APIN0215
To: FCC 47 CFR Part 15.247 & IC RSS-210
Serial #: ARUB179-U3 Rev A
Issue Date: 24th June 2014
Page: 343 of 405



POWER SPECTRAL DENSITY - AVERAGE

Variant: 802.11g, Channel: 2462.00 MHz, Chain c, Temp: Ambient, Voltage: 12 Vdc



Analyser Setup	Marker : Frequency : Amplitude	Test Results
Detector = AVERAGE Sweep Count = 0 RF Atten (dB) = 20 Trace Mode = VIEW	M1 : 2466.359 MHz : -17.796 dBm	Limit: ≤ 3.229 dBm

[Back to the Matrix](#)

This test report may be reproduced in full only. The document may only be updated by MiCOM Labs personnel. Any changes will be noted in the Document History section of the report.

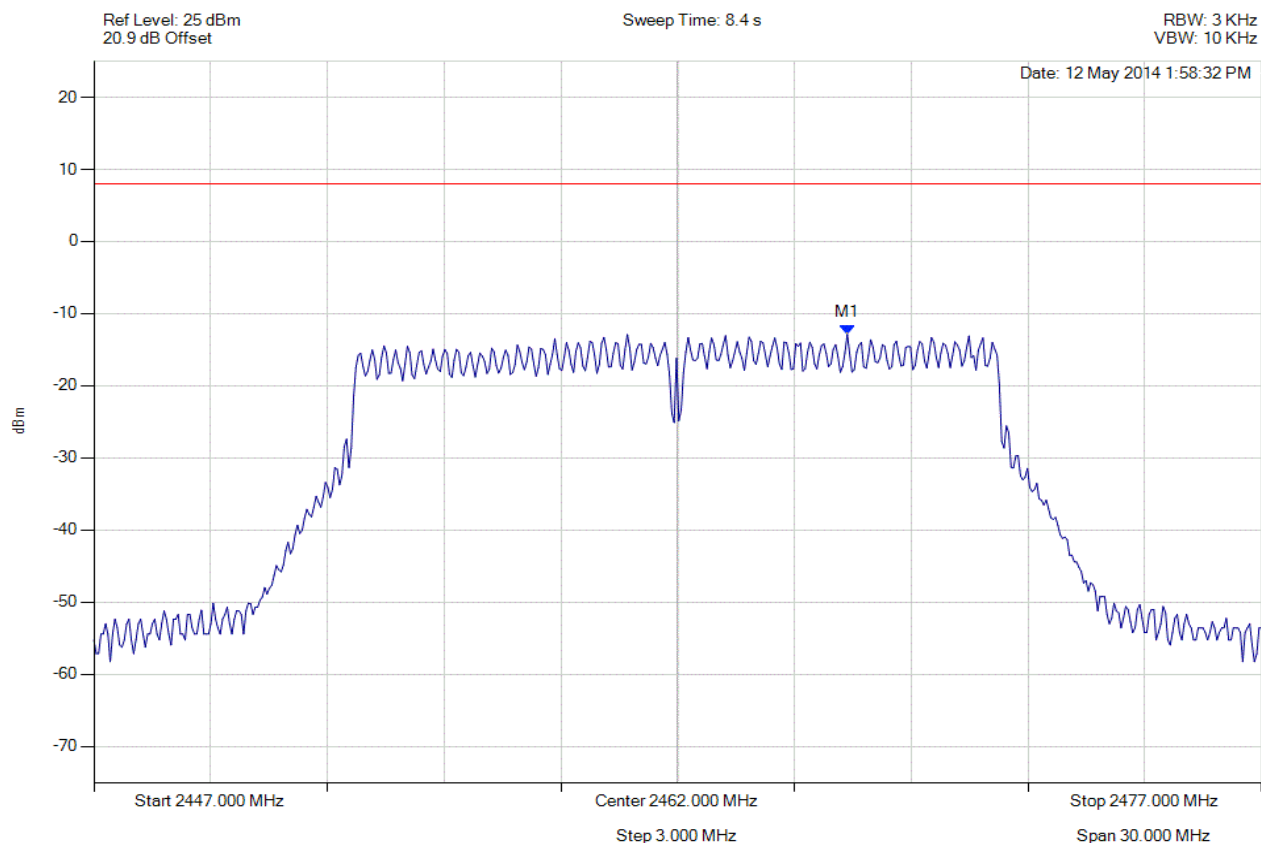


Title: Aruba Networks APIN0214, APIN0215
To: FCC 47 CFR Part 15.247 & IC RSS-210
Serial #: ARUB179-U3 Rev A
Issue Date: 24th June 2014
Page: 344 of 405



POWER SPECTRAL DENSITY - AVERAGE

Variant: 802.11g, Channel: 2462.00 MHz, SUM, Temp: Ambient, Voltage: 12 Vdc



Analyser Setup	Marker : Frequency : Amplitude	Test Results
Detector = AVERAGE Sweep Count = 0 RF Atten (dB) = 20 Trace Mode = VIEW	M1 : 2466.400 MHz : -12.864 dBm M1 + DCCF : 2466.400 MHz : -12.595 dBm Duty Cycle Correction Factor : +0.27 dB	Limit: ≤ 8.0 dBm Margin: -20.6 dB

[Back to the Matrix](#)

This test report may be reproduced in full only. The document may only be updated by MiCOM Labs personnel. Any changes will be noted in the Document History section of the report.

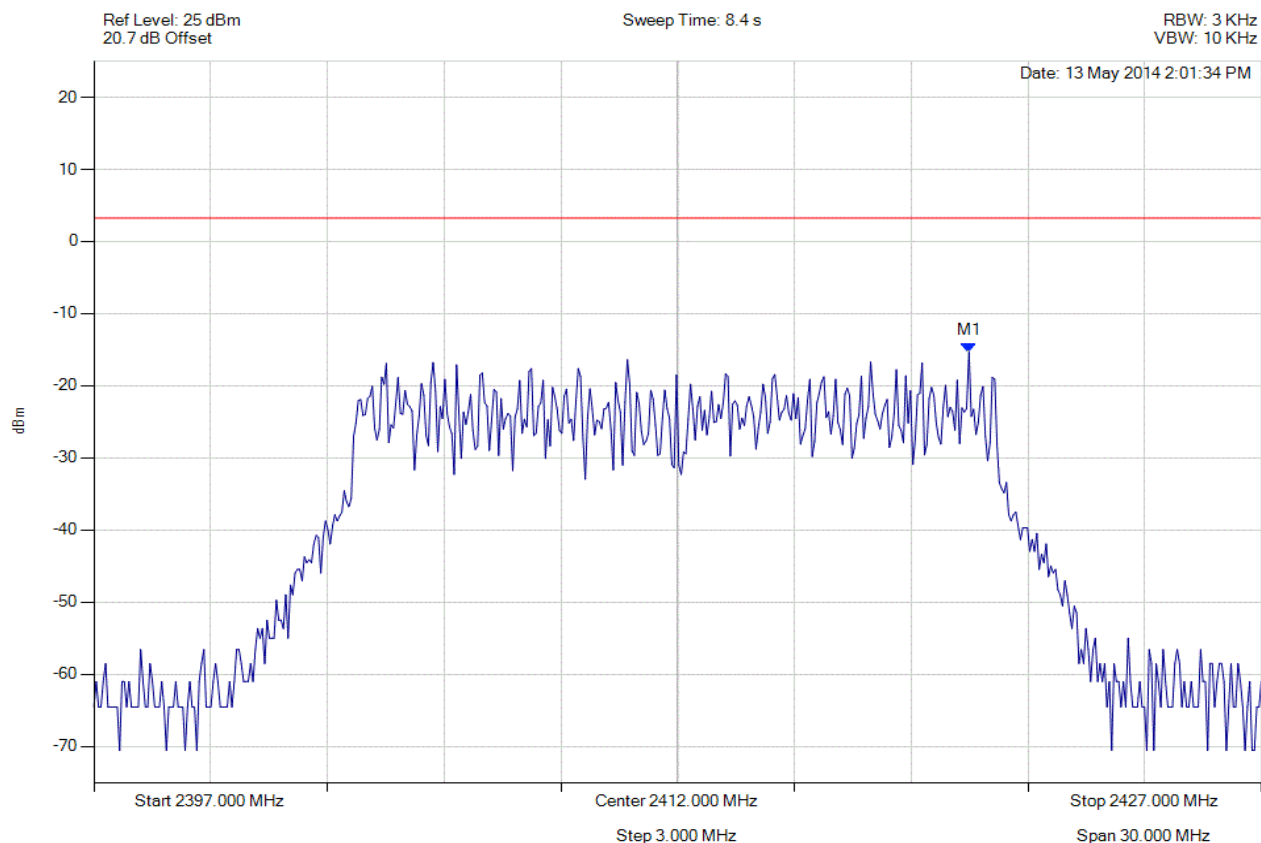


Title: Aruba Networks APIN0214, APIN0215
To: FCC 47 CFR Part 15.247 & IC RSS-210
Serial #: ARUB179-U3 Rev A
Issue Date: 24th June 2014
Page: 345 of 405



POWER SPECTRAL DENSITY - AVERAGE

Variant: 802.11n HT-20, Channel: 2412.00 MHz, Chain a, Temp: Ambient, Voltage: 12 Vdc



Analyser Setup	Marker : Frequency : Amplitude	Test Results
Detector = AVERAGE Sweep Count = 0 RF Atten (dB) = 20 Trace Mode = VIEW	M1 : 2419.485 MHz : -15.342 dBm	Limit: ≤ 3.229 dBm

[Back to the Matrix](#)

This test report may be reproduced in full only. The document may only be updated by MiCOM Labs personnel. Any changes will be noted in the Document History section of the report.

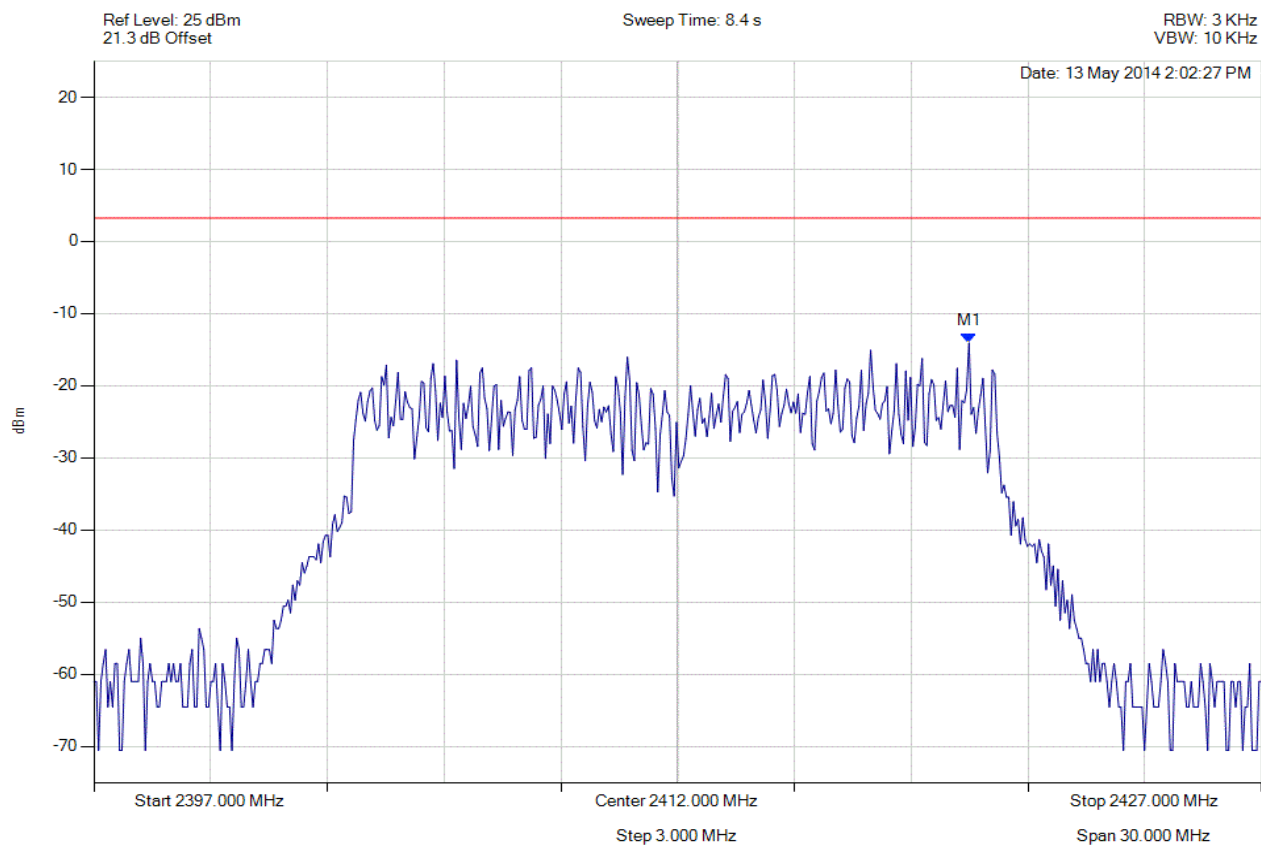


Title: Aruba Networks APIN0214, APIN0215
To: FCC 47 CFR Part 15.247 & IC RSS-210
Serial #: ARUB179-U3 Rev A
Issue Date: 24th June 2014
Page: 346 of 405



POWER SPECTRAL DENSITY - AVERAGE

Variant: 802.11n HT-20, Channel: 2412.00 MHz, Chain b, Temp: Ambient, Voltage: 12 Vdc



Analyser Setup	Marker : Frequency : Amplitude	Test Results
Detector = AVERAGE Sweep Count = 0 RF Atten (dB) = 20 Trace Mode = VIEW	M1 : 2419.485 MHz : -14.083 dBm	Limit: ≤ 3.229 dBm

[Back to the Matrix](#)

This test report may be reproduced in full only. The document may only be updated by MiCOM Labs personnel. Any changes will be noted in the Document History section of the report.

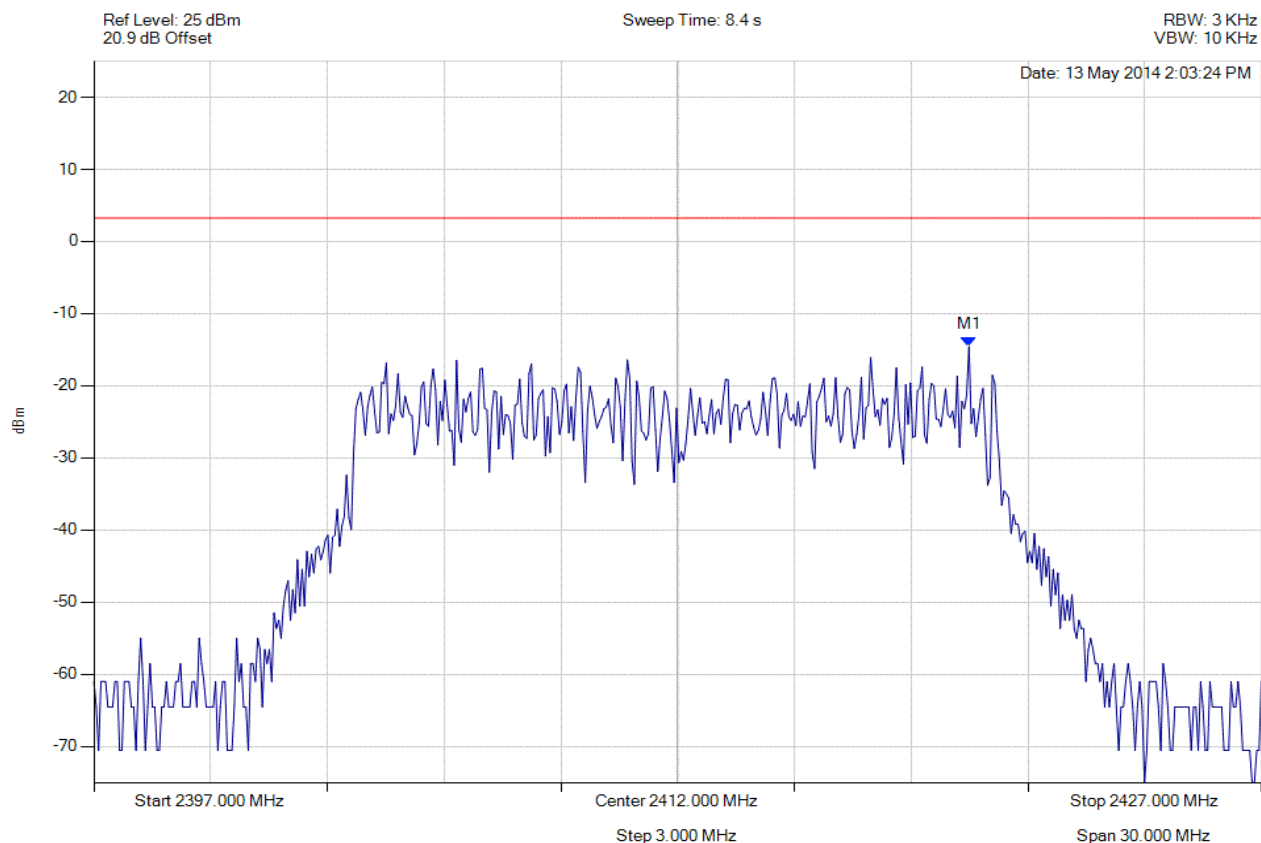


Title: Aruba Networks APIN0214, APIN0215
To: FCC 47 CFR Part 15.247 & IC RSS-210
Serial #: ARUB179-U3 Rev A
Issue Date: 24th June 2014
Page: 347 of 405



POWER SPECTRAL DENSITY - AVERAGE

Variant: 802.11n HT-20, Channel: 2412.00 MHz, Chain c, Temp: Ambient, Voltage: 12 Vdc



Analyser Setup	Marker : Frequency : Amplitude	Test Results
Detector = AVERAGE Sweep Count = 0 RF Atten (dB) = 20 Trace Mode = VIEW	M1 : 2419.485 MHz : -14.579 dBm	Limit: ≤ 3.229 dBm

[Back to the Matrix](#)

This test report may be reproduced in full only. The document may only be updated by MiCOM Labs personnel. Any changes will be noted in the Document History section of the report.

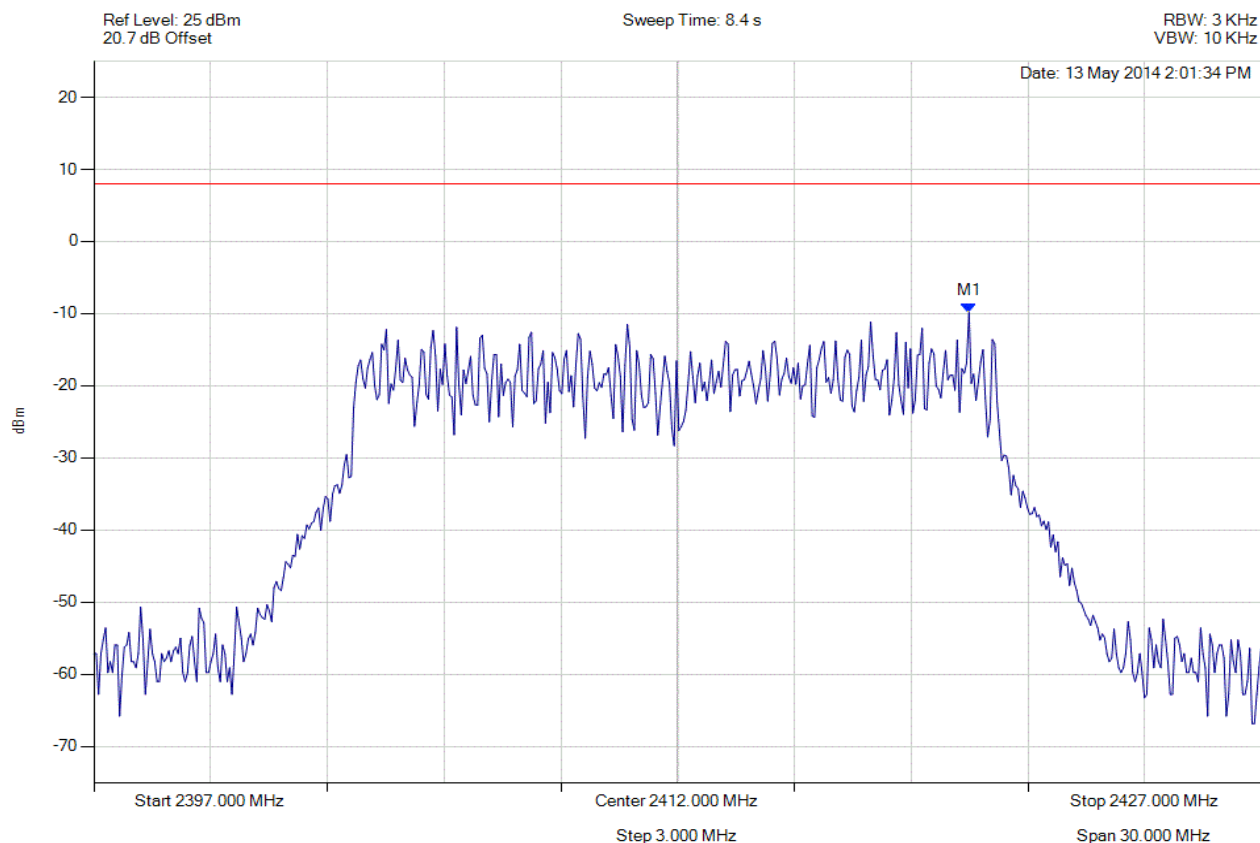


Title: Aruba Networks APIN0214, APIN0215
To: FCC 47 CFR Part 15.247 & IC RSS-210
Serial #: ARUB179-U3 Rev A
Issue Date: 24th June 2014
Page: 348 of 405



POWER SPECTRAL DENSITY - AVERAGE

Variant: 802.11n HT-20, Channel: 2412.00 MHz, SUM, Temp: Ambient, Voltage: 12 Vdc



Analyser Setup	Marker : Frequency : Amplitude	Test Results
Detector = AVERAGE Sweep Count = 0 RF Atten (dB) = 20 Trace Mode = VIEW	M1 : 2419.500 MHz : -9.866 dBm M1 + DCCF : 2419.500 MHz : -9.527 dBm Duty Cycle Correction Factor : +0.34 dB	Limit: ≤ 8.0 dBm Margin: -17.5 dB

[Back to the Matrix](#)

This test report may be reproduced in full only. The document may only be updated by MiCOM Labs personnel. Any changes will be noted in the Document History section of the report.

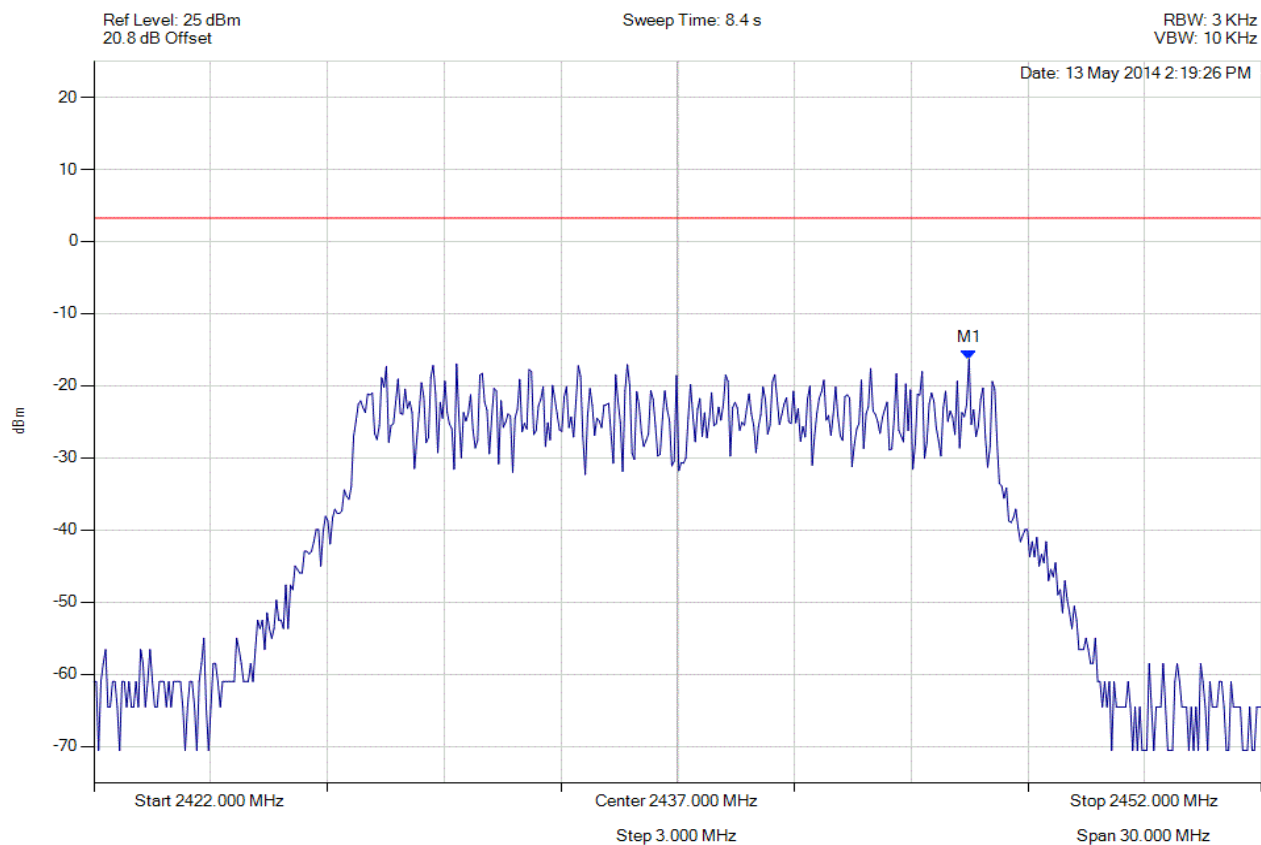


Title: Aruba Networks APIN0214, APIN0215
To: FCC 47 CFR Part 15.247 & IC RSS-210
Serial #: ARUB179-U3 Rev A
Issue Date: 24th June 2014
Page: 349 of 405



POWER SPECTRAL DENSITY - AVERAGE

Variant: 802.11n HT-20, Channel: 2437.00 MHz, Chain a, Temp: Ambient, Voltage: 12 Vdc



Analyser Setup	Marker : Frequency : Amplitude	Test Results
Detector = AVERAGE Sweep Count = 0 RF Atten (dB) = 20 Trace Mode = VIEW	M1 : 2444.485 MHz : -16.329 dBm	Limit: ≤ 3.229 dBm

[Back to the Matrix](#)

This test report may be reproduced in full only. The document may only be updated by MiCOM Labs personnel. Any changes will be noted in the Document History section of the report.

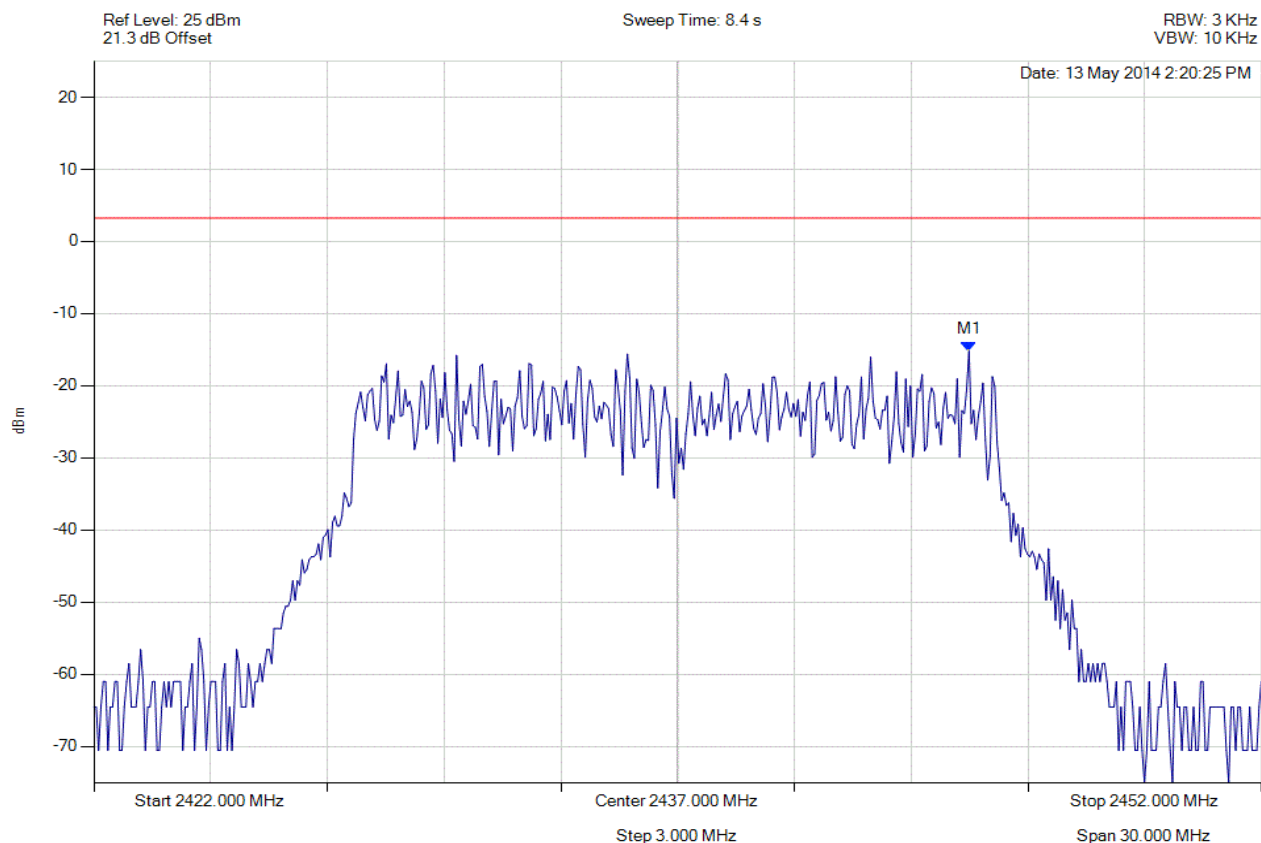


Title: Aruba Networks APIN0214, APIN0215
To: FCC 47 CFR Part 15.247 & IC RSS-210
Serial #: ARUB179-U3 Rev A
Issue Date: 24th June 2014
Page: 350 of 405



POWER SPECTRAL DENSITY - AVERAGE

Variant: 802.11n HT-20, Channel: 2437.00 MHz, Chain b, Temp: Ambient, Voltage: 12 Vdc



Analyser Setup	Marker : Frequency : Amplitude	Test Results
Detector = AVERAGE Sweep Count = 0 RF Atten (dB) = 20 Trace Mode = VIEW	M1 : 2444.485 MHz : -15.193 dBm	Limit: ≤ 3.229 dBm

[Back to the Matrix](#)

This test report may be reproduced in full only. The document may only be updated by MiCOM Labs personnel. Any changes will be noted in the Document History section of the report.

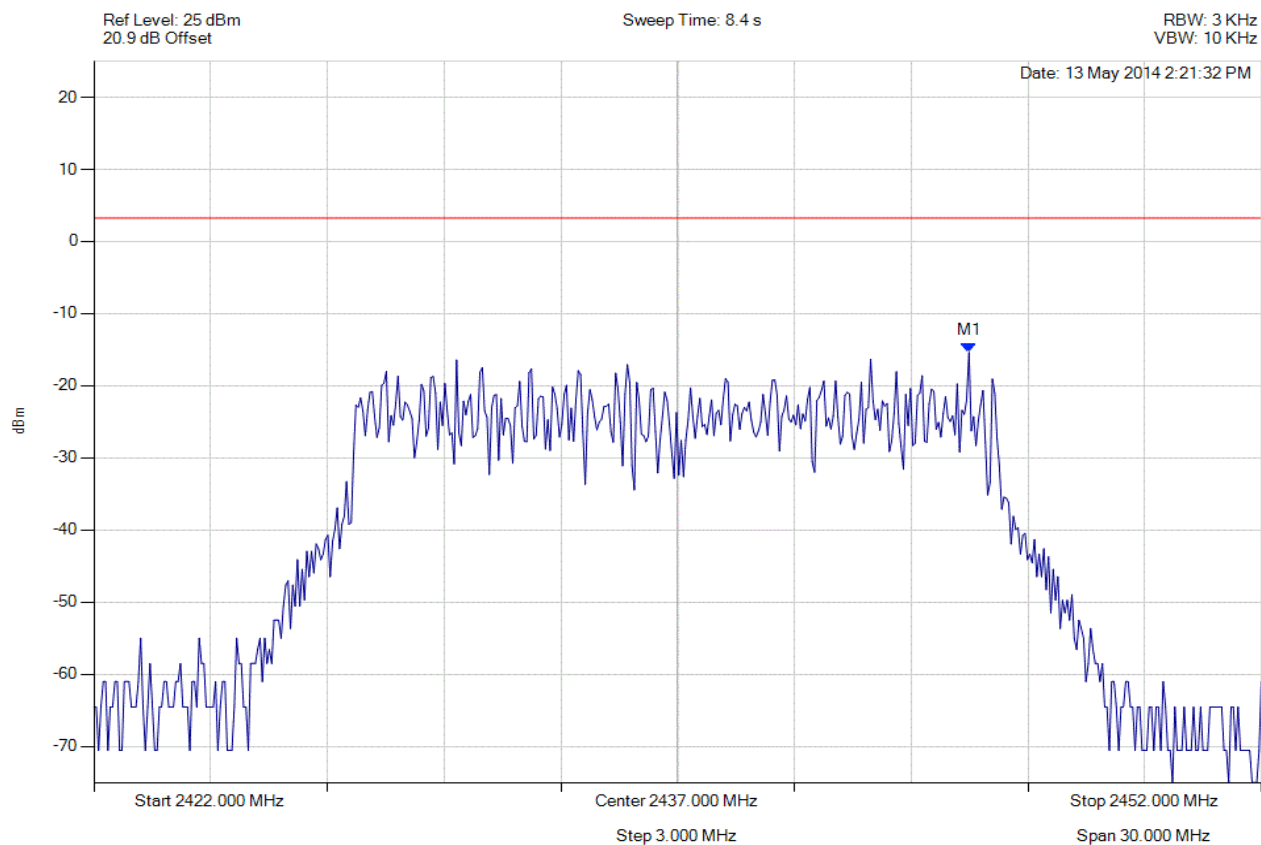


Title: Aruba Networks APIN0214, APIN0215
To: FCC 47 CFR Part 15.247 & IC RSS-210
Serial #: ARUB179-U3 Rev A
Issue Date: 24th June 2014
Page: 351 of 405



POWER SPECTRAL DENSITY - AVERAGE

Variant: 802.11n HT-20, Channel: 2437.00 MHz, Chain c, Temp: Ambient, Voltage: 12 Vdc



Analyser Setup	Marker : Frequency : Amplitude	Test Results
Detector = AVERAGE Sweep Count = 0 RF Atten (dB) = 20 Trace Mode = VIEW	M1 : 2444.485 MHz : -15.402 dBm	Limit: ≤ 3.229 dBm

[Back to the Matrix](#)

This test report may be reproduced in full only. The document may only be updated by MiCOM Labs personnel. Any changes will be noted in the Document History section of the report.

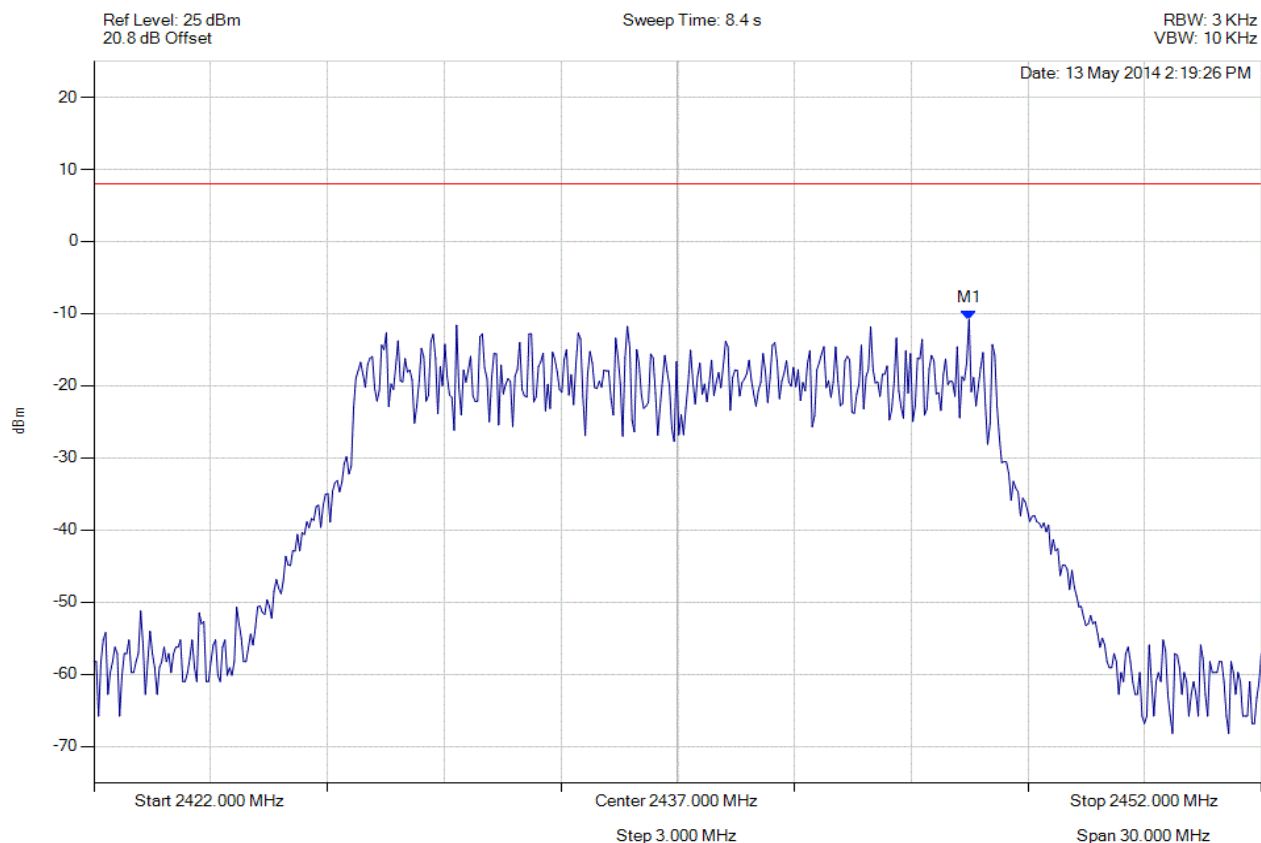


Title: Aruba Networks APIN0214, APIN0215
To: FCC 47 CFR Part 15.247 & IC RSS-210
Serial #: ARUB179-U3 Rev A
Issue Date: 24th June 2014
Page: 352 of 405



POWER SPECTRAL DENSITY - AVERAGE

Variant: 802.11n HT-20, Channel: 2437.00 MHz, SUM, Temp: Ambient, Voltage: 12 Vdc



Analyser Setup	Marker : Frequency : Amplitude	Test Results
Detector = AVERAGE Sweep Count = 0 RF Atten (dB) = 20 Trace Mode = VIEW	M1 : 2444.500 MHz : -10.843 dBm M1 + DCCF : 2444.500 MHz : -10.504 dBm Duty Cycle Correction Factor : +0.34 dB	Limit: ≤ 8.0 dBm Margin: -18.5 dB

[Back to the Matrix](#)

This test report may be reproduced in full only. The document may only be updated by MiCOM Labs personnel. Any changes will be noted in the Document History section of the report.

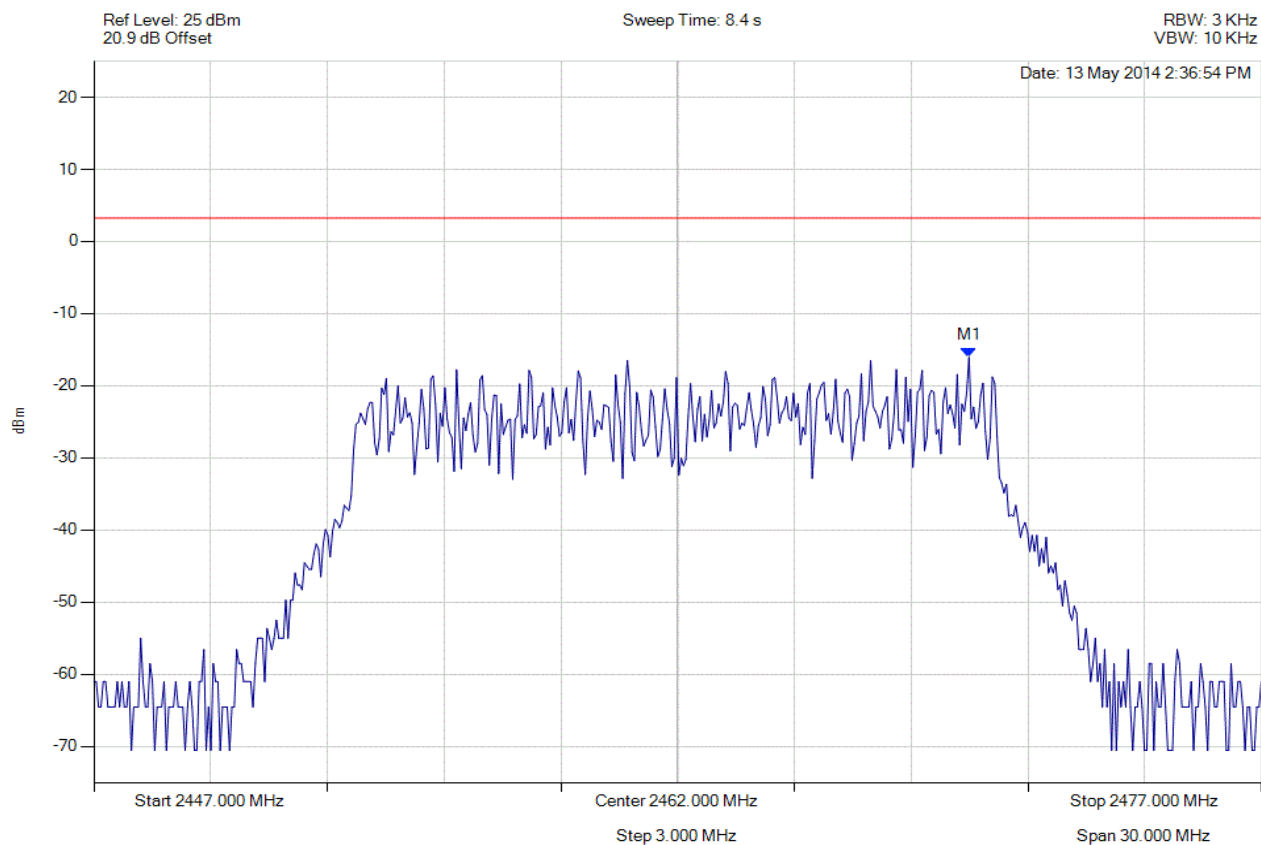


Title: Aruba Networks APIN0214, APIN0215
To: FCC 47 CFR Part 15.247 & IC RSS-210
Serial #: ARUB179-U3 Rev A
Issue Date: 24th June 2014
Page: 353 of 405



POWER SPECTRAL DENSITY - AVERAGE

Variant: 802.11n HT-20, Channel: 2462.00 MHz, Chain a, Temp: Ambient, Voltage: 12 Vdc



Analyser Setup	Marker : Frequency : Amplitude	Test Results
Detector = AVERAGE Sweep Count = 0 RF Atten (dB) = 20 Trace Mode = VIEW	M1 : 2469.485 MHz : -16.063 dBm	Limit: ≤ 3.229 dBm

[Back to the Matrix](#)

This test report may be reproduced in full only. The document may only be updated by MiCOM Labs personnel. Any changes will be noted in the Document History section of the report.

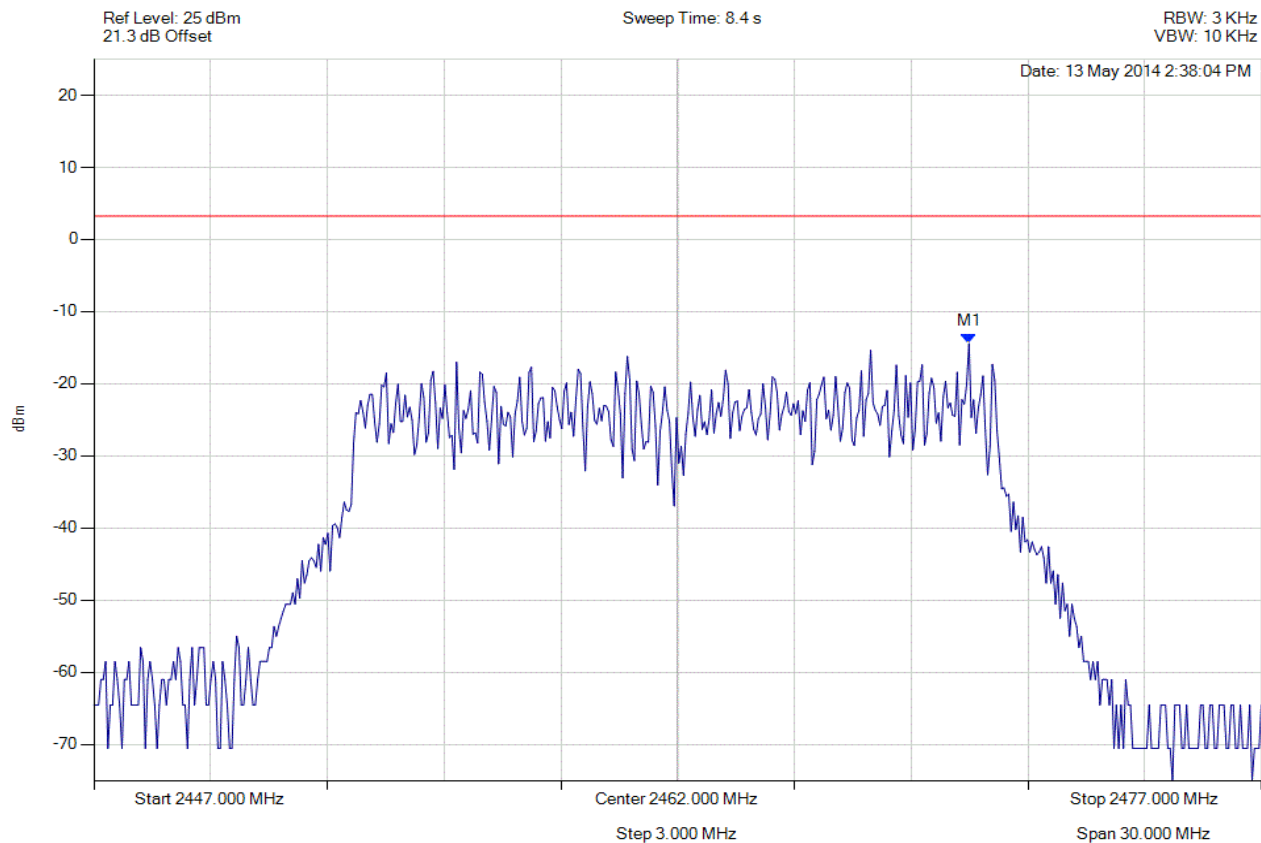


Title: Aruba Networks APIN0214, APIN0215
To: FCC 47 CFR Part 15.247 & IC RSS-210
Serial #: ARUB179-U3 Rev A
Issue Date: 24th June 2014
Page: 354 of 405



POWER SPECTRAL DENSITY - AVERAGE

Variant: 802.11n HT-20, Channel: 2462.00 MHz, Chain b, Temp: Ambient, Voltage: 12 Vdc



Analyser Setup	Marker : Frequency : Amplitude	Test Results
Detector = AVERAGE Sweep Count = 0 RF Atten (dB) = 20 Trace Mode = VIEW	M1 : 2469.485 MHz : -14.428 dBm	Limit: ≤ 3.229 dBm

[Back to the Matrix](#)

This test report may be reproduced in full only. The document may only be updated by MiCOM Labs personnel. Any changes will be noted in the Document History section of the report.

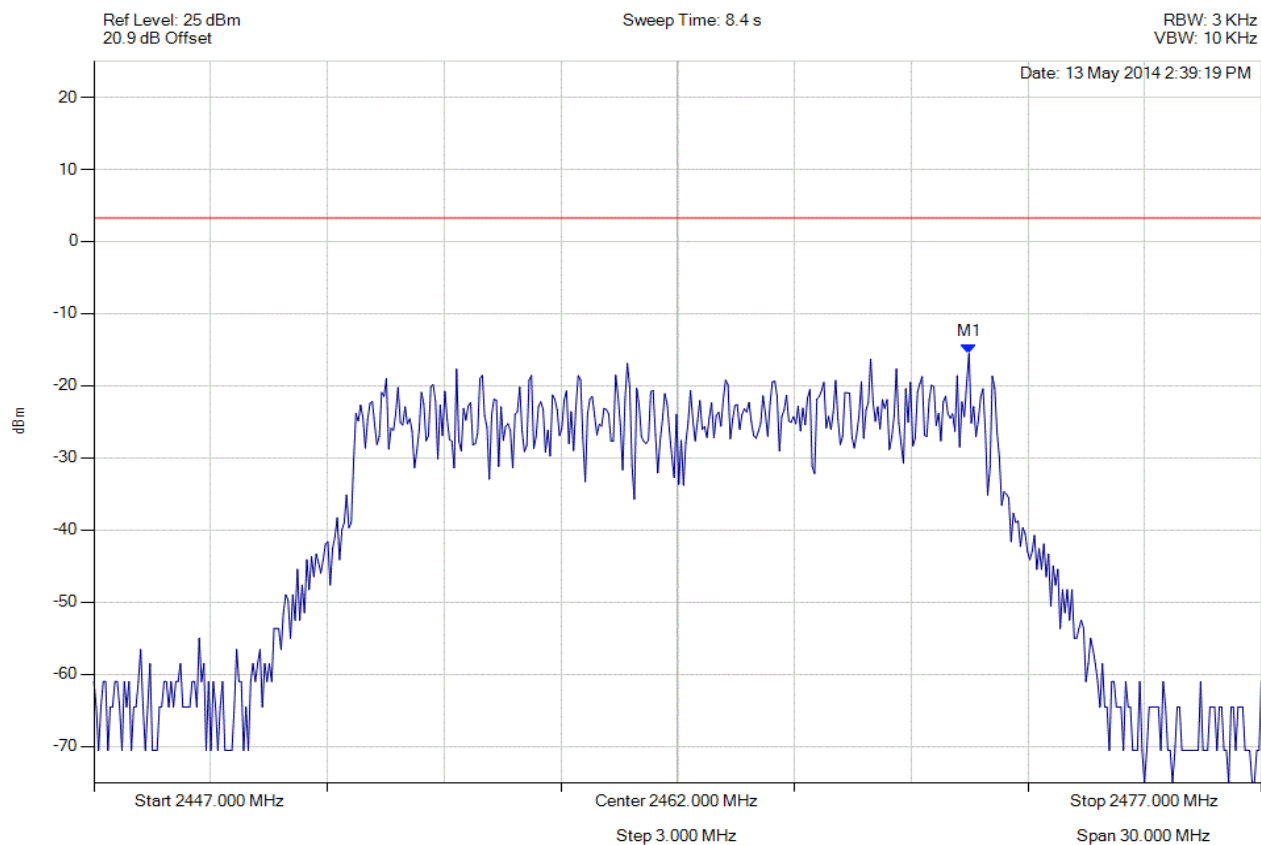


Title: Aruba Networks APIN0214, APIN0215
To: FCC 47 CFR Part 15.247 & IC RSS-210
Serial #: ARUB179-U3 Rev A
Issue Date: 24th June 2014
Page: 355 of 405



POWER SPECTRAL DENSITY - AVERAGE

Variant: 802.11n HT-20, Channel: 2462.00 MHz, Chain c, Temp: Ambient, Voltage: 12 Vdc



Analyser Setup	Marker : Frequency : Amplitude	Test Results
Detector = AVERAGE Sweep Count = 0 RF Atten (dB) = 20 Trace Mode = VIEW	M1 : 2469.485 MHz : -15.524 dBm	Limit: ≤ 3.229 dBm

[Back to the Matrix](#)

This test report may be reproduced in full only. The document may only be updated by MiCOM Labs personnel. Any changes will be noted in the Document History section of the report.

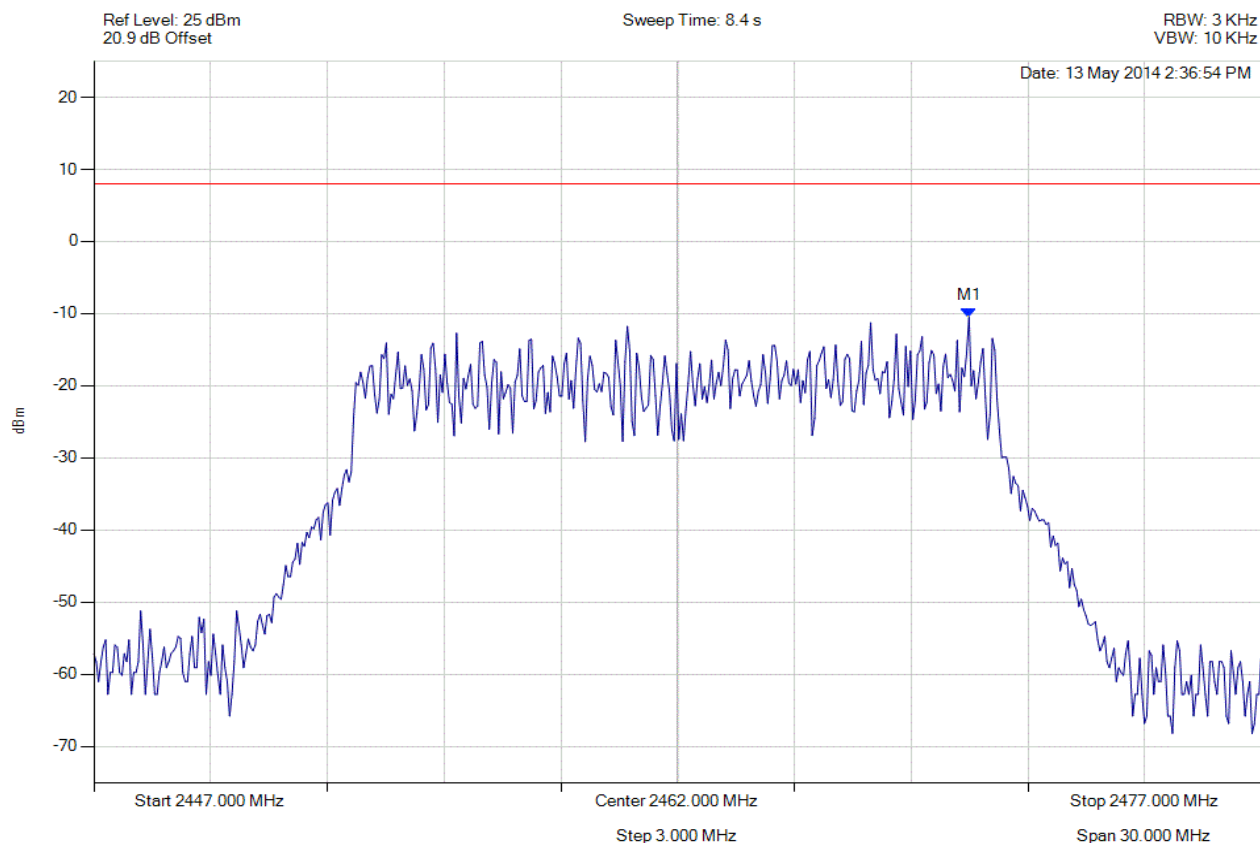


Title: Aruba Networks APIN0214, APIN0215
To: FCC 47 CFR Part 15.247 & IC RSS-210
Serial #: ARUB179-U3 Rev A
Issue Date: 24th June 2014
Page: 356 of 405



POWER SPECTRAL DENSITY - AVERAGE

Variant: 802.11n HT-20, Channel: 2462.00 MHz, SUM, Temp: Ambient, Voltage: 12 Vdc



Analyser Setup	Marker : Frequency : Amplitude	Test Results
Detector = AVERAGE Sweep Count = 0 RF Atten (dB) = 20 Trace Mode = VIEW	M1 : 2469.500 MHz : -10.513 dBm M1 + DCCF : 2469.500 MHz : -10.174 dBm Duty Cycle Correction Factor : +0.34 dB	Limit: ≤ 8.0 dBm Margin: -18.1 dB

[Back to the Matrix](#)

This test report may be reproduced in full only. The document may only be updated by MiCOM Labs personnel. Any changes will be noted in the Document History section of the report.

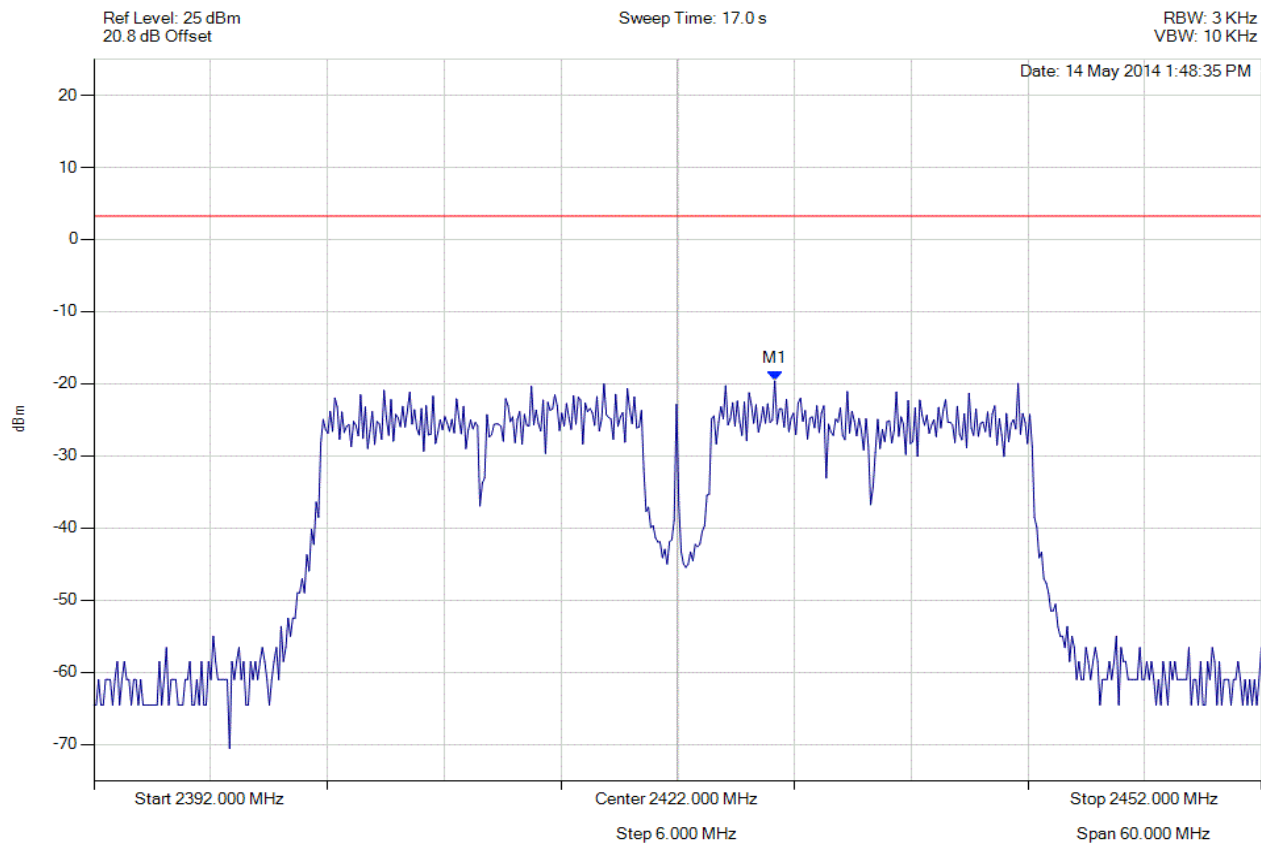


Title: Aruba Networks APIN0214, APIN0215
To: FCC 47 CFR Part 15.247 & IC RSS-210
Serial #: ARUB179-U3 Rev A
Issue Date: 24th June 2014
Page: 357 of 405



POWER SPECTRAL DENSITY - AVERAGE

Variant: 802.11n HT-40, Channel: 2422.00 MHz, Chain a, Temp: Ambient, Voltage: 12 Vdc



Analyser Setup	Marker : Frequency : Amplitude	Test Results
Detector = AVERAGE Sweep Count = 0 RF Atten (dB) = 20 Trace Mode = VIEW	M1 : 2426.990 MHz : -19.610 dBm	Limit: ≤ 3.229 dBm

[Back to the Matrix](#)

This test report may be reproduced in full only. The document may only be updated by MiCOM Labs personnel. Any changes will be noted in the Document History section of the report.

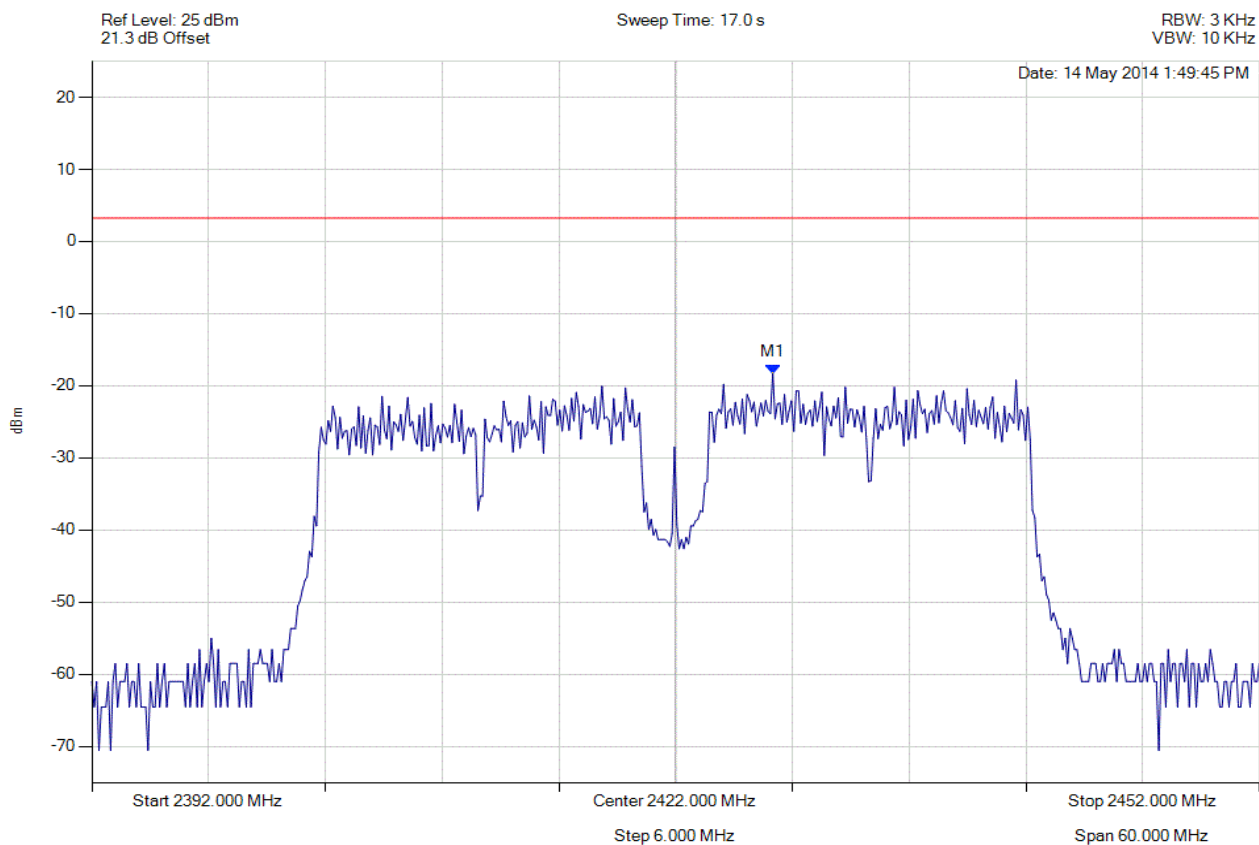


Title: Aruba Networks APIN0214, APIN0215
To: FCC 47 CFR Part 15.247 & IC RSS-210
Serial #: ARUB179-U3 Rev A
Issue Date: 24th June 2014
Page: 358 of 405



POWER SPECTRAL DENSITY - AVERAGE

Variant: 802.11n HT-40, Channel: 2422.00 MHz, Chain b, Temp: Ambient, Voltage: 12 Vdc



Analyser Setup	Marker : Frequency : Amplitude	Test Results
Detector = AVERAGE Sweep Count = 0 RF Atten (dB) = 20 Trace Mode = VIEW	M1 : 2426.990 MHz : -18.310 dBm	Limit: ≤ 3.229 dBm

[Back to the Matrix](#)

This test report may be reproduced in full only. The document may only be updated by MiCOM Labs personnel. Any changes will be noted in the Document History section of the report.

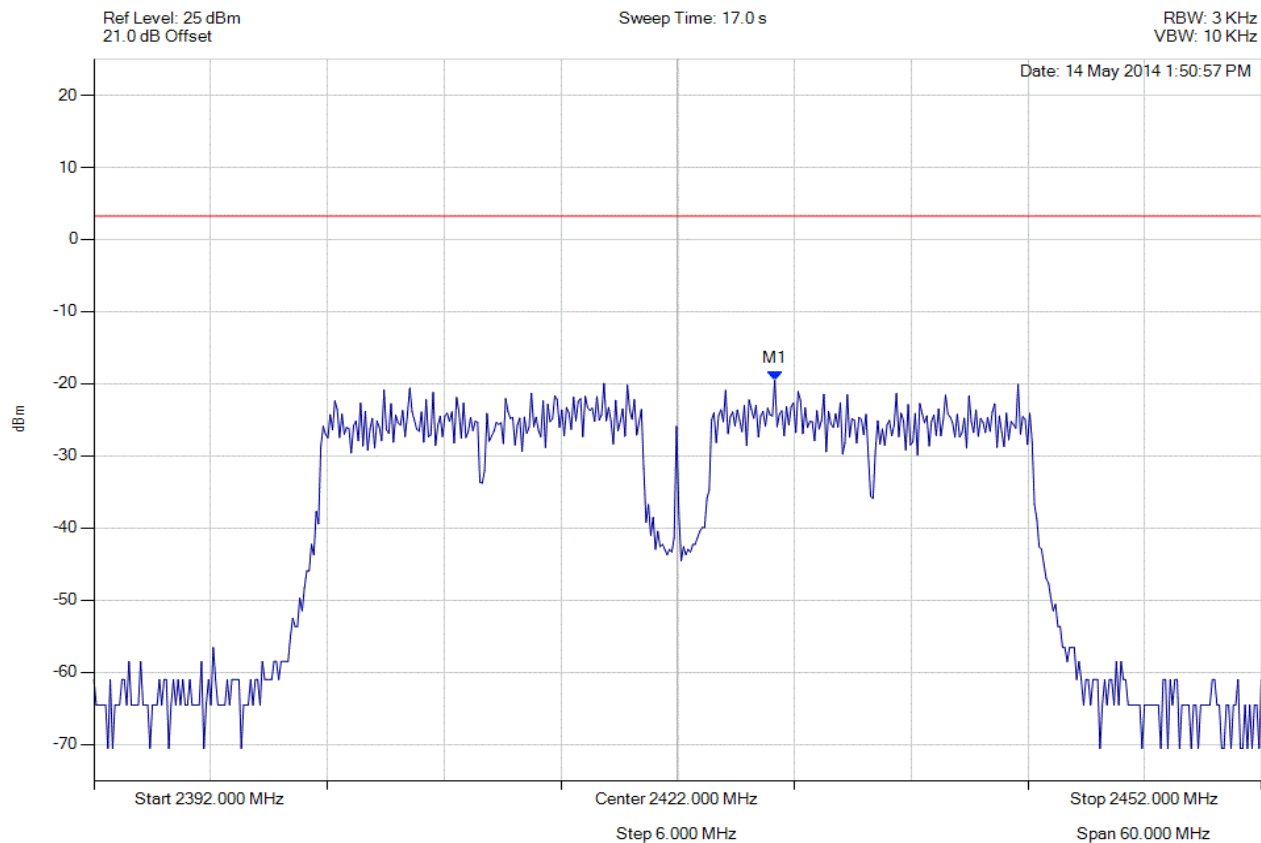


Title: Aruba Networks APIN0214, APIN0215
To: FCC 47 CFR Part 15.247 & IC RSS-210
Serial #: ARUB179-U3 Rev A
Issue Date: 24th June 2014
Page: 359 of 405



POWER SPECTRAL DENSITY - AVERAGE

Variant: 802.11n HT-40, Channel: 2422.00 MHz, Chain c, Temp: Ambient, Voltage: 12 Vdc



Analyser Setup	Marker : Frequency : Amplitude	Test Results
Detector = AVERAGE Sweep Count = 0 RF Atten (dB) = 20 Trace Mode = VIEW	M1 : 2426.990 MHz : -19.512 dBm	Limit: ≤ 3.229 dBm

[Back to the Matrix](#)

This test report may be reproduced in full only. The document may only be updated by MiCOM Labs personnel. Any changes will be noted in the Document History section of the report.

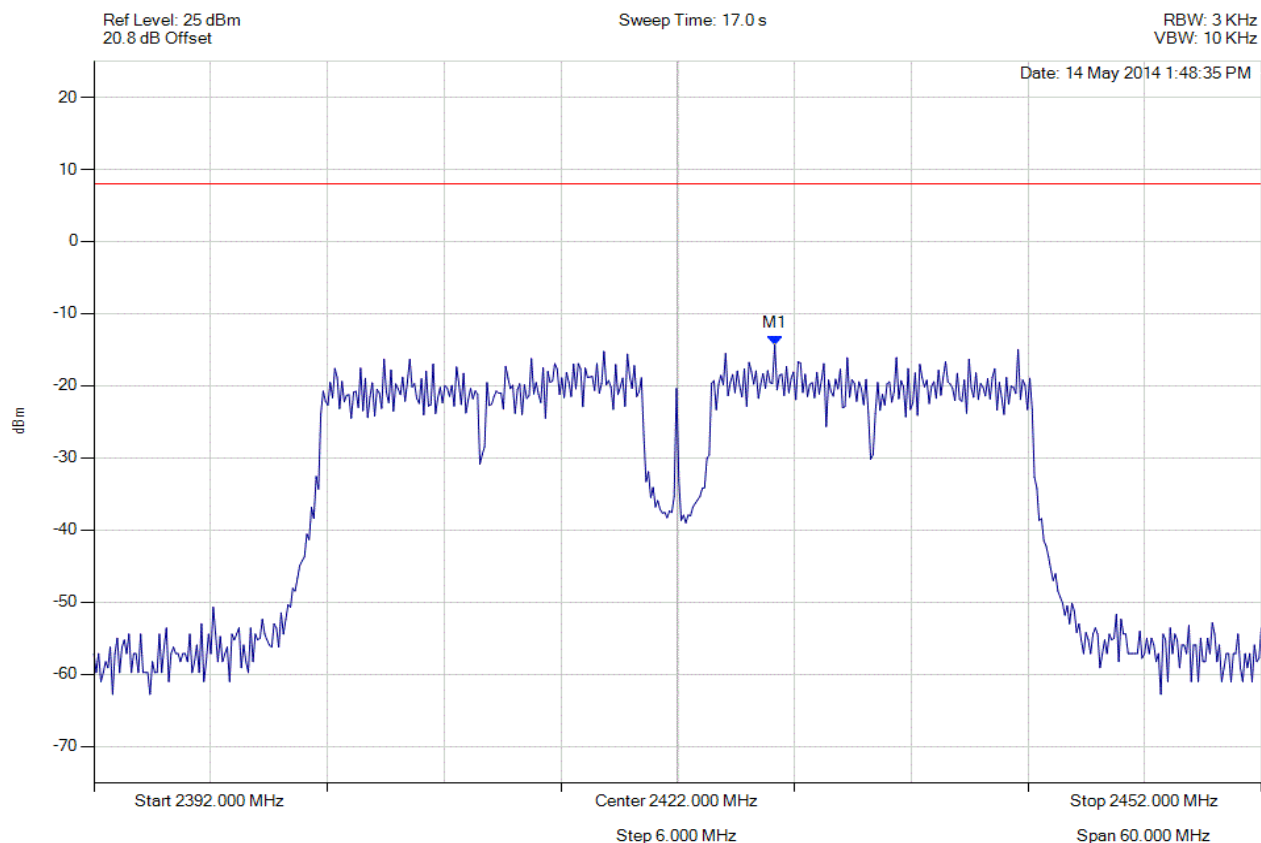


Title: Aruba Networks APIN0214, APIN0215
To: FCC 47 CFR Part 15.247 & IC RSS-210
Serial #: ARUB179-U3 Rev A
Issue Date: 24th June 2014
Page: 360 of 405



POWER SPECTRAL DENSITY - AVERAGE

Variant: 802.11n HT-40, Channel: 2422.00 MHz, SUM, Temp: Ambient, Voltage: 12 Vdc



Analyser Setup	Marker : Frequency : Amplitude	Test Results
Detector = AVERAGE Sweep Count = 0 RF Atten (dB) = 20 Trace Mode = VIEW	M1 : 2427.000 MHz : -14.331 dBm M1 + DCCF : 2427.000 MHz : -13.605 dBm Duty Cycle Correction Factor : +0.73 dB	Limit: ≤ 8.0 dBm Margin: -21.6 dB

[Back to the Matrix](#)

This test report may be reproduced in full only. The document may only be updated by MiCOM Labs personnel. Any changes will be noted in the Document History section of the report.

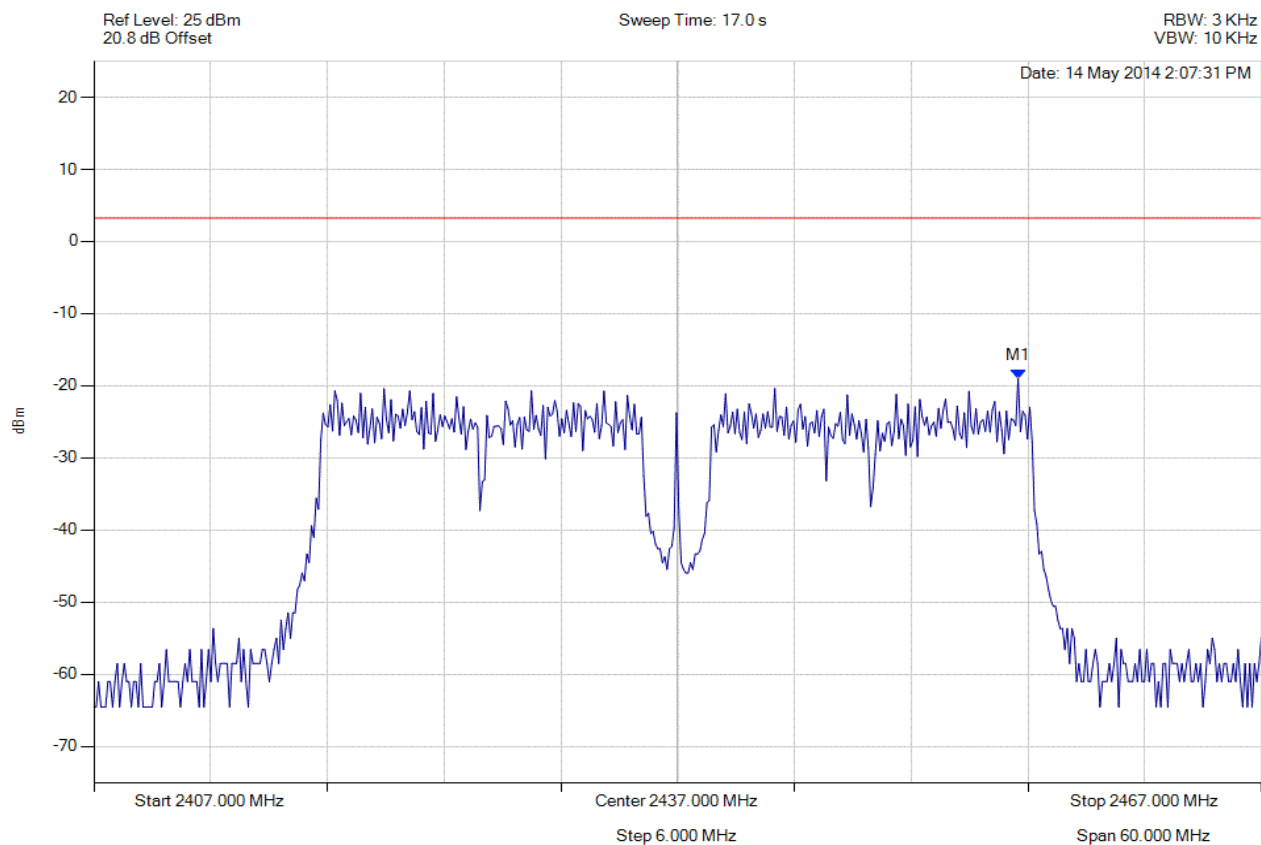


Title: Aruba Networks APIN0214, APIN0215
To: FCC 47 CFR Part 15.247 & IC RSS-210
Serial #: ARUB179-U3 Rev A
Issue Date: 24th June 2014
Page: 361 of 405



POWER SPECTRAL DENSITY - AVERAGE

Variant: 802.11n HT-40, Channel: 2437.00 MHz, Chain a, Temp: Ambient, Voltage: 12 Vdc



Analyser Setup	Marker : Frequency : Amplitude	Test Results
Detector = AVERAGE Sweep Count = 0 RF Atten (dB) = 20 Trace Mode = VIEW	M1 : 2454.495 MHz : -18.970 dBm	Limit: ≤ 3.229 dBm

[Back to the Matrix](#)

This test report may be reproduced in full only. The document may only be updated by MiCOM Labs personnel. Any changes will be noted in the Document History section of the report.

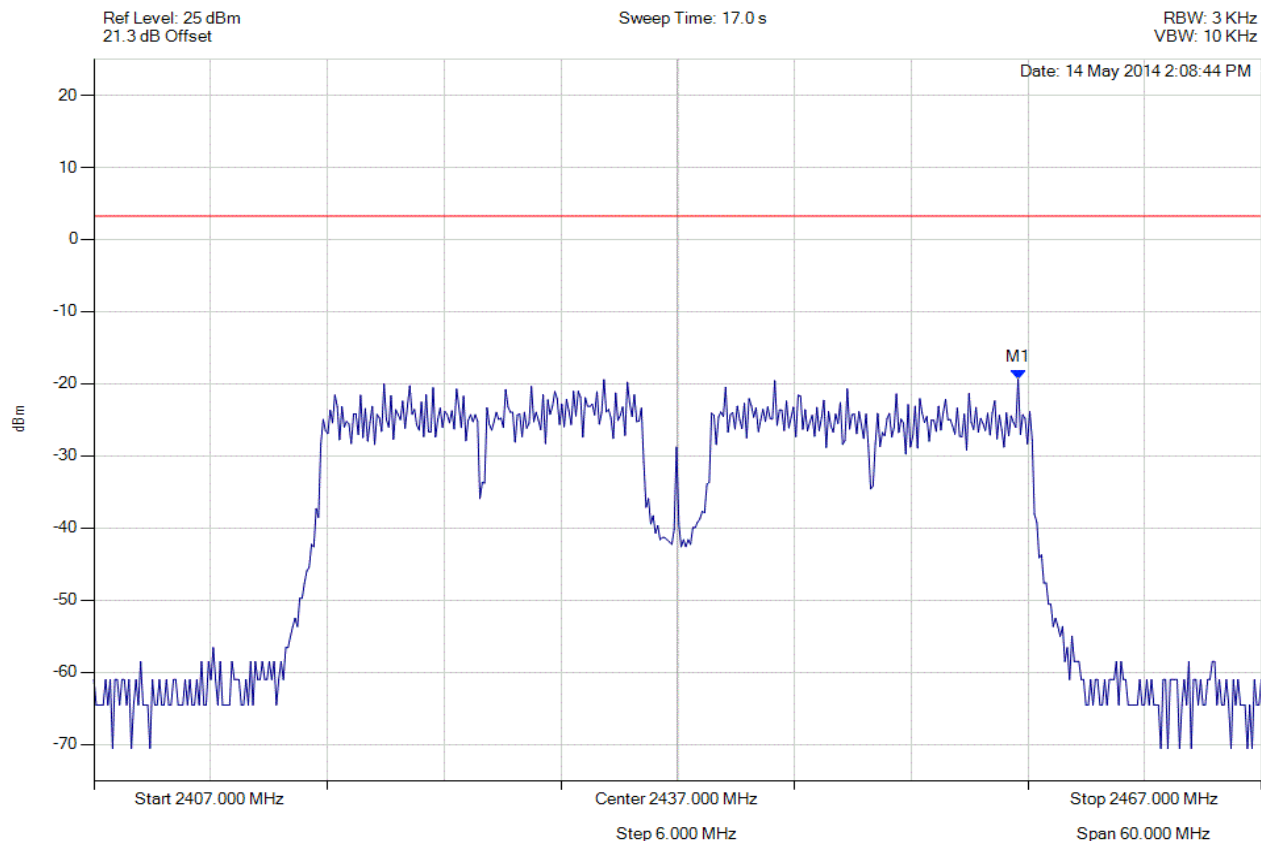


Title: Aruba Networks APIN0214, APIN0215
To: FCC 47 CFR Part 15.247 & IC RSS-210
Serial #: ARUB179-U3 Rev A
Issue Date: 24th June 2014
Page: 362 of 405



POWER SPECTRAL DENSITY - AVERAGE

Variant: 802.11n HT-40, Channel: 2437.00 MHz, Chain b, Temp: Ambient, Voltage: 12 Vdc



Analyser Setup	Marker : Frequency : Amplitude	Test Results
Detector = AVERAGE Sweep Count = 0 RF Atten (dB) = 20 Trace Mode = VIEW	M1 : 2454.495 MHz : -19.367 dBm	Limit: ≤ 3.229 dBm

[Back to the Matrix](#)

This test report may be reproduced in full only. The document may only be updated by MiCOM Labs personnel. Any changes will be noted in the Document History section of the report.

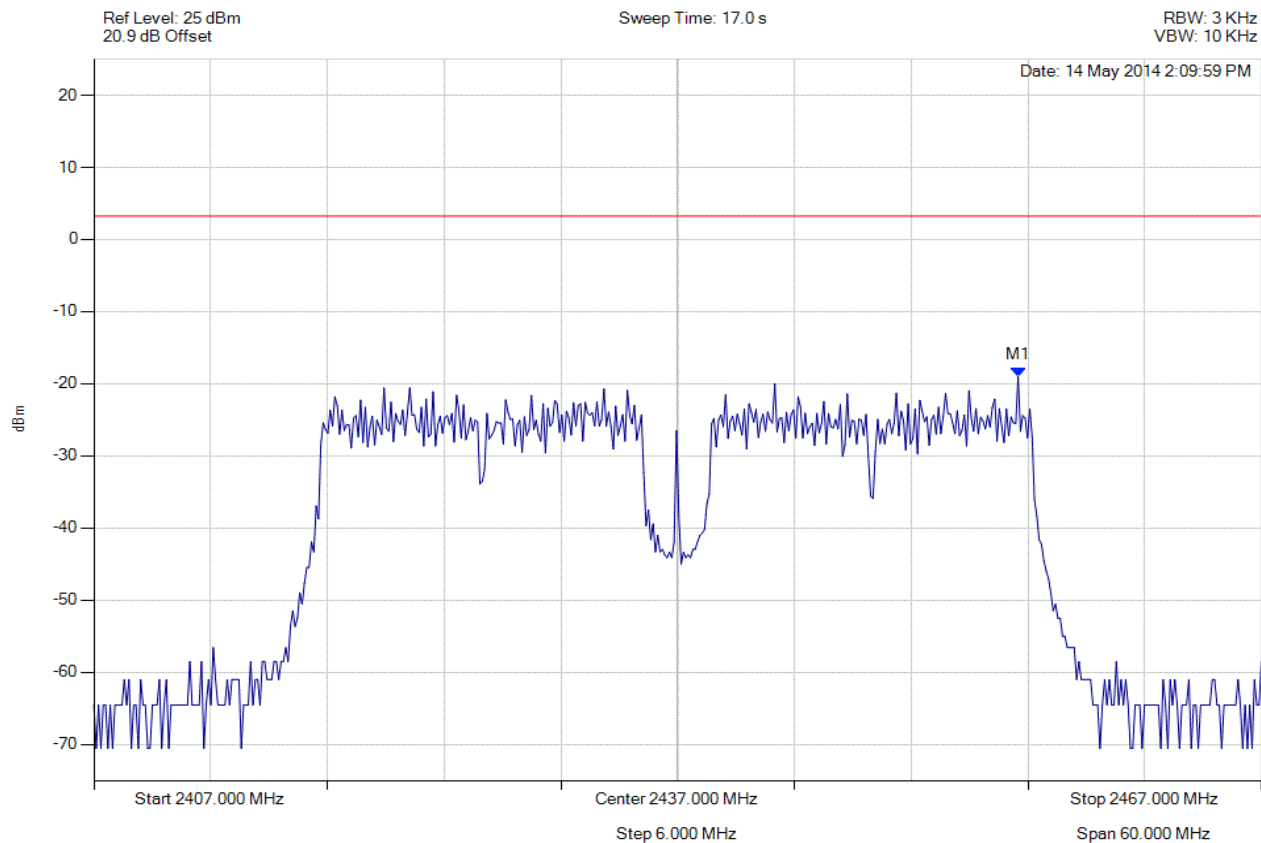


Title: Aruba Networks APIN0214, APIN0215
To: FCC 47 CFR Part 15.247 & IC RSS-210
Serial #: ARUB179-U3 Rev A
Issue Date: 24th June 2014
Page: 363 of 405



POWER SPECTRAL DENSITY - AVERAGE

Variant: 802.11n HT-40, Channel: 2437.00 MHz, Chain c, Temp: Ambient, Voltage: 12 Vdc



Analyser Setup	Marker : Frequency : Amplitude	Test Results
Detector = AVERAGE Sweep Count = 0 RF Atten (dB) = 20 Trace Mode = VIEW	M1 : 2454.495 MHz : -19.016 dBm	Limit: ≤ 3.229 dBm

[Back to the Matrix](#)

This test report may be reproduced in full only. The document may only be updated by MiCOM Labs personnel. Any changes will be noted in the Document History section of the report.

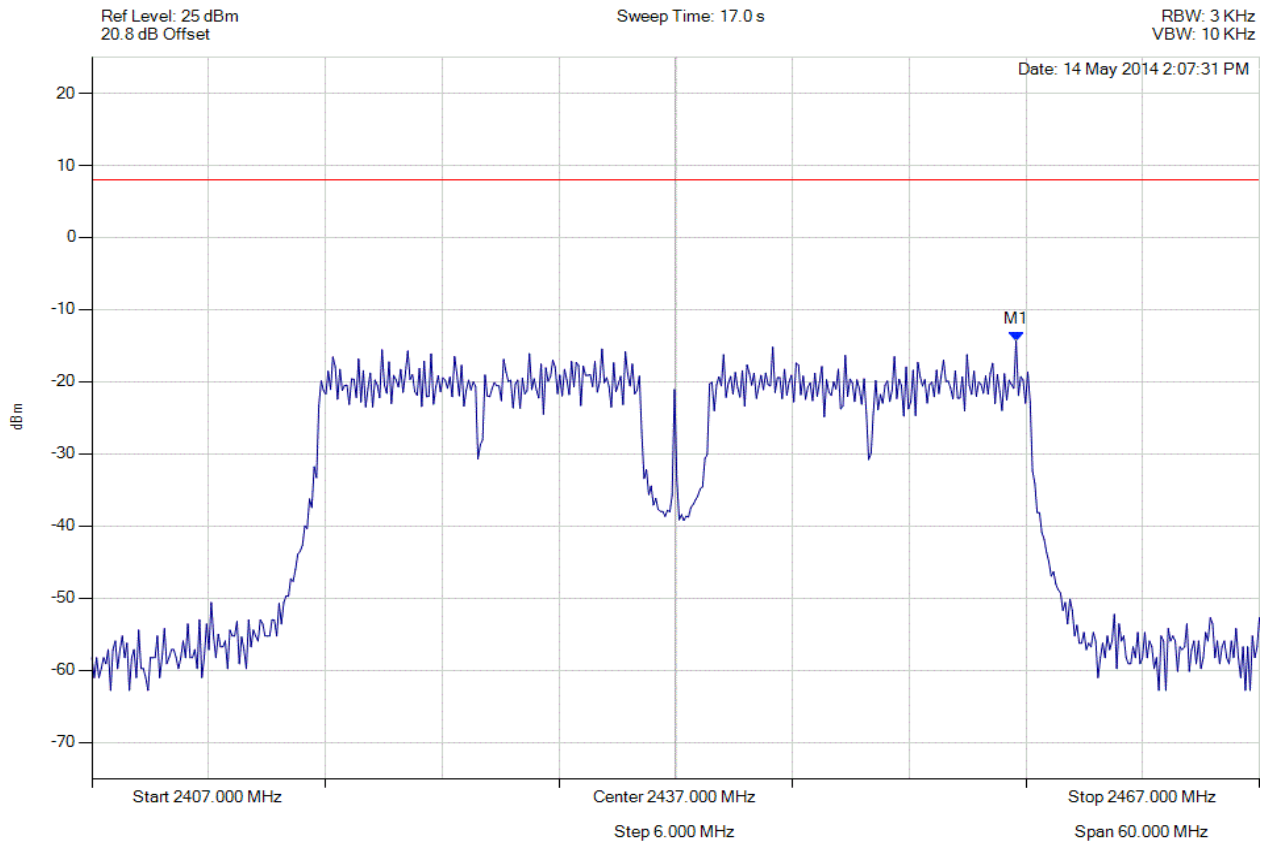


Title: Aruba Networks APIN0214, APIN0215
To: FCC 47 CFR Part 15.247 & IC RSS-210
Serial #: ARUB179-U3 Rev A
Issue Date: 24th June 2014
Page: 364 of 405



POWER SPECTRAL DENSITY - AVERAGE

Variant: 802.11n HT-40, Channel: 2437.00 MHz, SUM, Temp: Ambient, Voltage: 12 Vdc



Analyser Setup	Marker : Frequency : Amplitude	Test Results
Detector = AVERAGE Sweep Count = 0 RF Atten (dB) = 20 Trace Mode = VIEW	M1 : 2454.500 MHz : -14.343 dBm M1 + DCCF : 2454.500 MHz : -13.617 dBm Duty Cycle Correction Factor : +0.73 dB	Limit: ≤ 8.0 dBm Margin: -21.6 dB

[Back to the Matrix](#)

This test report may be reproduced in full only. The document may only be updated by MiCOM Labs personnel. Any changes will be noted in the Document History section of the report.

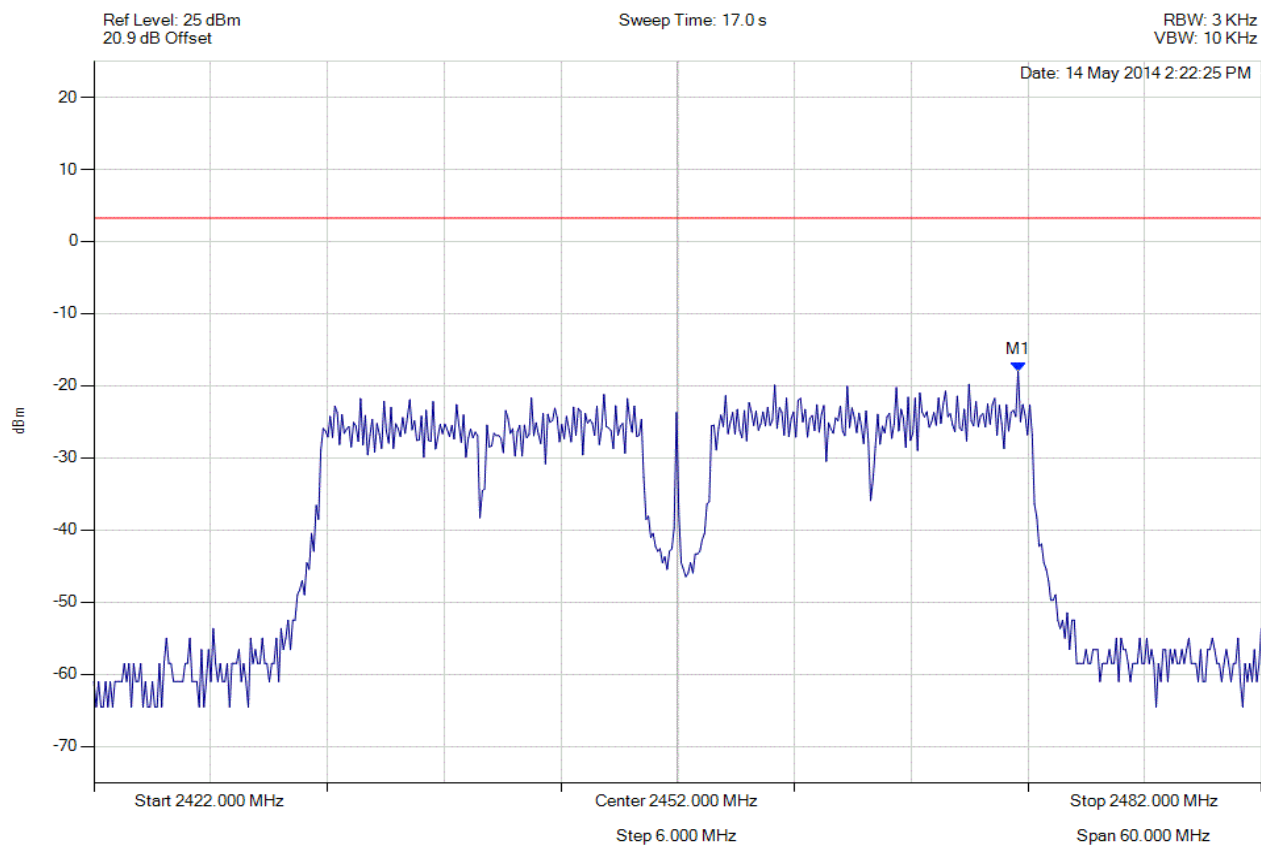


Title: Aruba Networks APIN0214, APIN0215
To: FCC 47 CFR Part 15.247 & IC RSS-210
Serial #: ARUB179-U3 Rev A
Issue Date: 24th June 2014
Page: 365 of 405



POWER SPECTRAL DENSITY - AVERAGE

Variant: 802.11n HT-40, Channel: 2452.00 MHz, Chain a, Temp: Ambient, Voltage: 12 Vdc



Analyser Setup	Marker : Frequency : Amplitude	Test Results
Detector = AVERAGE Sweep Count = 0 RF Atten (dB) = 20 Trace Mode = VIEW	M1 : 2469.495 MHz : -18.018 dBm	Limit: ≤ 3.229 dBm

[Back to the Matrix](#)

This test report may be reproduced in full only. The document may only be updated by MiCOM Labs personnel. Any changes will be noted in the Document History section of the report.

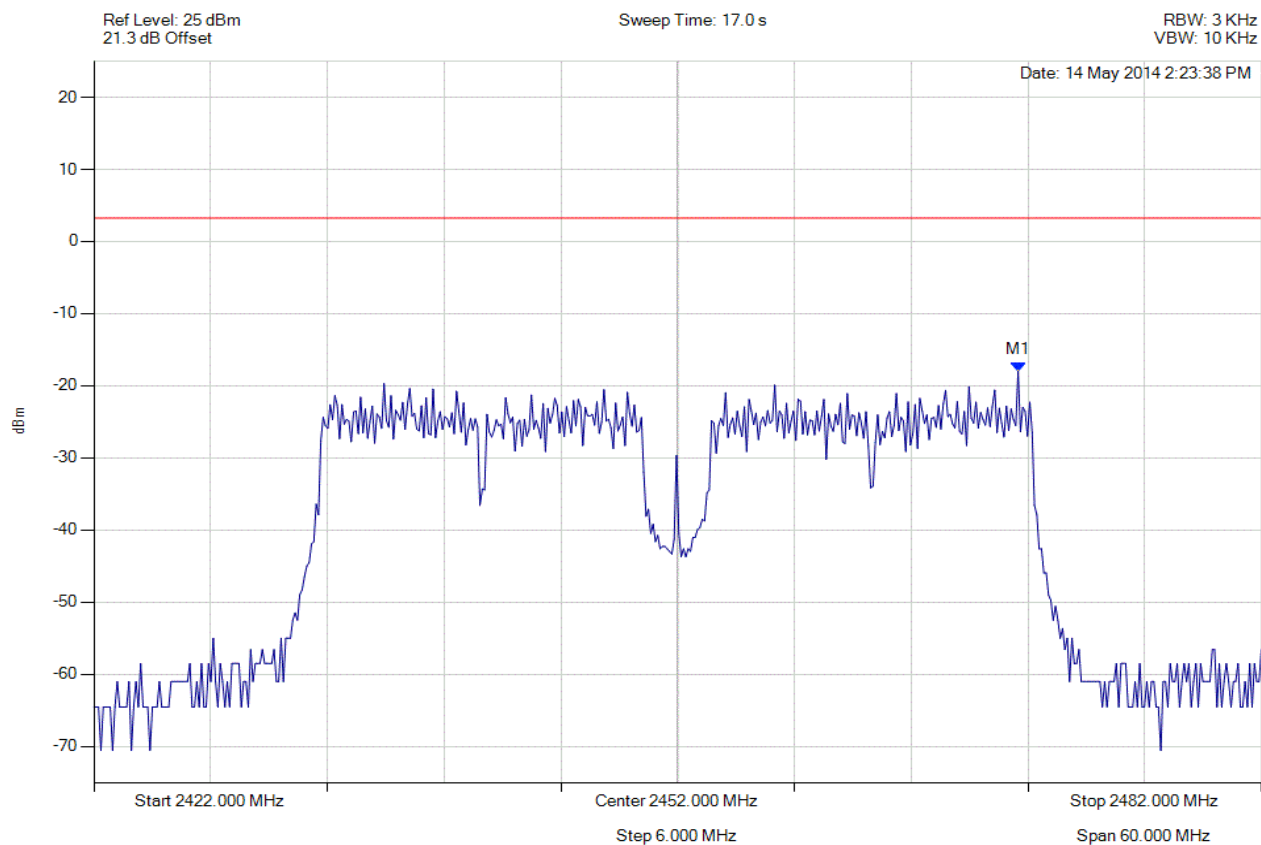


Title: Aruba Networks APIN0214, APIN0215
To: FCC 47 CFR Part 15.247 & IC RSS-210
Serial #: ARUB179-U3 Rev A
Issue Date: 24th June 2014
Page: 366 of 405



POWER SPECTRAL DENSITY - AVERAGE

Variant: 802.11n HT-40, Channel: 2452.00 MHz, Chain b, Temp: Ambient, Voltage: 12 Vdc



Analyser Setup	Marker : Frequency : Amplitude	Test Results
Detector = AVERAGE Sweep Count = 0 RF Atten (dB) = 20 Trace Mode = VIEW	M1 : 2469.495 MHz : -17.998 dBm	Limit: ≤ 3.229 dBm

[Back to the Matrix](#)

This test report may be reproduced in full only. The document may only be updated by MiCOM Labs personnel. Any changes will be noted in the Document History section of the report.

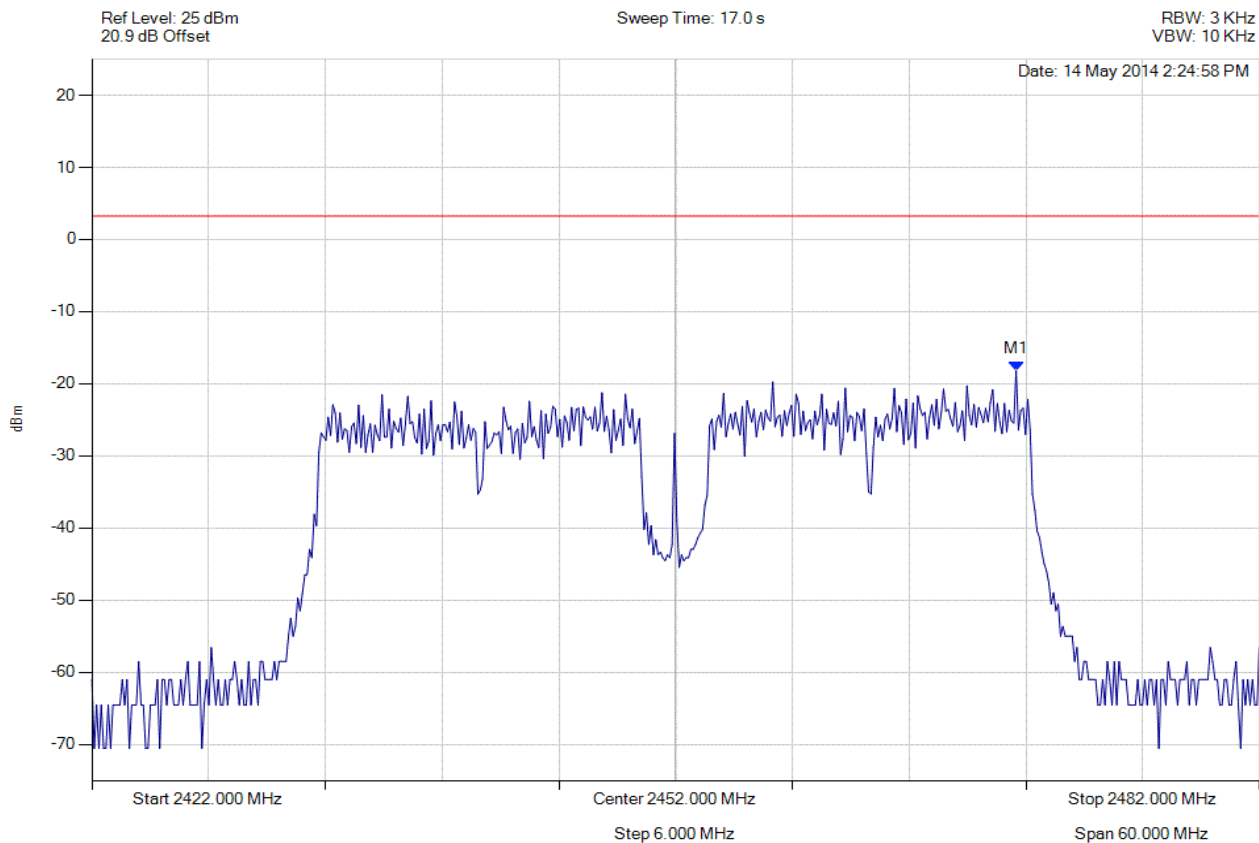


Title: Aruba Networks APIN0214, APIN0215
To: FCC 47 CFR Part 15.247 & IC RSS-210
Serial #: ARUB179-U3 Rev A
Issue Date: 24th June 2014
Page: 367 of 405



POWER SPECTRAL DENSITY - AVERAGE

Variant: 802.11n HT-40, Channel: 2452.00 MHz, Chain c, Temp: Ambient, Voltage: 12 Vdc



Analyser Setup	Marker : Frequency : Amplitude	Test Results
Detector = AVERAGE Sweep Count = 0 RF Atten (dB) = 20 Trace Mode = VIEW	M1 : 2469.495 MHz : -18.183 dBm	Limit: ≤ 3.229 dBm

[Back to the Matrix](#)

This test report may be reproduced in full only. The document may only be updated by MiCOM Labs personnel. Any changes will be noted in the Document History section of the report.

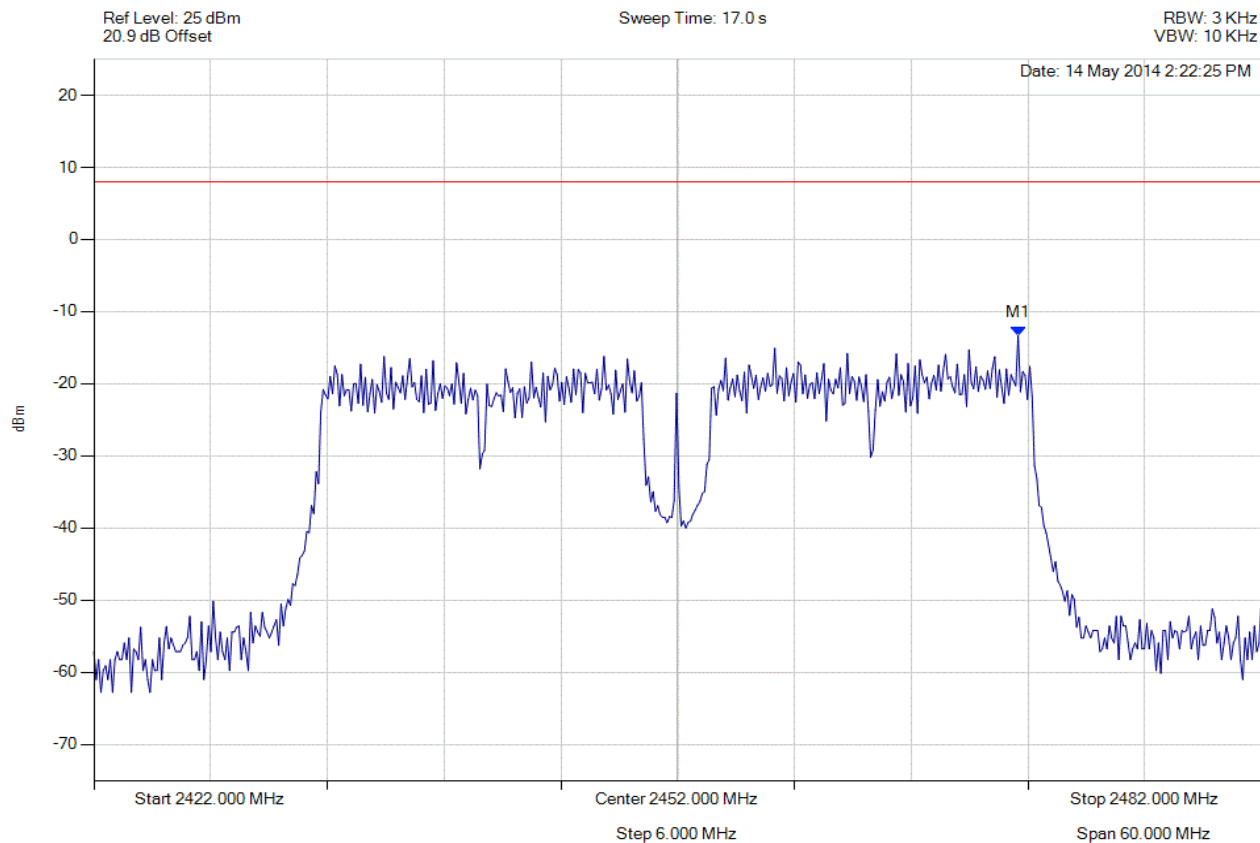


Title: Aruba Networks APIN0214, APIN0215
To: FCC 47 CFR Part 15.247 & IC RSS-210
Serial #: ARUB179-U3 Rev A
Issue Date: 24th June 2014
Page: 368 of 405



POWER SPECTRAL DENSITY - AVERAGE

Variant: 802.11n HT-40, Channel: 2452.00 MHz, SUM, Temp: Ambient, Voltage: 12 Vdc



Analyser Setup	Marker : Frequency : Amplitude	Test Results
Detector = AVERAGE Sweep Count = 0 RF Atten (dB) = 20 Trace Mode = VIEW	M1 : 2469.500 MHz : -13.294 dBm M1 + DCCF : 2469.500 MHz : -12.568 dBm Duty Cycle Correction Factor : +0.73 dB	Limit: ≤ 8.0 dBm Margin: -20.5 dB

[Back to the Matrix](#)

This test report may be reproduced in full only. The document may only be updated by MiCOM Labs personnel. Any changes will be noted in the Document History section of the report.

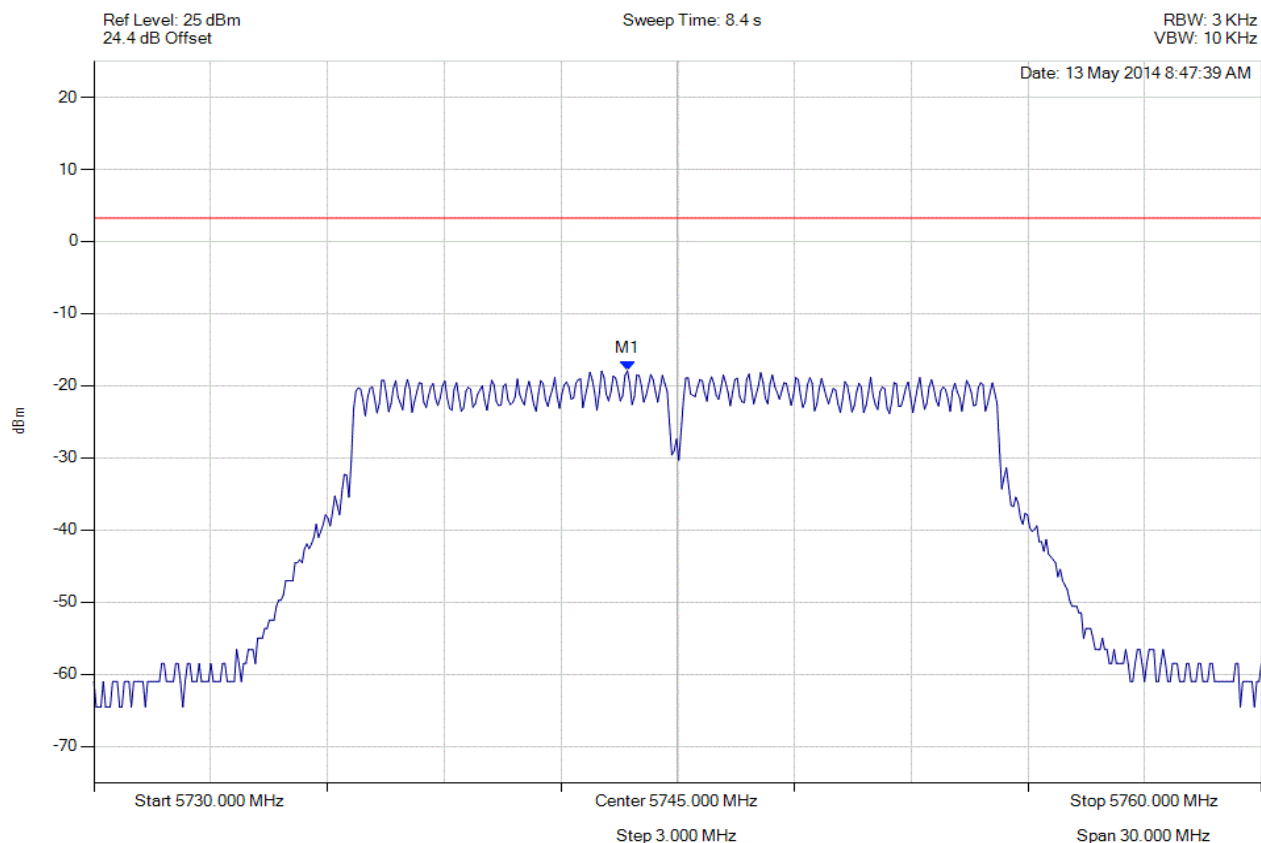


Title: Aruba Networks APIN0214, APIN0215
To: FCC 47 CFR Part 15.247 & IC RSS-210
Serial #: ARUB179-U3 Rev A
Issue Date: 24th June 2014
Page: 369 of 405



POWER SPECTRAL DENSITY - AVERAGE

Variant: 802.11a, Channel: 5745.00 MHz, Chain a, Temp: Ambient, Voltage: 12 Vdc



Analyser Setup	Marker : Frequency : Amplitude	Test Results
Detector = AVERAGE Sweep Count = 0 RF Atten (dB) = 20 Trace Mode = VIEW	M1 : 5743.707 MHz : -17.916 dBm	Limit: ≤ 3.229 dBm

[Back to the Matrix](#)

This test report may be reproduced in full only. The document may only be updated by MiCOM Labs personnel. Any changes will be noted in the Document History section of the report.

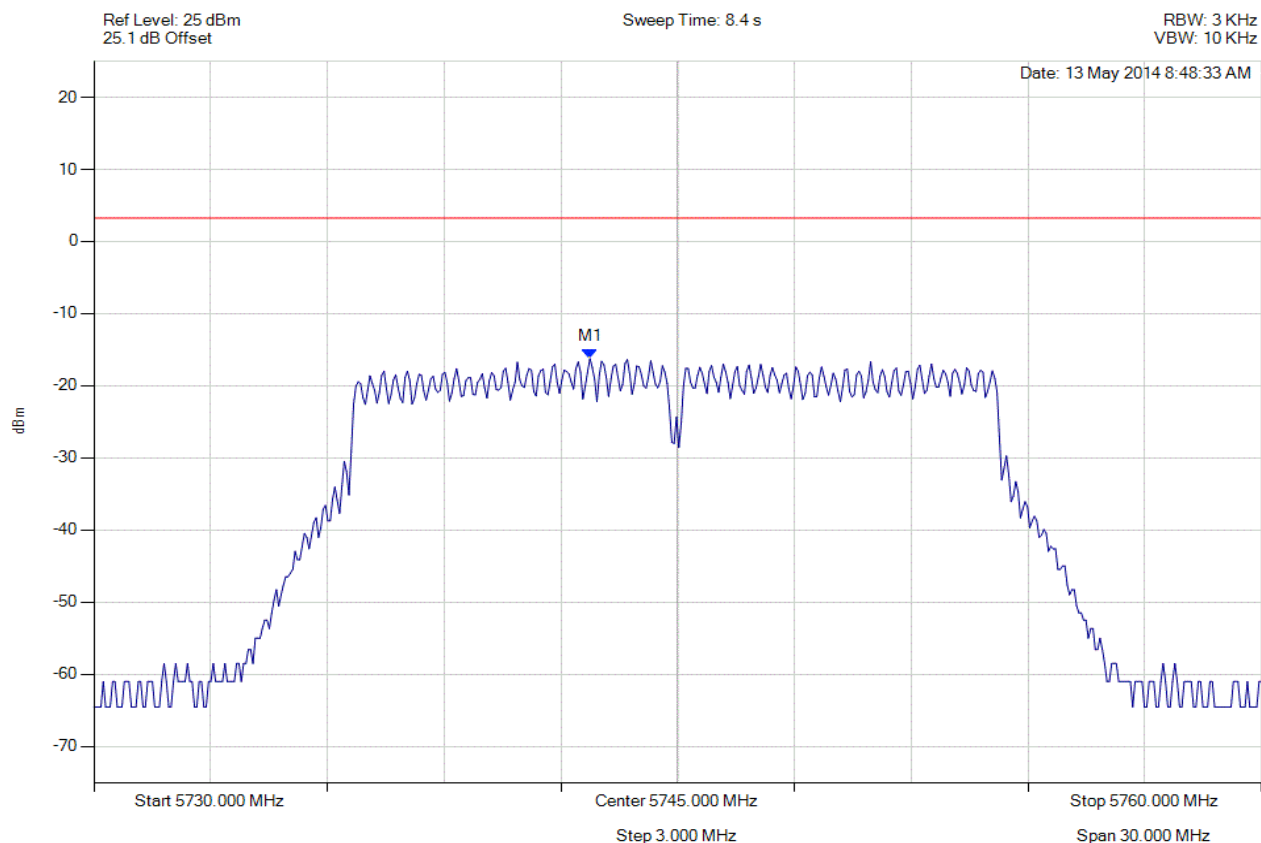


Title: Aruba Networks APIN0214, APIN0215
To: FCC 47 CFR Part 15.247 & IC RSS-210
Serial #: ARUB179-U3 Rev A
Issue Date: 24th June 2014
Page: 370 of 405



POWER SPECTRAL DENSITY - AVERAGE

Variant: 802.11a, Channel: 5745.00 MHz, Chain b, Temp: Ambient, Voltage: 12 Vdc



Analyser Setup	Marker : Frequency : Amplitude	Test Results
Detector = AVERAGE Sweep Count = 0 RF Atten (dB) = 20 Trace Mode = VIEW	M1 : 5742.745 MHz : -16.245 dBm	Limit: ≤ 3.229 dBm

[Back to the Matrix](#)

This test report may be reproduced in full only. The document may only be updated by MiCOM Labs personnel. Any changes will be noted in the Document History section of the report.

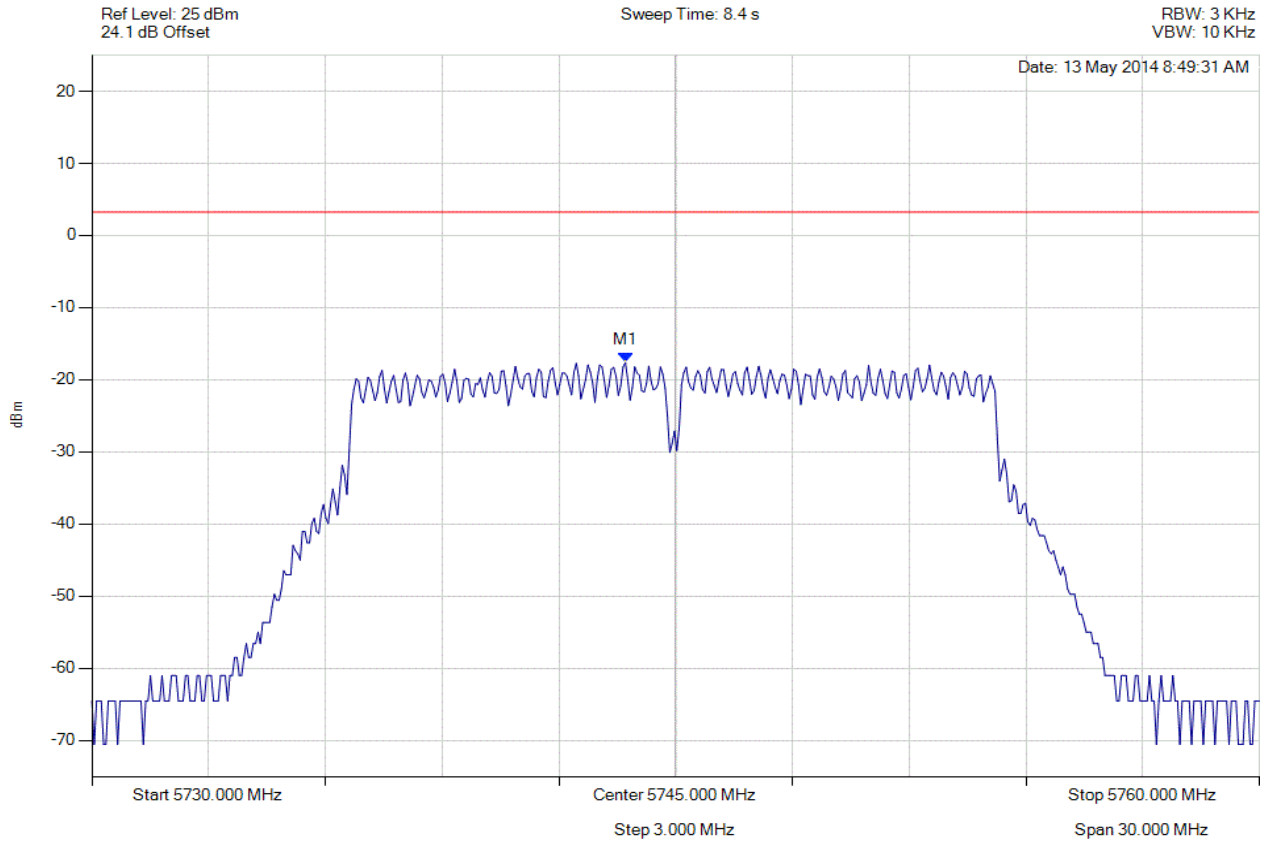


Title: Aruba Networks APIN0214, APIN0215
To: FCC 47 CFR Part 15.247 & IC RSS-210
Serial #: ARUB179-U3 Rev A
Issue Date: 24th June 2014
Page: 371 of 405



POWER SPECTRAL DENSITY - AVERAGE

Variant: 802.11a, Channel: 5745.00 MHz, Chain c, Temp: Ambient, Voltage: 12 Vdc



Analyser Setup	Marker : Frequency : Amplitude	Test Results
Detector = AVERAGE Sweep Count = 0 RF Atten (dB) = 20 Trace Mode = VIEW	M1 : 5743.707 MHz : -17.618 dBm	Limit: ≤ 3.229 dBm

[Back to the Matrix](#)

This test report may be reproduced in full only. The document may only be updated by MiCOM Labs personnel. Any changes will be noted in the Document History section of the report.

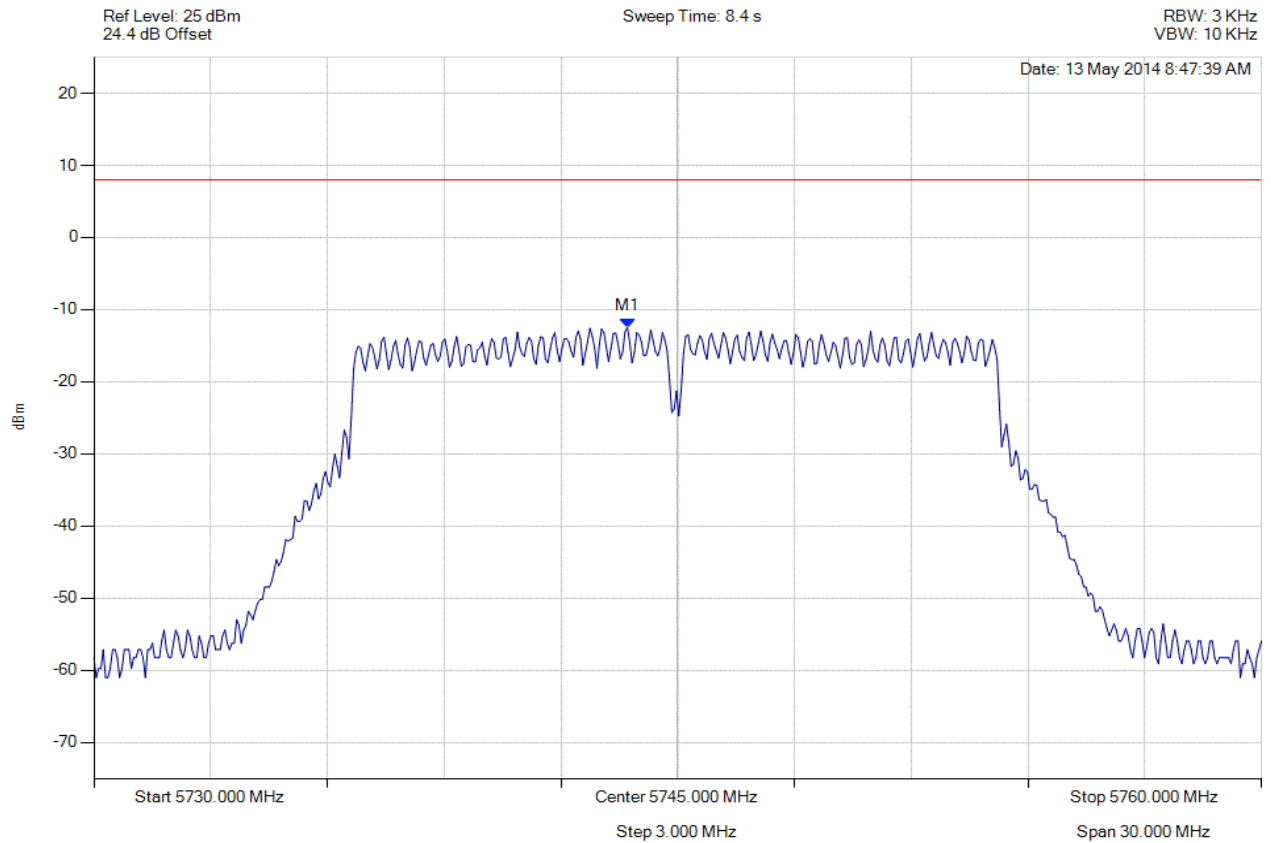


Title: Aruba Networks APIN0214, APIN0215
To: FCC 47 CFR Part 15.247 & IC RSS-210
Serial #: ARUB179-U3 Rev A
Issue Date: 24th June 2014
Page: 372 of 405



POWER SPECTRAL DENSITY - AVERAGE

Variant: 802.11a, Channel: 5745.00 MHz, SUM, Temp: Ambient, Voltage: 12 Vdc



Analyser Setup	Marker : Frequency : Amplitude	Test Results
Detector = AVERAGE Sweep Count = 0 RF Atten (dB) = 20 Trace Mode = VIEW	M1 : 5743.700 MHz : -12.481 dBm M1 + DCCF : 5743.700 MHz : -12.175 dBm Duty Cycle Correction Factor : +0.31 dB	Limit: ≤ 8.0 dBm Margin: -20.1 dB

[Back to the Matrix](#)

This test report may be reproduced in full only. The document may only be updated by MiCOM Labs personnel. Any changes will be noted in the Document History section of the report.

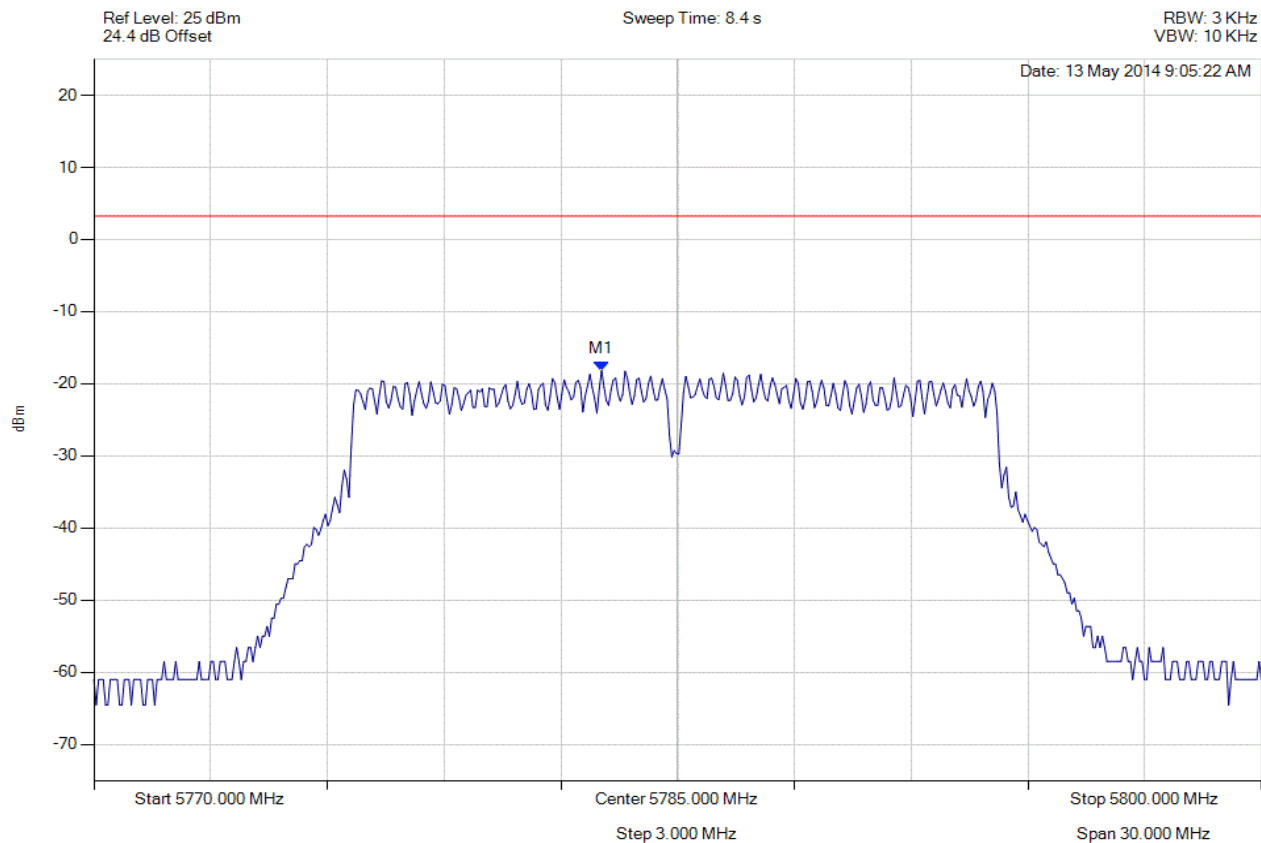


Title: Aruba Networks APIN0214, APIN0215
To: FCC 47 CFR Part 15.247 & IC RSS-210
Serial #: ARUB179-U3 Rev A
Issue Date: 24th June 2014
Page: 373 of 405



POWER SPECTRAL DENSITY - AVERAGE

Variant: 802.11a, Channel: 5785.00 MHz, Chain a, Temp: Ambient, Voltage: 12 Vdc



Analyser Setup	Marker : Frequency : Amplitude	Test Results
Detector = AVERAGE Sweep Count = 0 RF Atten (dB) = 20 Trace Mode = VIEW	M1 : 5783.046 MHz : -18.163 dBm	Limit: ≤ 3.229 dBm

[Back to the Matrix](#)

This test report may be reproduced in full only. The document may only be updated by MiCOM Labs personnel. Any changes will be noted in the Document History section of the report.

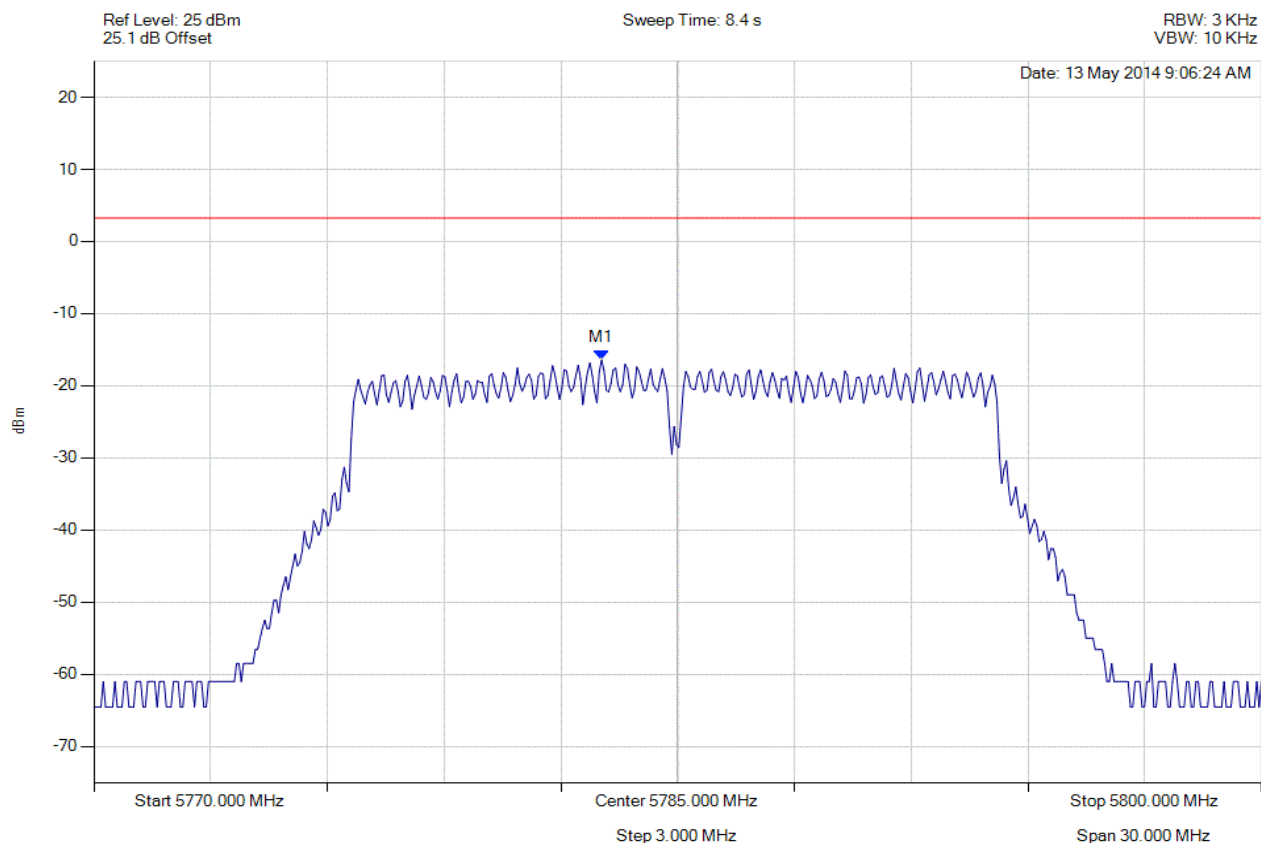


Title: Aruba Networks APIN0214, APIN0215
To: FCC 47 CFR Part 15.247 & IC RSS-210
Serial #: ARUB179-U3 Rev A
Issue Date: 24th June 2014
Page: 374 of 405



POWER SPECTRAL DENSITY - AVERAGE

Variant: 802.11a, Channel: 5785.00 MHz, Chain b, Temp: Ambient, Voltage: 12 Vdc



Analyser Setup	Marker : Frequency : Amplitude	Test Results
Detector = AVERAGE Sweep Count = 0 RF Atten (dB) = 20 Trace Mode = VIEW	M1 : 5783.046 MHz : -16.414 dBm	Limit: ≤ 3.229 dBm

[Back to the Matrix](#)

This test report may be reproduced in full only. The document may only be updated by MiCOM Labs personnel. Any changes will be noted in the Document History section of the report.

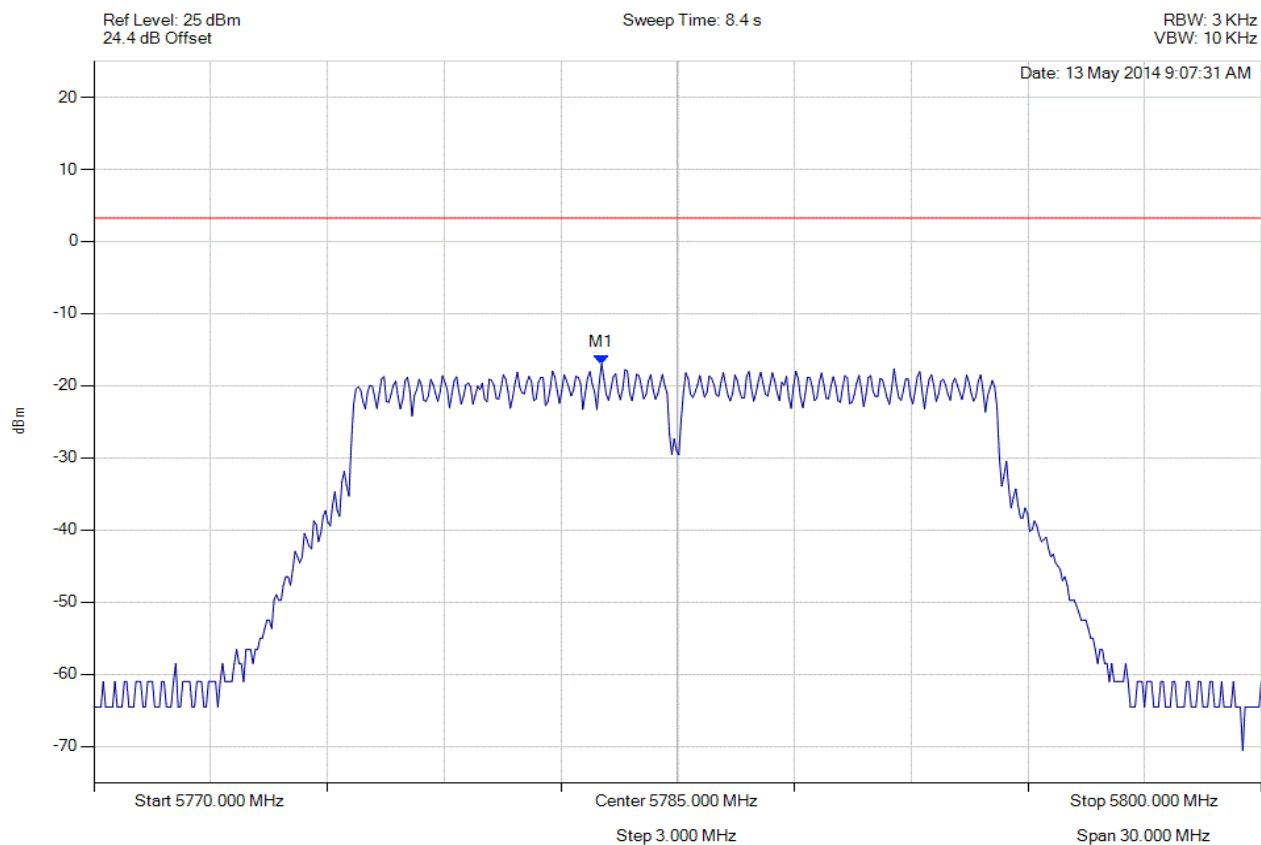


Title: Aruba Networks APIN0214, APIN0215
To: FCC 47 CFR Part 15.247 & IC RSS-210
Serial #: ARUB179-U3 Rev A
Issue Date: 24th June 2014
Page: 375 of 405



POWER SPECTRAL DENSITY - AVERAGE

Variant: 802.11a, Channel: 5785.00 MHz, Chain c, Temp: Ambient, Voltage: 12 Vdc



Analyser Setup	Marker : Frequency : Amplitude	Test Results
Detector = AVERAGE Sweep Count = 0 RF Atten (dB) = 20 Trace Mode = VIEW	M1 : 5783.046 MHz : -16.977 dBm	Limit: ≤ 3.229 dBm

[Back to the Matrix](#)

This test report may be reproduced in full only. The document may only be updated by MiCOM Labs personnel. Any changes will be noted in the Document History section of the report.

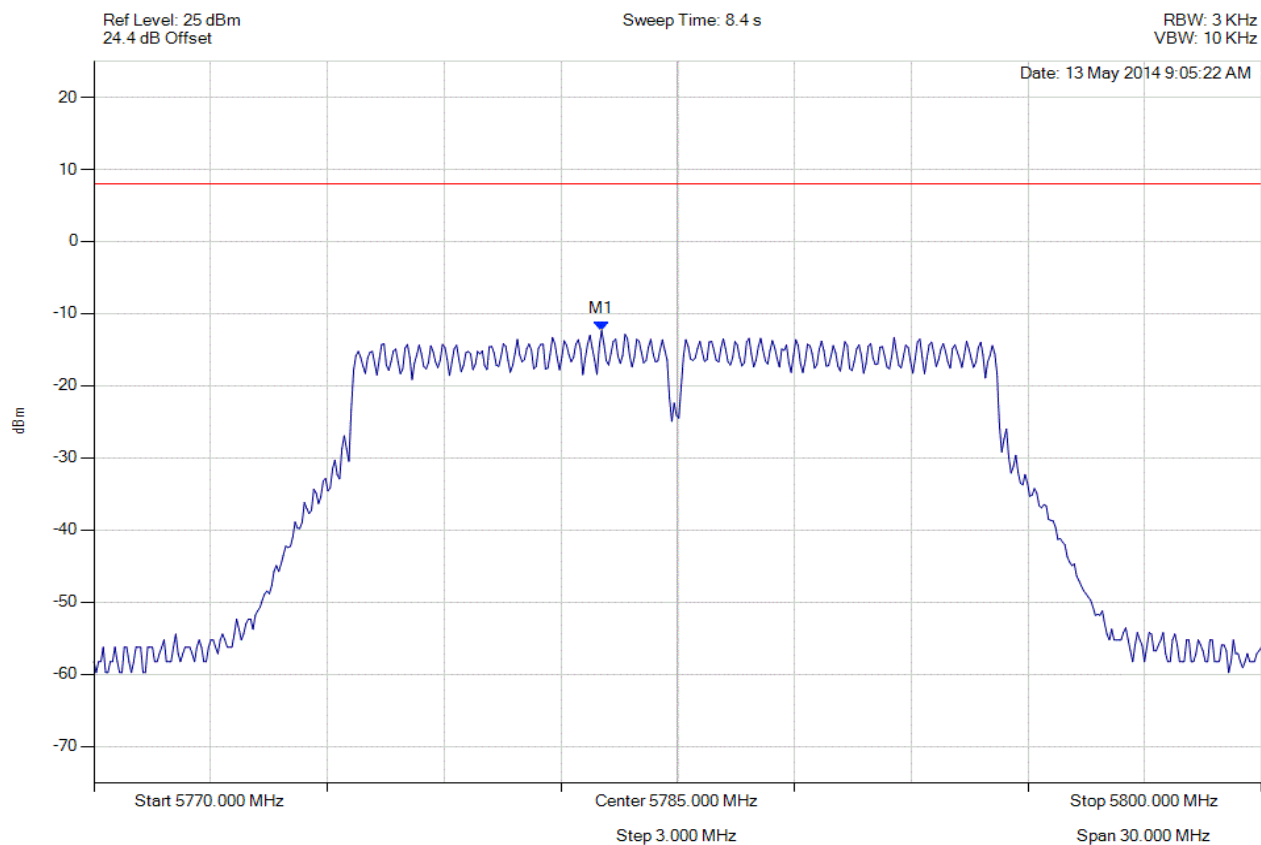


Title: Aruba Networks APIN0214, APIN0215
To: FCC 47 CFR Part 15.247 & IC RSS-210
Serial #: ARUB179-U3 Rev A
Issue Date: 24th June 2014
Page: 376 of 405



POWER SPECTRAL DENSITY - AVERAGE

Variant: 802.11a, Channel: 5785.00 MHz, SUM, Temp: Ambient, Voltage: 12 Vdc



Analyser Setup	Marker : Frequency : Amplitude	Test Results
Detector = AVERAGE Sweep Count = 0 RF Atten (dB) = 20 Trace Mode = VIEW	M1 : 5783.000 MHz : -12.354 dBm M1 + DCCF : 5783.000 MHz : -12.048 dBm Duty Cycle Correction Factor : +0.31 dB	Limit: ≤ 8.0 dBm Margin: -20.0 dB

[Back to the Matrix](#)

This test report may be reproduced in full only. The document may only be updated by MiCOM Labs personnel. Any changes will be noted in the Document History section of the report.

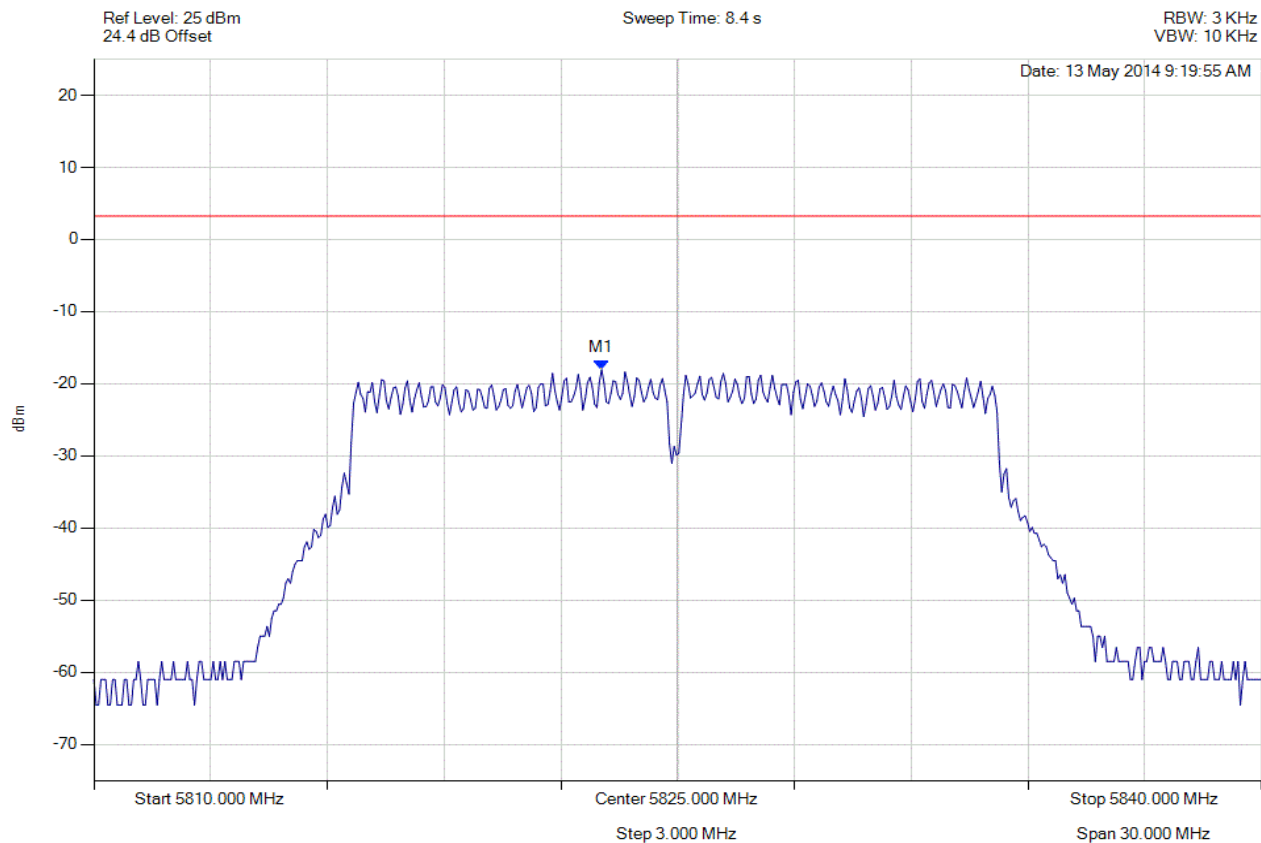


Title: Aruba Networks APIN0214, APIN0215
To: FCC 47 CFR Part 15.247 & IC RSS-210
Serial #: ARUB179-U3 Rev A
Issue Date: 24th June 2014
Page: 377 of 405



POWER SPECTRAL DENSITY - AVERAGE

Variant: 802.11a, Channel: 5825.00 MHz, Chain a, Temp: Ambient, Voltage: 12 Vdc



Analyser Setup	Marker : Frequency : Amplitude	Test Results
Detector = AVERAGE Sweep Count = 0 RF Atten (dB) = 20 Trace Mode = VIEW	M1 : 5823.046 MHz : -18.059 dBm	Limit: ≤ 3.229 dBm

[Back to the Matrix](#)

This test report may be reproduced in full only. The document may only be updated by MiCOM Labs personnel. Any changes will be noted in the Document History section of the report.

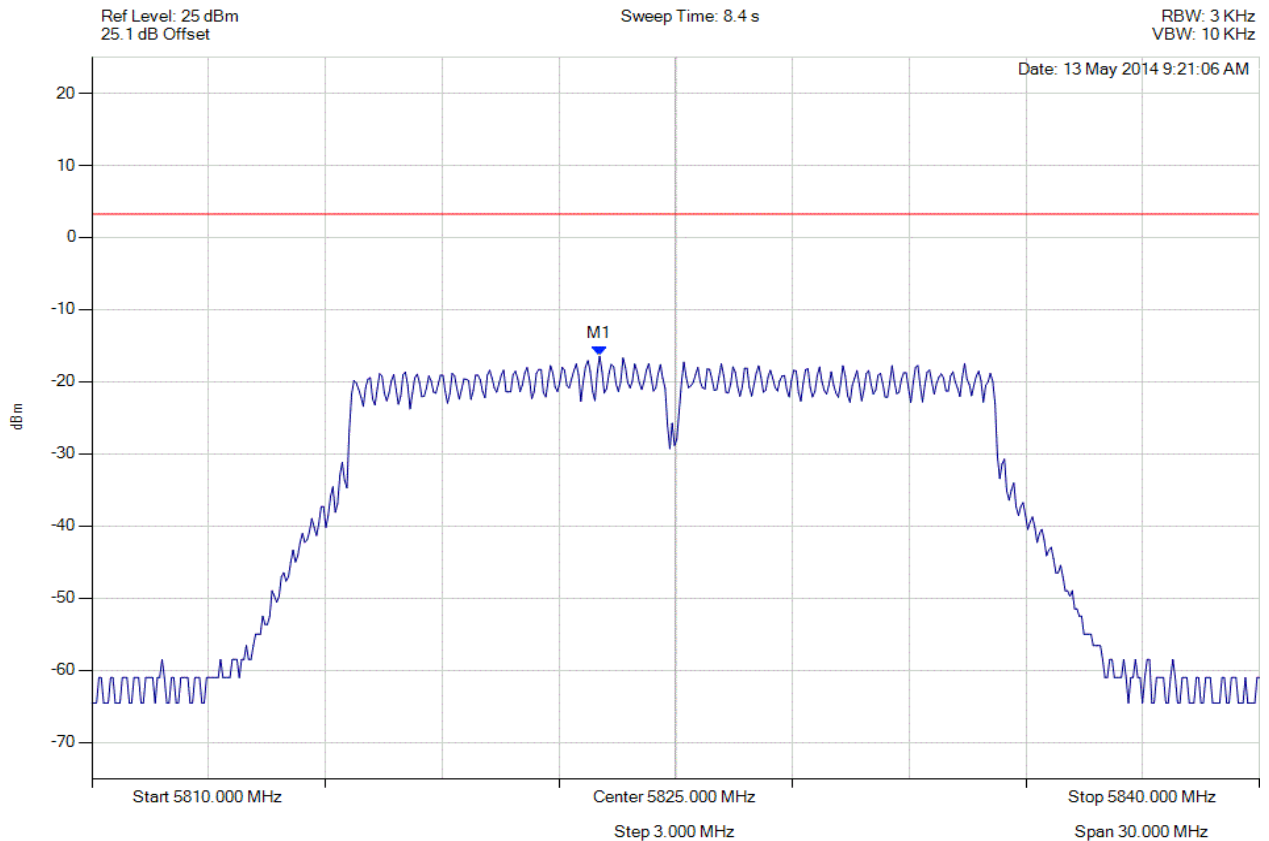


Title: Aruba Networks APIN0214, APIN0215
To: FCC 47 CFR Part 15.247 & IC RSS-210
Serial #: ARUB179-U3 Rev A
Issue Date: 24th June 2014
Page: 378 of 405



POWER SPECTRAL DENSITY - AVERAGE

Variant: 802.11a, Channel: 5825.00 MHz, Chain b, Temp: Ambient, Voltage: 12 Vdc



Analyser Setup	Marker : Frequency : Amplitude	Test Results
Detector = AVERAGE Sweep Count = 0 RF Atten (dB) = 20 Trace Mode = VIEW	M1 : 5823.046 MHz : -16.448 dBm	Limit: ≤ 3.229 dBm

[Back to the Matrix](#)

This test report may be reproduced in full only. The document may only be updated by MiCOM Labs personnel. Any changes will be noted in the Document History section of the report.

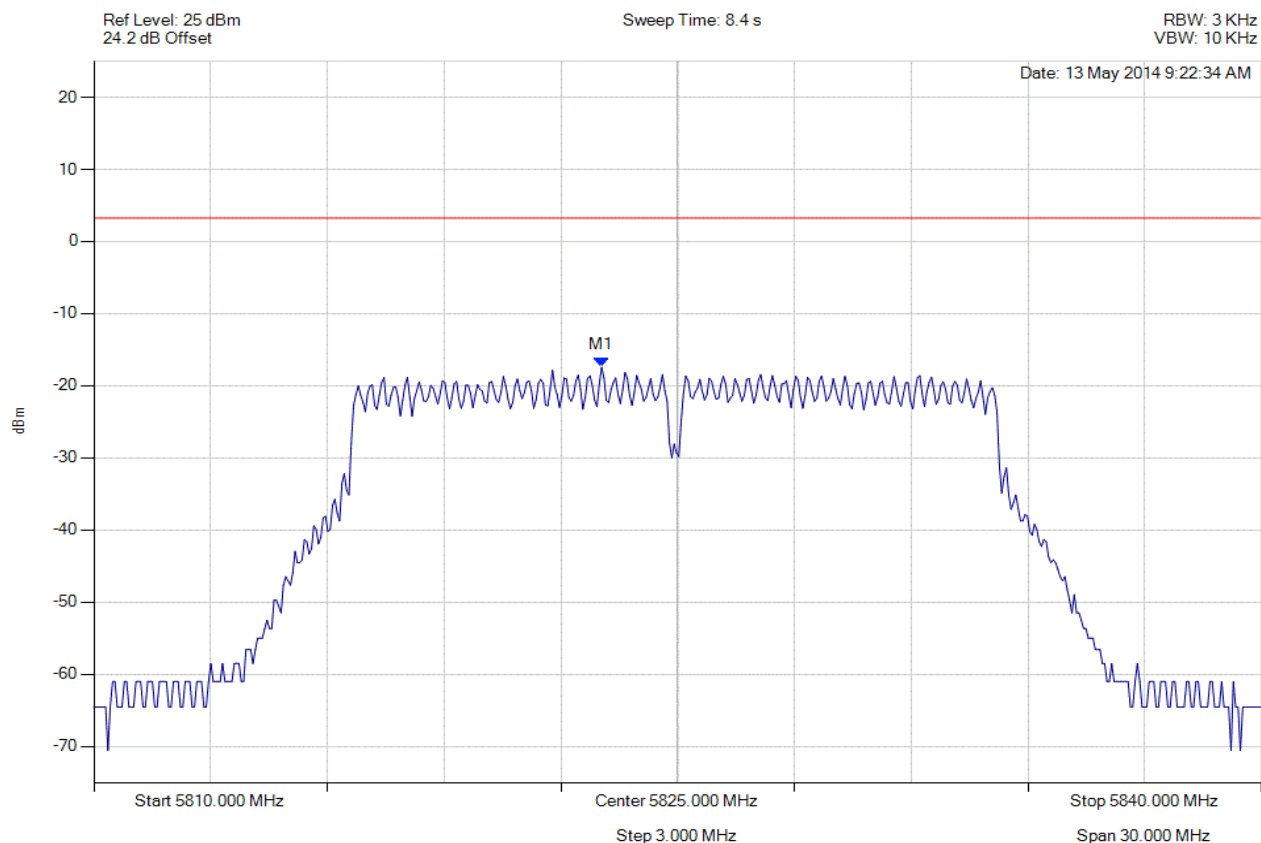


Title: Aruba Networks APIN0214, APIN0215
To: FCC 47 CFR Part 15.247 & IC RSS-210
Serial #: ARUB179-U3 Rev A
Issue Date: 24th June 2014
Page: 379 of 405



POWER SPECTRAL DENSITY - AVERAGE

Variant: 802.11a, Channel: 5825.00 MHz, Chain c, Temp: Ambient, Voltage: 12 Vdc



Analyser Setup	Marker : Frequency : Amplitude	Test Results
Detector = AVERAGE Sweep Count = 0 RF Atten (dB) = 20 Trace Mode = VIEW	M1 : 5823.046 MHz : -17.443 dBm	Limit: ≤ 3.229 dBm

[Back to the Matrix](#)

This test report may be reproduced in full only. The document may only be updated by MiCOM Labs personnel. Any changes will be noted in the Document History section of the report.

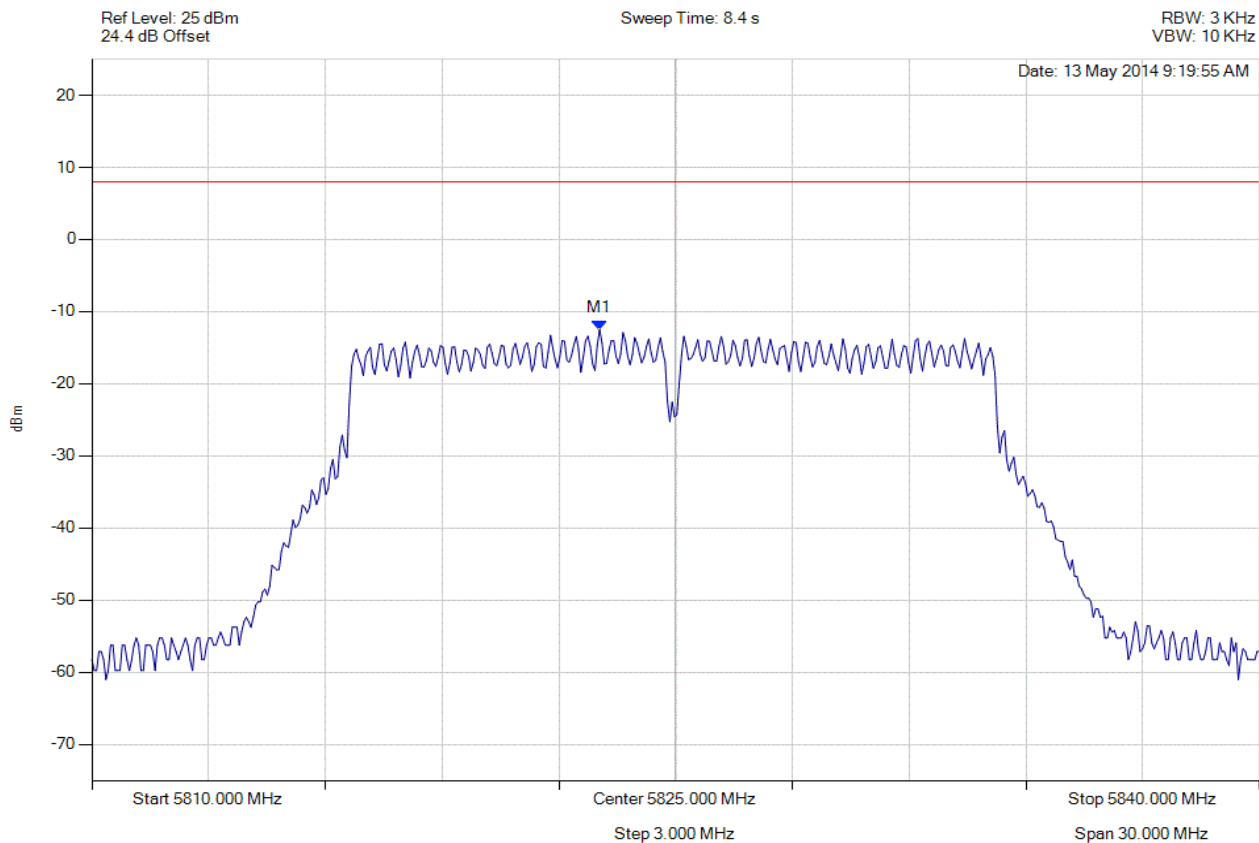


Title: Aruba Networks APIN0214, APIN0215
To: FCC 47 CFR Part 15.247 & IC RSS-210
Serial #: ARUB179-U3 Rev A
Issue Date: 24th June 2014
Page: 380 of 405



POWER SPECTRAL DENSITY - AVERAGE

Variant: 802.11a, Channel: 5825.00 MHz, SUM, Temp: Ambient, Voltage: 12 Vdc



Analyser Setup	Marker : Frequency : Amplitude	Test Results
Detector = AVERAGE Sweep Count = 0 RF Atten (dB) = 20 Trace Mode = VIEW	M1 : 5823.000 MHz : -12.494 dBm M1 + DCCF : 5823.000 MHz : -12.188 dBm Duty Cycle Correction Factor : +0.31 dB	Limit: ≤ 8.0 dBm Margin: -20.2 dB

[Back to the Matrix](#)

This test report may be reproduced in full only. The document may only be updated by MiCOM Labs personnel. Any changes will be noted in the Document History section of the report.

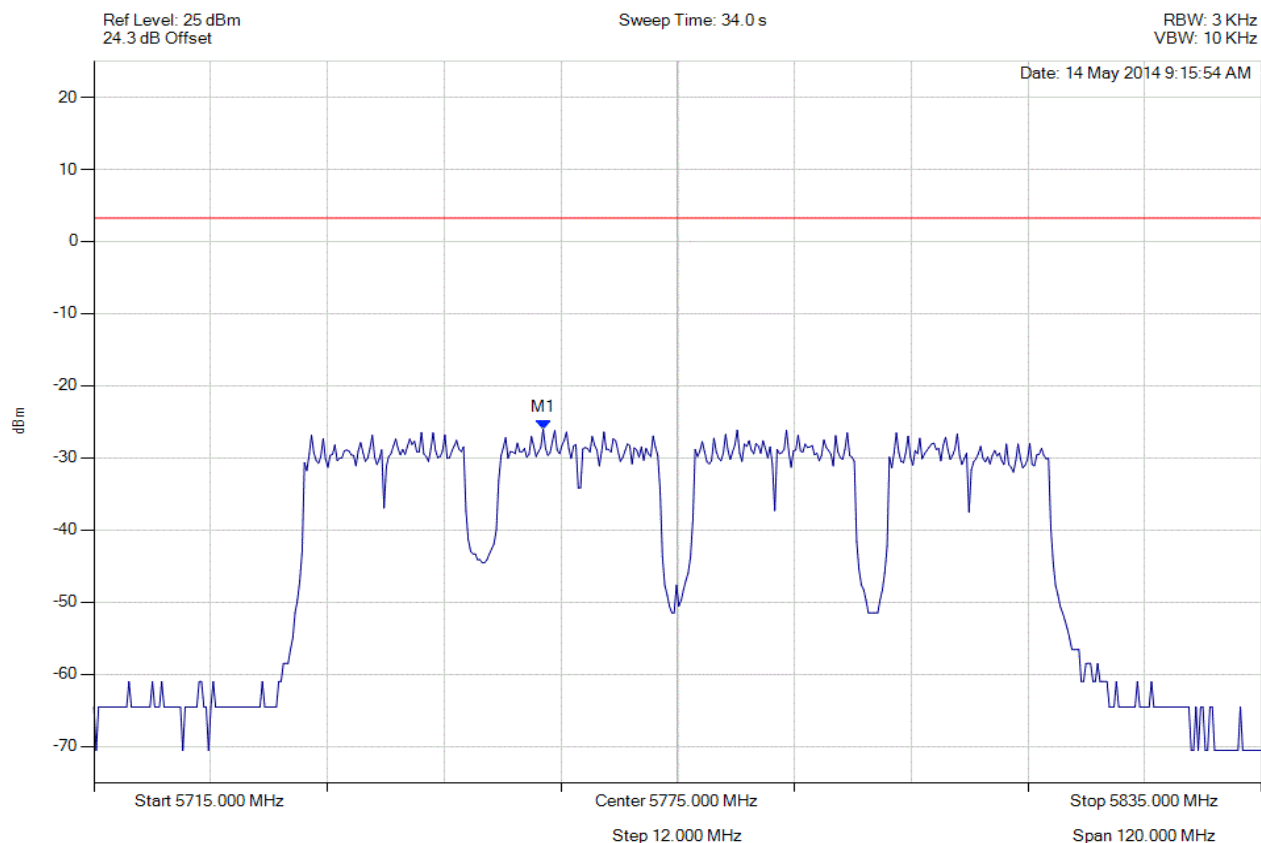


Title: Aruba Networks APIN0214, APIN0215
To: FCC 47 CFR Part 15.247 & IC RSS-210
Serial #: ARUB179-U3 Rev A
Issue Date: 24th June 2014
Page: 381 of 405



POWER SPECTRAL DENSITY - AVERAGE

Variant: 802.11ac-80, Channel: 5775.00 MHz, Chain a, Temp: Ambient, Voltage: 12 Vdc



Analyser Setup	Marker : Frequency : Amplitude	Test Results
Detector = AVERAGE Sweep Count = 0 RF Atten (dB) = 20 Trace Mode = VIEW	M1 : 5761.172 MHz : -26.008 dBm	Limit: ≤ 3.229 dBm

[Back to the Matrix](#)

This test report may be reproduced in full only. The document may only be updated by MiCOM Labs personnel. Any changes will be noted in the Document History section of the report.

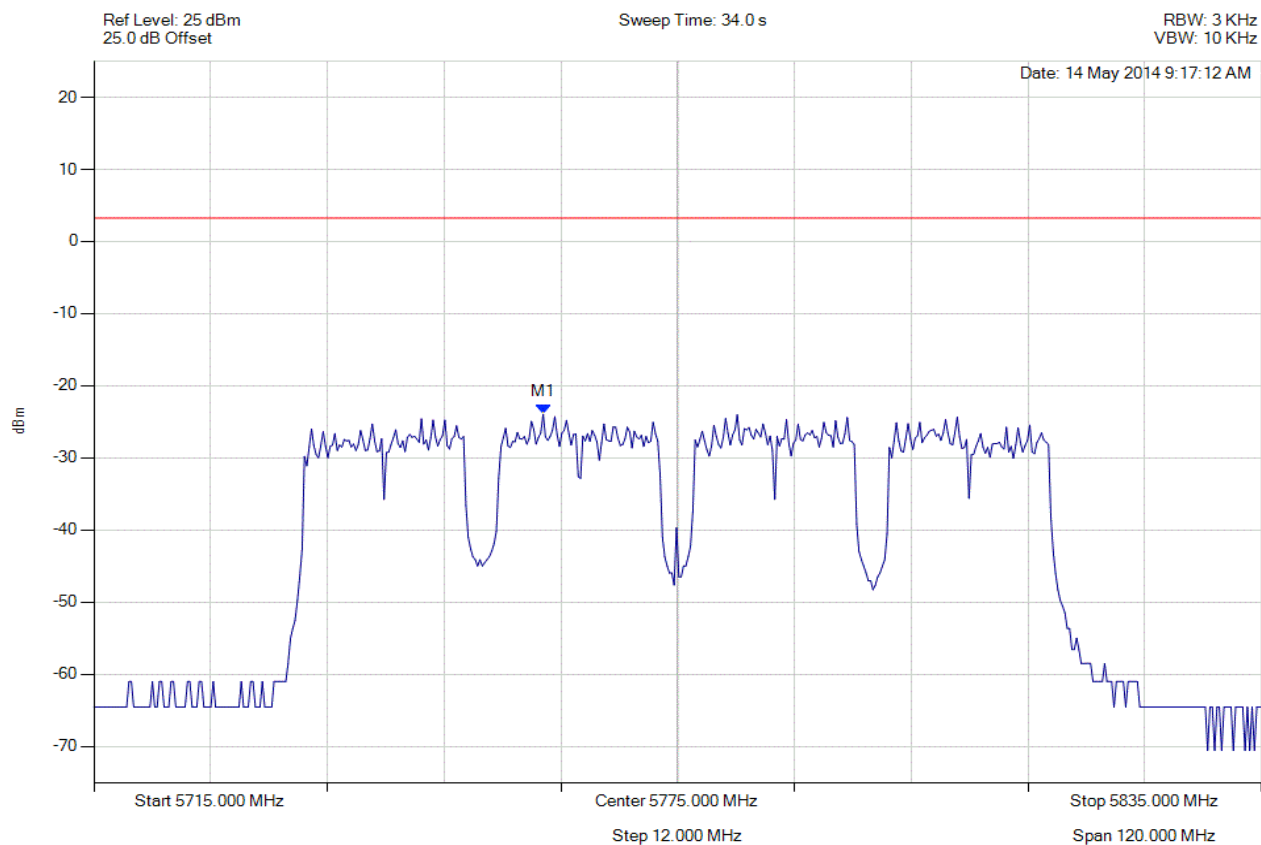


Title: Aruba Networks APIN0214, APIN0215
To: FCC 47 CFR Part 15.247 & IC RSS-210
Serial #: ARUB179-U3 Rev A
Issue Date: 24th June 2014
Page: 382 of 405



POWER SPECTRAL DENSITY - AVERAGE

Variant: 802.11ac-80, Channel: 5775.00 MHz, Chain b, Temp: Ambient, Voltage: 12 Vdc



Analyser Setup	Marker : Frequency : Amplitude	Test Results
Detector = AVERAGE Sweep Count = 0 RF Atten (dB) = 20 Trace Mode = VIEW	M1 : 5761.172 MHz : -23.957 dBm	Limit: ≤ 3.229 dBm

[Back to the Matrix](#)

This test report may be reproduced in full only. The document may only be updated by MiCOM Labs personnel. Any changes will be noted in the Document History section of the report.

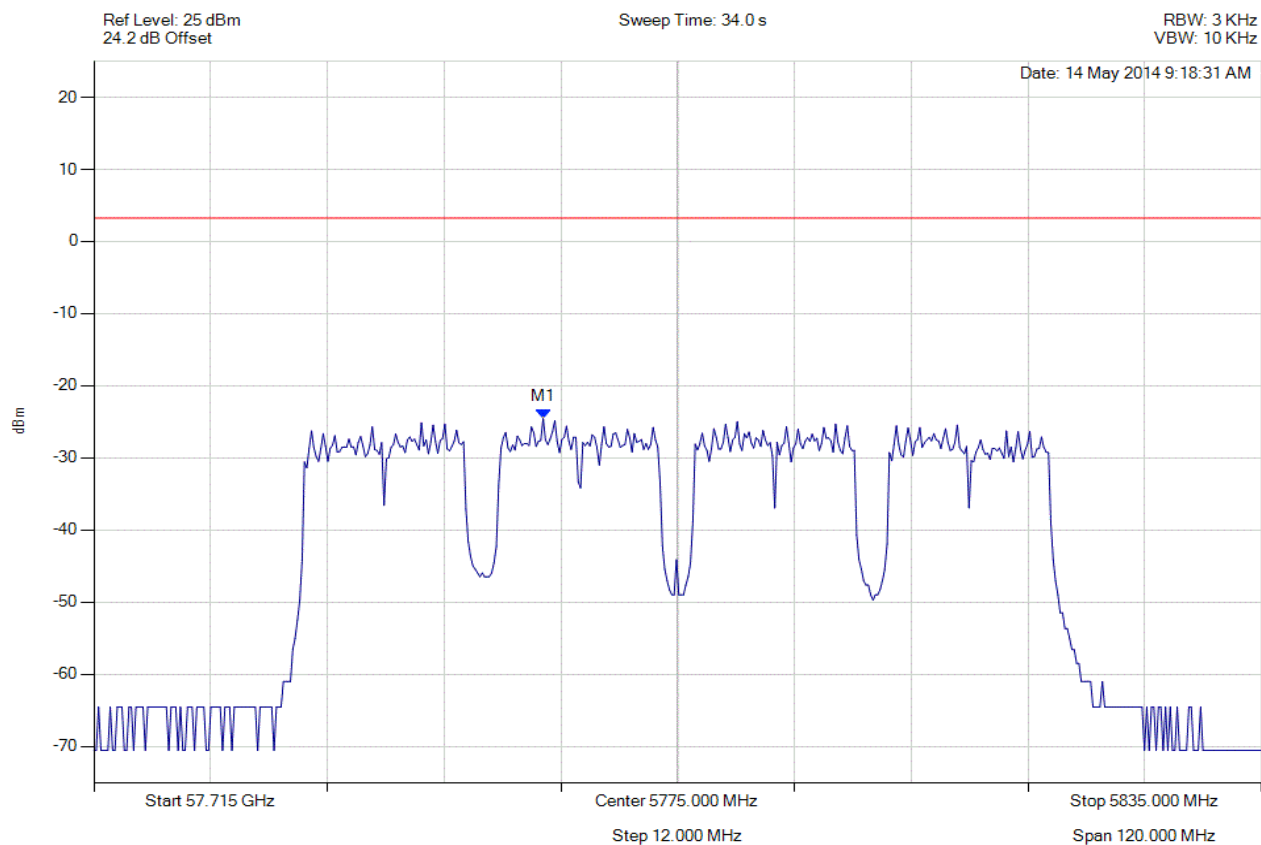


Title: Aruba Networks APIN0214, APIN0215
To: FCC 47 CFR Part 15.247 & IC RSS-210
Serial #: ARUB179-U3 Rev A
Issue Date: 24th June 2014
Page: 383 of 405



POWER SPECTRAL DENSITY - AVERAGE

Variant: 802.11ac-80, Channel: 5775.00 MHz, Chain c, Temp: Ambient, Voltage: 12 Vdc



Analyser Setup	Marker : Frequency : Amplitude	Test Results
Detector = AVERAGE Sweep Count = 0 RF Atten (dB) = 20 Trace Mode = VIEW	M1 : 5761.172 MHz : -24.545 dBm	Limit: ≤ 3.229 dBm

[Back to the Matrix](#)

This test report may be reproduced in full only. The document may only be updated by MiCOM Labs personnel. Any changes will be noted in the Document History section of the report.

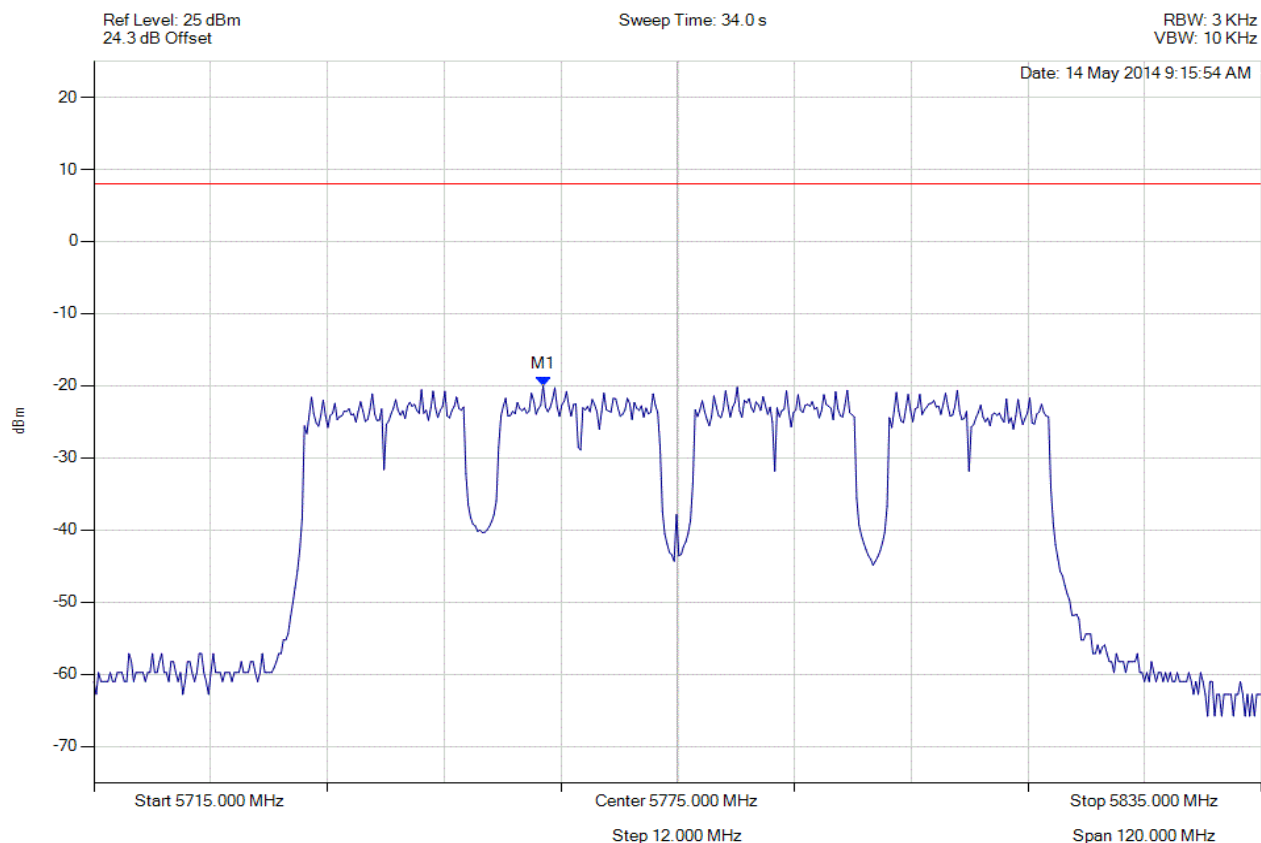


Title: Aruba Networks APIN0214, APIN0215
To: FCC 47 CFR Part 15.247 & IC RSS-210
Serial #: ARUB179-U3 Rev A
Issue Date: 24th June 2014
Page: 384 of 405



POWER SPECTRAL DENSITY - AVERAGE

Variant: 802.11ac-80, Channel: 5775.00 MHz, SUM, Temp: Ambient, Voltage: 12 Vdc



Analyser Setup	Marker : Frequency : Amplitude	Test Results
Detector = AVERAGE Sweep Count = 0 RF Atten (dB) = 20 Trace Mode = VIEW	M1 : 5761.200 MHz : -19.983 dBm M1 + DCCF : 5761.200 MHz : -19.525 dBm Duty Cycle Correction Factor : +0.46 dB	Limit: ≤ 8.0 dBm Margin: -27.5 dB

[Back to the Matrix](#)

This test report may be reproduced in full only. The document may only be updated by MiCOM Labs personnel. Any changes will be noted in the Document History section of the report.

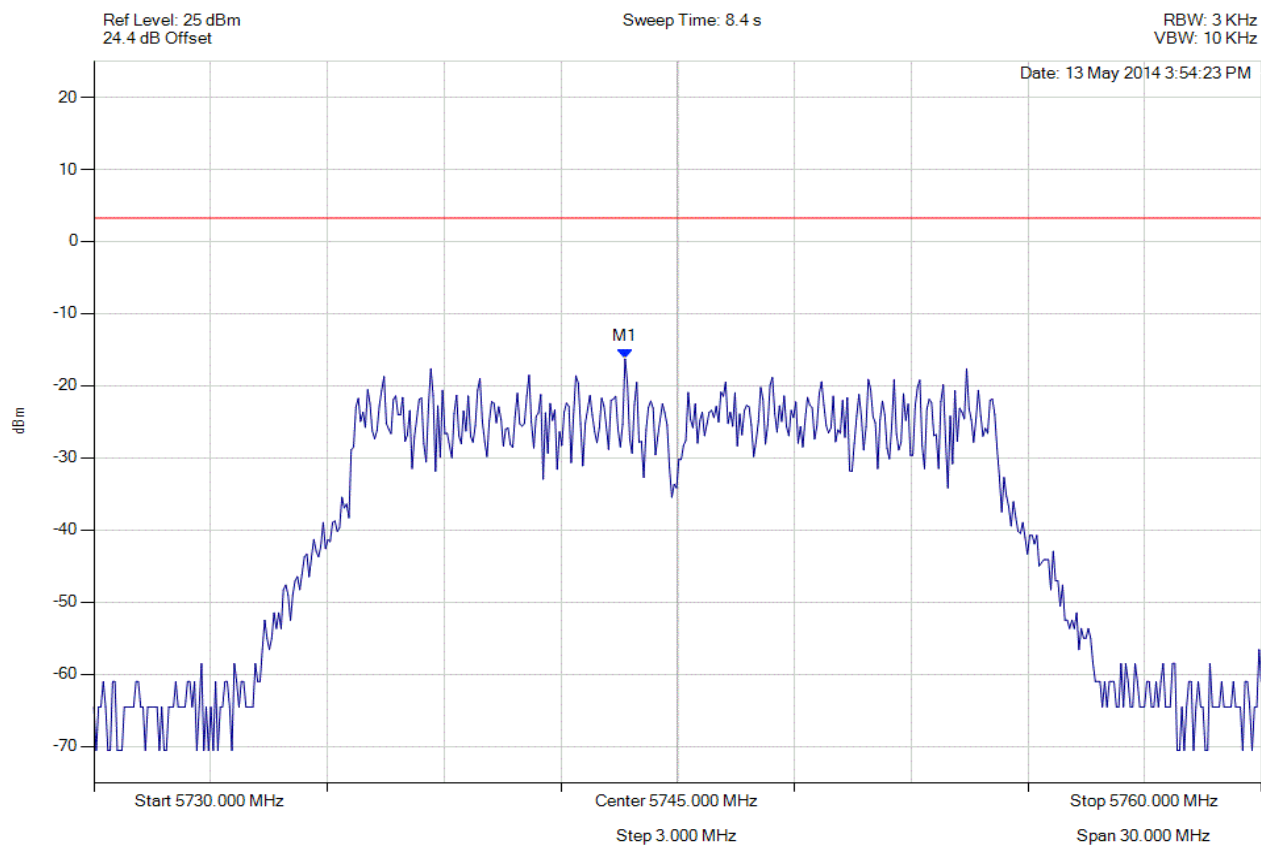


Title: Aruba Networks APIN0214, APIN0215
To: FCC 47 CFR Part 15.247 & IC RSS-210
Serial #: ARUB179-U3 Rev A
Issue Date: 24th June 2014
Page: 385 of 405



POWER SPECTRAL DENSITY - AVERAGE

Variant: 802.11n HT-20, Channel: 5745.00 MHz, Chain a, Temp: Ambient, Voltage: 12 Vdc



Analyser Setup	Marker : Frequency : Amplitude	Test Results
Detector = AVERAGE Sweep Count = 0 RF Atten (dB) = 20 Trace Mode = VIEW	M1 : 5743.647 MHz : -16.279 dBm	Limit: ≤ 3.229 dBm

[Back to the Matrix](#)

This test report may be reproduced in full only. The document may only be updated by MiCOM Labs personnel. Any changes will be noted in the Document History section of the report.

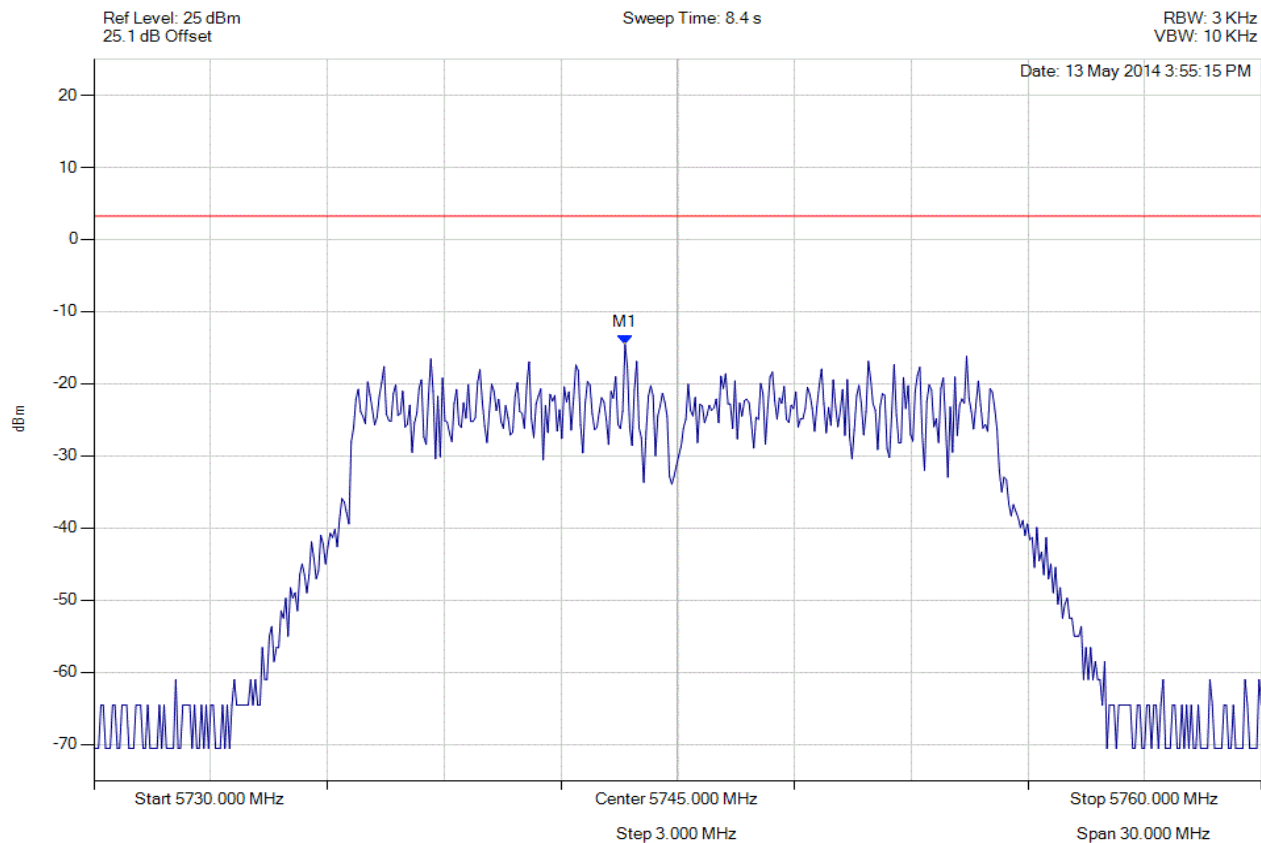


Title: Aruba Networks APIN0214, APIN0215
To: FCC 47 CFR Part 15.247 & IC RSS-210
Serial #: ARUB179-U3 Rev A
Issue Date: 24th June 2014
Page: 386 of 405



POWER SPECTRAL DENSITY - AVERAGE

Variant: 802.11n HT-20, Channel: 5745.00 MHz, Chain b, Temp: Ambient, Voltage: 12 Vdc



Analyser Setup	Marker : Frequency : Amplitude	Test Results
Detector = AVERAGE Sweep Count = 0 RF Atten (dB) = 20 Trace Mode = VIEW	M1 : 5743.647 MHz : -14.551 dBm	Limit: ≤ 3.229 dBm

[Back to the Matrix](#)

This test report may be reproduced in full only. The document may only be updated by MiCOM Labs personnel. Any changes will be noted in the Document History section of the report.

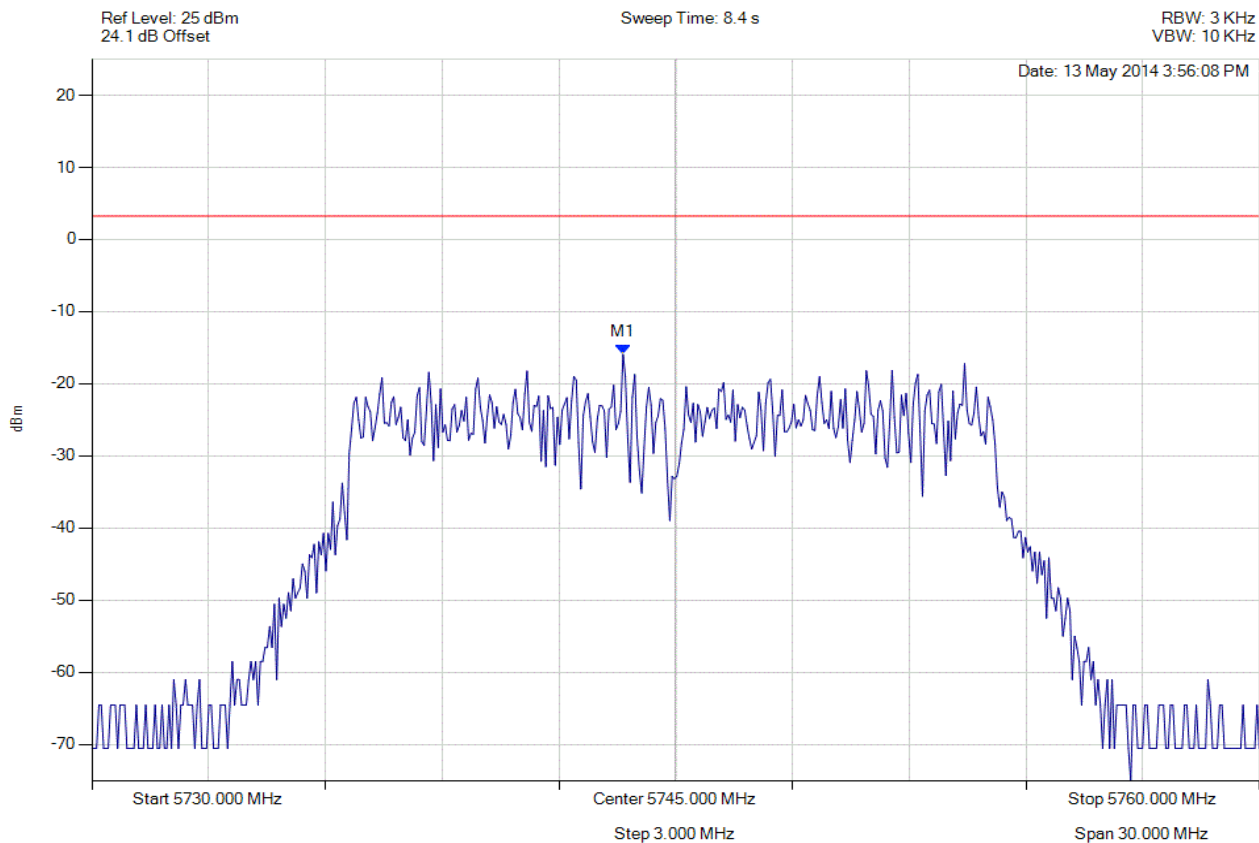


Title: Aruba Networks APIN0214, APIN0215
To: FCC 47 CFR Part 15.247 & IC RSS-210
Serial #: ARUB179-U3 Rev A
Issue Date: 24th June 2014
Page: 387 of 405



POWER SPECTRAL DENSITY - AVERAGE

Variant: 802.11n HT-20, Channel: 5745.00 MHz, Chain c, Temp: Ambient, Voltage: 12 Vdc



Analyser Setup	Marker : Frequency : Amplitude	Test Results
Detector = AVERAGE Sweep Count = 0 RF Atten (dB) = 20 Trace Mode = VIEW	M1 : 5743.647 MHz : -15.917 dBm	Limit: ≤ 3.229 dBm

[Back to the Matrix](#)

This test report may be reproduced in full only. The document may only be updated by MiCOM Labs personnel. Any changes will be noted in the Document History section of the report.

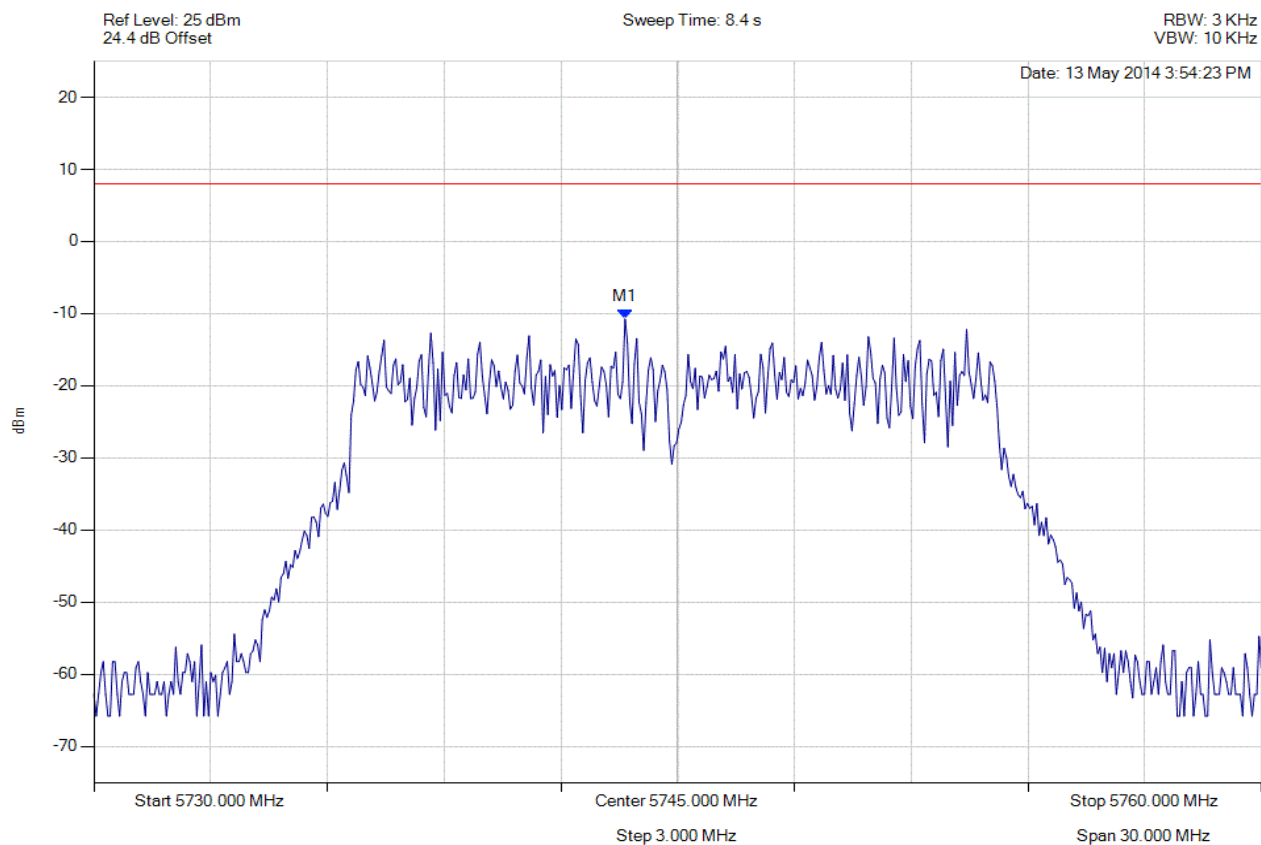


Title: Aruba Networks APIN0214, APIN0215
To: FCC 47 CFR Part 15.247 & IC RSS-210
Serial #: ARUB179-U3 Rev A
Issue Date: 24th June 2014
Page: 388 of 405



POWER SPECTRAL DENSITY - AVERAGE

Variant: 802.11n HT-20, Channel: 5745.00 MHz, SUM, Temp: Ambient, Voltage: 12 Vdc



Analyser Setup	Marker : Frequency : Amplitude	Test Results
Detector = AVERAGE Sweep Count = 0 RF Atten (dB) = 20 Trace Mode = VIEW	M1 : 5743.600 MHz : -10.746 dBm M1 + DCCF : 5743.600 MHz : -10.284 dBm Duty Cycle Correction Factor : +0.46 dB	Limit: ≤ 8.0 dBm Margin: -18.3 dB

[Back to the Matrix](#)

This test report may be reproduced in full only. The document may only be updated by MiCOM Labs personnel. Any changes will be noted in the Document History section of the report.

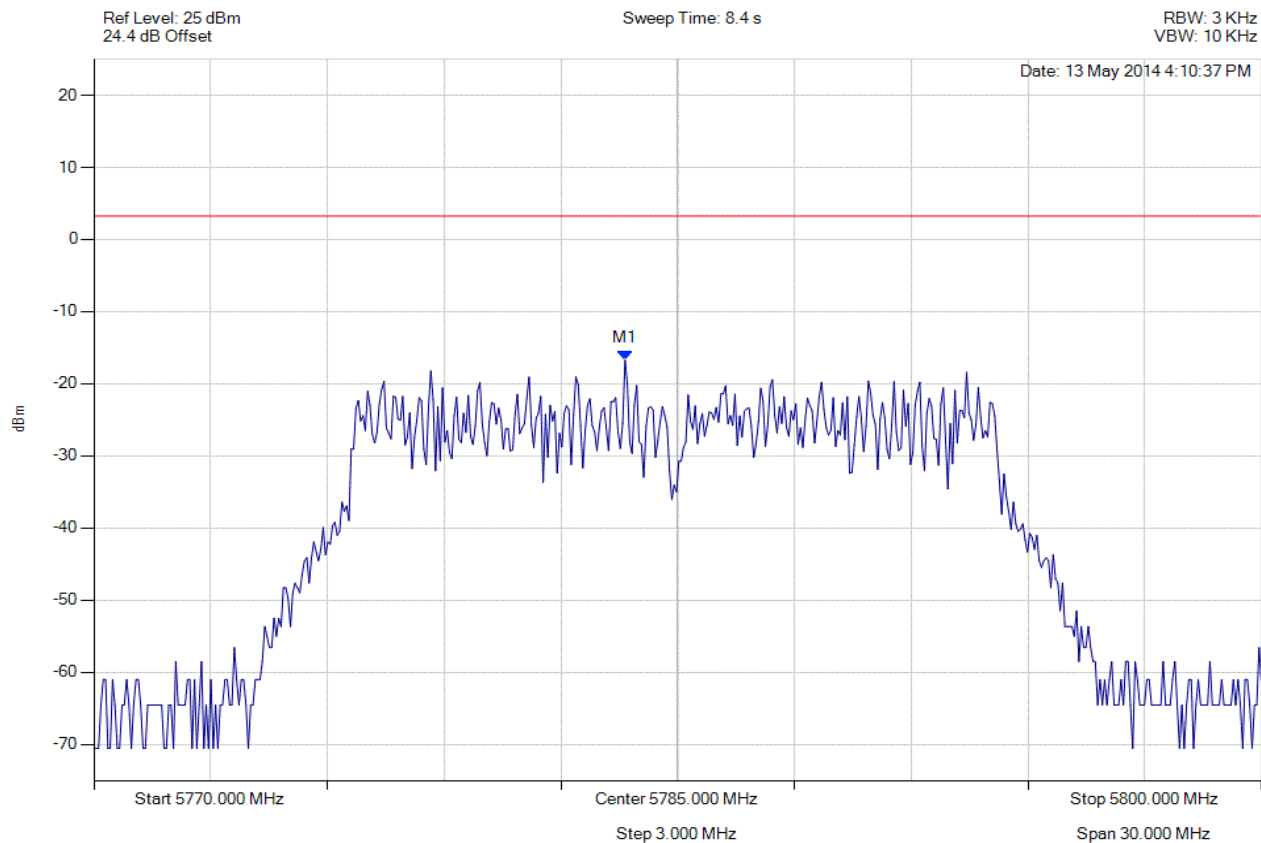


Title: Aruba Networks APIN0214, APIN0215
To: FCC 47 CFR Part 15.247 & IC RSS-210
Serial #: ARUB179-U3 Rev A
Issue Date: 24th June 2014
Page: 389 of 405



POWER SPECTRAL DENSITY - AVERAGE

Variant: 802.11n HT-20, Channel: 5785.00 MHz, Chain a, Temp: Ambient, Voltage: 12 Vdc



Analyser Setup	Marker : Frequency : Amplitude	Test Results
Detector = AVERAGE Sweep Count = 0 RF Atten (dB) = 20 Trace Mode = VIEW	M1 : 5783.647 MHz : -16.744 dBm	Limit: ≤ 3.229 dBm

[Back to the Matrix](#)

This test report may be reproduced in full only. The document may only be updated by MiCOM Labs personnel. Any changes will be noted in the Document History section of the report.

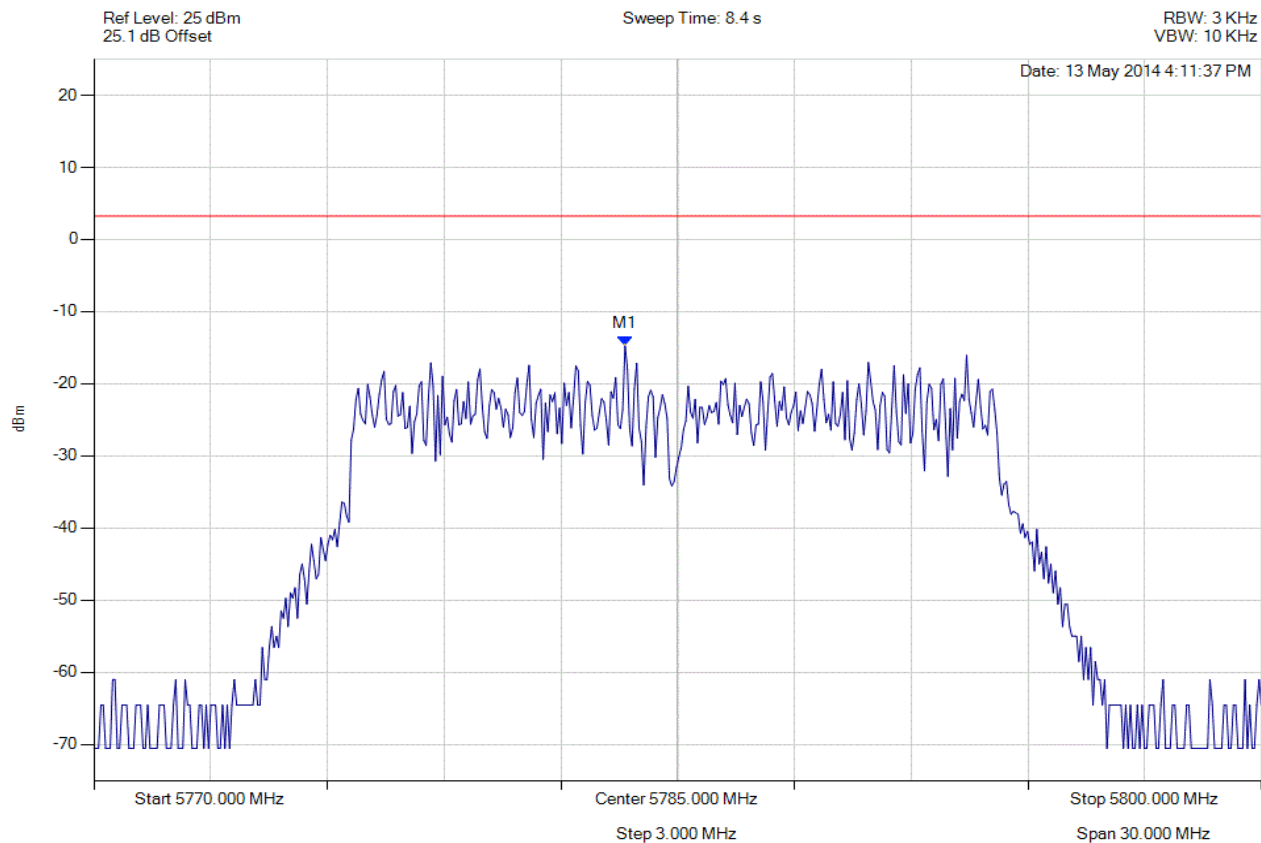


Title: Aruba Networks APIN0214, APIN0215
To: FCC 47 CFR Part 15.247 & IC RSS-210
Serial #: ARUB179-U3 Rev A
Issue Date: 24th June 2014
Page: 390 of 405



POWER SPECTRAL DENSITY - AVERAGE

Variant: 802.11n HT-20, Channel: 5785.00 MHz, Chain b, Temp: Ambient, Voltage: 12 Vdc



Analyser Setup	Marker : Frequency : Amplitude	Test Results
Detector = AVERAGE Sweep Count = 0 RF Atten (dB) = 20 Trace Mode = VIEW	M1 : 5783.647 MHz : -14.746 dBm	Limit: ≤ 3.229 dBm

[Back to the Matrix](#)

This test report may be reproduced in full only. The document may only be updated by MiCOM Labs personnel. Any changes will be noted in the Document History section of the report.

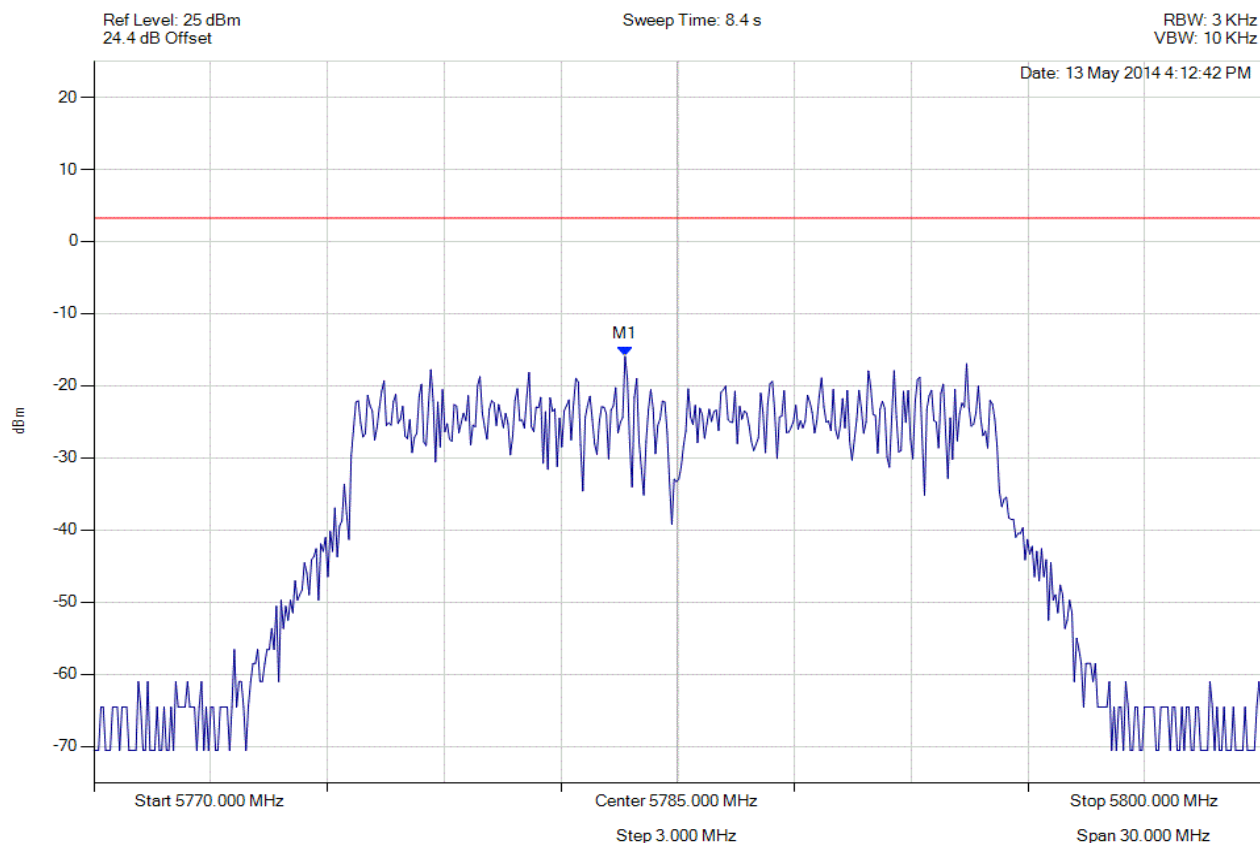


Title: Aruba Networks APIN0214, APIN0215
To: FCC 47 CFR Part 15.247 & IC RSS-210
Serial #: ARUB179-U3 Rev A
Issue Date: 24th June 2014
Page: 391 of 405



POWER SPECTRAL DENSITY - AVERAGE

Variant: 802.11n HT-20, Channel: 5785.00 MHz, Chain c, Temp: Ambient, Voltage: 12 Vdc



Analyser Setup	Marker : Frequency : Amplitude	Test Results
Detector = AVERAGE Sweep Count = 0 RF Atten (dB) = 20 Trace Mode = VIEW	M1 : 5783.647 MHz : -15.934 dBm	Limit: ≤ 3.229 dBm

[Back to the Matrix](#)

This test report may be reproduced in full only. The document may only be updated by MiCOM Labs personnel. Any changes will be noted in the Document History section of the report.

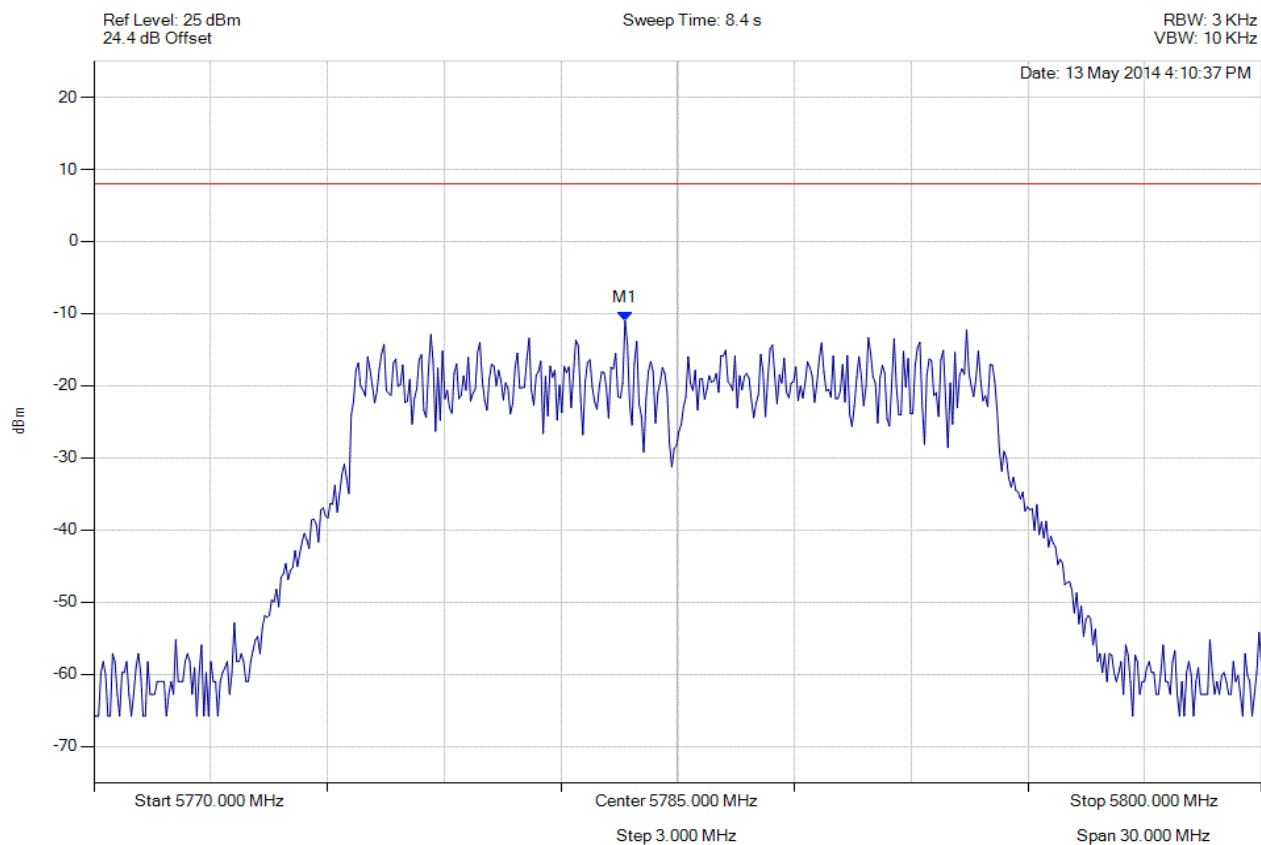


Title: Aruba Networks APIN0214, APIN0215
To: FCC 47 CFR Part 15.247 & IC RSS-210
Serial #: ARUB179-U3 Rev A
Issue Date: 24th June 2014
Page: 392 of 405



POWER SPECTRAL DENSITY - AVERAGE

Variant: 802.11n HT-20, Channel: 5785.00 MHz, SUM, Temp: Ambient, Voltage: 12 Vdc



Analyser Setup	Marker : Frequency : Amplitude	Test Results
Detector = AVERAGE Sweep Count = 0 RF Atten (dB) = 20 Trace Mode = VIEW	M1 : 5783.600 MHz : -10.958 dBm M1 + DCCF : 5783.600 MHz : -10.496 dBm Duty Cycle Correction Factor : +0.46 dB	Limit: ≤ 8.0 dBm Margin: -18.5 dB

[Back to the Matrix](#)

This test report may be reproduced in full only. The document may only be updated by MiCOM Labs personnel. Any changes will be noted in the Document History section of the report.

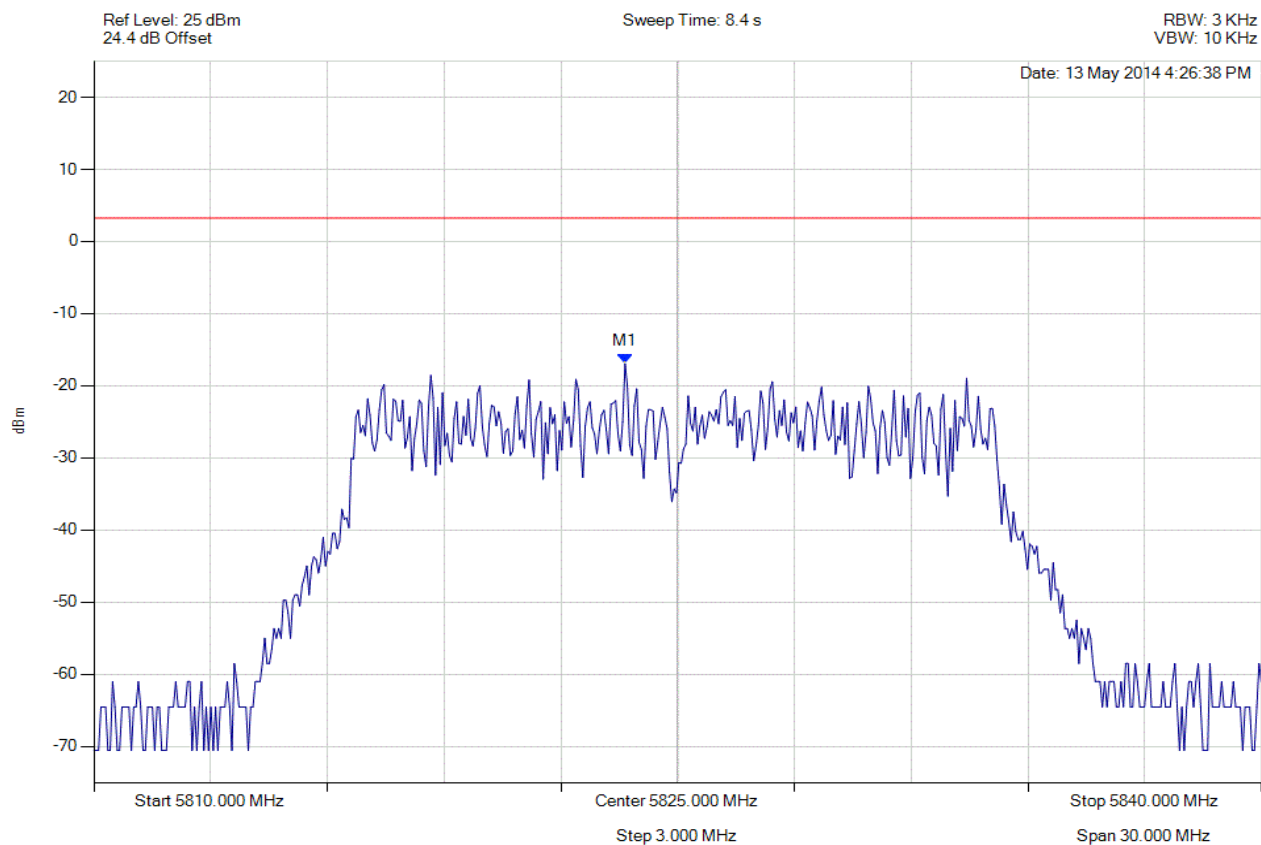


Title: Aruba Networks APIN0214, APIN0215
To: FCC 47 CFR Part 15.247 & IC RSS-210
Serial #: ARUB179-U3 Rev A
Issue Date: 24th June 2014
Page: 393 of 405



POWER SPECTRAL DENSITY - AVERAGE

Variant: 802.11n HT-20, Channel: 5825.00 MHz, Chain a, Temp: Ambient, Voltage: 12 Vdc



Analyser Setup	Marker : Frequency : Amplitude	Test Results
Detector = AVERAGE Sweep Count = 0 RF Atten (dB) = 20 Trace Mode = VIEW	M1 : 5823.647 MHz : -16.941 dBm	Limit: ≤ 3.229 dBm

[Back to the Matrix](#)

This test report may be reproduced in full only. The document may only be updated by MiCOM Labs personnel. Any changes will be noted in the Document History section of the report.

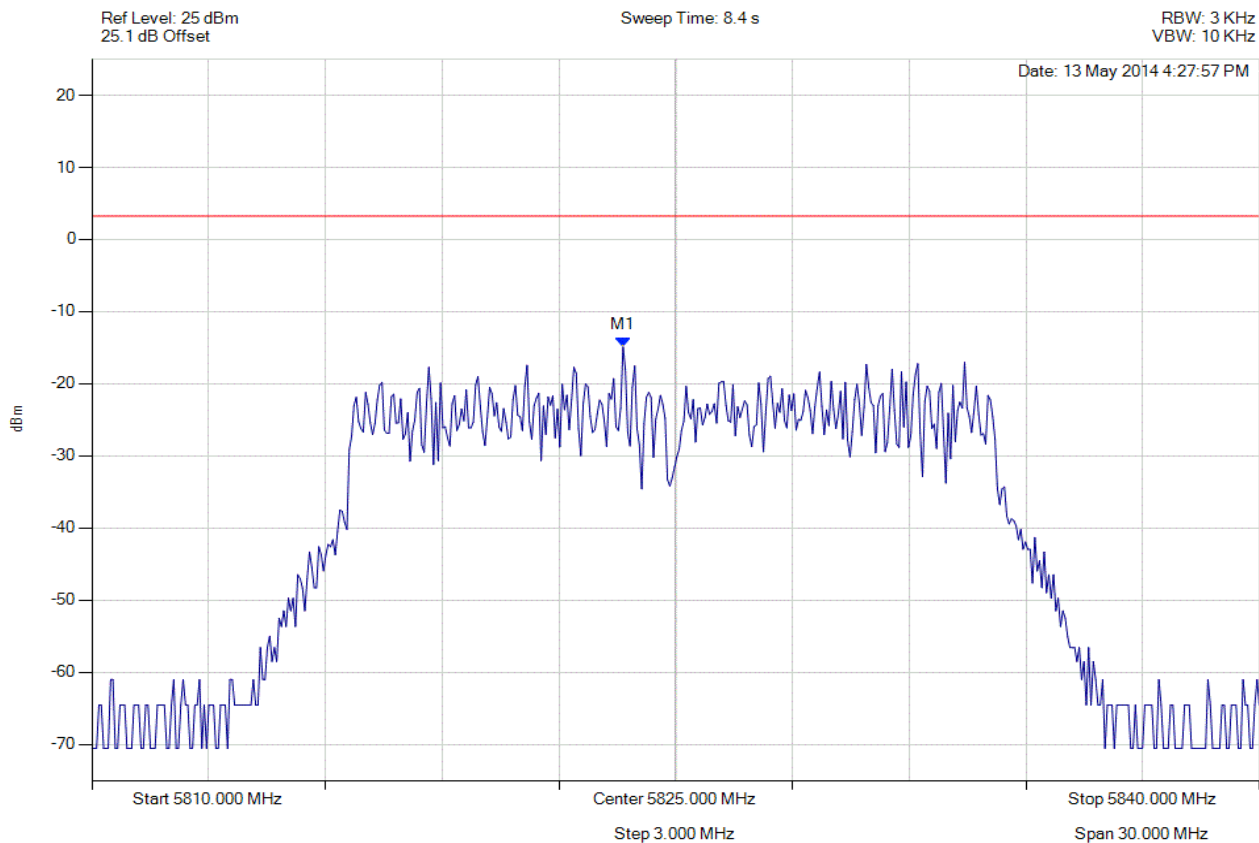


Title: Aruba Networks APIN0214, APIN0215
To: FCC 47 CFR Part 15.247 & IC RSS-210
Serial #: ARUB179-U3 Rev A
Issue Date: 24th June 2014
Page: 394 of 405



POWER SPECTRAL DENSITY - AVERAGE

Variant: 802.11n HT-20, Channel: 5825.00 MHz, Chain b, Temp: Ambient, Voltage: 12 Vdc



Analyser Setup	Marker : Frequency : Amplitude	Test Results
Detector = AVERAGE Sweep Count = 0 RF Atten (dB) = 20 Trace Mode = VIEW	M1 : 5823.647 MHz : -14.902 dBm	Limit: ≤ 3.229 dBm

[Back to the Matrix](#)

This test report may be reproduced in full only. The document may only be updated by MiCOM Labs personnel. Any changes will be noted in the Document History section of the report.

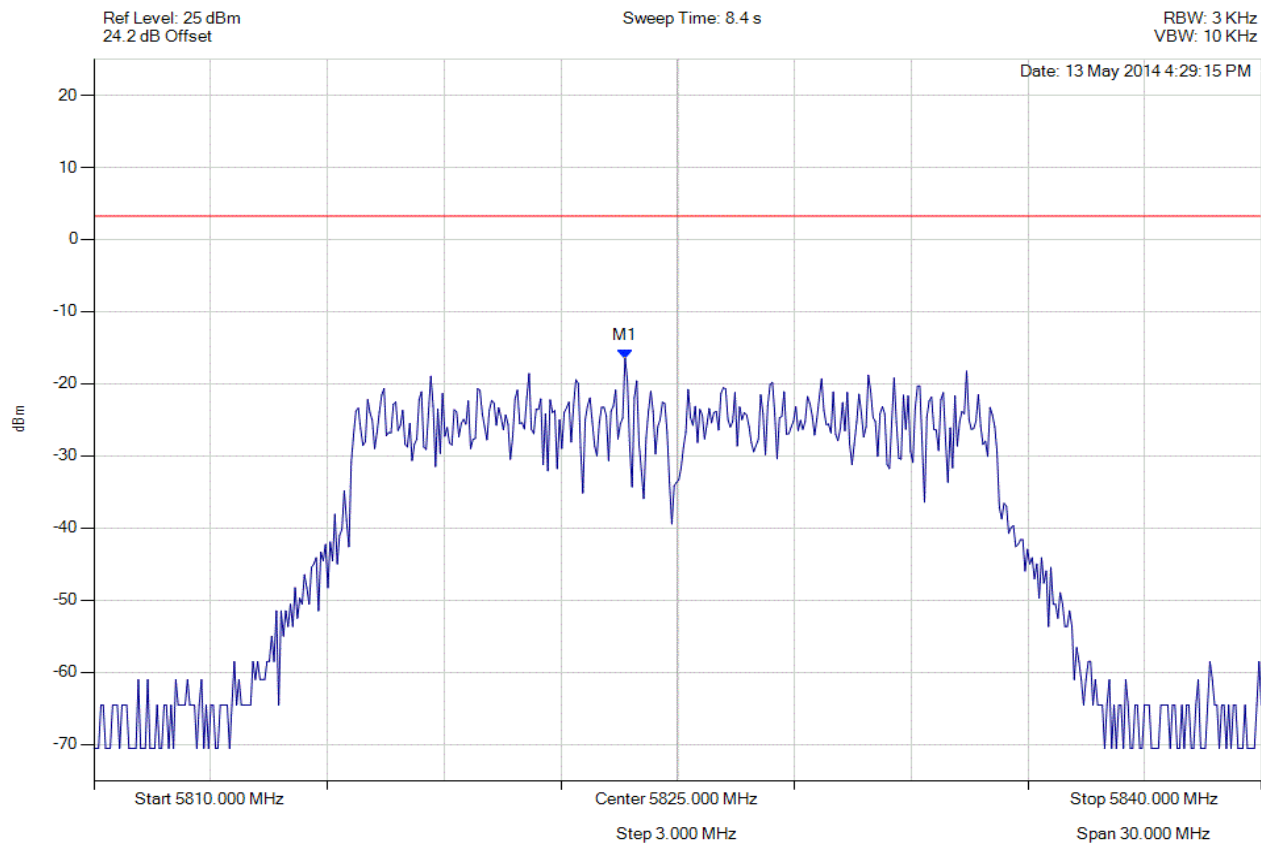


Title: Aruba Networks APIN0214, APIN0215
To: FCC 47 CFR Part 15.247 & IC RSS-210
Serial #: ARUB179-U3 Rev A
Issue Date: 24th June 2014
Page: 395 of 405



POWER SPECTRAL DENSITY - AVERAGE

Variant: 802.11n HT-20, Channel: 5825.00 MHz, Chain c, Temp: Ambient, Voltage: 12 Vdc



Analyser Setup	Marker : Frequency : Amplitude	Test Results
Detector = AVERAGE Sweep Count = 0 RF Atten (dB) = 20 Trace Mode = VIEW	M1 : 5823.647 MHz : -16.465 dBm	Limit: ≤ 3.229 dBm

[Back to the Matrix](#)

This test report may be reproduced in full only. The document may only be updated by MiCOM Labs personnel. Any changes will be noted in the Document History section of the report.

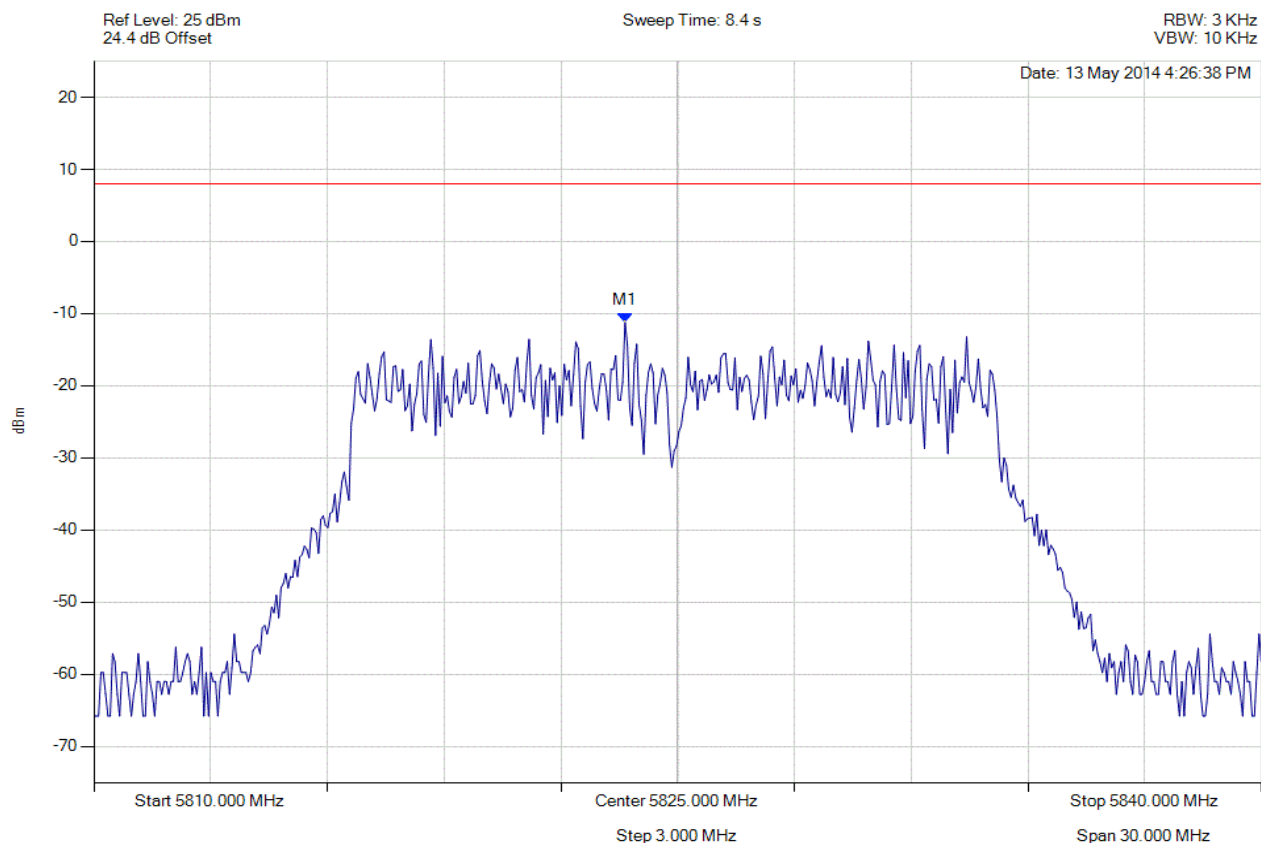


Title: Aruba Networks APIN0214, APIN0215
To: FCC 47 CFR Part 15.247 & IC RSS-210
Serial #: ARUB179-U3 Rev A
Issue Date: 24th June 2014
Page: 396 of 405



POWER SPECTRAL DENSITY - AVERAGE

Variant: 802.11n HT-20, Channel: 5825.00 MHz, SUM, Temp: Ambient, Voltage: 12 Vdc



Analyser Setup	Marker : Frequency : Amplitude	Test Results
Detector = AVERAGE Sweep Count = 0 RF Atten (dB) = 20 Trace Mode = VIEW	M1 : 5823.600 MHz : -11.241 dBm M1 + DCCF : 5823.600 MHz : -10.779 dBm Duty Cycle Correction Factor : +0.46 dB	Limit: ≤ 8.0 dBm Margin: -18.7 dB

[Back to the Matrix](#)

This test report may be reproduced in full only. The document may only be updated by MiCOM Labs personnel. Any changes will be noted in the Document History section of the report.

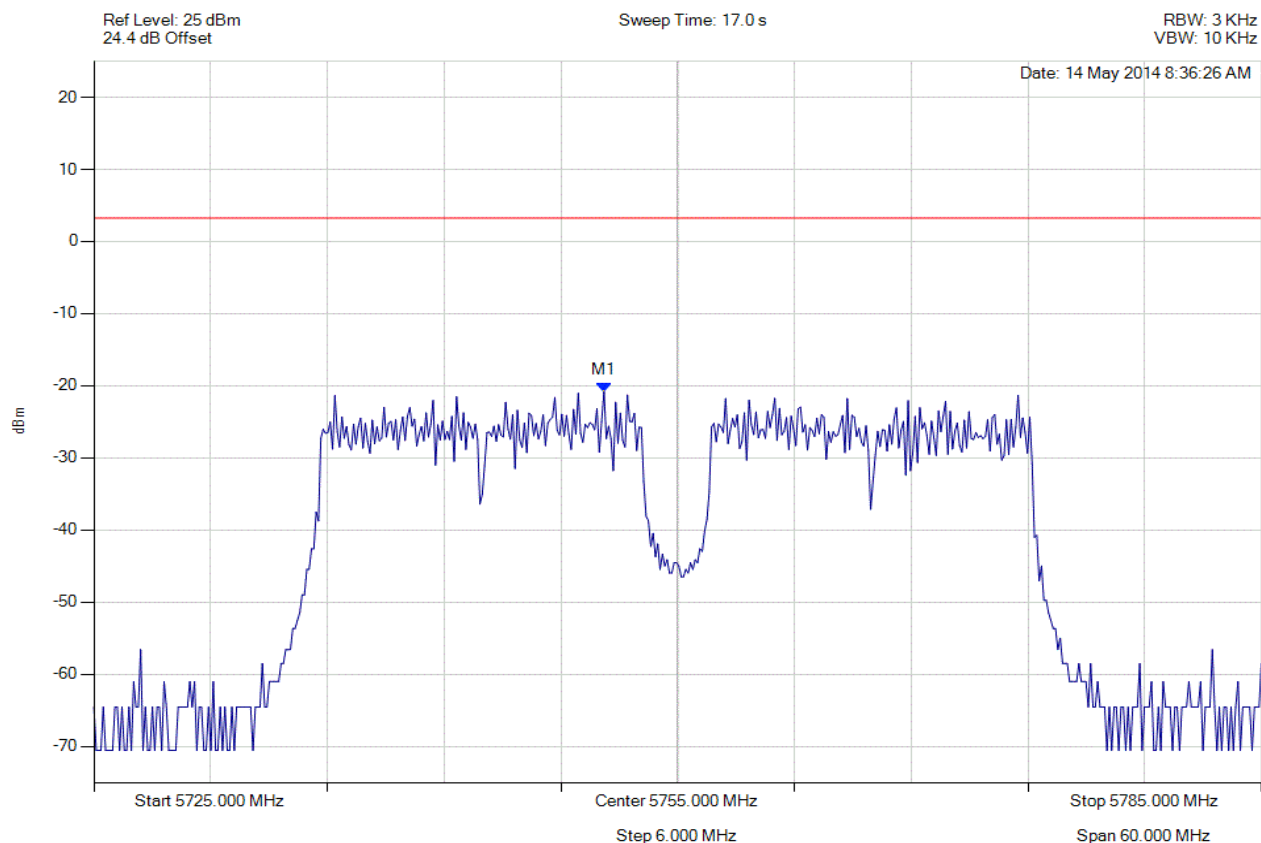


Title: Aruba Networks APIN0214, APIN0215
To: FCC 47 CFR Part 15.247 & IC RSS-210
Serial #: ARUB179-U3 Rev A
Issue Date: 24th June 2014
Page: 397 of 405



POWER SPECTRAL DENSITY - AVERAGE

Variant: 802.11n HT-40, Channel: 5755.00 MHz, Chain a, Temp: Ambient, Voltage: 12 Vdc



Analyser Setup	Marker : Frequency : Amplitude	Test Results
Detector = AVERAGE Sweep Count = 0 RF Atten (dB) = 20 Trace Mode = VIEW	M1 : 5751.212 MHz : -20.823 dBm	Limit: ≤ 3.229 dBm

[Back to the Matrix](#)

This test report may be reproduced in full only. The document may only be updated by MiCOM Labs personnel. Any changes will be noted in the Document History section of the report.

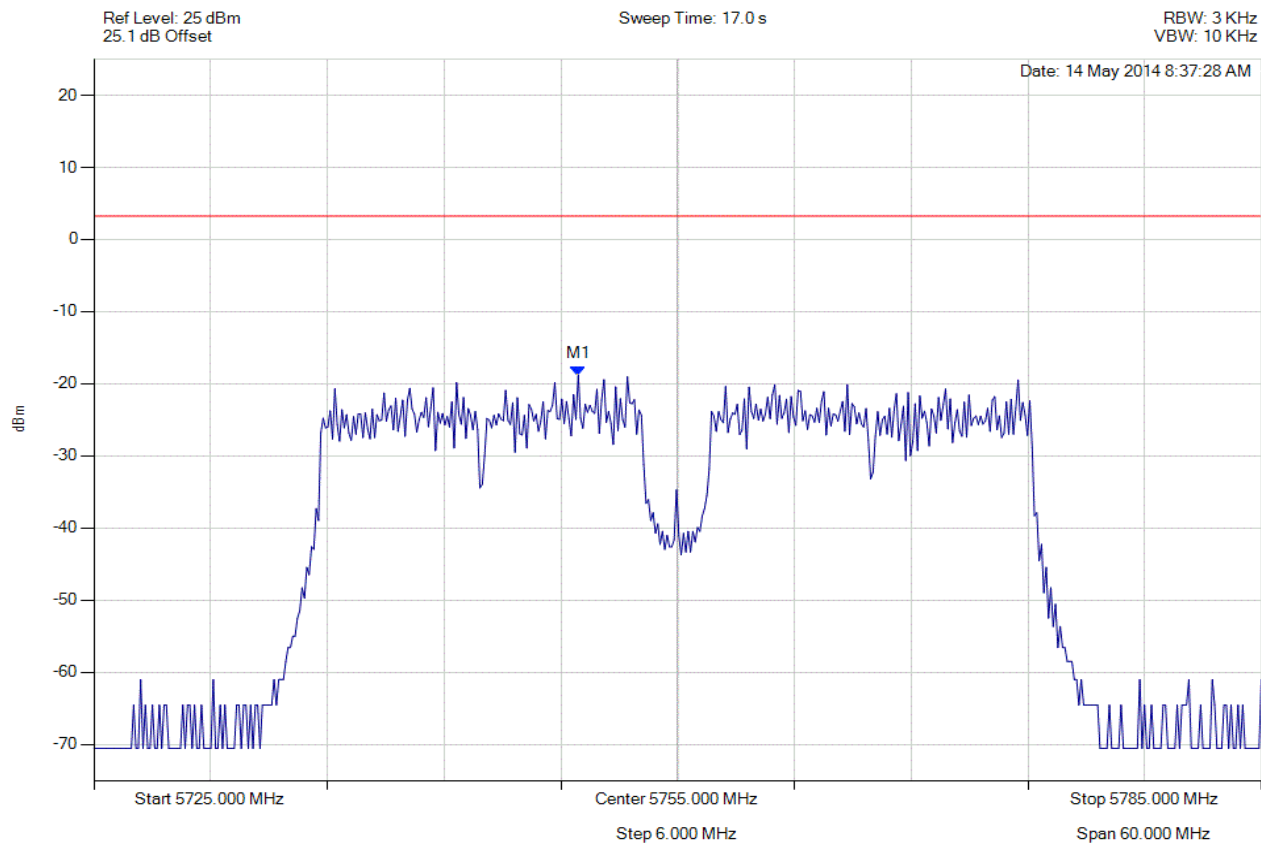


Title: Aruba Networks APIN0214, APIN0215
To: FCC 47 CFR Part 15.247 & IC RSS-210
Serial #: ARUB179-U3 Rev A
Issue Date: 24th June 2014
Page: 398 of 405



POWER SPECTRAL DENSITY - AVERAGE

Variant: 802.11n HT-40, Channel: 5755.00 MHz, Chain b, Temp: Ambient, Voltage: 12 Vdc



Analyser Setup	Marker : Frequency : Amplitude	Test Results
Detector = AVERAGE Sweep Count = 0 RF Atten (dB) = 20 Trace Mode = VIEW	M1 : 5749.890 MHz : -18.834 dBm	Limit: ≤ 3.229 dBm

[Back to the Matrix](#)

This test report may be reproduced in full only. The document may only be updated by MiCOM Labs personnel. Any changes will be noted in the Document History section of the report.

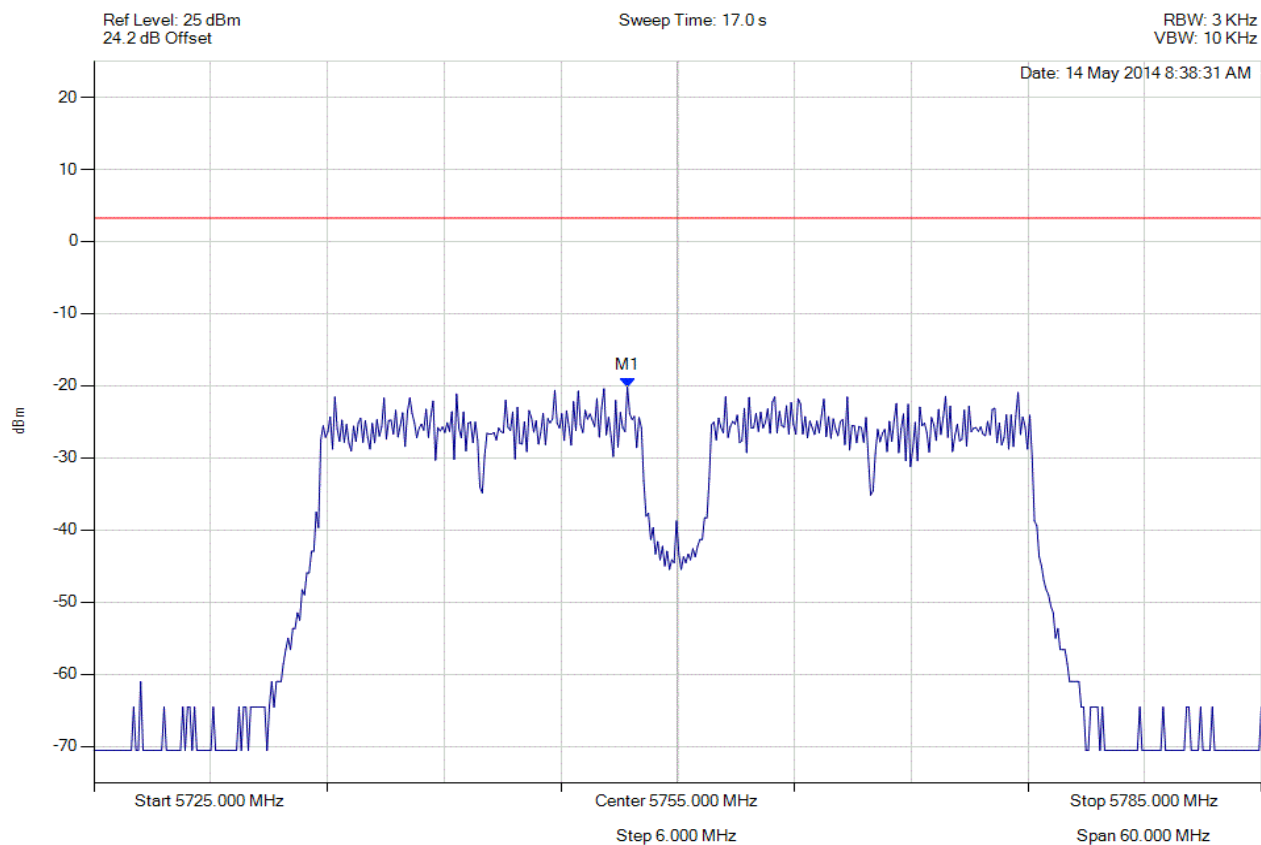


Title: Aruba Networks APIN0214, APIN0215
To: FCC 47 CFR Part 15.247 & IC RSS-210
Serial #: ARUB179-U3 Rev A
Issue Date: 24th June 2014
Page: 399 of 405



POWER SPECTRAL DENSITY - AVERAGE

Variant: 802.11n HT-40, Channel: 5755.00 MHz, Chain c, Temp: Ambient, Voltage: 12 Vdc



Analyser Setup	Marker : Frequency : Amplitude	Test Results
Detector = AVERAGE Sweep Count = 0 RF Atten (dB) = 20 Trace Mode = VIEW	M1 : 5752.415 MHz : -20.143 dBm	Limit: ≤ 3.229 dBm

[Back to the Matrix](#)

This test report may be reproduced in full only. The document may only be updated by MiCOM Labs personnel. Any changes will be noted in the Document History section of the report.

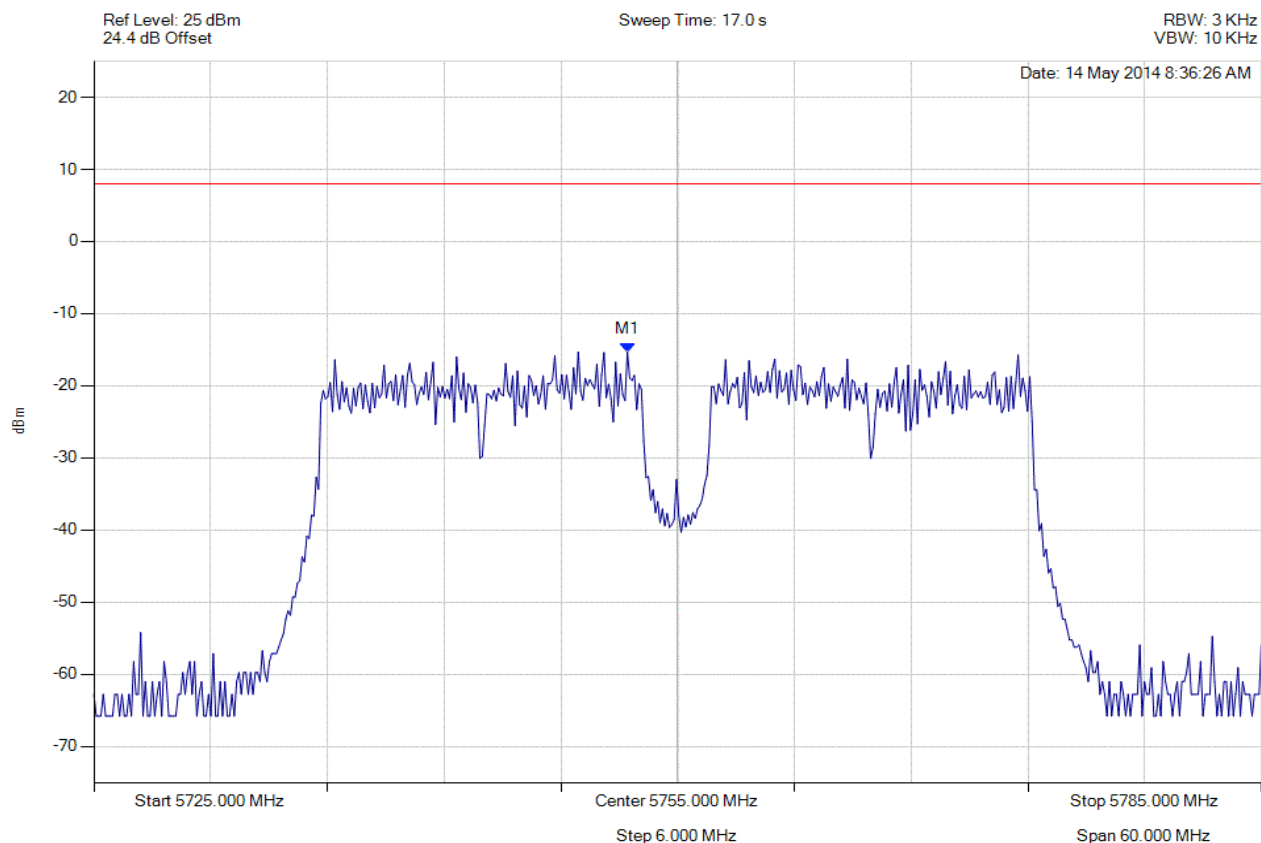


Title: Aruba Networks APIN0214, APIN0215
To: FCC 47 CFR Part 15.247 & IC RSS-210
Serial #: ARUB179-U3 Rev A
Issue Date: 24th June 2014
Page: 400 of 405



POWER SPECTRAL DENSITY - AVERAGE

Variant: 802.11n HT-40, Channel: 5755.00 MHz, SUM, Temp: Ambient, Voltage: 12 Vdc



Analyser Setup	Marker : Frequency : Amplitude	Test Results
Detector = AVERAGE Sweep Count = 0 RF Atten (dB) = 20 Trace Mode = VIEW	M1 : 5752.400 MHz : -15.289 dBm M1 + DCCF : 5752.400 MHz : -14.563 dBm Duty Cycle Correction Factor : +0.73 dB	Limit: ≤ 8.0 dBm Margin: -22.5 dB

[Back to the Matrix](#)

This test report may be reproduced in full only. The document may only be updated by MiCOM Labs personnel. Any changes will be noted in the Document History section of the report.

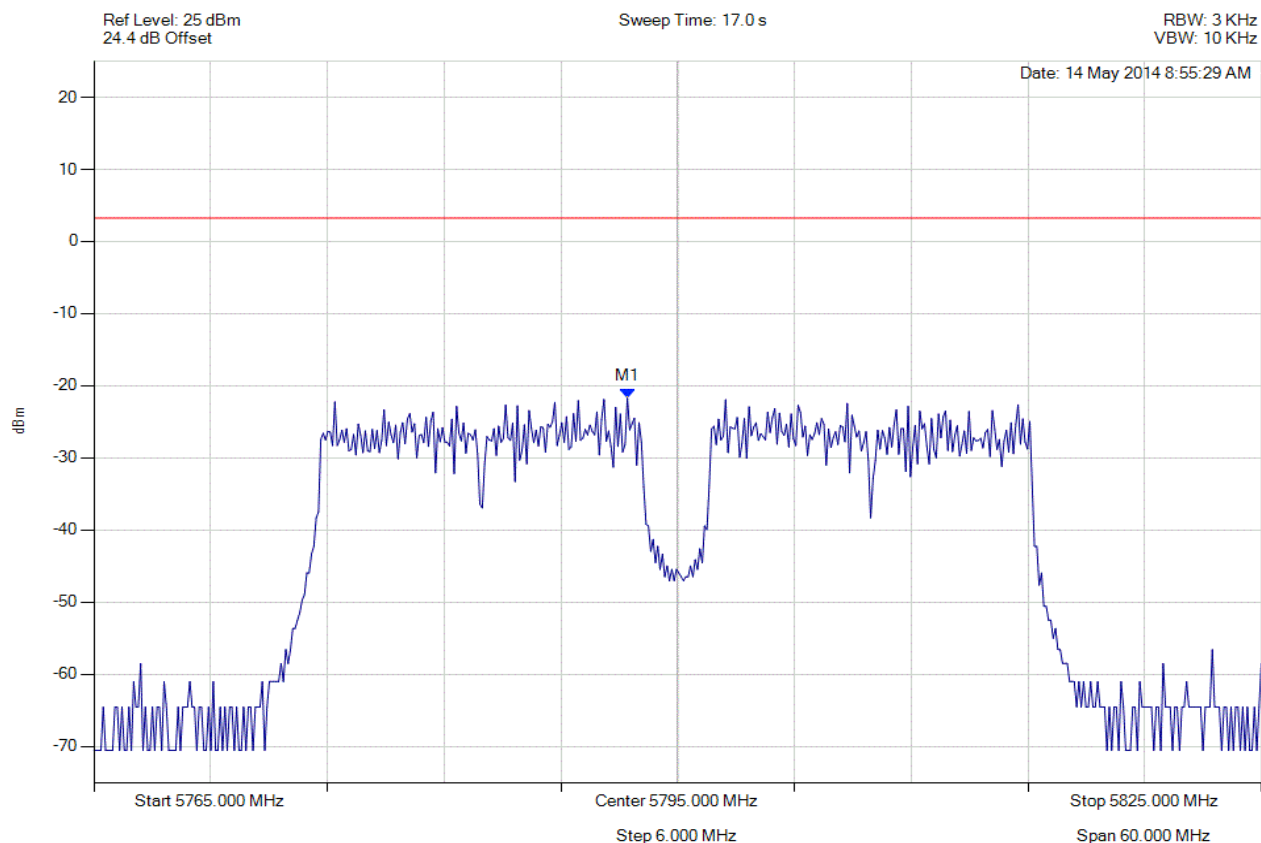


Title: Aruba Networks APIN0214, APIN0215
To: FCC 47 CFR Part 15.247 & IC RSS-210
Serial #: ARUB179-U3 Rev A
Issue Date: 24th June 2014
Page: 401 of 405



POWER SPECTRAL DENSITY - AVERAGE

Variant: 802.11n HT-40, Channel: 5795.00 MHz, Chain a, Temp: Ambient, Voltage: 12 Vdc



Analyser Setup	Marker : Frequency : Amplitude	Test Results
Detector = AVERAGE Sweep Count = 0 RF Atten (dB) = 20 Trace Mode = VIEW	M1 : 5792.415 MHz : -21.716 dBm	Limit: ≤ 3.229 dBm

[Back to the Matrix](#)

This test report may be reproduced in full only. The document may only be updated by MiCOM Labs personnel. Any changes will be noted in the Document History section of the report.

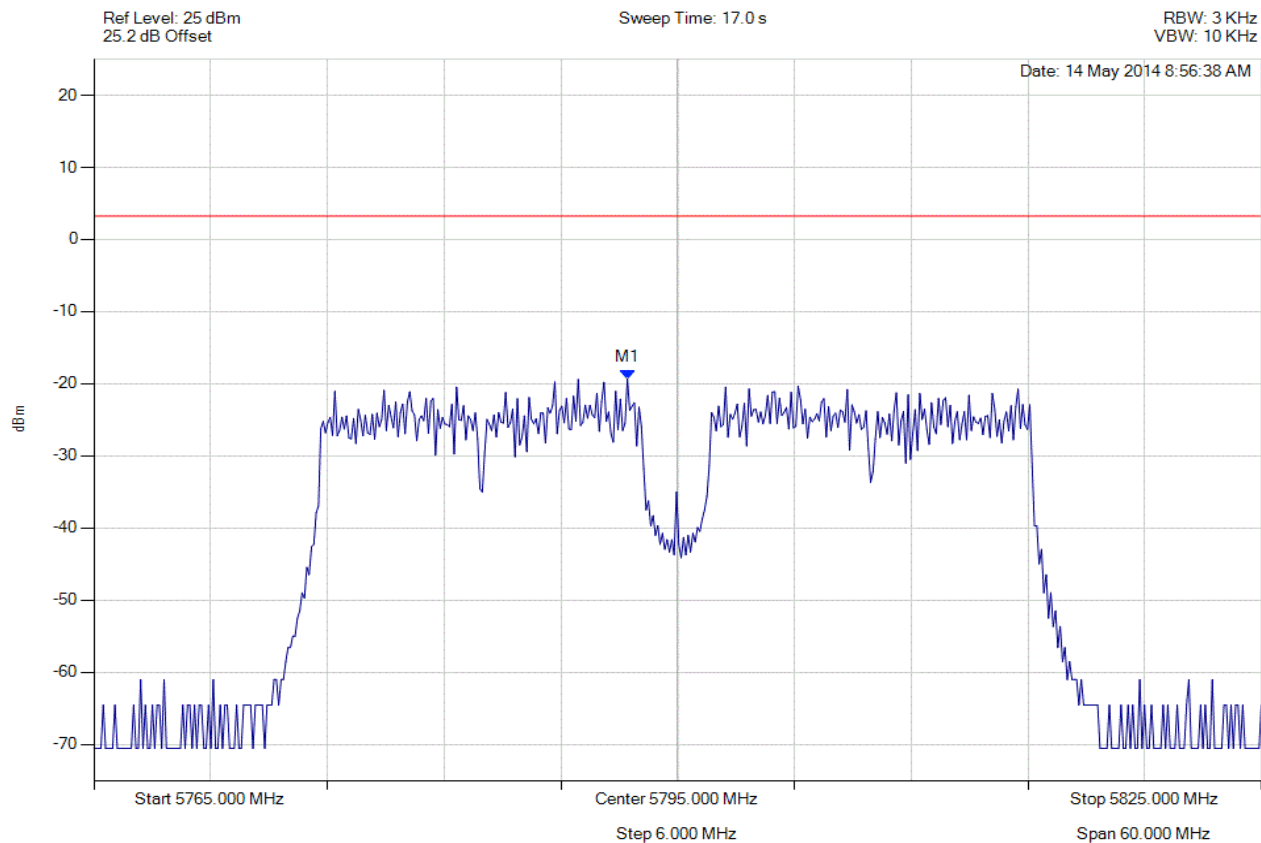


Title: Aruba Networks APIN0214, APIN0215
To: FCC 47 CFR Part 15.247 & IC RSS-210
Serial #: ARUB179-U3 Rev A
Issue Date: 24th June 2014
Page: 402 of 405



POWER SPECTRAL DENSITY - AVERAGE

Variant: 802.11n HT-40, Channel: 5795.00 MHz, Chain b, Temp: Ambient, Voltage: 12 Vdc



Analyser Setup	Marker : Frequency : Amplitude	Test Results
Detector = AVERAGE Sweep Count = 0 RF Atten (dB) = 20 Trace Mode = VIEW	M1 : 5792.415 MHz : -19.319 dBm	Limit: ≤ 3.229 dBm

[Back to the Matrix](#)

This test report may be reproduced in full only. The document may only be updated by MiCOM Labs personnel. Any changes will be noted in the Document History section of the report.

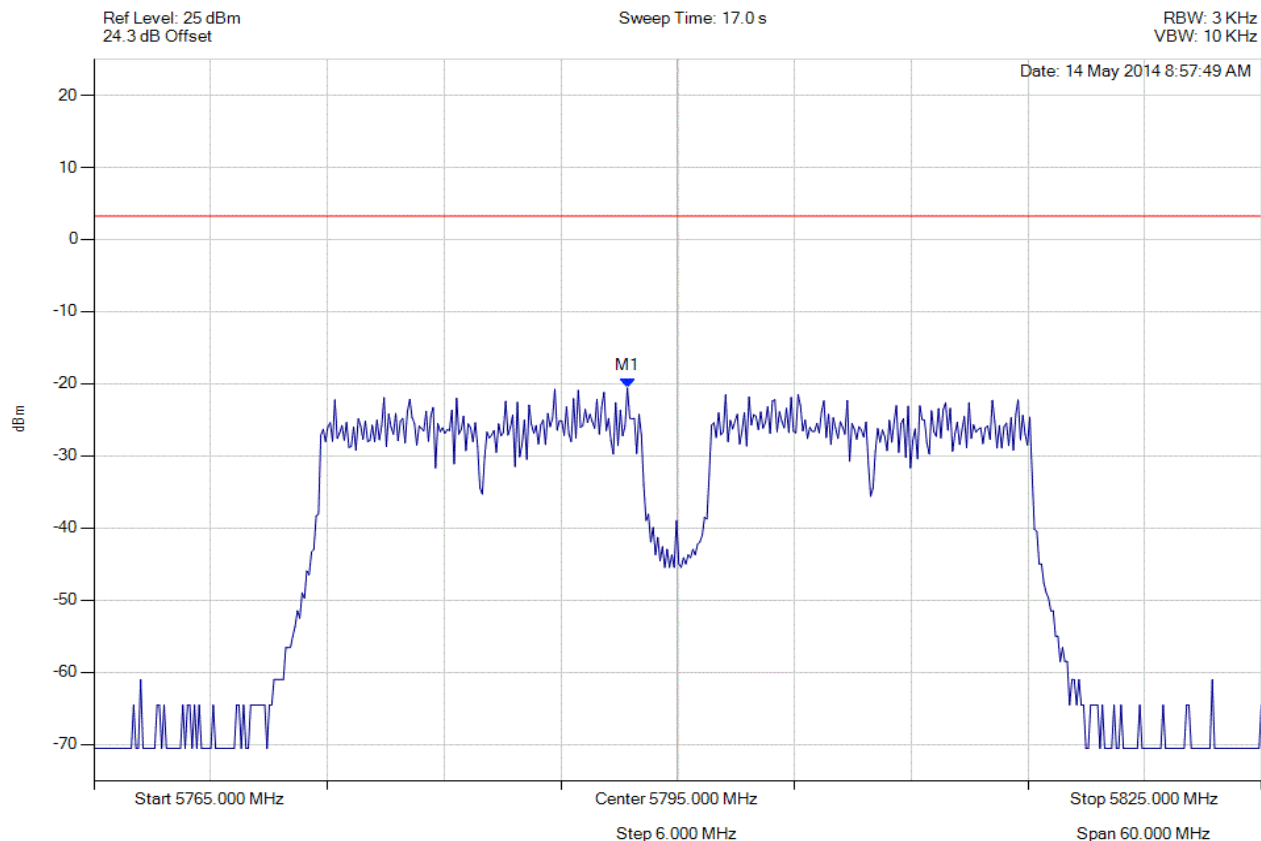


Title: Aruba Networks APIN0214, APIN0215
To: FCC 47 CFR Part 15.247 & IC RSS-210
Serial #: ARUB179-U3 Rev A
Issue Date: 24th June 2014
Page: 403 of 405



POWER SPECTRAL DENSITY - AVERAGE

Variant: 802.11n HT-40, Channel: 5795.00 MHz, Chain c, Temp: Ambient, Voltage: 12 Vdc



Analyser Setup	Marker : Frequency : Amplitude	Test Results
Detector = AVERAGE Sweep Count = 0 RF Atten (dB) = 20 Trace Mode = VIEW	M1 : 5792.415 MHz : -20.572 dBm	Limit: ≤ 3.229 dBm

[Back to the Matrix](#)

This test report may be reproduced in full only. The document may only be updated by MiCOM Labs personnel. Any changes will be noted in the Document History section of the report.

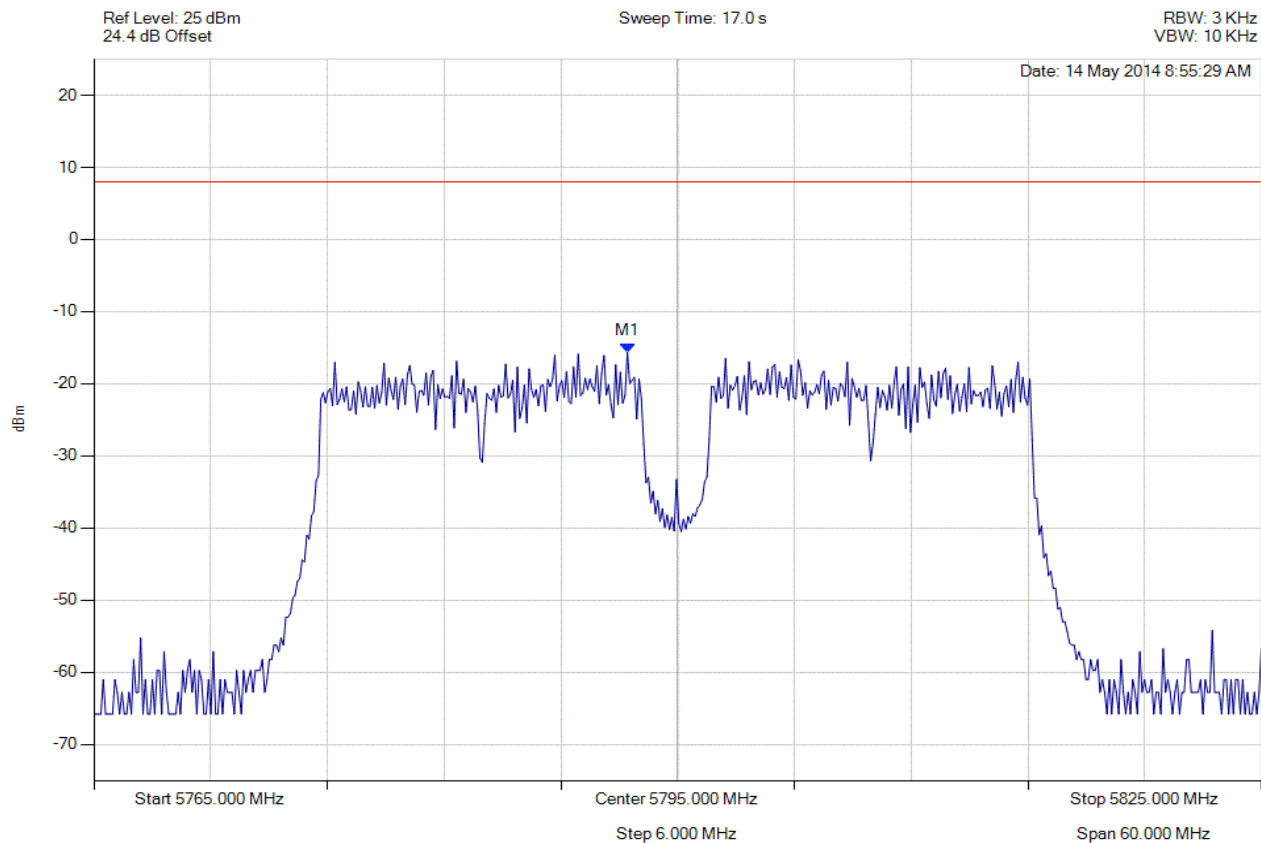


Title: Aruba Networks APIN0214, APIN0215
To: FCC 47 CFR Part 15.247 & IC RSS-210
Serial #: ARUB179-U3 Rev A
Issue Date: 24th June 2014
Page: 404 of 405



POWER SPECTRAL DENSITY - AVERAGE

Variant: 802.11n HT-40, Channel: 5795.00 MHz, SUM, Temp: Ambient, Voltage: 12 Vdc



Analyser Setup	Marker : Frequency : Amplitude	Test Results
Detector = AVERAGE Sweep Count = 0 RF Atten (dB) = 20 Trace Mode = VIEW	M1 : 5792.400 MHz : -15.654 dBm M1 + DCCF : 5792.400 MHz : -14.928 dBm Duty Cycle Correction Factor : +0.73 dB	Limit: ≤ 8.0 dBm Margin: -22.9 dB

[Back to the Matrix](#)

This test report may be reproduced in full only. The document may only be updated by MiCOM Labs personnel. Any changes will be noted in the Document History section of the report.



575 Boulder Court
Pleasanton, California 94566, USA
Tel: 1.925.462.0304
Fax: 1.925.462.0306
www.micomlabs.com