

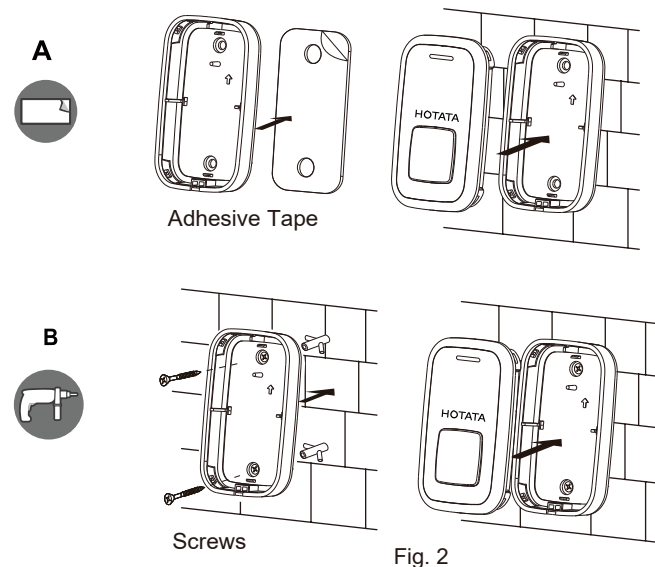
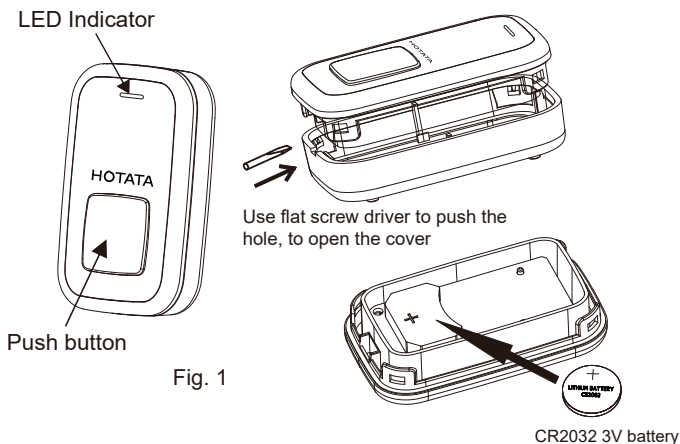
Wireless Doorbell

Model No.: B211

Features:

- 60 doorbell chimes with 5 volume levels (0 dB to 110 dB).
- Weather resistance, IP44 dust proof and waterproof protection.
- You can also use it as a pager, which makes it suitable for kids, nursery, or elderly care
- Transmitter battery type: CR2032 3V battery

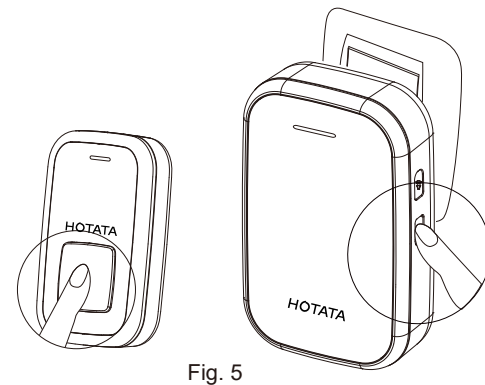
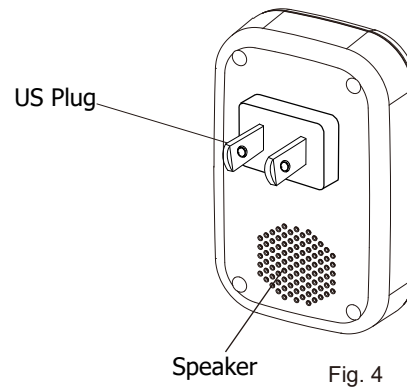
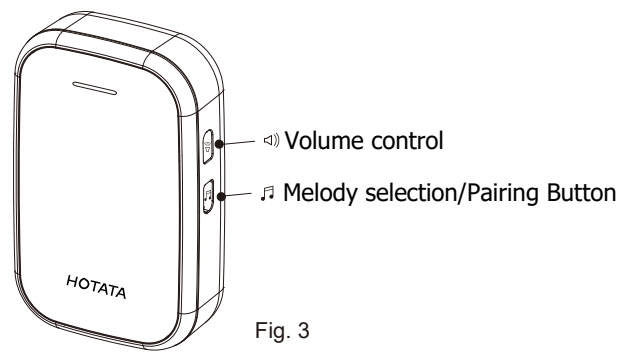
Transmitter



How to Pairing:

The transmitter and receiver have been well pairing during the packaging. If your doorbell is not working well. You can follow up below 3 steps to reset the product.

1. Clear the pairing codes inside the receiver. Firstly, press /hold the "melody selection button", and plug in the receiver into the mains socket, hold to press the button for about 8 seconds, you will see the receiver's LED flashing, then release the button, the codes are all removed from the internal memory.
2. Pairing the transmitter and receiver again. Press/hold the "melody selection button" on the receiver about 4 seconds, and release the button until you hear "Ding-Ding" sound, then press the transmitter, now you will hear the receiver plays "Ding" sound, you can wait for another "Ding-Ding" sound or press the "melody selection button" directly to exit the pairing mode.
3. Press the transmitter and test if re-pairing is completed, then enjoy the use of our doorbell again.



FCC COMPLIANCE STATEMENT:

This device complies with part 15 of the FCC Rules. Operation is subject to the following two conditions:
(1) This device may not cause harmful interference, and
(2) this device must accept any interference received, including interference that may cause undesired operation.

Note: This equipment has been tested and found to comply with the limits for a Class B digital device, pursuant to Part 15 of the FCC Rules. These limits are designed to provide reasonable protection against harmful interference in a residential installation. This equipment generates, uses and can radiate radio frequency energy and, if not installed and used in accordance with the instructions, may cause harmful interference to radio communications.

However, there is no guarantee that interference will not occur in a particular installation. If this equipment does cause harmful interference to radio or television reception, which can be determined by turning the equipment off and on, the user is encouraged to try to correct the interference by one or more of the following measures:

- Reorient or relocate the receiving antenna.
- Increase the separation between the equipment and receiver.
- Connect the equipment into an outlet on a circuit different from that to which the receiver is connected.
- Consult the dealer or an experienced radio/TV technician for help.

Warning: Changes or modifications to this unit not expressly approved by the part responsible for compliance could void the user's authority to operate the equipment.

FCC Radiation Exposure Statement

The device has been evaluated to meet general RF exposure requirement. The device can be used in portable exposure condition without restriction.