

Appendix B: Photos

EUT Photos:




Photo 1. Antenna locations



Photo 2. EUT front




Photo 3. EUT back

Setup Photos



Photo 4. WLAN 2450 MHz antenna bystander position




Photo 5. bystander position distance




Photo 6. WLAN 2450 MHz antenna lap position




Photo 7 Photo to demonstrate 15 cm Z-axis flat phantom