

PC –Modem-2-00 internal photos




Photo #1

Two PWB are shown: Main board (horizontal) and Modem board (vertical)




Photo #2

Two PWB are shown: Main board (horizontal) and Modem board (vertical)




Photo #3: Main board




Photo #4: Main board