



SAR Test Report


<Photographs of EUT>



Battery 1

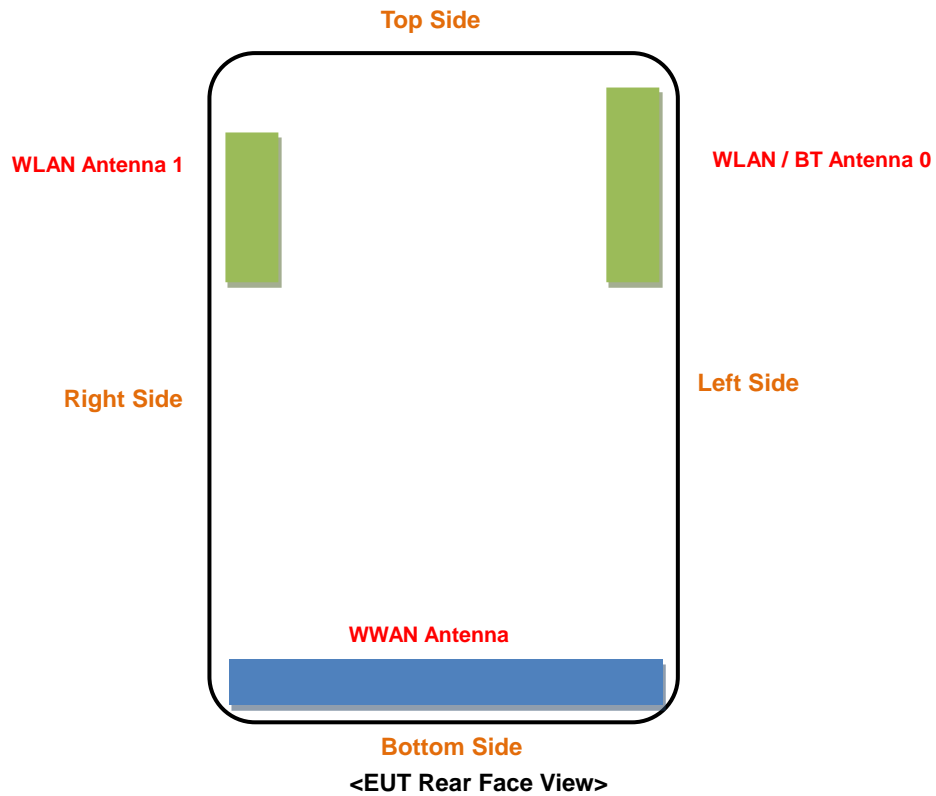


Battery 2



SAR Test Report

<Antenna Location>



The separation distance for antenna to edge:

| Antenna | To Top Side (mm) | To Bottom Side (mm) | To Left Side (mm) | To Right Side (mm) |
|---------------|------------------|---------------------|-------------------|--------------------|
| WWAN Ant 0 | 140.5 | 5.27 | 7.11 | 7.11 |
| WLAN/BT Ant 0 | 12.65 | 129.5 | 7.11 | 65.5 |
| WLAN Ant 1 | 26.13 | 129.5 | 66.5 | 7.11 |

SAR Test Report

<Photographs of SAR Setup>



Head - Right Cheek



Head - Right Tilted



Head - Left Cheek



Head - Left Tilted




Body worn - Front Face of EUT at 10 mm









Body worn - Rear Face of EUT at 10 mm

SAR Test Report



SAR Test Report

| | |
|---|--|
|  |  |
| <p>Extremity - Front Face of EUT at 0 mm</p> | <p>Extremity - Rear Face of EUT at 0 mm</p> |
|  |  |
| <p>Extremity - Left Side of EUT at 0 mm</p> | <p>Extremity - Right Side of EUT at 0 mm</p> |
|  |  |
| <p>Extremity - Top Side of EUT at 0 mm</p> | |