

## Test Setup photos for RM-357 SAR Compliance Test Report

<b>Test report no.:</b>	SD_SAR_0801_02	<b>Date of report:</b>	2008-01-31
<b>Template version:</b>	8.0	<b>Number of pages:</b>	6
<b>Testing laboratory:</b>	<p>TCC Nokia San Diego Laboratory 12278 Scripps Summit Drive SAN DIEGO CA. 92131, USA Tel. +1 858 831 5000 Fax. +1 858 831 6500</p> <p>TCC Nokia Copenhagen Laboratory Frederikskaj 1790 COPENHAGEN V, DENMARK Tel. +45 33 292929 Fax. +45 33 292934</p>	<b>Client:</b>	<p>Nokia Corporation P.O. Box 86 Joensuunkatu 7 FIN-24101 SALO, FINLAND Tel. +358 (0) 7180 08000 Fax. +358 (0) 7180 44277</p>
<b>Responsible test engineer:</b>	Jose Gomez	<b>Product contact person:</b>	Lasse Vaattovaara
<b>Measurements made by:</b>	Jose Gomez, Julian Kim, Jesper Nielsen, Leif Klysner		
<b>Tested device:</b>	RM-357		
<b>FCC ID:</b>	PYARM-357	<b>IC:</b>	661V-RM357
<b>Supplement reports:</b>	SD_SAR_0801_01		
<b>Testing has been carried out in accordance with:</b>	<p><b>47CFR §2.1093</b> Radiofrequency Radiation Exposure Evaluation: Portable Devices</p> <p><b>FCC OET Bulletin 65 (Edition 97-01), Supplement C (Edition 01-01)</b> Evaluating Compliance with FCC Guidelines for Human Exposure to Radiofrequency Electromagnetic Fields</p> <p><b>RSS-102</b> Evaluation Procedure for Mobile and Portable Radio Transmitters with Respect to Health Canada's Safety Code 6 for Exposure of Humans to Radio Frequency Fields</p> <p><b>IEEE 1528 - 2003</b> IEEE Recommended Practice for Determining the Peak Spatial-Average Specific Absorption Rate (SAR) in the Human Head from Wireless Communications Devices: Measurement Technique</p>		
<b>Documentation:</b>	The documentation of the testing performed on the tested devices is archived for 15 years at TCC San Diego.		
<b>Test results:</b>	<p><b>The tested device complies with the requirements in respect of all parameters subject to the test.</b> The test results and statements relate only to the items tested. The test report shall not be reproduced except in full, without written approval of the laboratory.</p>		

**Date and signatures:**

For the contents:

**Jose Gomez**  
Certification Test Engineer



2008-01-31

---

## CONTENTS

<b>1. SUMMARY OF SAR TEST REPORT .....</b>	<b>3</b>
1.1 TEST DETAILS.....	3
1.2 PICTURE OF THE DEVICE.....	4
<b>2. TEST POSITIONS .....</b>	<b>5</b>
2.1 AGAINST PHANTOM HEAD.....	5
2.2 BODY WORN CONFIGURATION .....	6

---

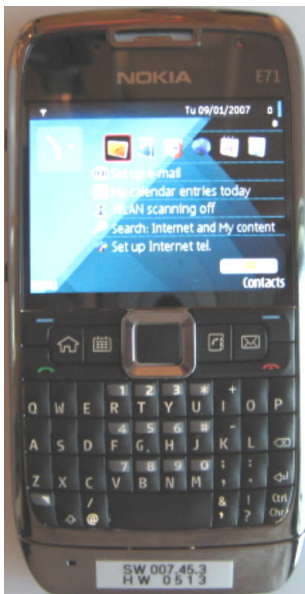
## 1. SUMMARY OF SAR TEST REPORT

### 1.1 Test Details

Period of test	2008-01-07 to 2008-01-25
SN, HW and SW numbers of tested device	SN: 004401016086338, HW: 0513, SW: 007.45.3, DUT: 3060 SN: 004401016086361, HW: 0513, SW: 007.45.3, DUT: 3061
Batteries used in testing	BP-4L, DUT: 3062, 3063, 3064
Headsets used in testing	HS-47, DUT: 3065
Other accessories used in testing	-
State of sample	Prototype unit
Notes	-

---

## 1.2 Picture of the Device



---

## 2. TEST POSITIONS

### 2.1 Against Phantom Head

Measurements were made in “cheek” and “tilt” positions on both the left hand and right hand sides of the phantom.

The positions used in the measurements were according to IEEE 1528 - 2003 "IEEE Recommended Practice for Determining the Peak Spatial-Average Specific Absorption Rate (SAR) in the Human Head from Wireless Communications Devices: Measurement Techniques".




Photo of the device in “cheek” position



Photo of the device in “tilt” position

---

## 2.2 Body Worn Configuration

The device was placed in the SPEAG holder using the Nokia spacer and placed below the flat section of the phantom. The distance between the device and the phantom was kept at the separation distance indicated in the photo below using a separate flat spacer that was removed before the start of the measurements. The device was oriented with both sides facing the phantom to find the highest results.




Photo of the device positioned for Body SAR measurement.  
The spacer was removed for the tests.