

## FCC Part 15C Compliance Test Report

<b>Test Report no.:</b>	FCC15CWLAN_RM-1128_08_allpower.docx	<b>Date of Report:</b>	09-Sep-2015
<b>Number of pages:</b>	29	<b>Customer's Contact person:</b>	Tero Huhtala
<b>Testing laboratory:</b>	TCC Microsoft Beijing Laboratory Beijing Economic and Technological Development Area No.5 Donghuan Zhonglu Beijing PRC China 100176 Tel. +86 10 8711 8888 Fax. +86 10 8711 4550	<b>Customer:</b>	Microsoft P.O. Box 403 Visiokatu 4 FIN-33720 TAMPERE, FINLAND Tel. +358 (0) 7180 46800 Fax. +358 (0) 7180 46880
<b>FCC listing no.:</b>	975940		
<b>IC recognition no.:</b>	661AH-1		
<b>Tested devices/accessories:</b>	<b>Phone RM-1128 / Cover CC-3097 / Battery Samsung BL-T5A / AC-Charger AC-18E / Headset WH-108</b>		
<b>FCC ID:</b>	PYARM-1128	<b>IC:</b>	661X-RM1128
<b>Supplement reports:</b>	-		
<b>Testing has been carried out in accordance with:</b>	<b>CFR 47, FCC rules Part 15 Subpart C, ANSI C63.4 (2014), DTS procedures KDB 558074, IC standards, RSS-210 (Issue 8, December 2010). Deviations, modifications or clarifications (if any) to above mentioned documents are written in each section under "Test method and limit".</b>		
<b>Documentation:</b>	The test report must always be reproduced in full; reproduction of an excerpt only is subject to written approval of the testing laboratory. The documentation of the testing performed on the tested devices is archived for 15 years at TCC Microsoft.		
<b>Test Results:</b>	<b>The EUT complies with the requirements in respect of all parameters subject to the test.</b> The test results relate only to devices specified in this document		
<b>Date and signature for the contents:</b>			

Gao Sherina, System Manager, EMC

# 1. Summary for FCC Part 15C Compliance Test Report

Date of receipt	15-Jun-2015
Testing completed	04-Aug-2015
The customer's contact person	Tero Huhtala
Test Plan referred to	T:\Projects\RM-1128\TestPlan\RS_testplan_RM-1128.xlsm
Notes	-
Document name	FCC15CWLAN_RM-1128_08_allpower.docx

## 1.1. EUT and Accessory Information

The EUT is a mobile phone with following features:  
 GSM/WCDMA/WLAN/Bluetooth  
 The EUT is tested with maximum rated TX power.

Devices under tests

Product	Type	SN	HW	MV	SW	DUT
Phone	RM-1128	004402742351913	1510	-	01065.00000.15265.37000	500110
Cover	CC-3097	-	-	-	-	500128
Battery	Samsung BL-T5A	5241525213V10205754;0670778	PWB Ver.1.1	-	-	500117
AC-Charger	AC-18E	4187151141408304;0675735	-	-	-	500125
Headset	WH-108	-	-	-	-	500103

## 1.2. Summary of Test Results

WLAN:

Section in CFR 47	Section in RSS-GEN or RSS-210	Name of the test	Result
15.247(b)(1)	A8.4(4)	Conducted peak output power	PASSED
15.247(d), 15.205(b)	A8.5	Band edge compliance of RF emissions	NP
15.247(d)	A8.5	Spurious RF conducted emissions	NP
15.247(d), 15.209	A8.5	Spurious radiated emissions	NP
15.207	7.2.4	AC powerline conducted emissions	NP
15.247(a)(2)	A8.2(a)	6dB(bandwidth)	NP
15.247(e)	A8.2(b)	Power spectral density	NP

PASSED  
 FAILED  
 NP

The EUT complies with the essential requirements in the standard.  
 The EUT does not comply with the essential requirements in the standard.  
 The test was not performed by the TCC Microsoft Laboratory.

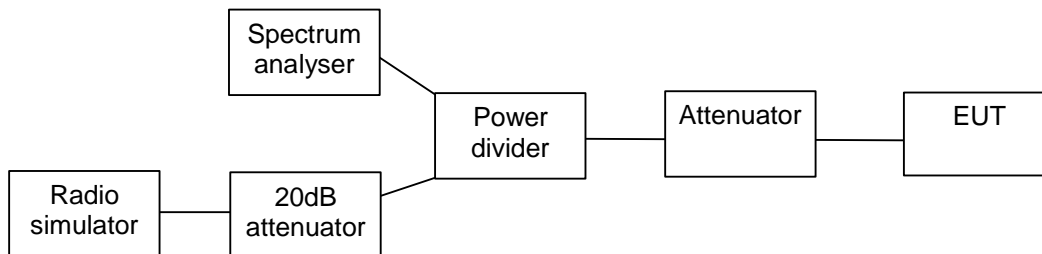
## CONTENTS

<b>1. Summary for FCC Part 15C Compliance Test Report.....</b>	<b>2</b>
1.1. EUT and Accessory Information.....	2
1.2. Summary of Test Results .....	2
<b>2. Conducted peak output power (FCC §15.247(b)(1), RSS-210 A8.4(4)) .....</b>	<b>4</b>
2.1. Test Setup .....	4
2.2. Test method and limit .....	4
2.3. Power results summary .....	6
2.4. WLAN Test results.....	7
<b>3. Test Equipment.....</b>	<b>27</b>
3.1. Conducted measurements .....	27
3.2. Radiated measurements .....	27

## 2. Conducted peak output power (FCC §15.247(b)(1), RSS-210 A8.4(4))

<b>EUT with DUT number</b>	RM-1128, DUT 500110
<b>Accessories with DUT numbers</b>	CC-3097, DUT 500128; Samsung BL-T5A, DUT 500117; AC-18E, DUT 500125; WH-108, DUT 500103
<b>Operation Voltage [V] / [Hz]</b>	Nominal
<b>Results</b>	PASSED
<b>Remarks</b>	Test was done in conducted RF2 system.
<b>Temp [°C] / Humidity [%RH] / Air Pressure [kPa]</b>	24/50/100.5
<b>Date of measurements</b>	14-Jul-2015
<b>Measured by</b>	Gao Sherina

### 2.1. Test Setup



### 2.2. Test method and limit

The measurement is made according to Public notice KDB 558 074 and IC standard RSS-210.

The reference level for the -20 dBc measurement was obtained as instructed in section 11.2 of the KDB 558074, using span of 1.5 times the OBW.

Limits for spurious RF conducted emissions measurements

Frequency range [MHz]	Limit [dBc]
1 – 25000	<= -20

The measurement is made according to DTS procedures KDB 558074 and IC standard RSS-210.

Limits for conducted peak output power measurements

Frequency range [MHz]	Limit [W]	Limit [dBm]
2400 – 2483.5 5725 - 5850	$\leq 1$	$\leq 30$

### 2.3. Power results summary

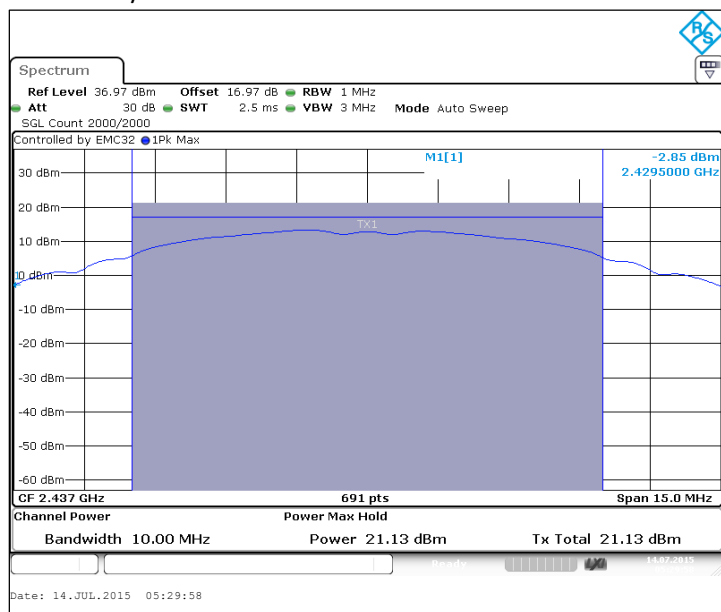
Channel / f <sub>c</sub> [MHz]	Mode	Modulation	Data rate	Level [dBm]
6 / 2437	802.11b	BPSK	1 Mbps	21.13
6 / 2437	802.11b	QPSK	2 Mbps	22.06
6 / 2437	802.11b	QPSK	5.5 Mbps	23.76
6 / 2437	802.11b	QPSK	11 Mbps	25.35
6 / 2437	802.11g	BPSK	6 Mbps	25.79
6 / 2437	802.11g	BPSK	9 Mbps	25.78
6 / 2437	802.11g	QPSK	12 Mbps	25.97
6 / 2437	802.11g	QPSK	18 Mbps	25.81
6 / 2437	802.11g	16QAM	24 Mbps	26.19
6 / 2437	802.11g	16QAM	36 Mbps	25.91
6 / 2437	802.11g	64QAM	48 Mbps	25.14
6 / 2437	802.11g	64QAM	54 Mbps	24.74
6 / 2437	802.11n	BPSK	6.5 / 7.25 Mbps	24.94
6 / 2437	802.11n	QPSK	13.0 / 14.4 Mbps	25.25
6 / 2437	802.11n	QPSK	19.5 / 21.7 Mbps	25.09
6 / 2437	802.11n	16QAM	26.0 / 28.9 Mbps	25.46
6 / 2437	802.11n	16QAM	39.0 / 43.3 Mbps	24.53
6 / 2437	802.11n	64QAM	52.0 / 57.8 Mbps	24
6 / 2437	802.11n	64QAM	58.5 / 65.0 Mbps	23.72
6 / 2437	802.11n	64QAM	65.0 / 72.2 Mbps	22.56

## 2.4. WLAN Test results

### 2.4.1 802.11b mode, BPSK modulation, 1 Mbps data rate

Channel / fc [MHz]	P [dBm]	P [mW]	Result
6 / 2437	21.13	129.718	PASSED

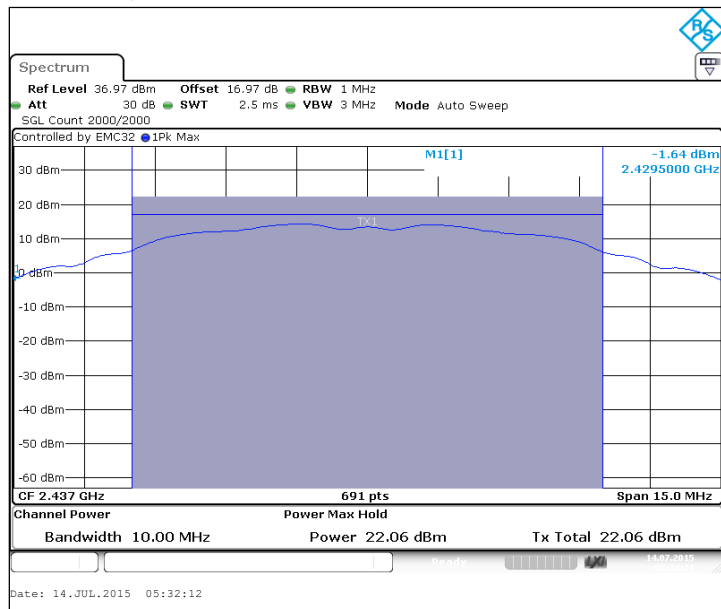
#### Channel 6 / 2437 MHz



### 2.4.2 802.11b mode, QPSK modulation, 2 Mbps data rate

Channel / f <sub>c</sub> [MHz]	P [dBm]	P [mW]	Result
6 / 2437	22.06	160.694	PASSED

#### Channel 6 / 2437 MHz

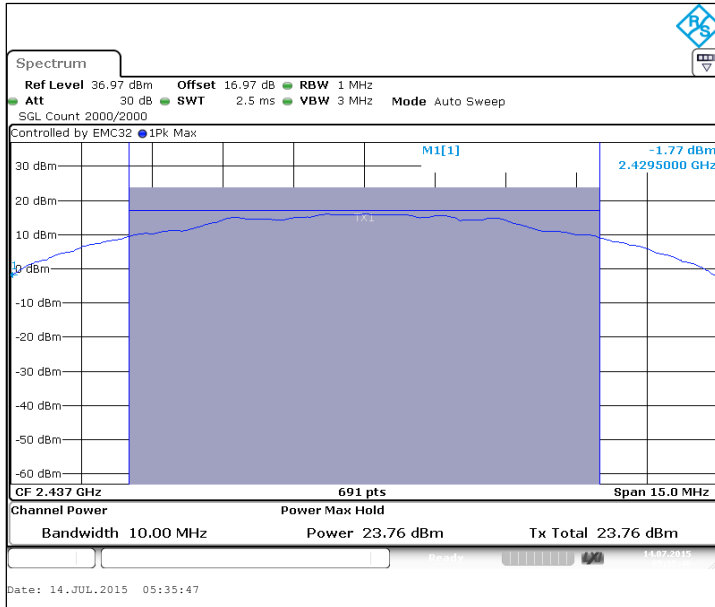




### 2.4.3 802.11b mode, QPSK modulation, 5.5 Mbps data rate

Channel / f <sub>c</sub> [MHz]	P [dBm]	P [mW]	Result
6 / 2437	23.76	237.684	PASSED

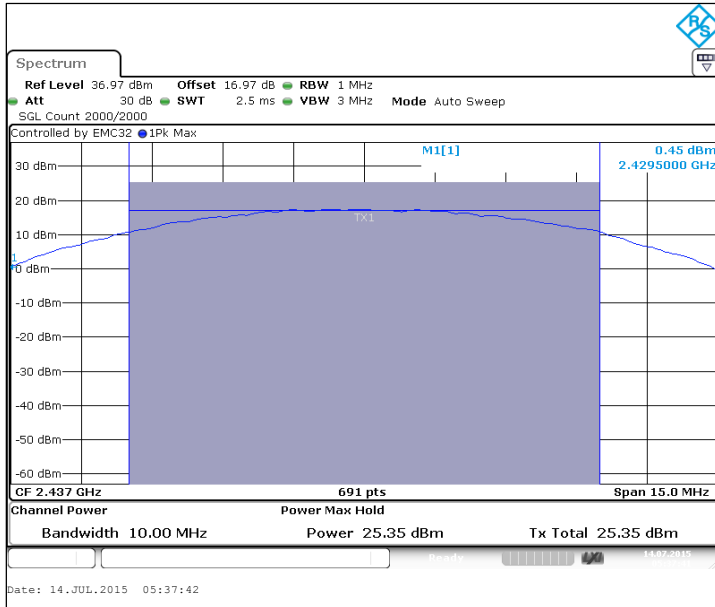
#### Channel 6 / 2437 MHz



### 2.4.4 802.11b mode, QPSK modulation, 11 Mbps data rate

Channel / f <sub>c</sub> [MHz]	P [dBm]	P [mW]	Result
6 / 2437	25.35	342.768	PASSED

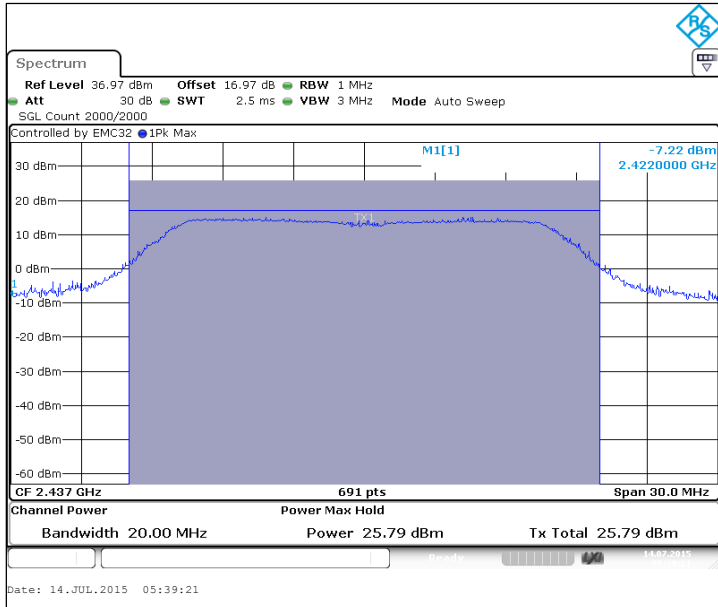
#### Channel 6 / 2437 MHz



**2.4.5 802.11g mode, BPSK modulation, 6 Mbps data rate**

Channel / f <sub>c</sub> [MHz]	P [dBm]	P [mW]	Result
6 / 2437	25.79	379.315	PASSED

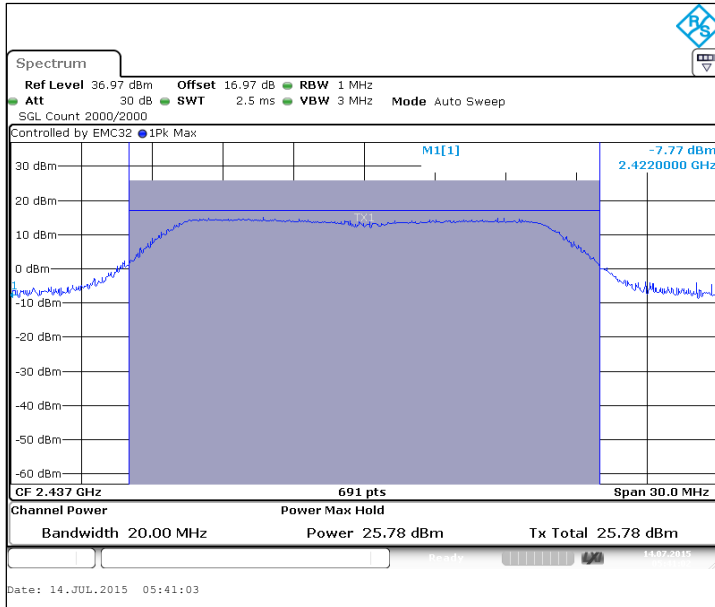
Channel 6 / 2437 MHz



### 2.4.6 802.11g mode, BPSK modulation, 9 Mbps data rate

Channel / f <sub>c</sub> [MHz]	P [dBm]	P [mW]	Result
6 / 2437	25.78	378.443	PASSED

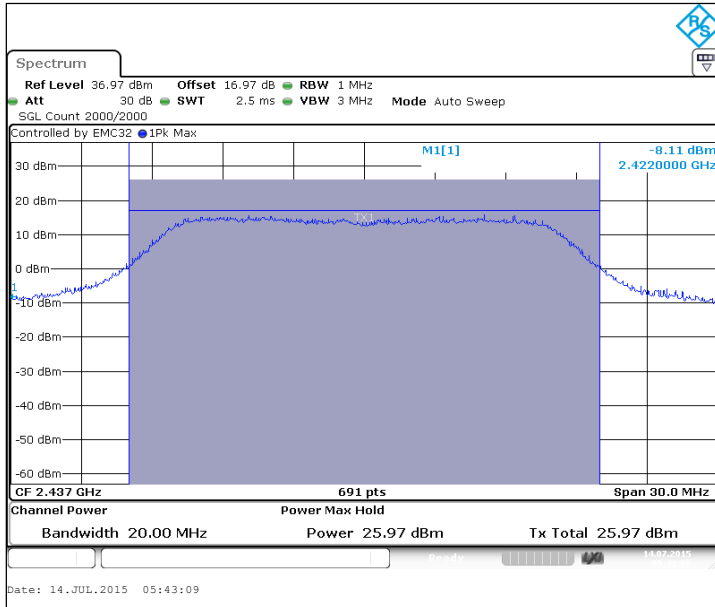
#### Channel 6 / 2437 MHz



**2.4.7 802.11g mode, QPSK modulation, 12 Mbps data rate**

Channel / f <sub>c</sub> [MHz]	P [dBm]	P [mW]	Result
6 / 2437	25.97	395.367	PASSED

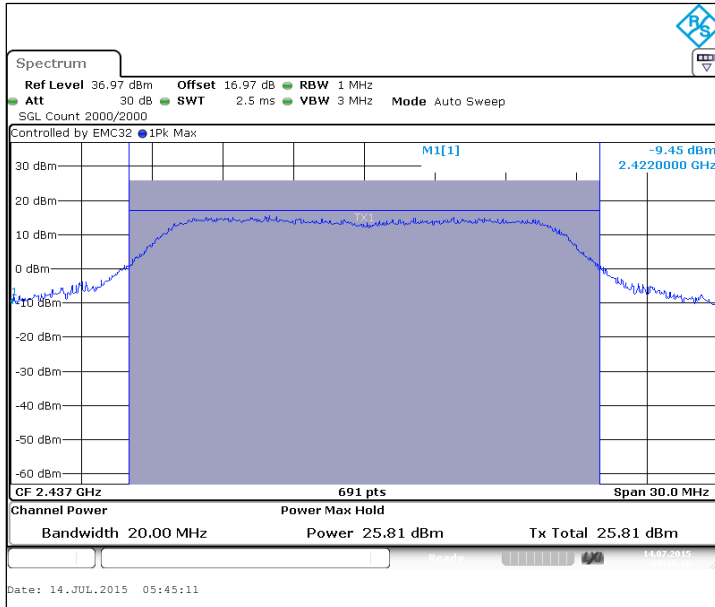
Channel 6 / 2437 MHz



**2.4.8 802.11g mode, QPSK modulation, 18 Mbps data rate**

Channel / f <sub>c</sub> [MHz]	P [dBm]	P [mW]	Result
6 / 2437	25.81	381.066	PASSED

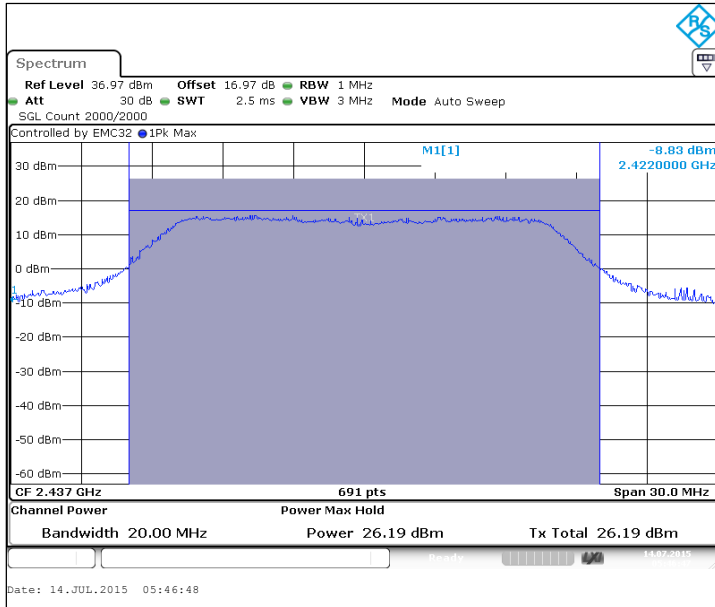
Channel 6 / 2437 MHz



### 2.4.9 802.11g mode, 16QAM modulation, 24 Mbps data rate

Channel / f <sub>c</sub> [MHz]	P [dBm]	P [mW]	Result
6 / 2437	26.19	415.911	PASSED

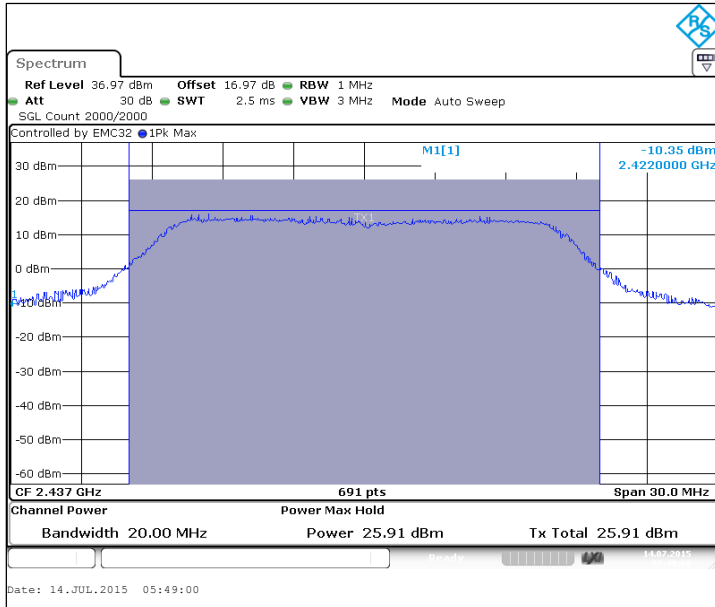
#### Channel 6 / 2437 MHz



**2.4.10 802.11g mode, 16QAM modulation, 36 Mbps data rate**

Channel / f <sub>c</sub> [MHz]	P [dBm]	P [mW]	Result
6 / 2437	25.91	389.942	PASSED

Channel 6 / 2437 MHz

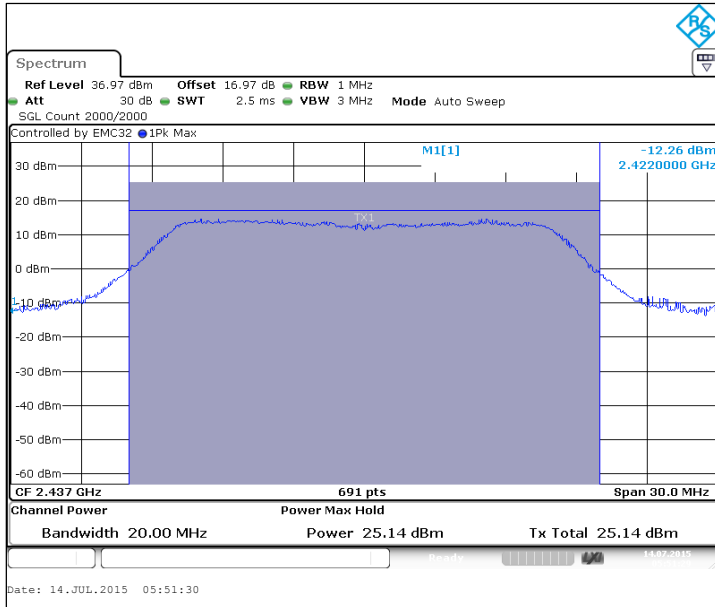




**2.4.11 802.11g mode, 64QAM modulation, 48 Mbps data rate**

Channel / f <sub>c</sub> [MHz]	P [dBm]	P [mW]	Result
6 / 2437	25.14	326.588	PASSED

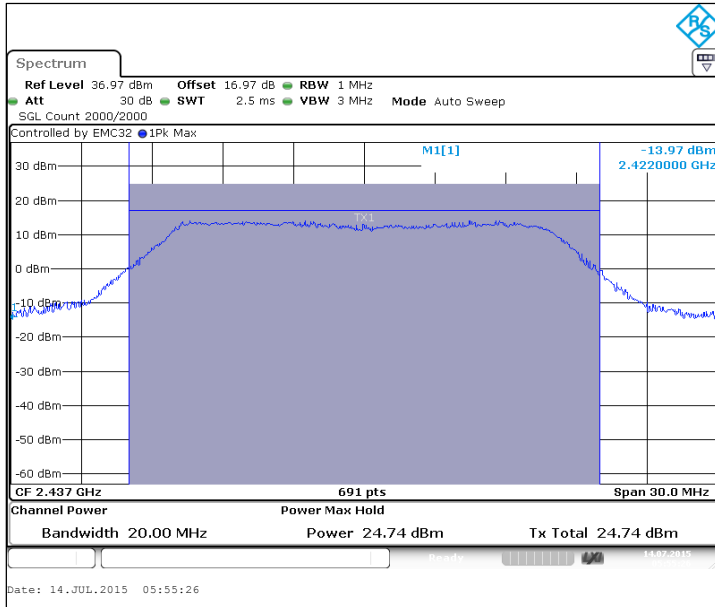
Channel 6 / 2437 MHz



**2.4.12 802.11g mode, 64QAM modulation, 54 Mbps data rate**

Channel / f <sub>c</sub> [MHz]	P [dBm]	P [mW]	Result
6 / 2437	24.74	297.852	PASSED

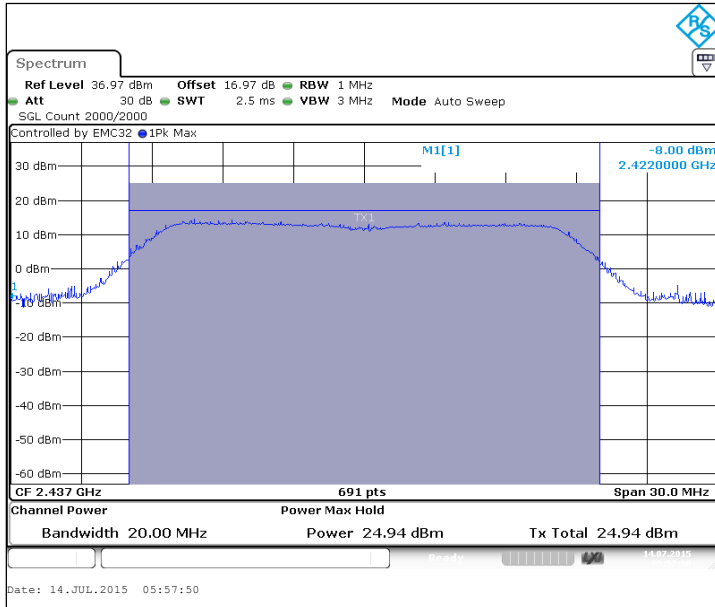
Channel 6 / 2437 MHz



### 2.4.13 802.11n mode, BPSK modulation, 6.5 / 7.25 Mbps data rate

Channel / f <sub>c</sub> [MHz]	P [dBm]	P [mW]	Result
6 / 2437	24.94	311.889	PASSED

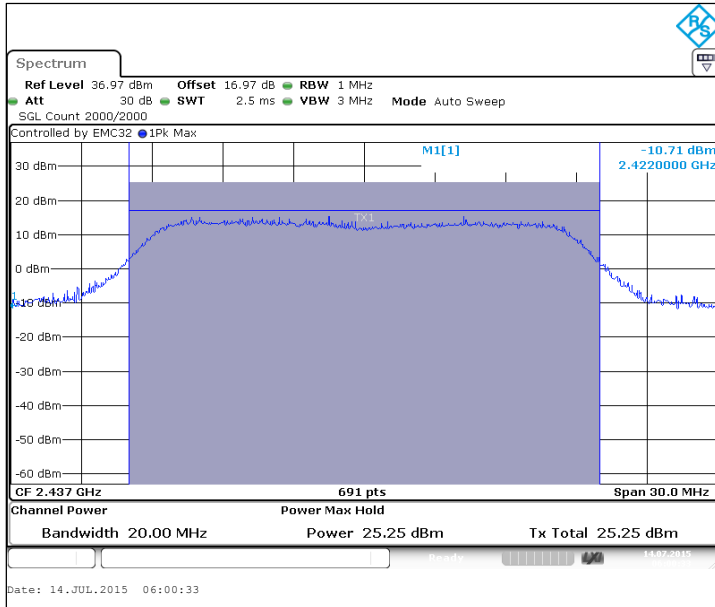
#### Channel 6 / 2437 MHz



### 2.4.14 802.11n mode, QPSK modulation, 13.0 / 14.4 Mbps data rate

Channel / f <sub>c</sub> [MHz]	P [dBm]	P [mW]	Result
6 / 2437	25.25	334.965	PASSED

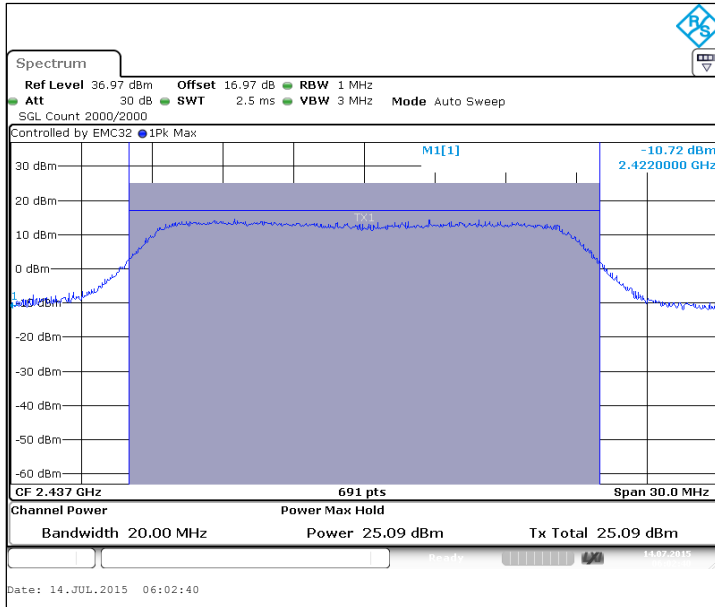
#### Channel 6 / 2437 MHz



### 2.4.15 802.11n mode, QPSK modulation, 19.5 / 21.7 Mbps data rate

Channel / f <sub>c</sub> [MHz]	P [dBm]	P [mW]	Result
6 / 2437	25.09	322.849	PASSED

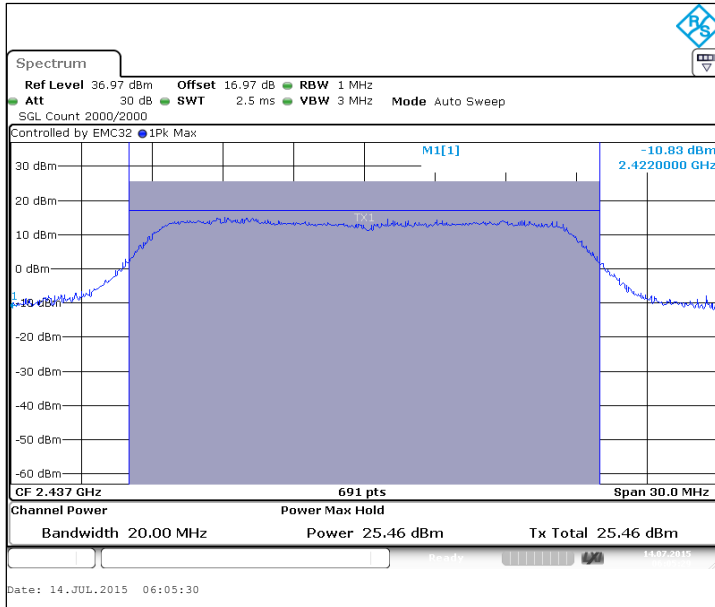
#### Channel 6 / 2437 MHz



### 2.4.16 802.11n mode, 16QAM modulation, 26.0 / 28.9 Mbps data rate

Channel / f <sub>c</sub> [MHz]	P [dBm]	P [mW]	Result
6 / 2437	25.46	351.56	PASSED

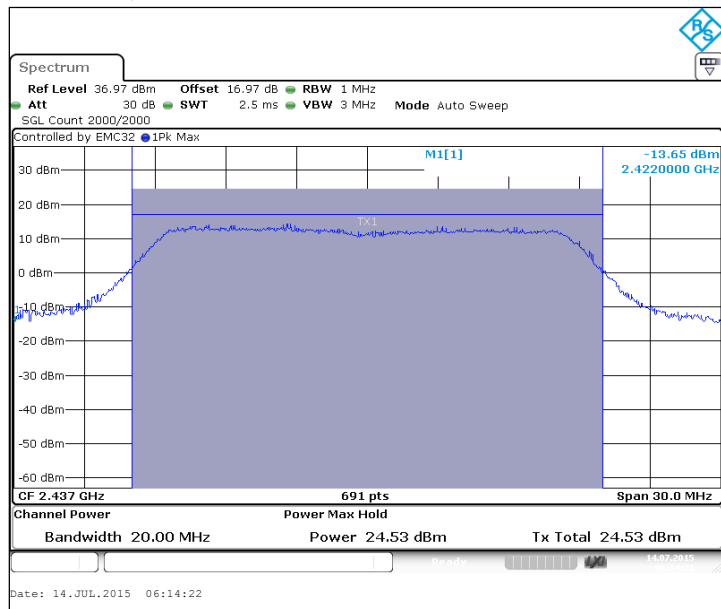
#### Channel 6 / 2437 MHz



### 2.4.17 802.11n mode, 16QAM modulation, 39.0 / 43.3 Mbps data rate

Channel / f <sub>c</sub> [MHz]	P [dBm]	P [mW]	Result
6 / 2437	24.53	283.792	PASSED

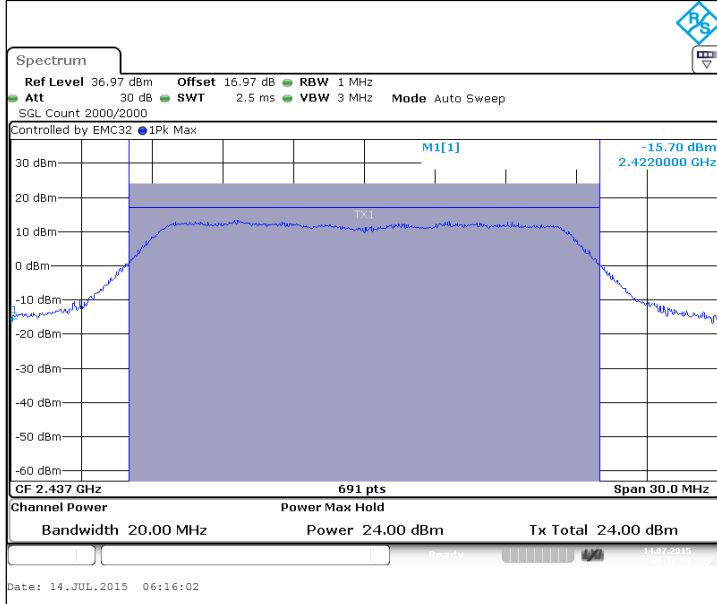
#### Channel 6 / 2437 MHz



**2.4.18 802.11n mode, 64QAM modulation, 52.0 / 57.8 Mbps data rate**

Channel / f <sub>c</sub> [MHz]	P [dBm]	P [mW]	Result
6 / 2437	24	251.189	PASSED

Channel 6 / 2437 MHz

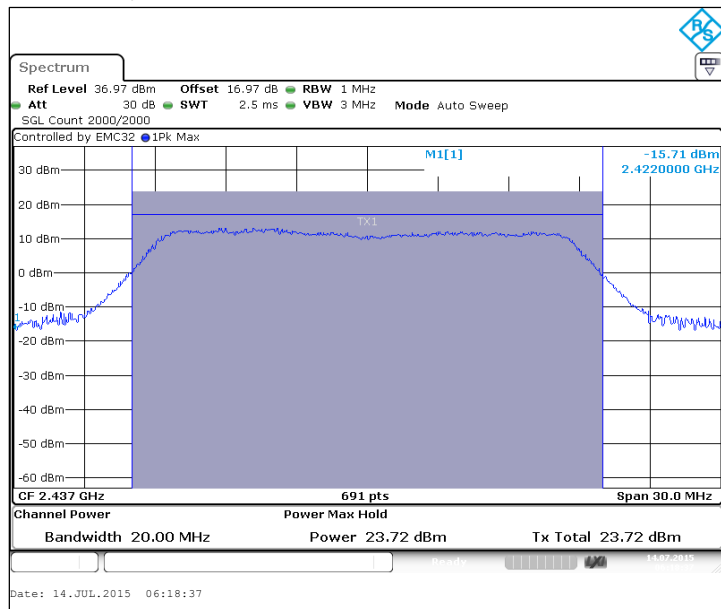




### 2.4.19 802.11n mode, 64QAM modulation, 58.5 / 65.0 Mbps data rate

Channel / f <sub>c</sub> [MHz]	P [dBm]	P [mW]	Result
6 / 2437	23.72	235.505	PASSED

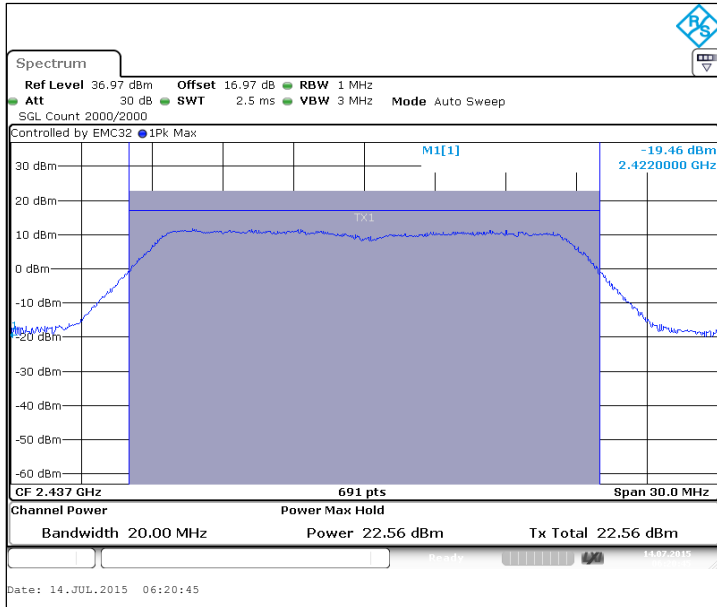
#### Channel 6 / 2437 MHz



### 2.4.20 802.11n mode, 64QAM modulation, 65.0 / 72.2 Mbps data rate

Channel / f <sub>c</sub> [MHz]	P [dBm]	P [mW]	Result
6 / 2437	22.56	180.302	PASSED

#### Channel 6 / 2437 MHz



### 3. Test Equipment

#### 3.1. Conducted measurements

Eq. No	Equipment	Type	Manufacturer	Used in
-	BT / WLAN Antenna	SPA 2400/75/9/0/V	Huber-Suhner	15C, 15B
-	BT / WLAN Antenna	SPA 2400/75/9/0/V	Huber-Suhner	15C, 15B
-	RF Emission Software	EMC32 Test Software	R&S	22/24/27, 15C, 15B
BJPCHW0020	DC Power supply	Hp6632B	HP	22/24/27, 15C
BJPCPT0040	Receiver	ESCS30	R&S	15C,15B
BJPCPT0069	LISN 50 μH	ESH3-Z5	R&S	15C,15B
BJPCTC0323	Signal Generator	SMR 27	R&S	22/24/27, 15C, 15B
BJPCPT0073	Signal Generator	SMR 20	R&S	22/24/27, 15C, 15B
BJPCPT0191	Pulse Limiter	ESH3-Z2	R&S	15C,15B
BJPCPT0208	UPS	PULSAR RX10	Merlin gerin	15C.15B
BJPCTC0001	DIGITAL CAMERA	PC1015	CANON	15C.15R
BJPCTC0017	Communication Tester	CMU200	R&S	22/24/27, 15C, 15B
BJPCTC0062	AC Power source	6812B	Hp	15C.15B
BJPCTC0067	Bluetooth Tester	CBT	R&S	22/24/27, 15C
BJPCTC0082	Humidity and Temperature Sensor	175-H2	Testo	15B,15C
BJPCTC0088	Absolut pressure meter	testo 511	Testo	22/24/27, 15B,15C
BJPCTC0089	Tempreture Test chamber	VT4002	Votsch industrietechnik	22/24/27, 15C
BJPCTC0090	FSP spectrum analyzer	FSP30	R&S	22/24/27, 15C
BJPCTC0094	GPIB-RS232 convertor	GPIB-RS232	NI	22/24/27, 15C
BJPCTC0112	Power Splitter	11667B	Agilent	22/24/27, 15C
BJPCTC0127	AC Power source	SOYI-500VA	SOYI	15B 15C
BJPCTC0128	Communication antenna	JTXLB-10180	A-INFOMW	22/24/27 15B 15C
BJPCTC0129	Communication antenna	JTXLB-10180	A-INFOMW	22/24/27 15B 15C
BJPCTC0131	Communication tester	CMW500	R&S	22/24/27 15B 15C
BJPCTC0136	Communication antenna	JTXLB-880-NF	A-INFOMW	15B 15C
BJPCTC0306	Power Splitter	11667B	Agilent	22/24/27, 15C
BJPCTC0305	GPIB converter	GPIB-RS232	NI	22/24/27, 15C
BJPCTC0304	Spectrum Analyser	FSV30	R&S	22/24/27, 15C
BJPCTC0309	GPIB-RS232 convertor	RS232	NI	22/24/27, 15C
BJPCTC0307	Dual channel battery/charger simulator	2306	KEITHLEY	22/24/27, 15C
BJPCTC0308	Dual channel battery/charger simulator	2306	KEITHLEY	22/24/27, 15C
BJPCTC0352	Signal Generator 20GHz	MG3692B	Anritsu	22/24/27, 15C
BJBDATC0169	Tempreture Test chamber	VT4002	Votsch	22/24/27, 15C
BJPCTC0334	Communication Tester	CMU200	R&S	22/24/27, 15C, 15B
BJPCTC0342	Communication Tester	CMU200	R&S	15B, 15C
BJPCTC0343	Power Splitter	1167A	Agilent	EN300328
BJPCTC0344	Power Splitter	1167A	Agilent	EN300328
BJPCTC0345	Power Splitter	1167A	Agilent	EN300328
BJPCTC0346	Attenuator	8496A	Agilent	EN300328
BJPCTC0347	Directional Coupler	4226-20	Narda	EN300328
BJPCTC0348	Signal generator	E4438C	Agilent	EN300328
BJPCTC0336	Signal Generator	SMP22	R&S	22/24/27, 15C
BJPCTC0357	Signal Generator	SMB100A	R&S	-

#### 3.2. Radiated measurements

Eq. No	Equipment	Type	Manufacturer	Used in
-	BT / WLAN Antenna	SPA 2400/75/9/0/V	Huber-Suhner	15C, 15B
-	BT / WLAN Antenna	SPA 2400/75/9/0/V	Huber-Suhner	15C, 15B
-	RF Emission Software	EMC32 Test Software	R&S	22/24/27, 15C, 15B
BJPCPT0072	Receiver	ESIB26	R&S	22/24/27, 15C, 15B

Eq. No	Equipment	Type	Manufacturer	Used in
BJPCPT0150	High Pass Filter	WHKS1200-10SS	Wainwright	22/24/27, 15C, 15B
BJPCPT0151	Band Reject Filter	WRCD1880/2000-0.2/40-5SSK	Wainwright	24, 15B
BJPCPT0154	Band Reject Filter	WRCT2402/2480-2400/2483.5-30-20SS	Wainwright	15C, 15B
BJPCPT0166	Antenna	VUBA 9117	Swarzbeck	22/24/27
BJPCPT0208	UPS	PULSAR RX10	Merlin gerin	15C.15B
BJPCTC0001	DIGITAL CAMERA	PC1015	CANON	15C.15R
BJPCTC0007	Antenna	HL562	R&S	22/24/27, 15C, 15B
BJPCTC0029	Antenna	HF906	R&S	22/24/27, 15C, 15B
BJPCTC0034	Band Reject Filter	WRCT 800/880-0.2/40-5SSK	Wainwright	22, 15B
BJPCTC0049	Preamplifier	Blma 0118-1A-Bt	Bonn	22/24/27, 15C, 15B
BJPCTC0055	Communication Tester	CMU200	R&S	22/24/27,15C,15B
BJPCTC0058	Bluetooth Tester	CBT	R&S	15C, 15B
BJPCTC0062	AC Power source	6812B	Hp	15C.15B
BJPCTC0064	Band Reject Filter	WRCG1877/1883-1870/1890-40/6SS	Wainwright	24, 15B
BJPCTC0071	Multi-Device Controller	2090	EMCO	22/24/27, 15C, 15B
BJPCTC0072	Anechoic Chamber	3 m Semi / Full Anechoic Chamber	ETS	22/24/27, 15C, 15B
BJPCTC0073	MAST	Model-TR/POL	ETS	22/24/27, 15C, 15B
BJPCTC0074	MAST	Model 2070-2	ETS	22/24/27, 15C, 15B
BJPCTC0075	Turntable	Model 2188	ETS-EMCO	22/24/27, 15C, 15B
BJPCTC0081	Humidity and Temperature Sensor	175-H2	Testo	15B, 15C
BJPCTC0088	Absolut pressure meter	testo 511	Testo	22/24/27, 15B,15C
BJPCTC0124	Attenuator	SA18N200W-40	Fairview Microwave	-
BJPCTC0125	Loop Antenna	HFH2-Z2	R&S	15C
BJPCTC0126	Tripod	FHU-Z	R&S	15C
BJPCTC0128	Communication antenna	JTXLb-10180	A-INFOMW	22/24/27 15B 15C
BJPCTC0129	Communication antenna	JTXLb-10180	A-INFOMW	22/24/27 15B 15C
BJPCTC0131	Communication tester	CMW500	R&S	22/24/27 15B 15C
BJPCTC0133	Open Swith and contril unit	OSP 150	R&S	15B,15C
BJPCTC0134	Open Swith and contril unit	OSP 150	R&S	15B,15C
BJPCTC0135	Open Swith and contril unit	OSP 130	R&S	15B,15C
BJPCTC0136	Communication antenna	JTXLb-880-NF	A-INFOMW	15B 15C
BJPCTC0171	Broad-band Horn Antenna	BBHA9120 D	SCHWARZBECK MESS - ELEKTRONIK	22/24/27, 15C, 15B
BJPCTC0310	Horn Antenna	QSH20SMA	Q-par	22/24/27, 15C, 15B
BJPCTC0311	Horn Antenna	QSH18SMA	Q-par	22/24/27, 15C, 15B
BJPCTC0312	Relay Switch Unit	-	-	22/24/27, 15C, 15B
BJPCTC0313	High Pass Filter	WHKX1.0/15G-12SS	Wainwright	22/24/27, 15C, 15B
BJPCTC0314	High Pass Filter	WHKX8.0/18G-88SS	Wainwright	22/24/27, 15C, 15B
BJPCTC0315	High Pass Filter	WHKX3.0/18G-12SS	Wainwright	22/24/27, 15C, 15B
BJPCTC0316	Preamplifier	AMT-5F-18002550-25-108	-	22/24/27, 15C, 15B
BJPCTC0317	Preamplifier	AMF-6D-02001800-29-20P	-	22/24/27, 15C, 15B
BJPCTC0350	Preamplifier	AMF-4D-01000800-30-29P	Miteq	22/24/27, 15C, 15B
BJPCTC0324	Preamplifier	AFS4-00100300-20-23P-6	Miteq	22/24/27, 15C, 15B
BJPCTC0329	Relay Switch Unit	-	-	22/24/27, 15C, 15B
BJPCTC0334	Communication Tester	CMU200	R&S	22/24/27, 15C, 15B
BJPCTC0342	Communication Tester	CMU200	R&S	15B, 15C
BJPCTC0349	Preamplifier	AMF-4D-01000800-30-79P	Miteq	22/24/27, 15C, 15B

Eq. No	Equipment	Type	Manufacturer	Used in
BJPCTC0350	Preamplifier	AMF-4D-01000800-30-29P	Miteg	22/24/27, 15C, 15B
BJPCTC0351	Preamplifier	AFS4-00101800	-	22/24/27, 15C, 15B
BJPCTC0113	Receiver	ESI B26	R&S	22/24/27, 15B, 15C