

## 5 PHOTOGRAPHS OF THE TEST CONFIGURATION

### CONDUCTED EMISSION TEST (Test mode C)



CONDUCTED EMISSION TEST  
(Test mode D)





CONDUCTED EMISSION TEST  
(Test mode E)



CONDUCTED EMISSION TEST  
(Test mode F)





RADIATED EMISSION TEST  
(Test mode A)









# RADIATED EMISSION TEST (Test mode B)



RADIATED EMISSION TEST  
(Test mode C)





# RADIATED EMISSION TEST (Test mode D)







# RADIATED EMISSION TEST (Test mode E)



# RADIATED EMISSION TEST (Test mode F)



# RADIATED EMISSION TEST (Above 1GHz)

