



# The Photos of SAR test

No. 2013SAR00184

For

**Sony Mobile Communications (China) Co. Ltd**

**GSM/WCDMA/LTE mobile phone**

**Type number: PM-0764-BV**

**Marketing name: D5316**

With

**Hardware Version: AP1**

**Software Version: 19.0.B.0.228 (Main antenna)**

**s\_atp\_tianchi\_us\_1\_0\_14\_6 (WLAN antenna)**

**FCC ID: PY7PM-0764**

**Issued Date: 2014-02-28**



**Note:**

The test results in this test report relate only to the devices specified in this report. This report shall not be reproduced except in full without the written approval of TMC Beijing.

**Test Laboratory:**


TMC Beijing, Telecommunication Metrology Center of MIIT

No. 52, Huayuan Bei Road, Haidian District, Beijing, P. R. China 100191.


Tel: +86(0)10-62304633-2079, Fax: +86(0)10-62304633 Email: [welcome@emcite.com](mailto:welcome@emcite.com). [www.emcite.com](http://www.emcite.com)




**Picture 1: Constituents of the sample**



**Picture 2: Left Hand Touch Cheek Position**



**Picture 3: Left Hand Tilt 15° Position**



**Picture 4: Right Hand Touch Cheek Position**





**Picture 5: Right Hand Tilt 15° Position**





**Test positions for body:**



The Body SAR is tested at the following 6 test positions all with the distance =10mm or 15mm between the EUT and the phantom bottom:



**Picture 6: Front – 10mm**





Picture 6-1: Front – 15mm





Picture 6-2: Front with headset – 15mm







Picture 7: Rear – 10mm






**Picture 7-1: Rear – 15mm**




Picture 7-2: Rear with headset -15mm






Picture 8: Left Edge – 10mm






Picture 8-1: Left Edge – 15mm




**Picture 9: Right Edge – 10mm**





**Picture 9-1: Right Edge – 15mm**






Picture 10: Bottom Edge – 10mm






**Picture 10-1: Bottom Edge – 15mm**



**Picture 11: Top Edge – 10mm**



**Picture 11-1: Top Edge – 15mm**