


APPENDIX F: SAR TEST SETUP PHOTOGRAPHS



FCC ID PY7PM-0530		SAR EVALUATION REPORT	SONY	Reviewed by: Quality Manager
Test Dates: 04/27/13 - 05/20/13	DUT Type: Portable Handset	APPENDIX F: Page 1 of 8		



SAR Test Setup Photo 1 – Right Cheek



SAR Test Setup Photo 2 – Right Tilt


FCC ID PY7PM-0530		SAR EVALUATION REPORT		Reviewed by: Quality Manager
Test Dates: 04/27/13 - 05/20/13	DUT Type: Portable Handset			APPENDIX F: Page 2 of 8
© 2013 PCTEST Engineering Laboratory, Inc.				REV 12.4 M 03/25/2013



SAR Test Setup Photo 3 – Left Cheek



SAR Test Setup Photo 4 – Left Tilt


FCC ID PY7PM-0530		SAR EVALUATION REPORT	SONY	Reviewed by: Quality Manager
Test Dates: 04/27/13 - 05/20/13	DUT Type: Portable Handset			APPENDIX F: Page 3 of 8



SAR Test Setup Photo 5 – Back Side at 1.0 cm



SAR Test Setup Photo 6 – Back Side at 1.5 cm


FCC ID PY7PM-0530		SAR EVALUATION REPORT	SONY	Reviewed by: Quality Manager
Test Dates: 04/27/13 - 05/20/13	DUT Type: Portable Handset			APPENDIX F: Page 4 of 8
© 2013 PCTEST Engineering Laboratory, Inc.				REV 12.4 M 03/25/2013



SAR Test Setup Photo 7 – Front Side at 1.0 cm




SAR Test Setup Photo 8 – Front Side at 1.5 cm


FCC ID PY7PM-0530		SAR EVALUATION REPORT	SONY	Reviewed by: Quality Manager
Test Dates: 04/27/13 - 05/20/13	DUT Type: Portable Handset			APPENDIX F: Page 5 of 8
© 2013 PCTEST Engineering Laboratory, Inc.				REV 12.4 M 03/25/2013




SAR Test Setup Photo 9 – Top Edge at 1.0 cm



SAR Test Setup Photo 10 – Bottom Edge at 1.0 cm


FCC ID PY7PM-0530		SAR EVALUATION REPORT	SONY	Reviewed by: Quality Manager
Test Dates: 04/27/13 - 05/20/13	DUT Type: Portable Handset			APPENDIX F: Page 6 of 8
© 2013 PCTEST Engineering Laboratory, Inc.				REV 12.4 M



SAR Test Setup Photo 11 – Right Edge at 1.0 cm



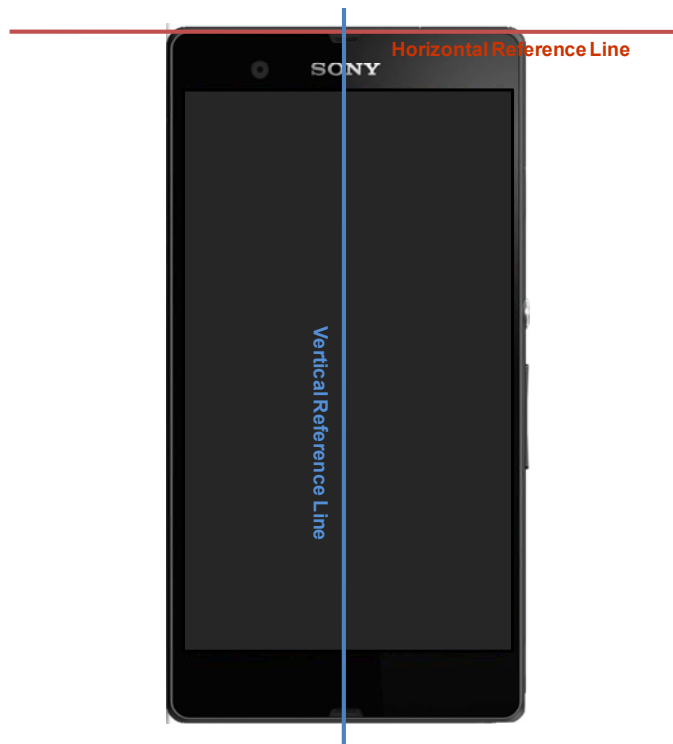
SAR Test Setup Photo 12 – Left Edge at 1.0 cm

FCC ID PY7PM-0530		SAR EVALUATION REPORT	SONY	Reviewed by: Quality Manager
Test Dates: 04/27/13 - 05/20/13	DUT Type: Portable Handset			APPENDIX F: Page 7 of 8
© 2013 PCTEST Engineering Laboratory, Inc.				REV 12.4 M 03/25/2013




SAR Test Setup Photo 13 – Back Side with Headset at 1.5 cm

Note: Headset cable is connected to the device during some body-worn SAR assessments, as seen above.



SAR Test Setup Photo 14 – DUT Reference Lines

FCC ID PY7PM-0530	 PCTEST ENGINEERING LABORATORY, INC.	SAR EVALUATION REPORT	SONY	Reviewed by: Quality Manager
Test Dates: 04/27/13 - 05/20/13	DUT Type: Portable Handset			APPENDIX F: Page 8 of 8