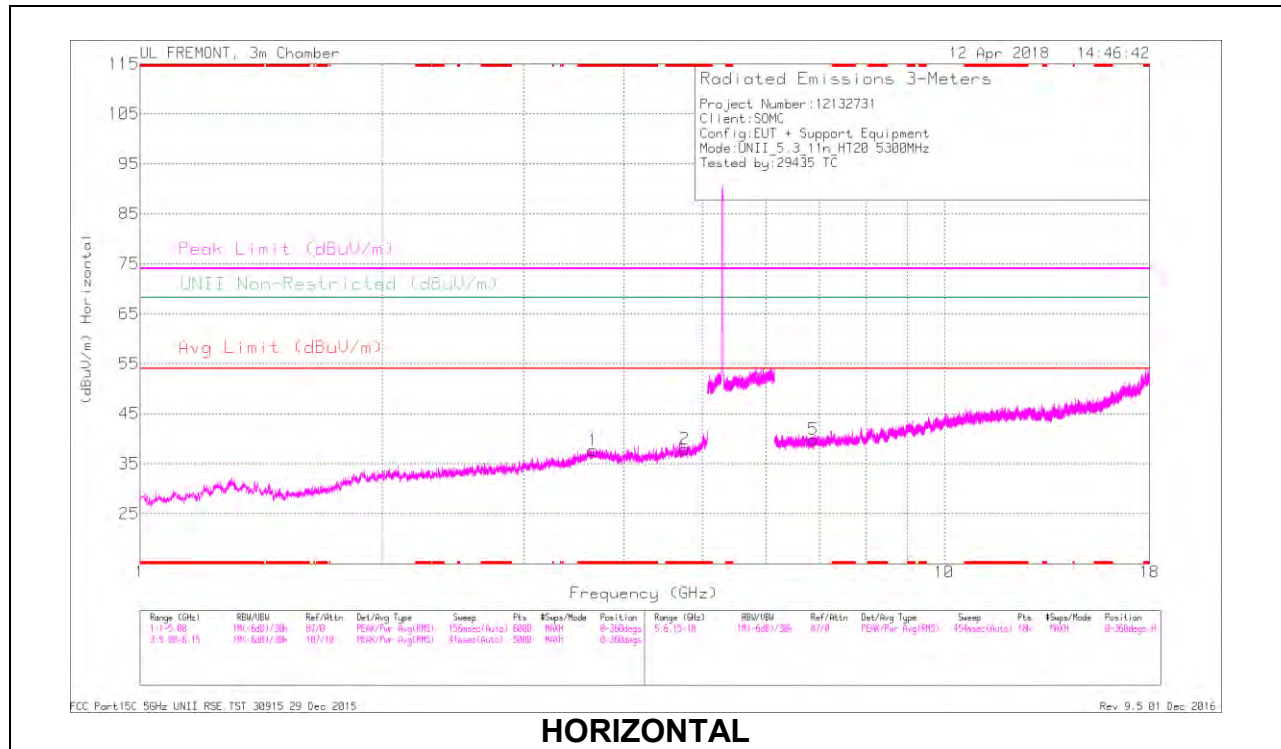


RADIATED EMISSIONS

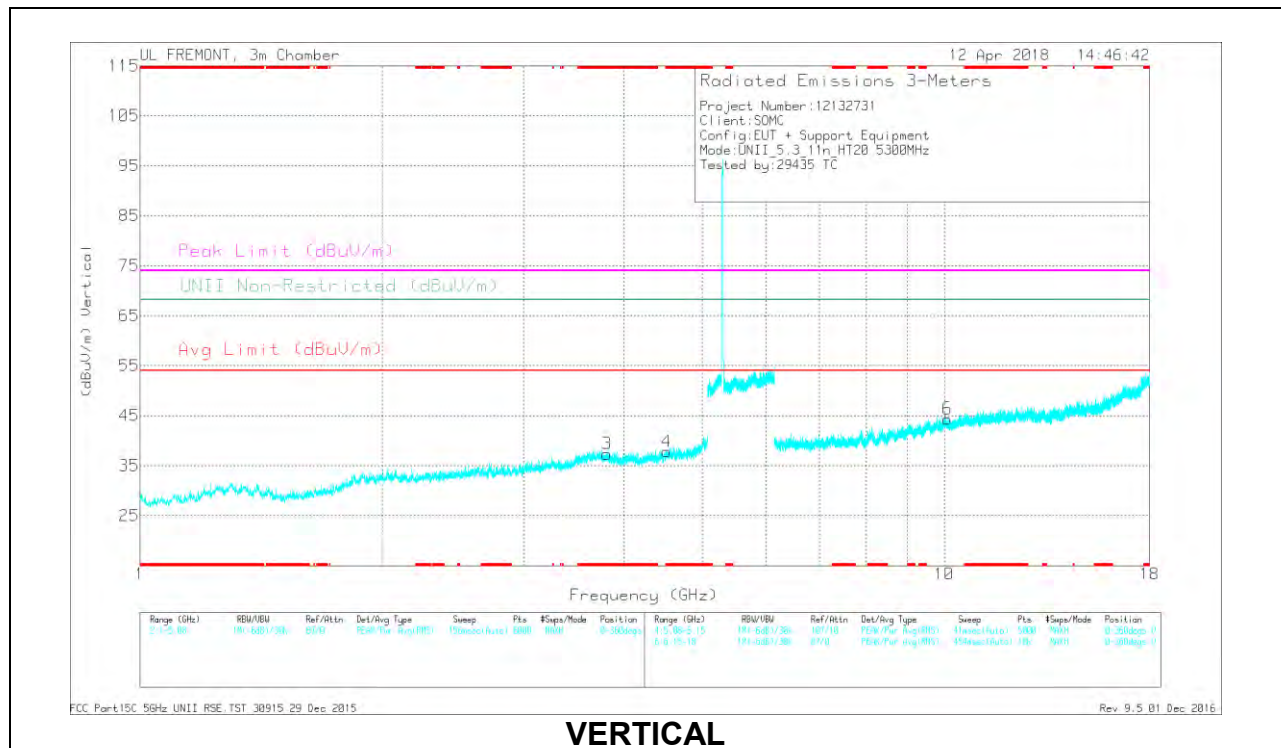
Marker	Frequency (GHz)	Meter Reading (dBuV)	Det	AF 1120 (dBm)	Amp/Cbl/Ftr/Pad (dB)	DC Corr (dB)	Corrected Reading (dBuV/m)	Avg Limit (dBuV/m)	Margin (dB)	Peak Limit (dBuV/m)	PK Margin (dB)	UNI Non-Restricted (dBuV/m)	PK Margin (dB)	Azimuth (Degs)	Height (cm)	Polarity
1	* 2.714	38.72	PK-U	32.5	-29.8	0	41.42	-	-	74	-32.58	-	-	15	381	H
	* 2.711	26.8	ADR	32.6	-30.1	-.1	29.4	54	-24.6	-	-	-	-	15	381	H
2	* 3.642	38.44	PK-U	34.6	-28.7	0	44.34	-	-	74	-29.66	-	-	327	314	H
	* 3.641	27.07	ADR	34.6	-28.8	-.1	32.97	54	-21.03	-	-	-	-	327	314	H
4	* 4.283	38.57	PK-U	33.5	-28.1	0	43.97	-	-	74	-30.03	-	-	354	320	V
	* 4.282	27.17	ADR	33.5	-28.2	-.1	32.97	54	-21.43	-	-	-	-	354	320	V
3	2.988	37.82	PK-U	33.1	-29	0	41.92	-	-	-	-	68.2	-26.28	331	234	V
5	7.012	36.49	PK-U	35.7	-25.9	0	46.29	-	-	-	-	68.2	-21.91	282	345	H
6	8.889	34.65	PK-U	36.1	-22.5	0	48.25	-	-	-	-	68.2	-19.95	190	269	H

* - indicates frequency in CFR47 Pt 15 Restricted Band
 PK-U - U-NII: Maximum Peak
 ADR - U-NII AD primary method, RMS average

MID CHANNEL RESULTS



HORIZONTAL



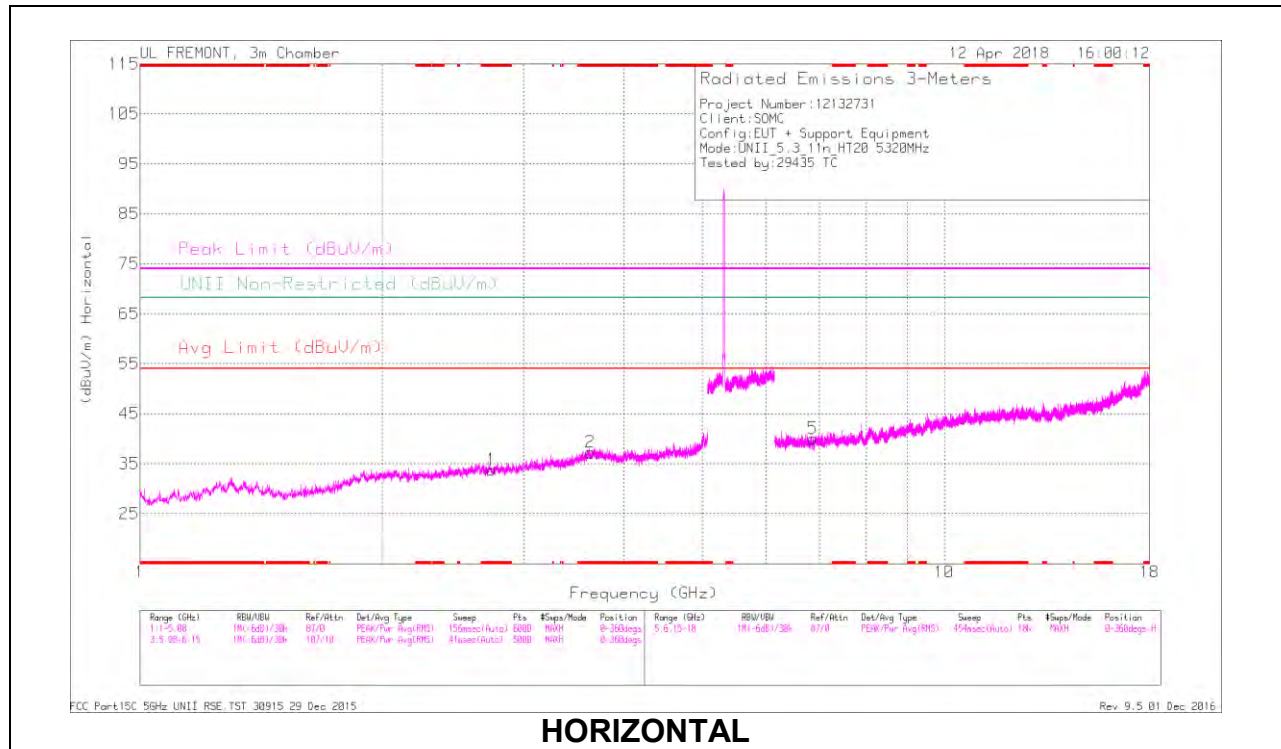
VERTICAL

RADIATED EMISSIONS

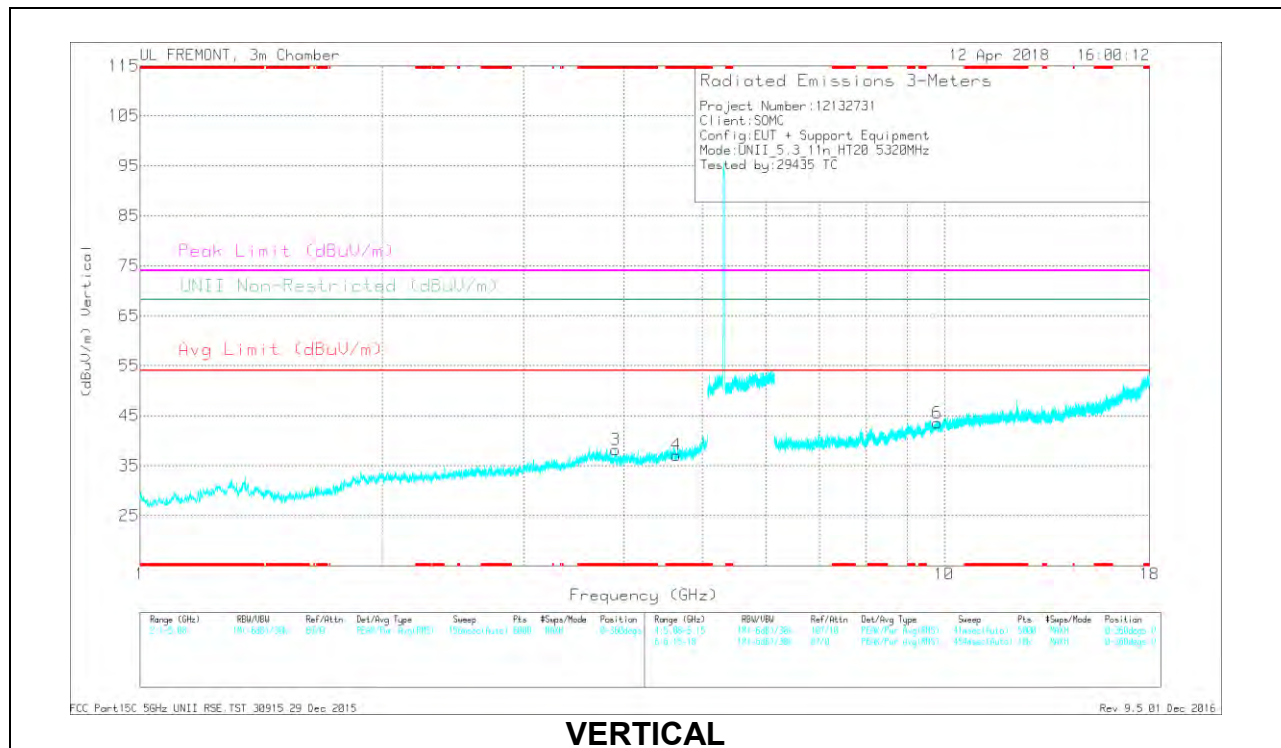
Marker	Frequency (GHz)	Meter Reading (dBuV)	Det	AF 1120 (dBm)	Amp/Cbl/Ftr/Pad (dB)	DC Corr (dB)	Corrected Reading (dBuV/m)	Avg Limit (dBuV/m)	Margin (dB)	Peak Limit (dBuV/m)	PK Margin (dB)	UNI Non-Restricted (dBuV/m)	PK Margin (dB)	Azimuth (Degs)	Height (cm)	Polarity
1	* 3.659	39.17	PK-U	34.4	-28.6	0	44.97	-	-	74	-29.03	-	-	86	230	H
	* 3.659	27.26	ADR	34.5	-28.7	-.1	33.16	54	-20.84	-	-	-	-	86	230	H
2	* 4.756	38.07	PK-U	34	-27.8	0	44.27	-	-	74	-29.73	-	-	56	323	H
	* 4.755	26.72	ADR	34	-27.8	-.1	33.02	54	-20.98	-	-	-	-	56	323	H
3	* 3.807	38.36	PK-U	33.7	-27.5	0	44.56	-	-	74	-29.44	-	-	259	390	V
	* 3.806	26.71	ADR	33.7	-27.6	-.1	32.71	54	-21.29	-	-	-	-	259	390	V
4	* 4.52	39.02	PK-U	34	-28.7	0	44.32	-	-	74	-29.68	-	-	51	398	V
	* 4.521	27.8	ADR	34	-28.7	-.1	33.2	54	-20.8	-	-	-	-	51	398	V
5	6.877	36.34	PK-U	35.7	-26	0	46.04	-	-	-	-	68.2	-22.16	120	246	H
6	10.094	33.73	PK-U	37.4	-20.7	0	50.43	-	-	-	-	68.2	-17.77	162	307	V

* - indicates frequency in CFR47 Pt 15 Restricted Band
 PK-U - U-NII: Maximum Peak
 ADR - U-NII AD primary method, RMS average

HIGH CHANNEL RESULTS



HORIZONTAL



VERTICAL

RADIATED EMISSIONS

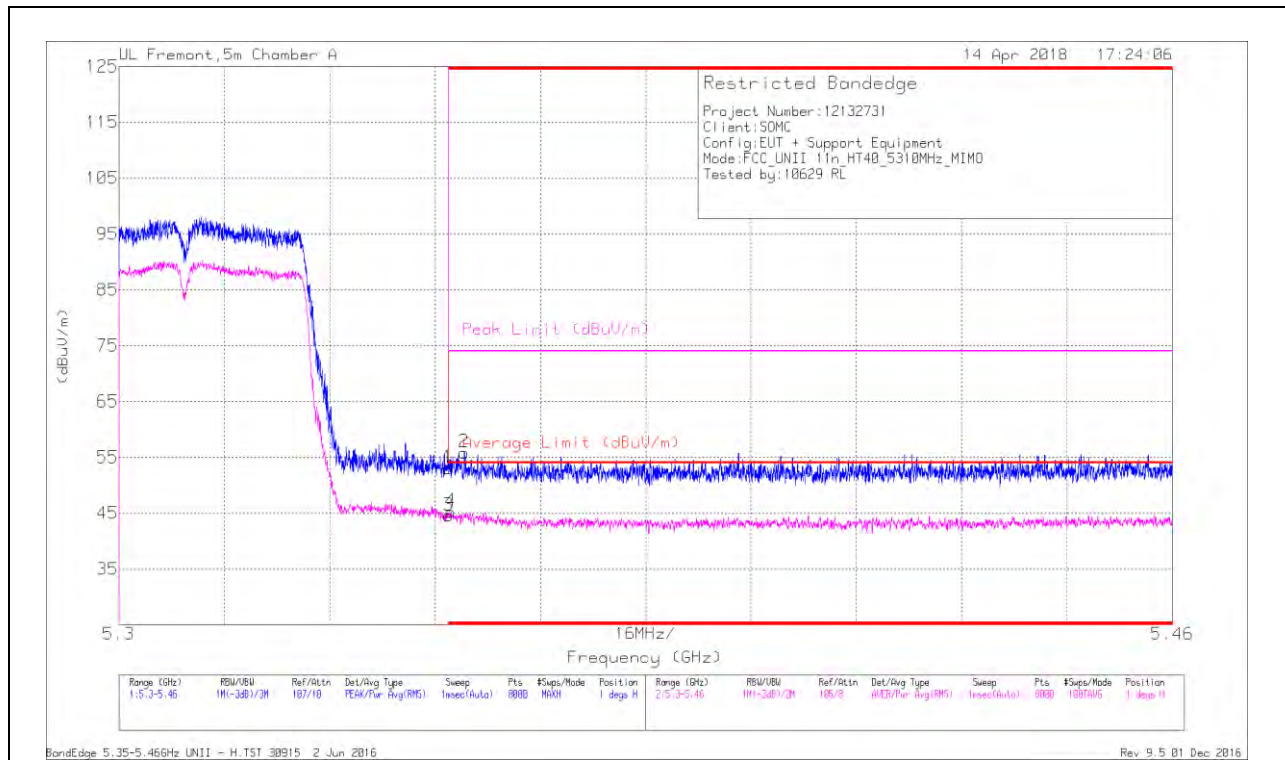
Marker	Frequenc y (GHz)	Meter Reading (dBuV)	Det	AF 1120 (dBm)	Amp/Cbl/Ftr/Pad (dB)	DC Corr (dB)	Correcte d Reading (dBuV/m)	Avg Limit (dBuV/m)	Margin (dB)	Peak Limit (dBuV/m)	PK Margin (dB)	UNI Non-Restricted (dBuV/m)	PK Margin (dB)	Azimuth (Degs)	Height (cm)	Polarity
1	* 2.739	38.42	PK-U	32.5	-30.1	0	40.82	-	-	74	-33.18	-	-	304	347	H
	* 2.737	26.77	ADR	32.5	-30.1	-.1	29.27	54	-24.73	-	-	-	-	304	347	H
2	* 3.629	39.12	PK-U	34.6	-29.2	0	44.52	-	-	74	-29.48	-	-	32	233	H
	* 3.631	27.51	ADR	34.6	-29.3	-.1	32.91	54	-21.09	-	-	-	-	32	233	H
3	* 3.899	38.26	PK-U	33.5	-27.9	0	43.86	-	-	74	-30.14	-	-	355	155	V
	* 3.901	26.9	ADR	33.5	-27.7	-.1	32.8	54	-21.2	-	-	-	-	355	155	V
4	* 4.646	37.6	PK-U	34.1	-27.7	0	44	-	-	74	-30	-	-	278	152	V
	* 4.642	26.32	ADR	34.1	-27.4	-.1	33.12	54	-20.88	-	-	-	-	278	152	V
5	6.865	37.2	PK-U	35.7	-26.9	0	47	-	-	-	-	68.2	-21.2	254	209	H
6	9.797	34.15	PK-U	37.1	-20.9	0	50.35	-	-	-	-	68.2	-17.85	222	268	V

* - indicates frequency in CFR47 Pt 15 Restricted Band
 PK-U - U-NII: Maximum Peak
 ADR - U-NII AD primary method, RMS average

9.1.7. TX ABOVE 1 GHz 802.11n HT40 MODE IN THE 5.3 GHz BAND

BANDEDGE (HIGH CHANNEL)

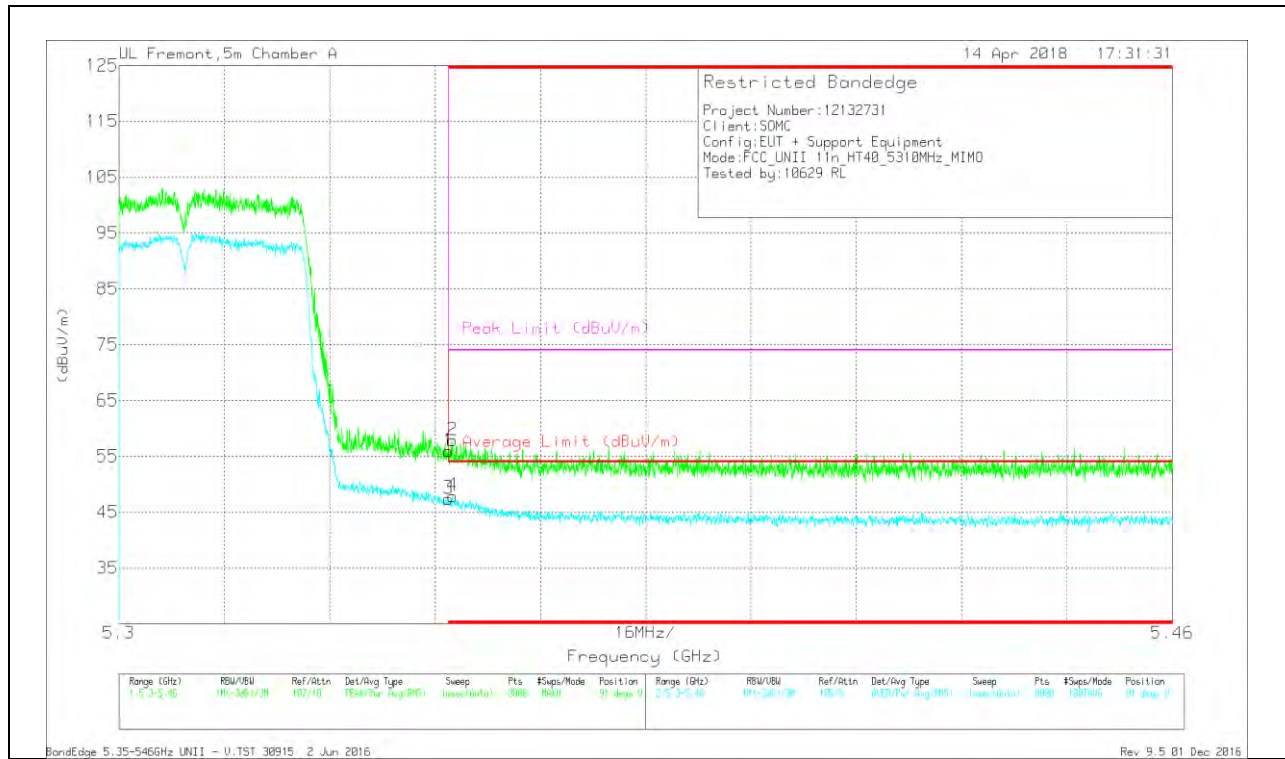
HORIZONTAL RESULT



Marker	Frequency (GHz)	Meter Reading (dBuV)	Det	AF T862 (dBm)	Amp/Cb/Ftr/Pad (dB)	DC Corr (dB)	Corrected Reading (dBuV/m)	Average Limit (dBuV/m)	Margin (dB)	Peak Limit (dBuV/m)	PK Margin (dB)	Azimuth (Degs)	Height (cm)	Polarity
1	* 5.35	36.69	Pk	34.6	-18.2	0	53.09	-	-	74	-20.91	1	249	H
3	* 5.35	27.83	RMS	34.6	-18.2	32	44.55	54	-9.45	-	-	1	249	H
4	* 5.35	28.5	RMS	34.6	-18.2	32	45.22	54	-8.78	-	-	1	249	H
2	* 5.352	39.48	Pk	34.6	-18.2	0	55.88	-	-	74	-18.12	1	249	H

* - indicates frequency in CFR47 Pt 15 Restricted Band
 Pk - Peak detector
 RMS - RMS detection

VERTICAL RESULT

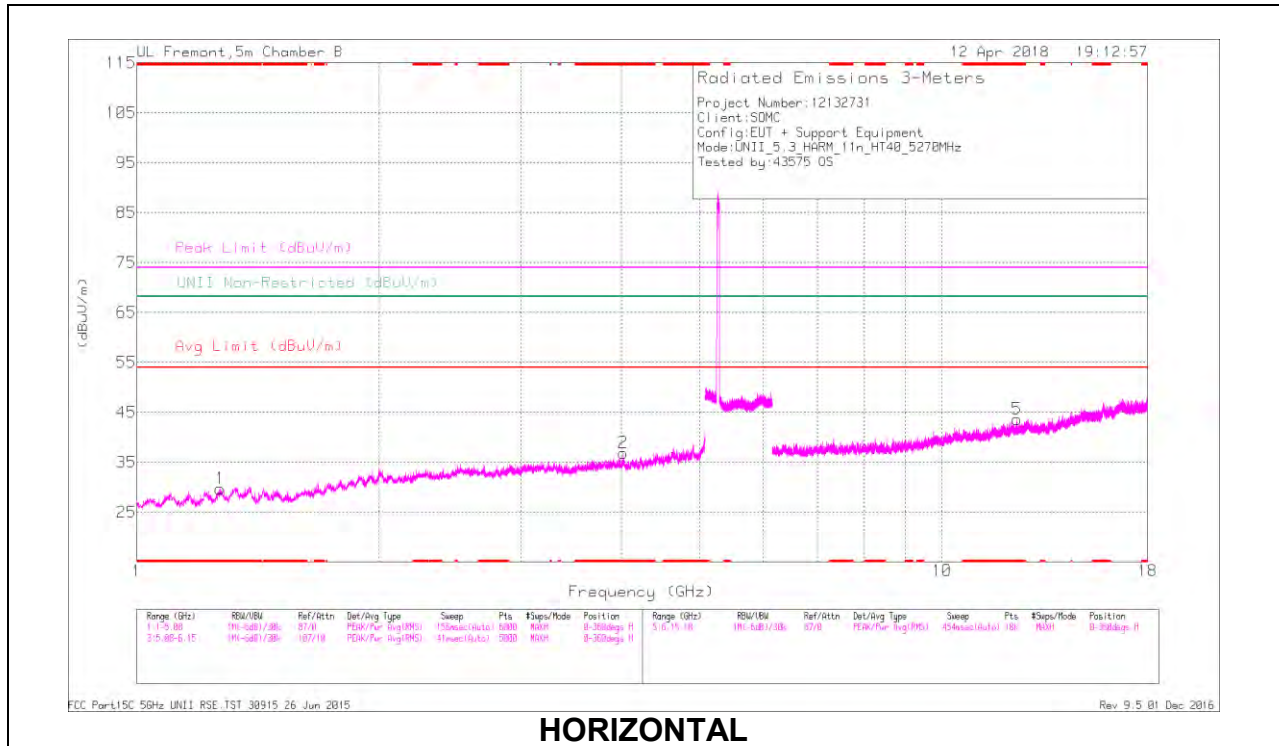


Marker	Frequency (GHz)	Meter Reading (dBuV)	Det	AF T862 (dB/m)	Amp/Cou/Filt/Pad (dB)	DC Corr (dB)	Corrected Reading (dBuV/m)	Average Limit (dBuV/m)	Margin (dB)	Peak Limit (dBuV/m)	PK Margin (dB)	Azimuth (Degs)	Height (cm)	Polarity
1	* 5.35	39.53	Pk	34.6	-18.2	0	55.93	-	-	74	-18.07	91	149	V
3	* 5.35	30.7	RMS	34.6	-18.2	32	47.42	54	-6.58	-	-	91	149	V
2	* 5.351	41.49	Pk	34.6	-18.2	0	57.89	-	-	74	-16.11	91	149	V
4	* 5.351	31.2	RMS	34.6	-18.2	32	47.92	54	-6.08	-	-	91	149	V

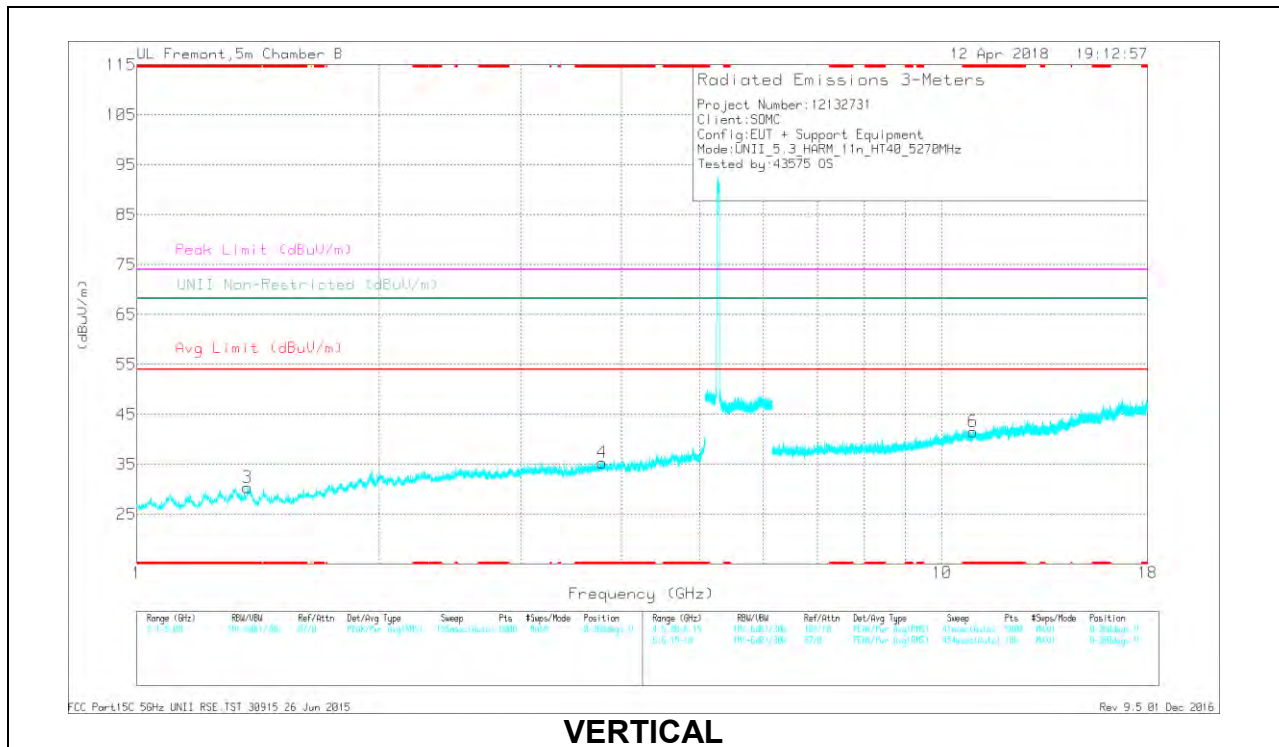
* - indicates frequency in CFR47 Pt 15 Restricted Band
 Pk - Peak detector
 RMS - RMS detection

HARMONICS AND SPURIOUS EMISSIONS

LOW CHANNEL RESULTS



HORIZONTAL



VERTICAL

RADIATED EMISSIONS

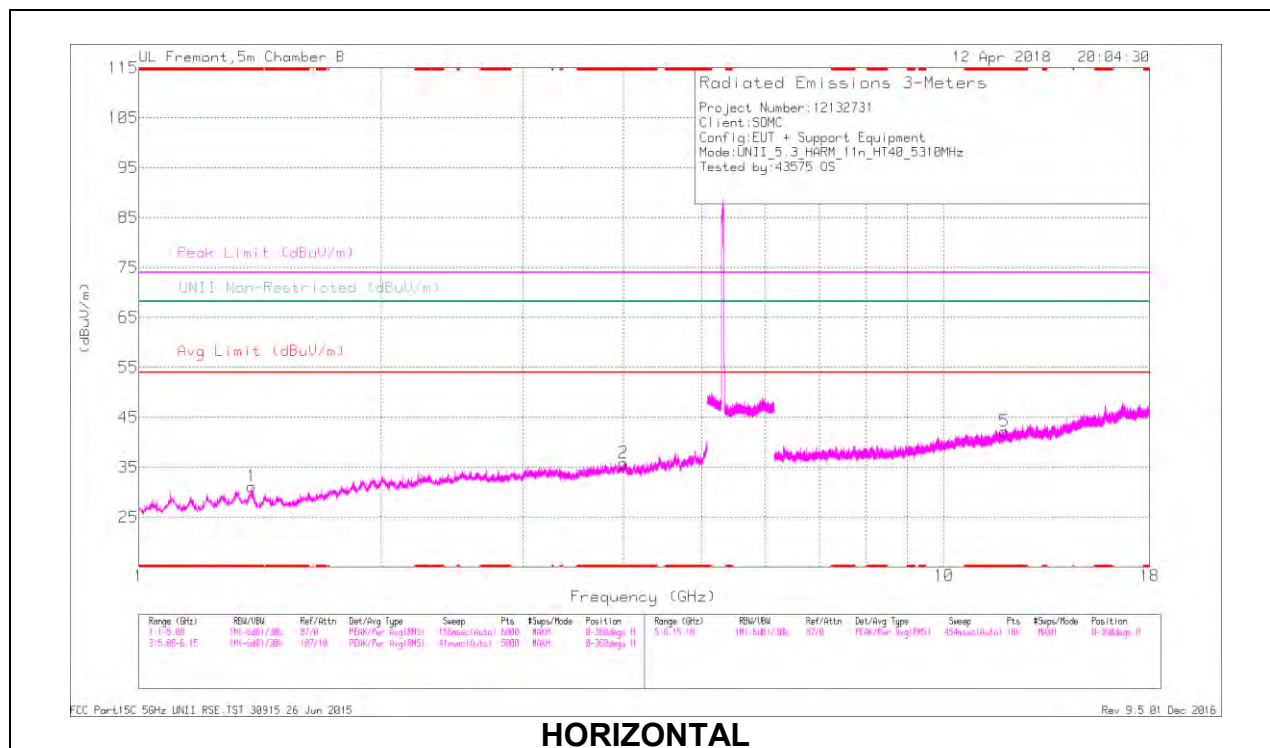
Frequency (GHz)	Meter Reading (dBuV)	Det	AF T863 (dB/m)	Amp/Chl/Filt/Pad (dB)	DC Corr (dB)	Corrected Reading (dBuV/m)	Avg Limit (dBuV/m)	Margin (dB)	Peak Limit (dBuV/m)	PK Margin (dB)	UNII Non-Restricted (dBuV/m)	PK Margin (dB)	Azimuth (Degs)	Height (cm)	Polarity
* 1.269	42.21	PK-U	28.8	-34.9	0	35.11	-	-	74	-37.89	-	-	57	278	H
* 1.269	30.42	ADR	28.8	-34.9	.32	24.64	54	-29.36	-	-	-	-	57	278	H
* 4.018	39.37	PK-U	33.5	-30.7	0	42.17	-	-	74	-31.83	-	-	133	289	H
* 4.017	27.93	ADR	33.5	-30.7	.32	31.05	54	-22.95	-	-	-	-	133	289	H
* 1.372	41.49	PK-U	28.6	-33.7	0	36.39	-	-	74	-37.61	-	-	215	156	V
* 1.374	29.7	ADR	28.5	-33.8	.32	24.72	54	-29.28	-	-	-	-	215	156	V
* 3.788	39.64	PK-U	33.5	-31.6	0	41.54	-	-	74	-32.46	-	-	251	241	V
* 3.788	28.41	ADR	33.5	-31.6	.32	30.63	54	-23.37	-	-	-	-	251	241	V
* 12.397	33.4	PK-U	39	-24.2	0	48.2	-	-	74	-25.8	-	-	74	224	H
* 12.396	22.01	ADR	39	-24.2	.32	37.13	54	-16.87	-	-	-	-	74	224	H
* 10.93	34.06	PK-U	37.7	-24.4	0	47.36	-	-	74	-26.64	-	-	308	116	V
* 10.93	22.24	ADR	37.7	-24.4	.32	35.86	54	-18.14	-	-	-	-	308	116	V

* - indicates frequency in CFR47 Pt 15 Restricted Band

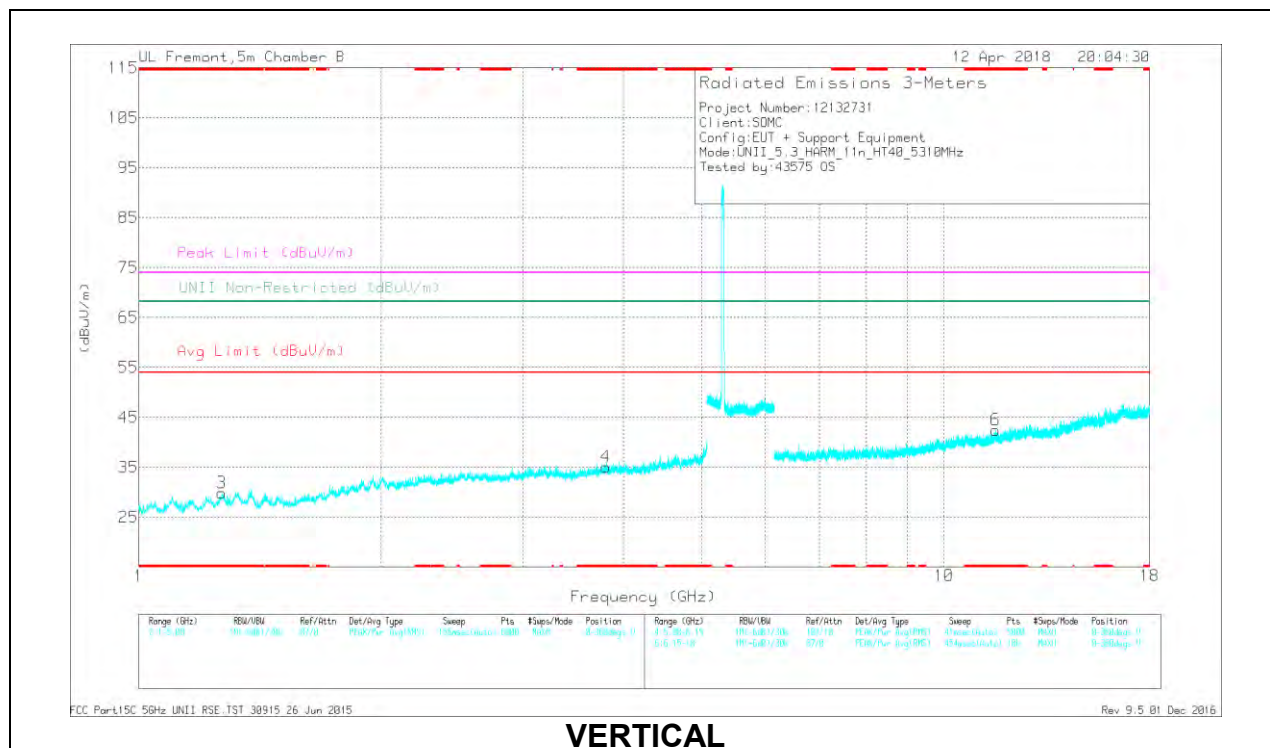
PK-U - U-NII: Maximum Peak

ADR - U-NII AD primary method, RMS average

HIGH CHANNEL RESULTS



HORIZONTAL



VERTICAL

RADIATED EMISSIONS

Frequency (GHz)	Meter Reading (dBuV)	Det	AF 1863 (dB/m)	Amp/Cbl/Filtr/Pad (dB)	DC Corr (dB)	Corrected Reading (dBuV/m)	Avg Limit (dBuV/m)	Margin (dB)	Peak Limit (dBuV/m)	PK Margin (dB)	UNII Non-Restricted (dBuV/m)	PK Margin (dB)	Azimuth (Degs)	Height (cm)	Polarity
* 1.38	41.9	PK-U	28.5	-33.8	0	35.6	-	-	74	-37.4	-	-	356	284	H
* 1.381	30.15	ADR	28.4	-33.8	.32	25.07	54	-28.93	-	-	-	-	356	284	H
* 4.002	39.08	PK-U	33.5	-30.4	0	42.18	-	-	74	-31.82	-	-	293	226	H
* 4	27.22	ADR	33.5	-30.4	.32	30.64	54	-23.36	-	-	-	-	293	226	H
* 1.268	42.18	PK-U	28.8	-34.9	0	36.08	-	-	74	-37.92	-	-	98	141	V
* 1.27	30.33	ADR	28.8	-34.9	.32	24.55	54	-29.45	-	-	-	-	98	141	V
* 3.802	40.74	PK-U	33.5	-31.7	0	42.54	-	-	74	-31.46	-	-	213	224	V
* 3.805	28.73	ADR	33.5	-31.7	.32	30.85	54	-23.15	-	-	-	-	213	224	V
* 11.891	33.84	PK-U	38.7	-24.2	0	48.34	-	-	74	-25.66	-	-	205	353	H
* 11.89	22.12	ADR	38.7	-24.2	.32	36.94	54	-17.06	-	-	-	-	205	353	H
* 11.579	33.5	PK-U	38.2	-23.7	0	48	-	-	74	-26	-	-	160	179	V
* 11.58	21.97	ADR	38.2	-23.7	.32	36.79	54	-17.21	-	-	-	-	160	179	V

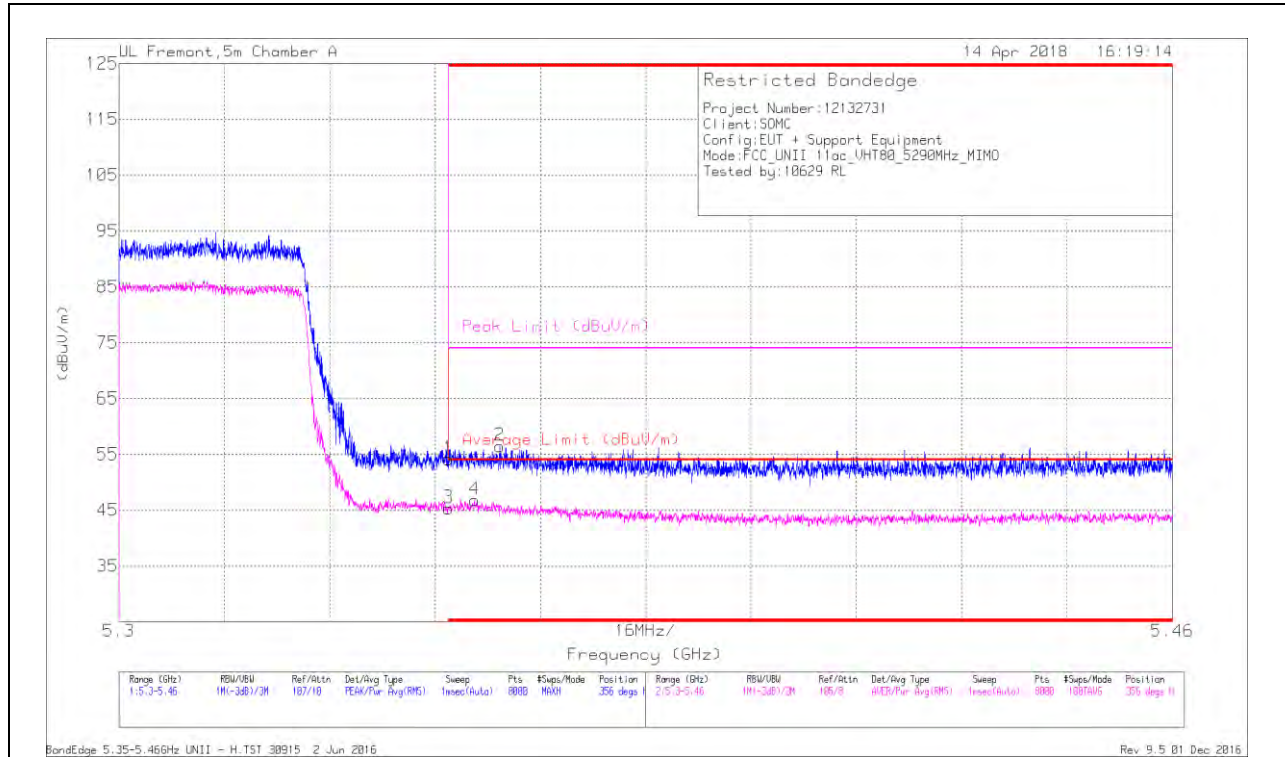
* - indicates frequency in CFR47 Pt 15 Restricted Band

PK-U - U-NII: Maximum Peak

ADR - U-NII AD primary method, RMS average

9.1.8. TX ABOVE 1 GHz 802.11ac VHT80 MODE IN THE 5.3 GHz BAND

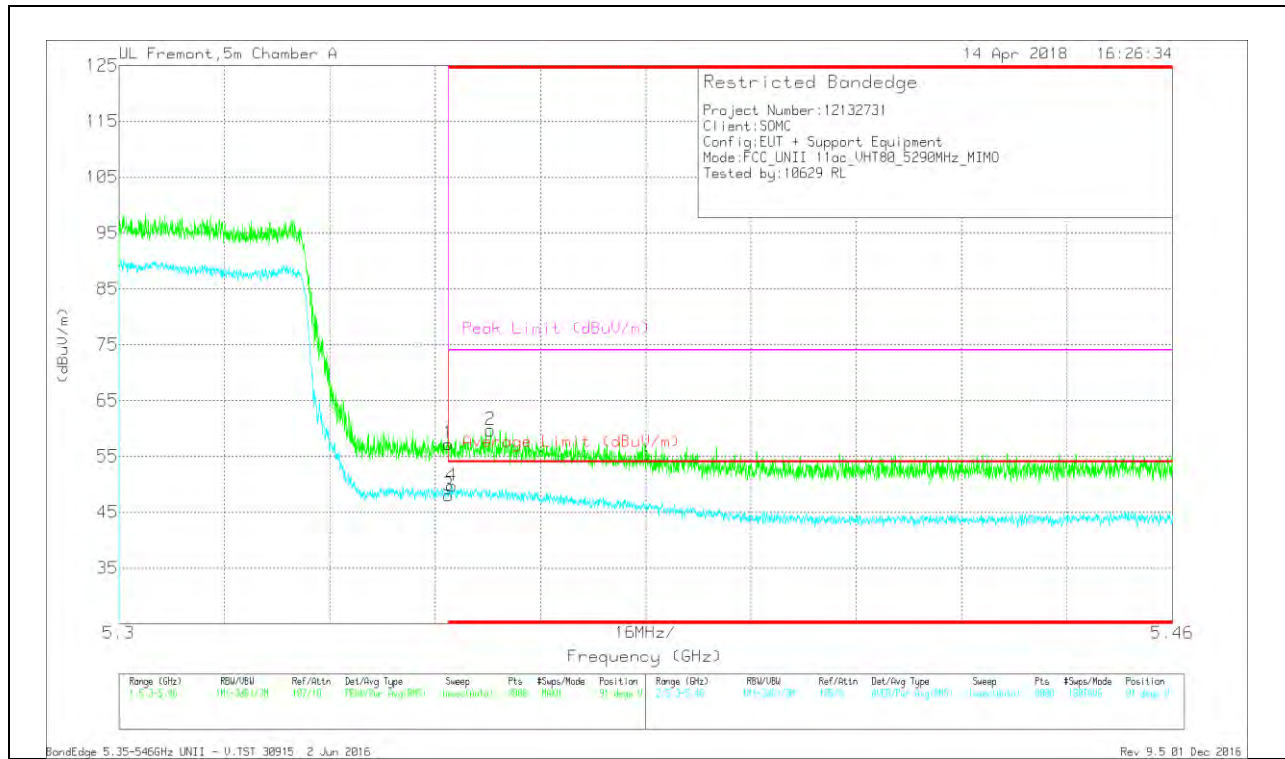
**BANDEDGE (MID CHANNEL)
 HORIZONTAL RESULT**



Marker	Frequency (GHz)	Meter Reading (dBuV)	Det	AF T862 (dBm)	Amp/Cb/Filt/Pad (dB)	DC Corr (dB)	Corrected Reading (dBuV/m)	Average Limit (dBuV/m)	Margin (dB)	Peak Limit (dBuV/m)	PK Margin (dB)	Azimuth (Degs)	Height (cm)	Polarity
1	* 5.35	37.79	Pk	34.6	-18.2	0	54.19	-	-	74	-19.81	356	236	H
3	* 5.35	28.34	RMS	34.6	-18.2	62	45.36	54	-8.64	-	-	356	236	H
4	* 5.354	29.82	RMS	34.6	-18.2	62	46.84	54	-7.16	-	-	356	236	H
2	* 5.358	40.09	Pk	34.6	-18.2	0	56.49	-	-	74	-17.51	356	236	H

* - indicates frequency in CFR47 Pt 15 Restricted Band
 Pk - Peak detector
 RMS - RMS detection

VERTICAL RESULT

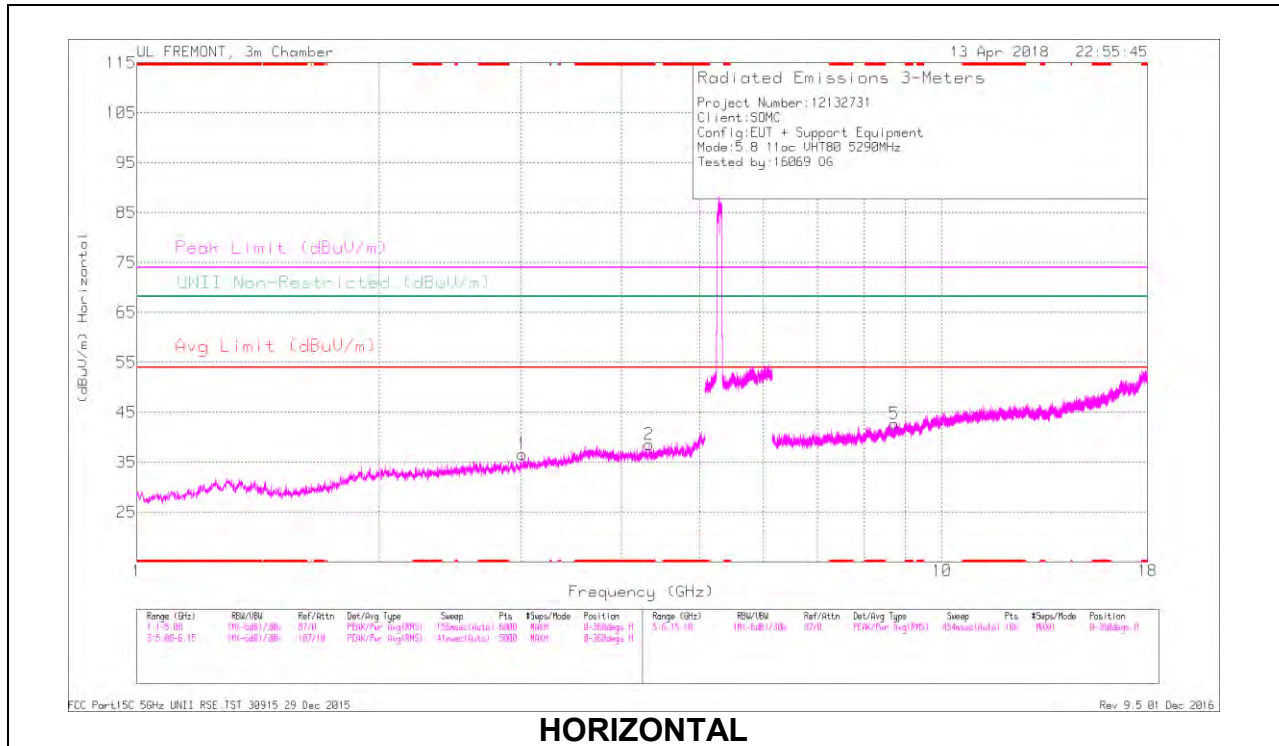


Marker	Frequency (GHz)	Meter Reading (dBuV)	Det	AF T862 (dB/m)	Amp/Cou/Filt/Pad (dB)	DC Corr (dB)	Corrected Reading (dBuV/m)	Average Limit (dBuV/m)	Margin (dB)	Peak Limit (dBuV/m)	PK Margin (dB)	Azimuth (Degs)	Height (cm)	Polarity
1	* 5.35	40.83	Pk	34.6	-18.2	0	57.23	-	-	74	-16.77	91	184	V
3	* 5.35	31	RMS	34.6	-18.2	62	48.02	54	-5.98	-	-	91	184	V
4	* 5.351	32.68	RMS	34.6	-18.2	62	49.7	54	-4.3	-	-	91	184	V
2	* 5.356	43.29	Pk	34.6	-18.2	0	59.69	-	-	74	-14.31	91	184	V

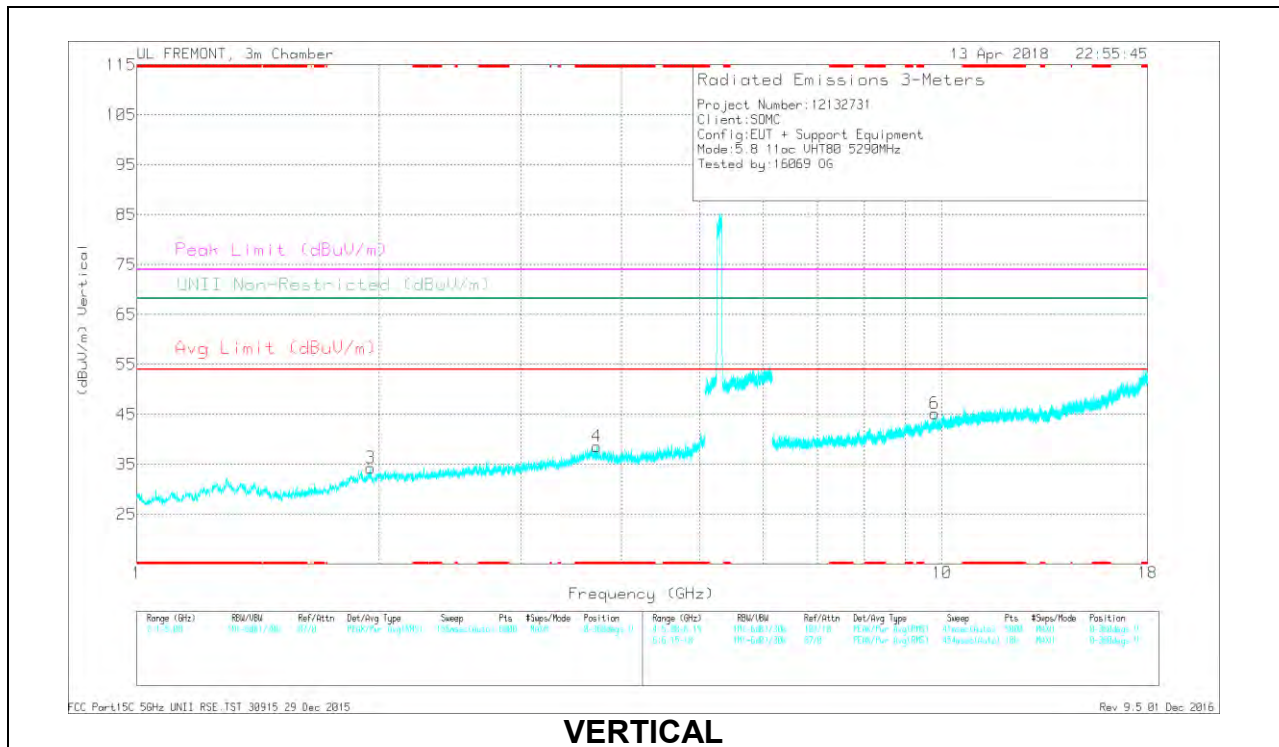
* - indicates frequency in CFR47 Pt 15 Restricted Band
 Pk - Peak detector
 RMS - RMS detection

HARMONICS AND SPURIOUS EMISSIONS

MID CHANNEL RESULTS



HORIZONTAL



VERTICAL

RADIATED EMISSIONS

Marker	Frequency (GHz)	Meter Reading (dBuV)	Det	AF 1120 (dBm)	Amp/Cbl/Ftr/Pad (dB)	DC Corr (dB)	Corrected Reading (dBuV/m)	Avg Limit (dBuV/m)	Margin (dB)	Peak Limit (dBuV/m)	PK Margin (dB)	UNI Non-Restricted (dBuV/m)	PK Margin (dB)	Azimuth (Degs)	Height (cm)	Polarity
2	* 4.325	38.27	PK-U	33.5	-27.8	0	43.97	-	-	74	-30.03	-	-	42	208	H
2	* 4.328	26.64	ADR	33.6	-27.8	.62	33.06	54	-20.94	-	-	-	-	42	208	H
4	* 3.726	38.03	PK-U	34	-27.2	0	44.83	-	-	74	-29.17	-	-	59	191	V
4	* 3.728	26.38	ADR	34	-27	.62	34	54	-20	-	-	-	-	59	191	V
3	1.949	40.18	PK-U	31.5	-30.8	0	40.88	-	-	-	-	68.2	-27.32	190	295	V
1	3.012	38	PK-U	33.1	-28.7	0	42.4	-	-	-	-	68.2	-25.8	31	213	H
5	8.722	35.12	PK-U	35.9	-23.4	0	47.62	-	-	-	-	68.2	-20.58	126	142	H
6	9.78	34.88	PK-U	37.1	-20.7	0	51.28	-	-	-	-	68.2	-18.92	298	220	V

* - indicates frequency in CFR47 Pt 15 Restricted Band

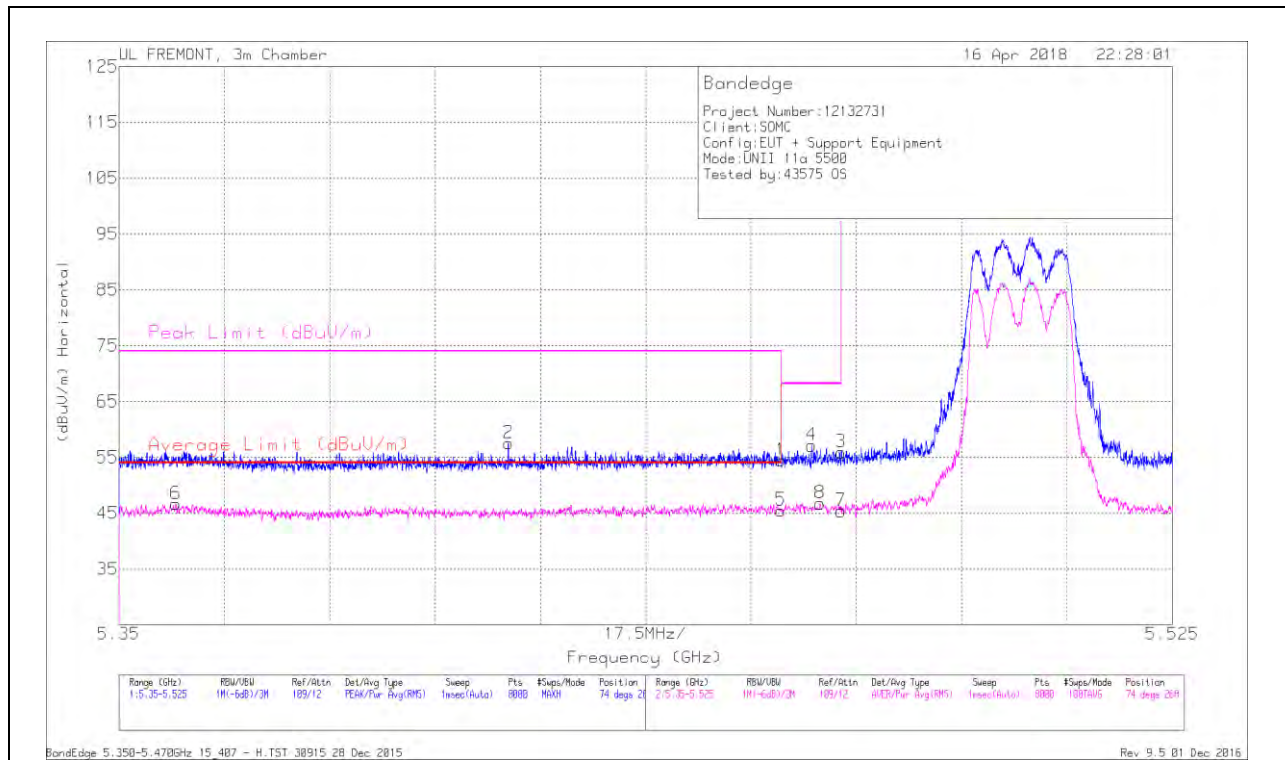
PK-U - U-NII: Maximum Peak

ADR - U-NII AD primary method, RMS average

9.1.9. TX ABOVE 1 GHz 802.11a MODE IN THE 5.6 GHz BAND

BANDEDGE (LOW CHANNEL)

HORIZONTAL RESULT



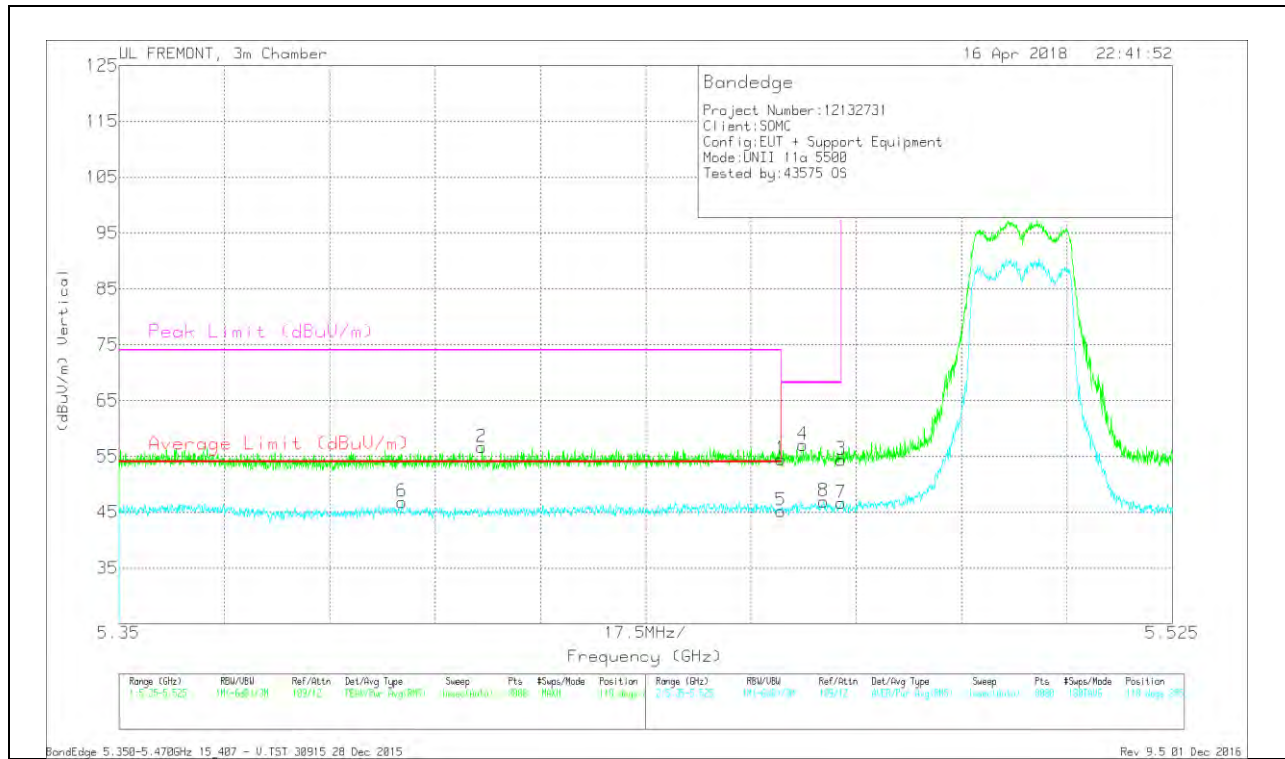
Marker	Frequency (GHz)	Meter Reading (dBuV)	Det	AF T120 (dBm)	Amp/Cbl/Fitr/Pad (dB)	DC Corr (dB)	Corrected Reading (dBuVm)	Average Limit (dBuVm)	Margin (dB)	Peak Limit (dBuVm)	PK Margin (dB)	Azimuth (Degs)	Height (cm)	Polarity
6	5.359	30.16	RMS	34.7	-18.2	0	46.66	54	-7.34	-	-	74	268	H
2	5.415	41.94	Pk	34.8	-19.2	0	57.54	-	-	74	-16.46	74	268	H
1	5.46	39.17	Pk	34.7	-19.4	0	54.47	-	-	74	-19.53	74	268	H
5	5.46	30.19	RMS	34.7	-19.4	0	45.49	54	-8.51	-	-	74	268	H
4	5.465	41.83	Pk	34.7	-19.4	0	57.13	-	-	68.2	-11.07	74	268	H
8	5.466	31.43	RMS	34.7	-19.4	0	46.73	-	-	-	-	74	268	H
3	5.47	40.59	Pk	34.7	-19.4	0	55.89	-	-	68.2	-12.31	74	268	H
7	5.47	30.1	RMS	34.7	-19.4	0	45.4	-	-	-	-	74	268	H

* - indicates frequency in CFR47 Pt 15 Restricted Band

Pk - Peak detector

RMS - RMS detection

VERTICAL RESULT

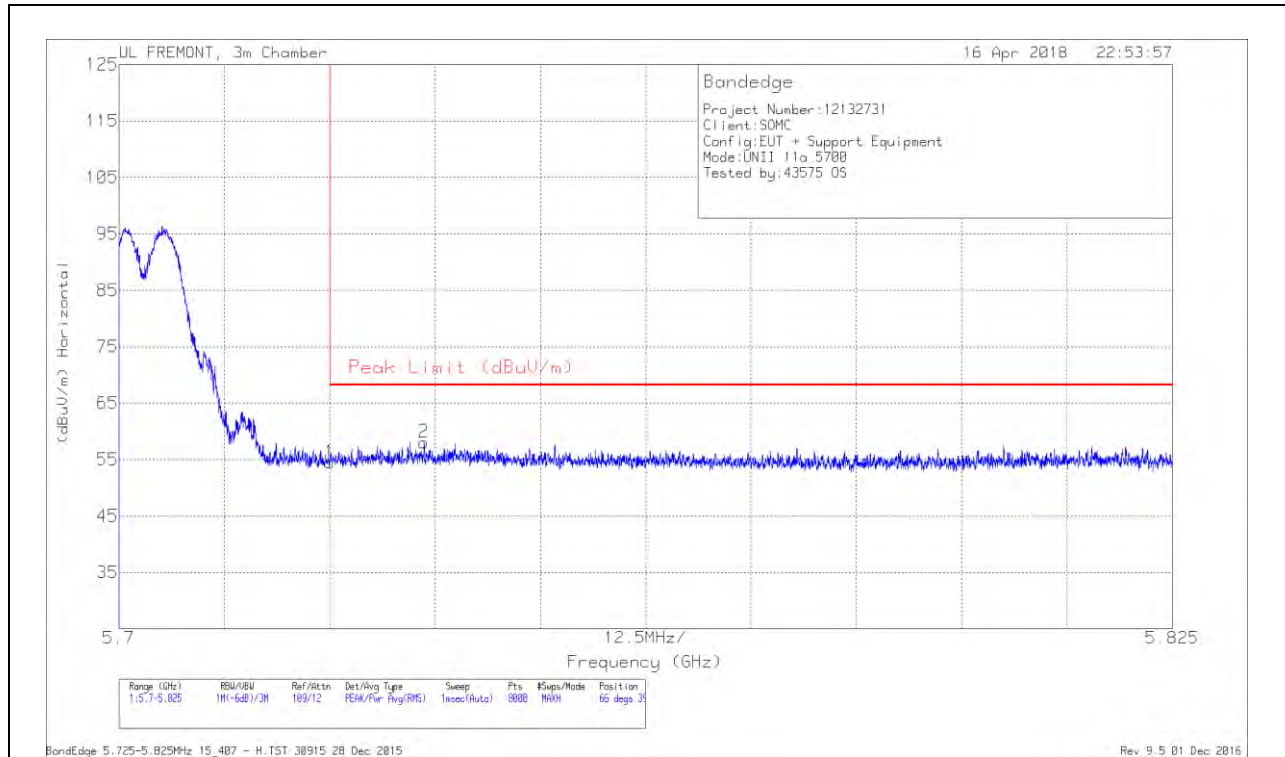


Marker	Frequency (GHz)	Meter Reading (dBuV)	Det	AF T120 (dB/m)	Amp/Cbl/Fitr/Pad (dB)	DC Corr (dB)	Corrected Reading (dBuV/m)	Average Limit (dBuV/m)	Margin (dB)	Peak Limit (dBuV/m)	PK Margin (dB)	Azimuth (Degs)	Height (cm)	Polarity
6	5.397	30.64	RMS	34.8	-18.6	0	46.84	54	-7.16	-	-	118	285	V
2	5.41	40.98	Pk	34.8	-19.1	0	56.68	-	-	74	-17.32	118	285	V
1	5.46	39.21	Pk	34.7	-19.4	0	54.51	-	-	74	-19.49	118	285	V
5	5.46	29.95	RMS	34.7	-19.4	0	45.25	54	-8.75	-	-	118	285	V
4	5.464	41.66	Pk	34.7	-19.3	0	57.06	-	-	68.2	-11.14	118	285	V
8	5.467	31.64	RMS	34.7	-19.4	0	46.94	-	-	-	-	118	285	V
3	5.47	39.1	Pk	34.7	-19.4	0	54.4	-	-	68.2	-13.8	118	285	V
7	5.47	31.37	RMS	34.7	-19.4	0	46.67	-	-	-	-	118	285	V

* - indicates frequency in CFR47 Pt 15 Restricted Band
 Pk - Peak detector
 RMS - RMS detection

BANDEDGE (HIGH CHANNEL)

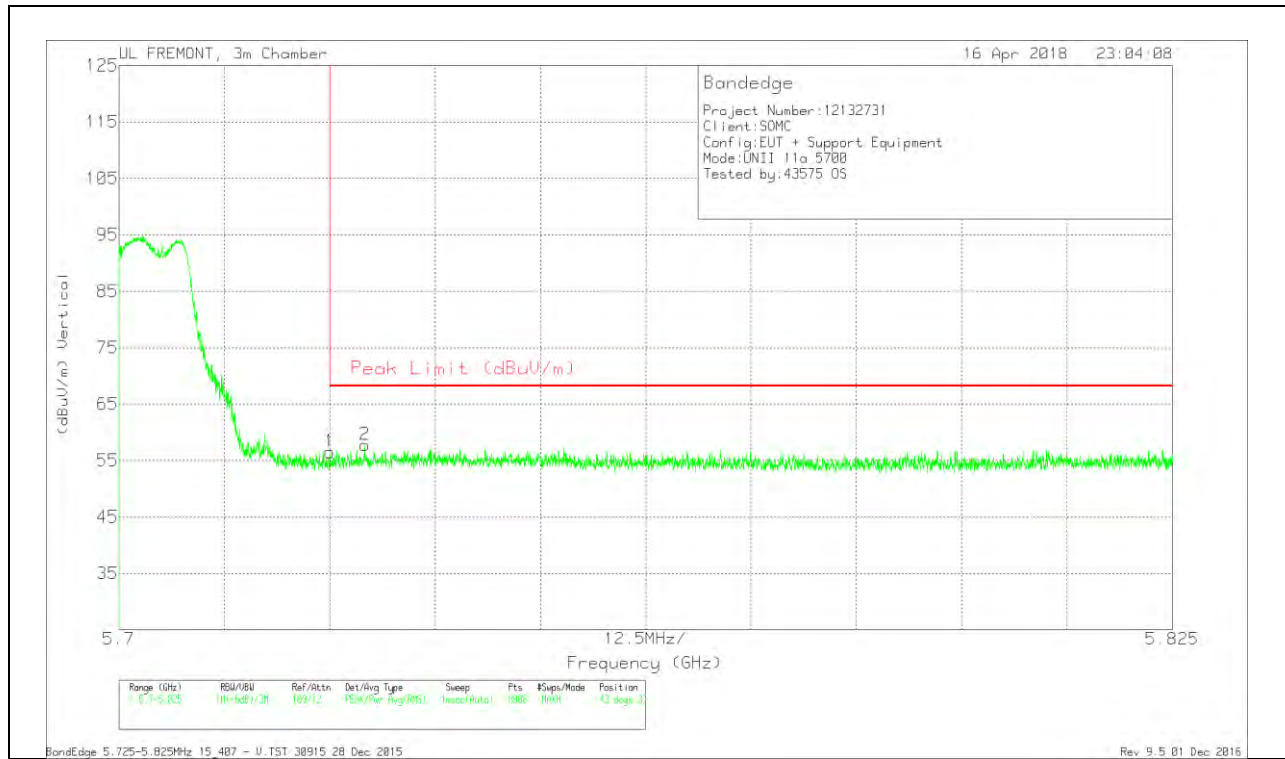
HORIZONTAL RESULT



Marker	Frequency (GHz)	Meter Reading (dBuV)	Det	AF T120 (dB/m)	Amp/Cbl/Filtr/Pad (dB)	DC Corr (dB)	Corrected Reading (dBuV/m)	Peak Limit (dBuV/m)	PK Margin (dB)	Azimuth (Degs)	Height (cm)	Polarity
1	5.725	39.53	Pk	34.9	-19.9	0	54.53	68.2	-13.67	66	395	H
2	5.736	42.74	Pk	34.9	-19.6	0	58.04	68.2	-10.16	66	395	H

* - indicates frequency in CFR47 Pt 15 Restricted Band
 Pk - Peak detector

VERTICAL RESULT

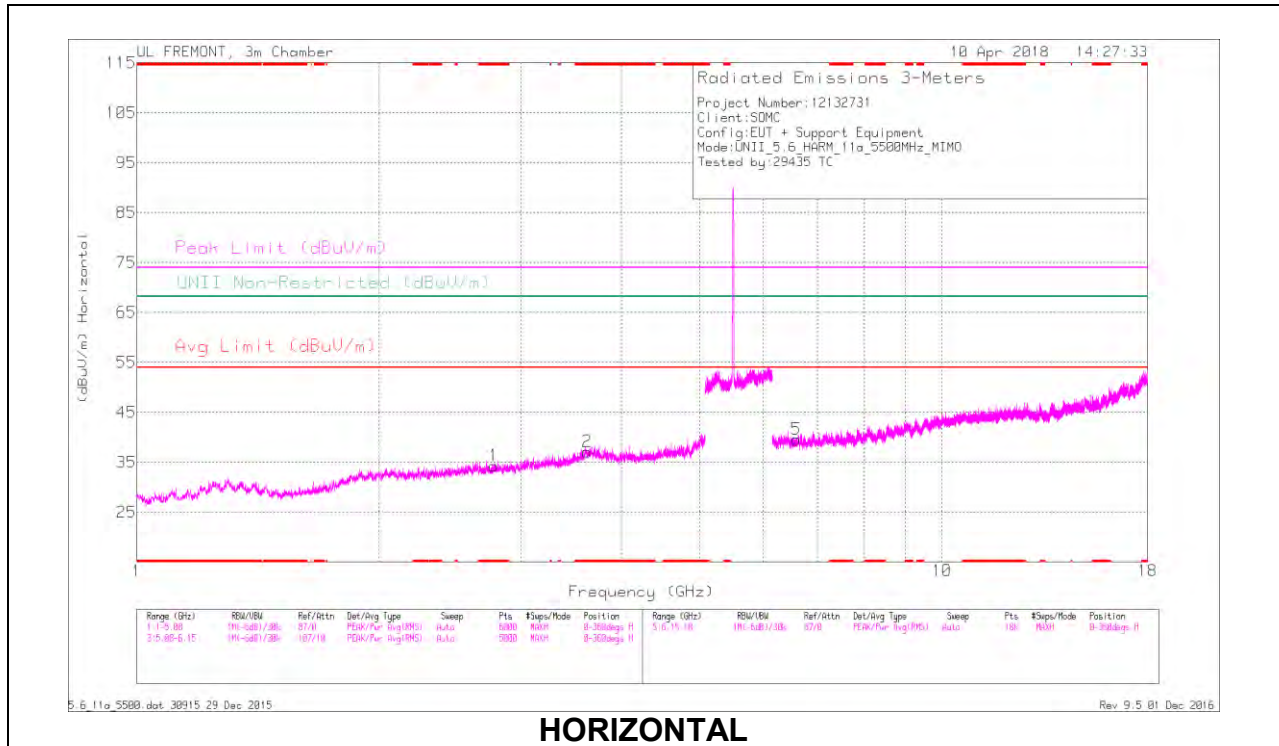


Marker	Frequency (GHz)	Meter Reading (dBuV)	Det	AF T120 (dB/m)	Amp/Cbl/Filtr/Pad (dB)	Corrected Reading (dBuV/m)	Peak Limit (dBuV/m)	PK Margin (dB)	Azimuth (Degs)	Height (cm)	Polarity
1	5.725	41.53	Pk	34.9	-19.9	56.53	68.2	-11.67	43	371	V
2	5.729	42.66	Pk	34.9	-19.8	57.76	68.2	-10.44	43	371	V

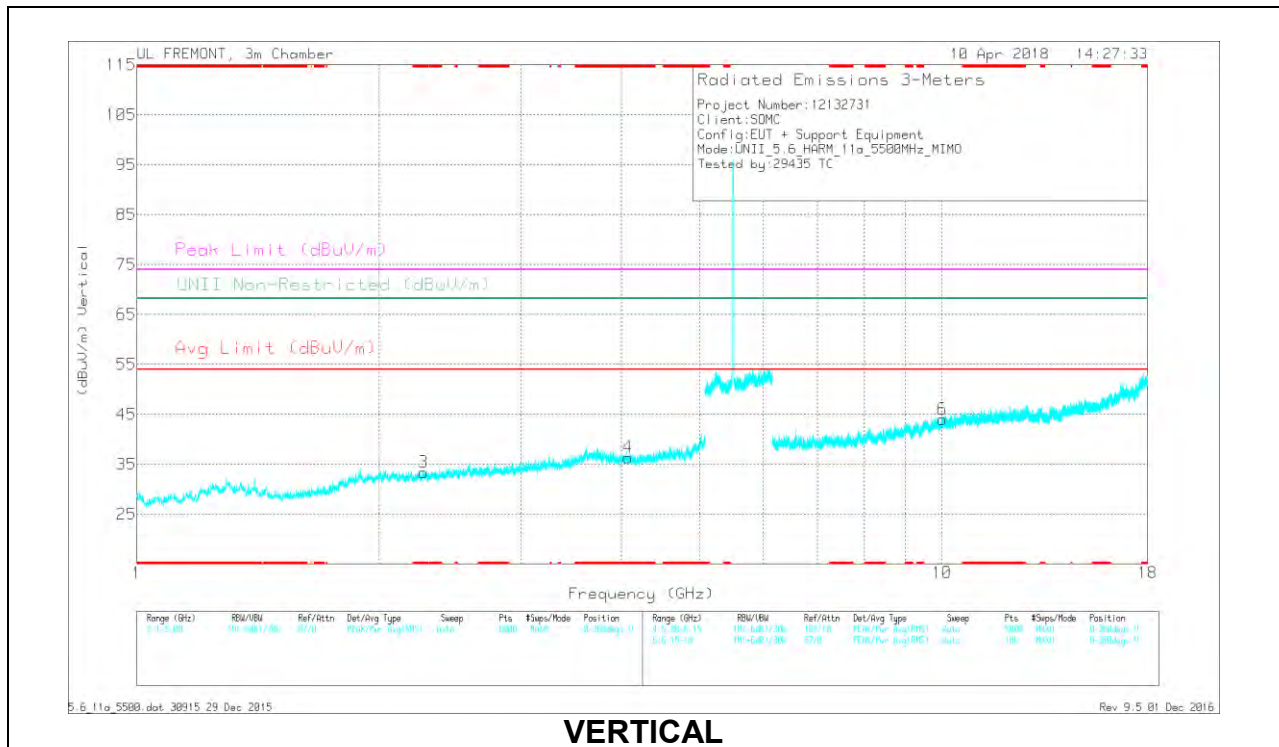
* - indicates frequency in CFR47 Pt 15 Restricted Band
 Pk - Peak detector

HARMONICS AND SPURIOUS EMISSIONS

LOW CHANNEL RESULTS



HORIZONTAL



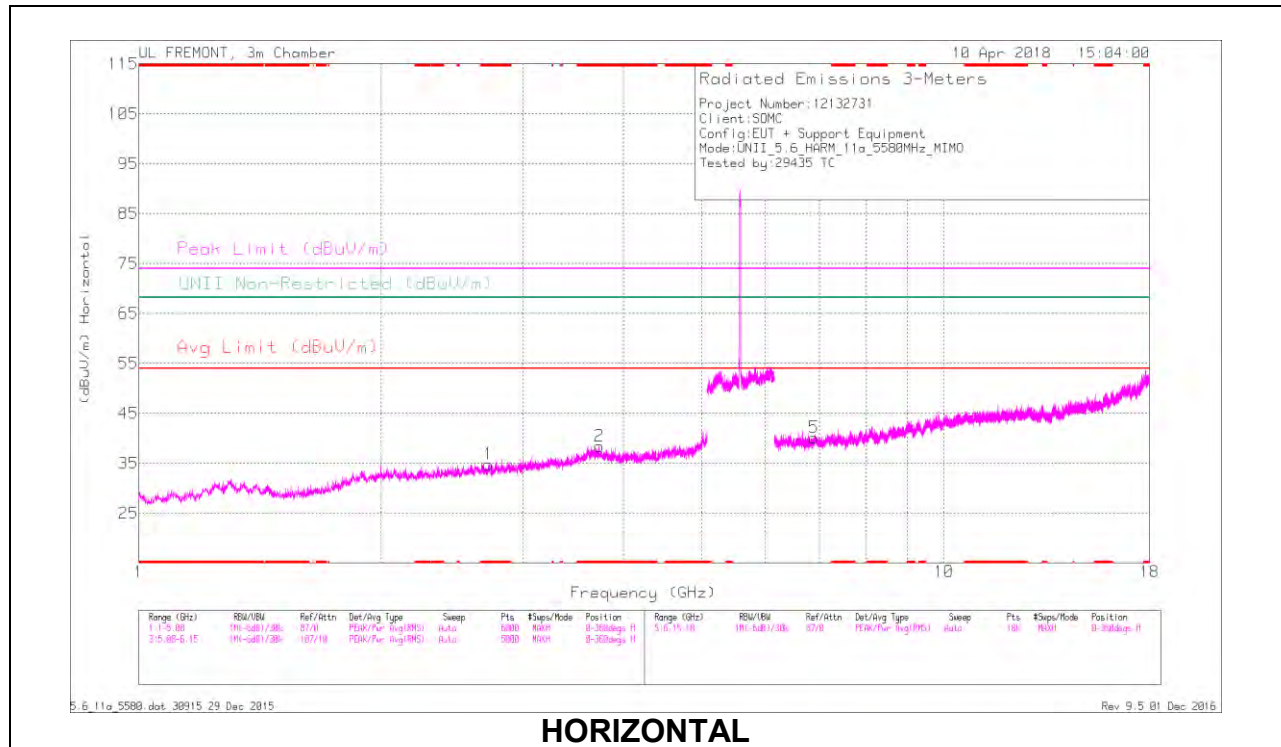
VERTICAL

RADIATED EMISSIONS

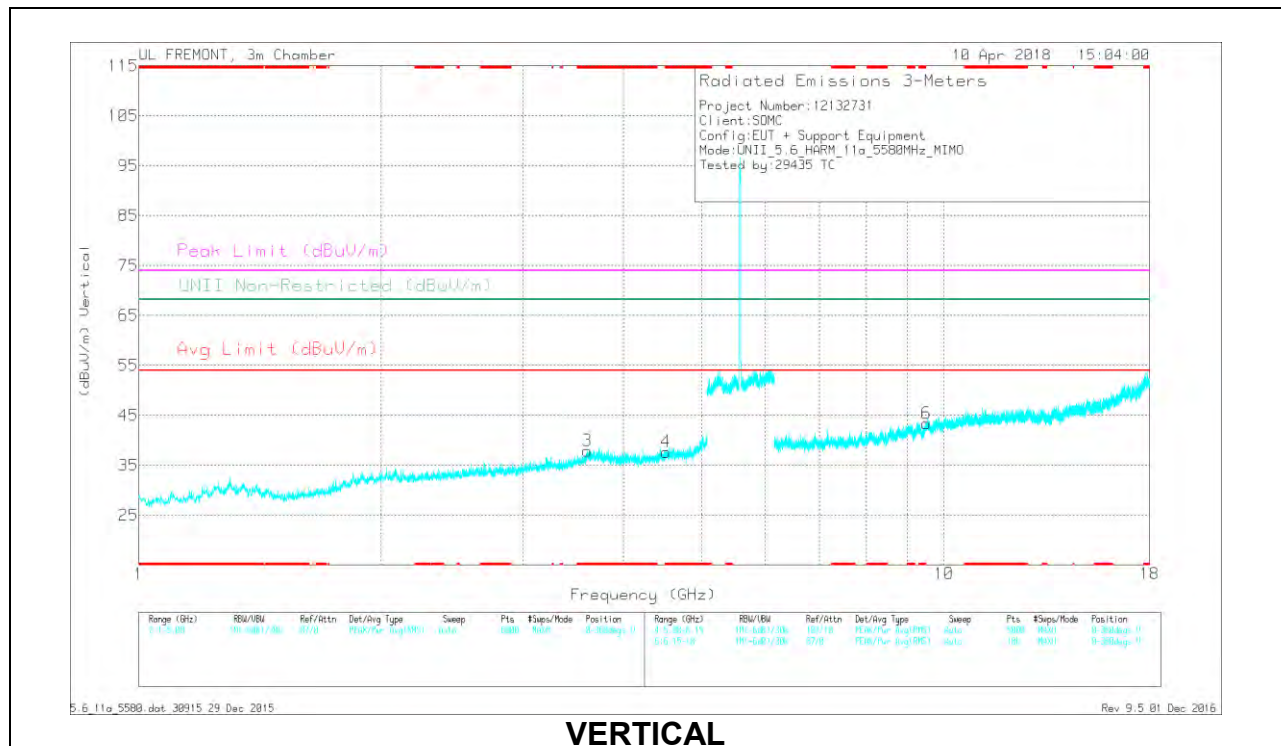
Marker	Frequenc y (GHz)	Meter Reading (dBuV)	Det	AF 1120 (dBm)	Amp/Cbl/Ftr/Pad (dB)	DC Corr (dB)	Correcte d Reading (dBuV/m)	Avg Limit (dBuV/m)	Margin (dB)	Peak Limit (dBuV/m)	PK Margin (dB)	UNI Non-Restricted (dBuV/m)	PK Margin (dB)	Azimuth (Degs)	Height (cm)	Polarity
1	* 2.778	38.76	PK-U	32.6	-29.6	0	41.76	-	-	74	-32.24	-	-	73	277	H
	* 2.78	26.75	ADR	32.6	-29.7	0	29.65	54	-24.35	-	-	-	-	73	277	H
2	* 3.625	39.22	PK-U	34.6	-29	0	44.82	-	-	74	-29.18	-	-	227	106	H
	* 3.627	27.12	ADR	34.6	-29.2	0	32.52	54	-21.48	-	-	-	-	227	106	H
3	* 2.268	39.41	PK-U	31.8	-30.6	0	40.61	-	-	74	-33.39	-	-	0	379	V
	* 2.271	27.17	ADR	31.8	-30.5	0	29.47	54	-25.53	-	-	-	-	0	379	V
4	* 4.076	39.06	PK-U	33.5	-28.2	0	44.36	-	-	74	-29.64	-	-	90	230	V
	* 4.076	27.22	ADR	33.5	-28.2	0	32.52	54	-21.48	-	-	-	-	90	230	V
5	6.591	36.54	PK-U	35.7	-25.7	0	46.54	-	-	-	-	68.2	-21.66	208	173	H
6	10.014	33.77	PK-U	37.3	-20.6	0	50.47	-	-	-	-	68.2	-17.73	178	245	V

* - indicates frequency in CFR47 Pt 15 Restricted Band
 PK-U - U-NII: Maximum Peak
 ADR - U-NII AD primary method, RMS average

MID CHANNEL RESULTS



HORIZONTAL



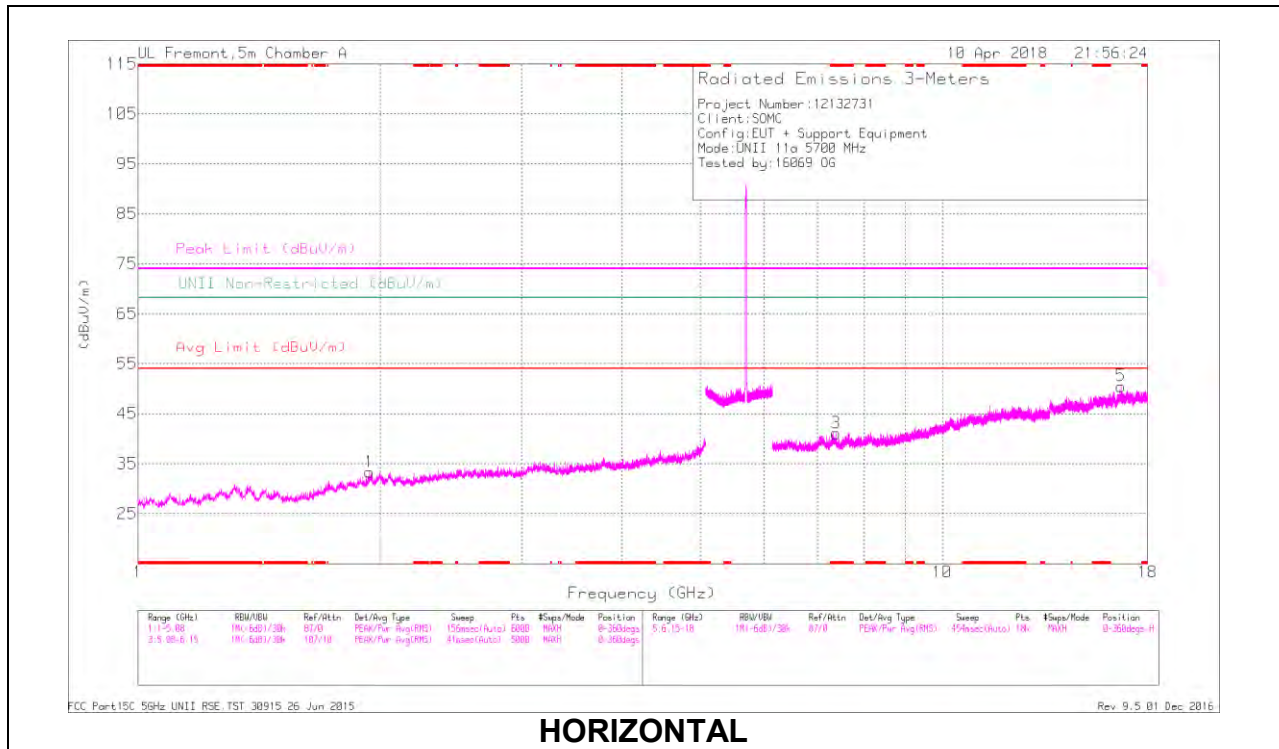
VERTICAL

RADIATED EMISSIONS

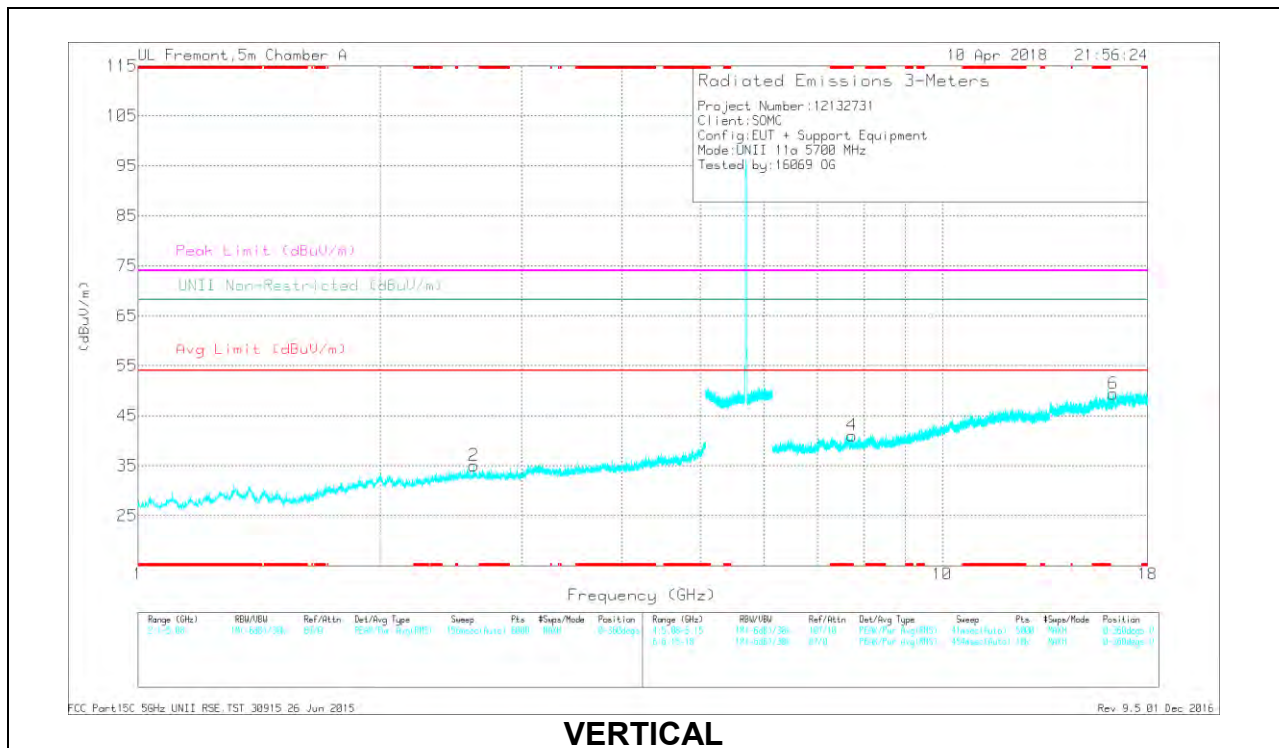
Marker	Frequenc y (GHz)	Meter Reading (dBuV)	Det	AF 1120 (dBm)	Amp/Cbl/Ftr/Pad (dB)	DC Corr (dB)	Correcte d Reading (dBuV/m)	Avg Limit (dBuV/m)	Margin (dB)	Peak Limit (dBuV/m)	PK Margin (dB)	UNI Non-Restricted (dBuV/m)	PK Margin (dB)	Azimuth (Degs)	Height (cm)	Polarity
1	* 2.719	38.52	PK-U	32.5	-29.1	0	41.92	-	-	74	-32.08	-	-	294	326	H
	* 2.716	26.39	ADR	32.5	-29.4	0	29.49	54	-24.51	-	-	-	-	294	326	H
2	* 3.728	38.1	PK-U	34	-27	0	45.1	-	-	74	-28.9	-	-	292	394	H
	* 3.727	26.37	ADR	34	-27.1	0	33.27	54	-20.73	-	-	-	-	292	394	H
3	* 3.606	39.2	PK-U	34.7	-29.3	0	44.6	-	-	74	-29.4	-	-	195	339	V
	* 3.609	27.72	ADR	34.7	-29.2	0	33.22	54	-20.78	-	-	-	-	195	339	V
4	* 4.52	39.03	PK-U	34	-28.7	0	44.33	-	-	74	-29.67	-	-	93	365	V
	* 4.518	27.62	ADR	34	-28.7	0	32.92	54	-21.08	-	-	-	-	93	365	V
5	6.896	35.65	PK-U	35.7	-25	0	46.35	-	-	-	-	68.2	-21.85	148	181	H
6	9.507	34.17	PK-U	36.8	-21.1	0	49.87	-	-	-	-	68.2	-18.33	162	229	V

* - indicates frequency in CFR47 Pt 15 Restricted Band
 PK-U - U-NII: Maximum Peak
 ADR - U-NII AD primary method, RMS average

HIGH CHANNEL RESULTS



HORIZONTAL



VERTICAL

RADIATED EMISSIONS

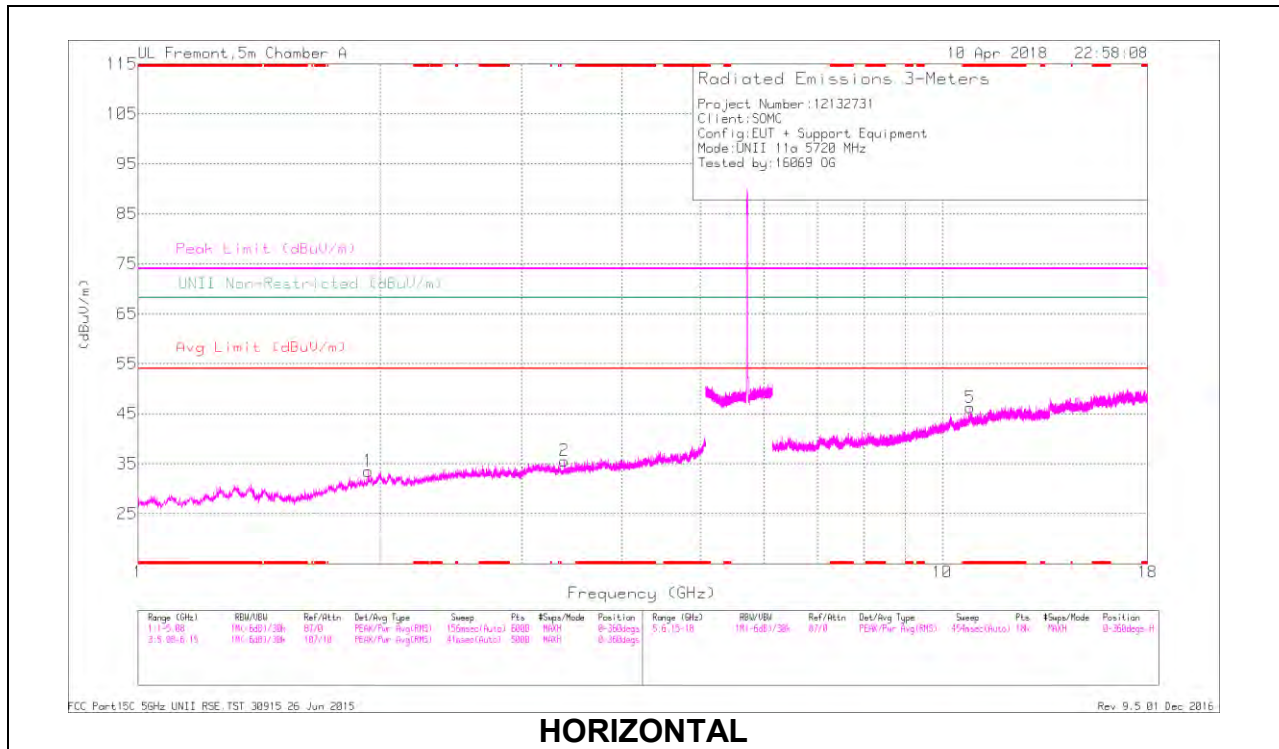
Marker	Frequency (GHz)	Meter Reading (dBuV)	Det	AF T862 (dBm)	Amp/Cbl/Ftr/Pad (dB)	DC Corr (dB)	Corrected Reading (dBuV/m)	Avg Limit (dBuV/m)	Margin (dB)	Peak Limit (dBuV/m)	PK Margin (dB)	UNI Non-Restricted (dBuV/m)	PK Margin (dB)	Azimuth (Degs)	Height (cm)	Polarity
3	* 7.383	33.42	PK-U	35.6	-22.5	0	46.52	-	-	74	-27.48	-	-	0	297	H
	* 7.384	21.15	ADR	35.6	-22.5	0	34.25	54	-19.75	-	-	-	-	0	297	H
4	* 7.723	34.59	PK-U	35.7	-23.1	0	47.19	-	-	74	-26.81	-	-	0	245	V
	* 7.725	21.85	ADR	35.7	-23.1	0	34.45	54	-19.55	-	-	-	-	0	245	V
1	1.94	39.03	PK-U	31.3	-31.2	0	39.13	-	-	-	-	68.2	-29.07	235	244	H
2	2.618	38.3	PK-U	32.5	-30.3	0	40.5	-	-	-	-	68.2	-27.7	152	315	V
6	18.319	32.16	PK-U	40.8	-18.7	0	54.26	-	-	-	-	68.2	-13.94	56	179	V
5	16.661	32.35	PK-U	41.6	-18.7	0	55.25	-	-	-	-	68.2	-12.95	136	319	H

* - indicates frequency in CFR47 Pt 15 Restricted Band

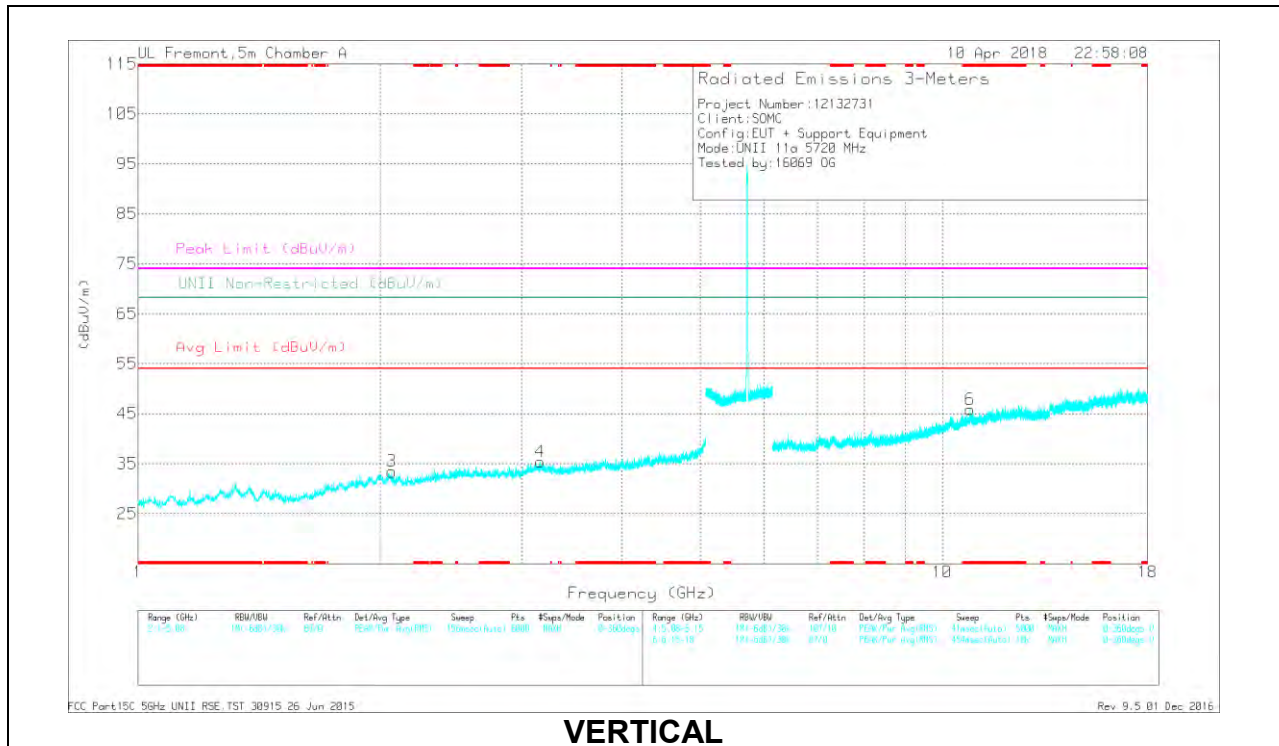
PK-U - U-NII: Maximum Peak

ADR - U-NII AD primary method, RMS average

CHANNEL 144 RESULTS



HORIZONTAL



VERTICAL

RADIATED EMISSIONS

Marker	Frequency (GHz)	Meter Reading (dBuV)	Det	AF T662 (dBm)	Amp/CalFilt/Pad (dB)	DC Corr (dB)	Corrected Reading (dBuV/m)	Avg Limit (dBuV/m)	Margin (dB)	Peak Limit (dBuV/m)	PK Margin (dB)	UNII Non-Restricted (dBuV/m)	PK Margin (dB)	Azimuth (Degs)	Height (cm)	Polarity
5	* 10.837	31.89	PK-U	37.9	-18.5	0	51.29	-	-	74	-22.71	-	-	117	257	H
	* 10.838	20.24	ADR	37.9	-18.5	0	39.64	54	-14.36	-	-	-	-	117	257	H
6	* 10.832	32.62	PK-U	37.8	-18.6	0	51.82	-	-	74	-22.18	-	-	113	227	V
	* 10.832	20.28	ADR	37.8	-18.6	0	39.48	54	-14.52	-	-	-	-	113	227	V
1	1.935	38.99	PK-U	31.3	-31.3	0	38.99	-	-	-	-	68.2	-29.21	330	113	H
3	2.065	38.3	PK-U	31.3	-30.5	0	38.1	-	-	-	-	68.2	-29.1	347	116	V
4	3.165	38.26	PK-U	32.9	-29	0	42.16	-	-	-	-	68.2	-28.04	103	285	V
2	3.388	37.16	PK-U	32.6	-28.3	0	40.46	-	-	-	-	68.2	-27.74	288	288	H

* - indicates frequency in CFR47 Pt 15 Restricted Band

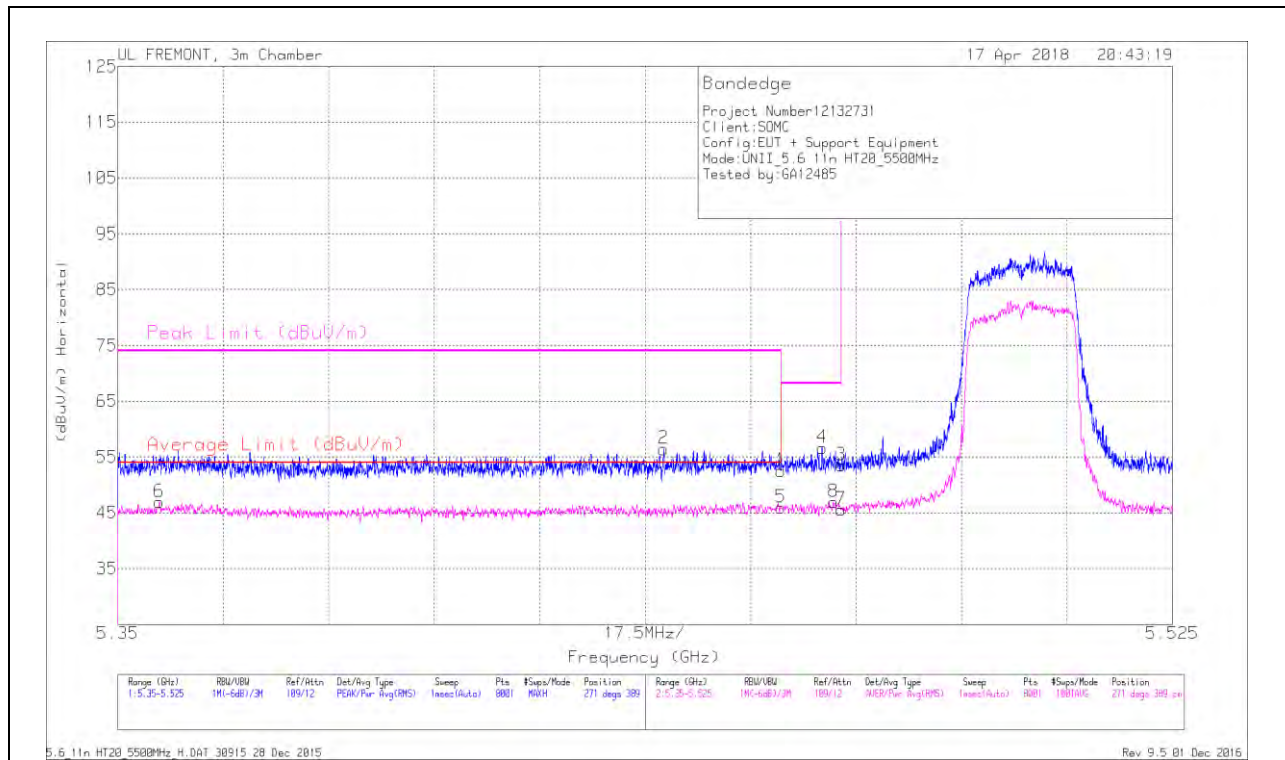
PK-U - U-NII: Maximum Peak

ADR - U-NII AD primary method, RMS average

9.1.10. TX ABOVE 1 GHz 802.11n HT20 MODE IN THE 5.6 GHz BAND

BANDEDGE (LOW CHANNEL)

HORIZONTAL RESULT



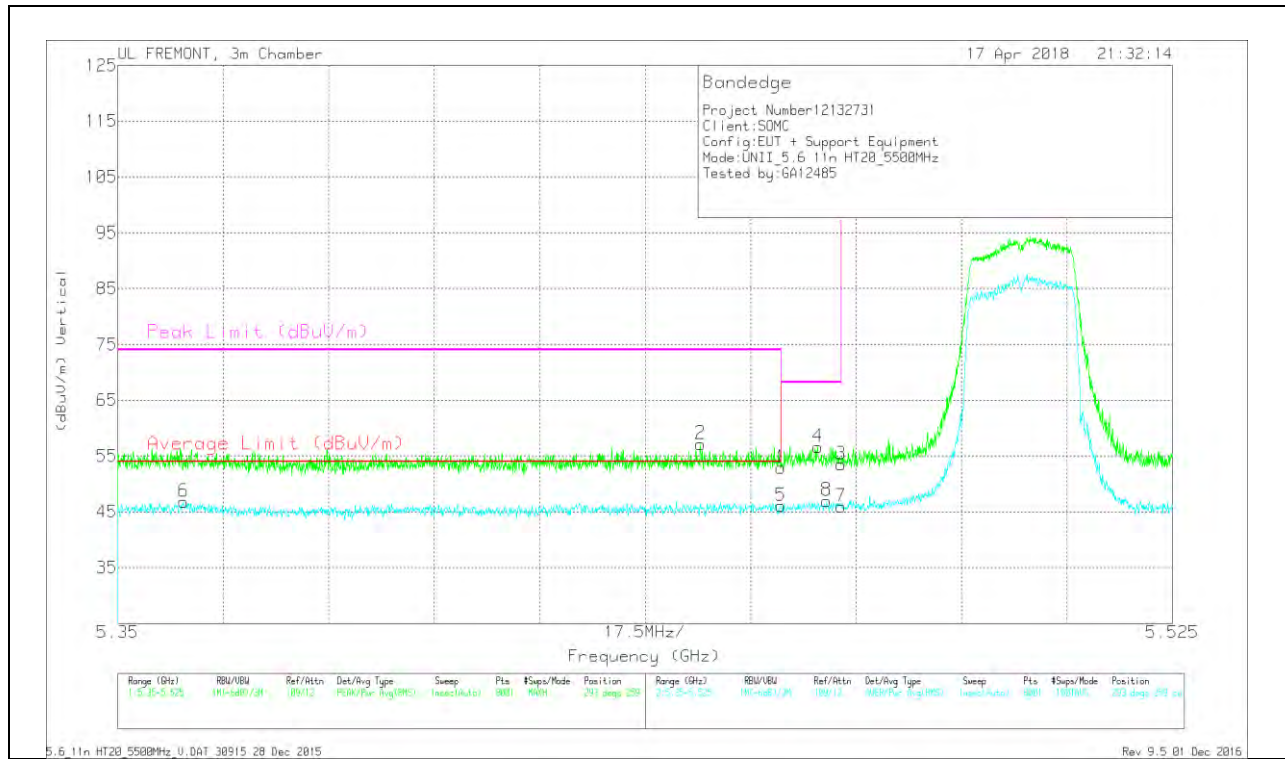
Marker	Frequency (GHz)	Meter Reading (dBuV)	Det	AF T120 (dBm)	Amp/Cbl/Filtr/Pad (dB)	DC Corr (dB)	Corrected Reading (dBuV/m)	Average Limit (dBuV/m)	Margin (dB)	Peak Limit (dBuV/m)	PK Margin (dB)	Azimuth (Degs)	Height (cm)	Polarity
6	5.357	30.42	RMS	34.7	-18.3	.1	46.92	54	-7.08	-	-	271	389	H
2	5.441	41.04	Pk	34.7	-19.3	0	56.44	-	-	74	-17.56	271	389	H
1	5.46	37.24	Pk	34.7	-19.4	0	52.54	-	-	74	-21.46	271	389	H
5	5.46	30.49	RMS	34.7	-19.4	.1	45.89	54	-8.11	-	-	271	389	H
4	5.467	41.37	Pk	34.7	-19.4	0	56.67	-	-	68.2	-11.53	271	389	H
8	5.469	31.52	RMS	34.7	-19.4	.1	46.92	-	-	-	-	271	389	H
3	5.47	38.21	Pk	34.7	-19.4	0	53.51	-	-	68.2	-14.69	271	389	H
7	5.47	30.12	RMS	34.7	-19.4	.1	45.52	-	-	-	-	271	389	H

* - indicates frequency in CFR47 Pt 15 Restricted Band

Pk - Peak detector

RMS - RMS detection

VERTICAL RESULT

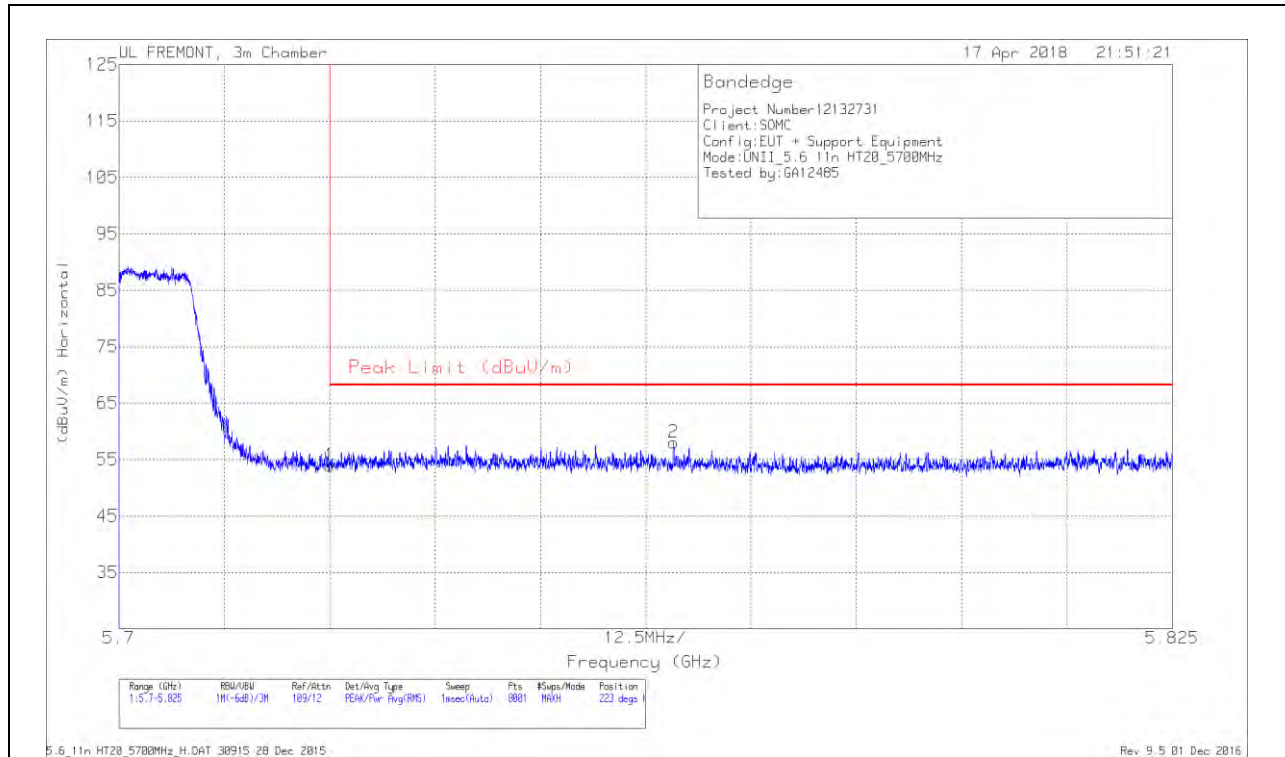


Marker	Frequency (GHz)	Meter Reading (dBuV)	Det	AF T120 (dB/m)	Amp/Cbl/Fitr/Pad (dB)	DC Corr (dB)	Corrected Reading (dBuV/m)	Average Limit (dBuV/m)	Margin (dB)	Peak Limit (dBuV/m)	PK Margin (dB)	Azimuth (Degs)	Height (cm)	Polarity
6	5.361	30.23	RMS	34.7	-18.2	.1	46.83	54	-7.17	-	-	293	259	V
2	5.447	41.78	Pk	34.7	-19.3	0	57.18	-	-	74	-16.82	293	259	V
1	5.46	37.64	Pk	34.7	-19.4	0	52.94	-	-	74	-21.06	293	259	V
5	5.46	30.68	RMS	34.7	-19.4	.1	46.08	54	-7.92	-	-	293	259	V
4	5.466	41.38	Pk	34.7	-19.4	0	56.68	-	-	68.2	-11.52	293	259	V
8	5.468	31.6	RMS	34.7	-19.4	.1	47	-	-	-	-	293	259	V
3	5.47	38.26	Pk	34.7	-19.4	0	53.56	-	-	68.2	-14.64	293	259	V
7	5.47	30.57	RMS	34.7	-19.4	.1	45.97	-	-	-	-	293	259	V

* - indicates frequency in CFR47 Pt 15 Restricted Band
 Pk - Peak detector
 RMS - RMS detection

BANDEDGE (HIGH CHANNEL)

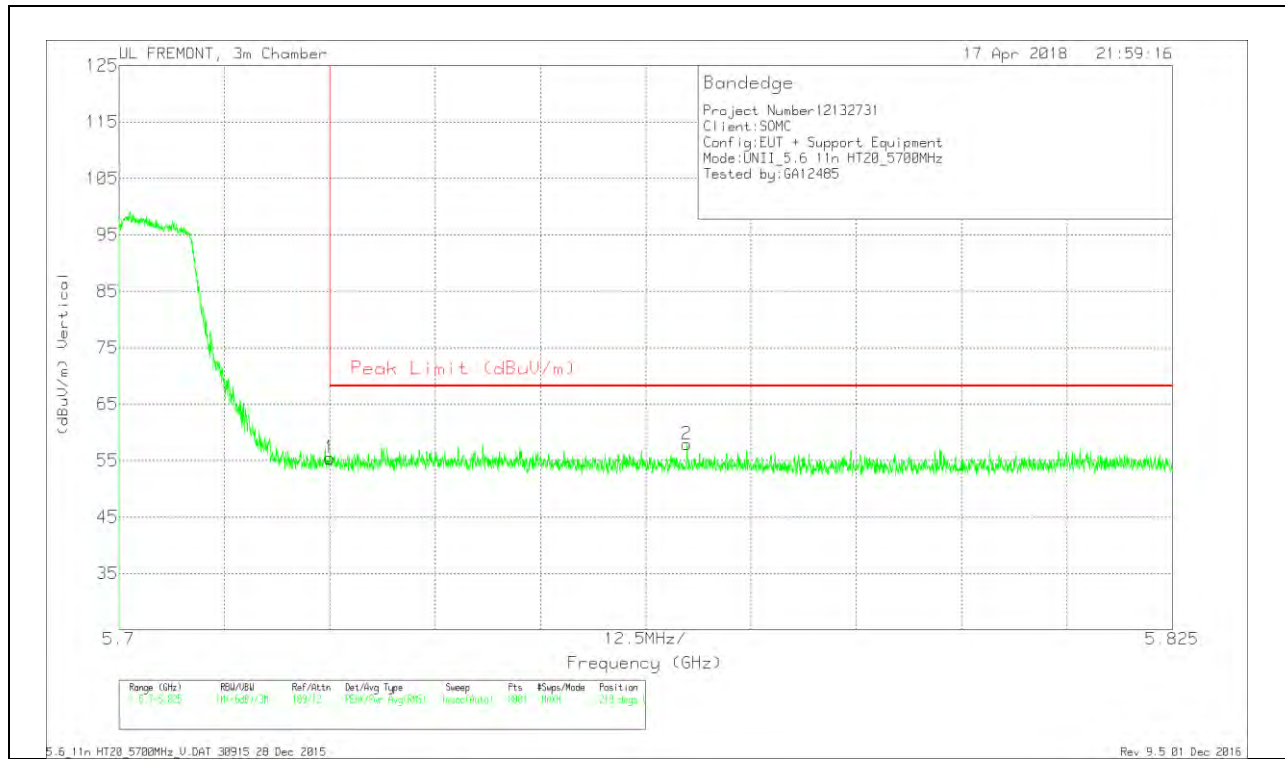
HORIZONTAL RESULT



Marker	Frequency (GHz)	Meter Reading (dBuV)	Det	AF T120 (dB/m)	Amp/Cbl/Filtr/Pad (dB)	DC Corr (dB)	Corrected Reading (dBuV/m)	Peak Limit (dBuV/m)	PK Margin (dB)	Azimuth (Degs)	Height (cm)	Polarity
1	5.725	38.9	Pk	34.9	-19.9	0	53.9	68.2	-14.3	223	258	H
2	5.766	43.29	Pk	35	-20.3	0	57.99	68.2	-10.21	223	258	H

* - indicates frequency in CFR47 Pt 15 Restricted Band
 Pk - Peak detector

VERTICAL RESULT

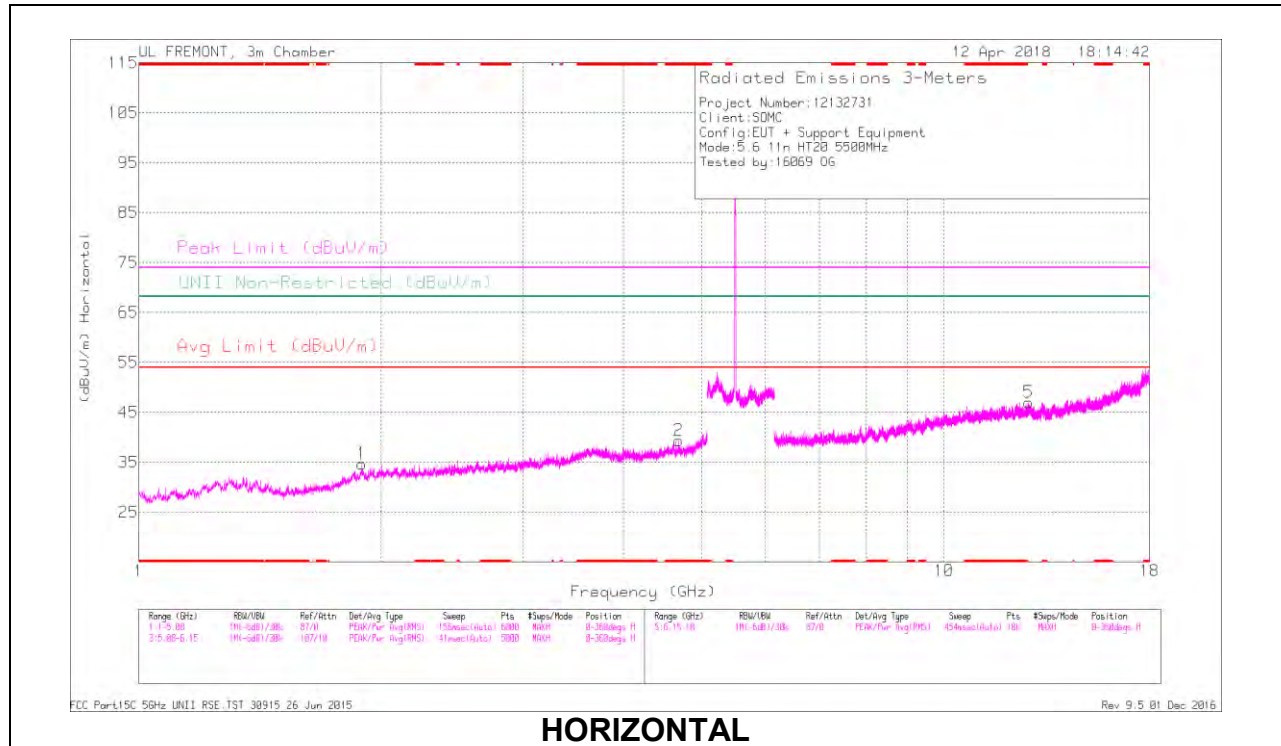


Marker	Frequency (GHz)	Meter Reading (dBuV)	Det	AF T120 (dB/m)	Amp/Cbl/Filtr/Pad (dB)	DC Corr (dB)	Corrected Reading (dBuV/m)	Peak Limit (dBuV/m)	PK Margin (dB)	Azimuth (Degs)	Height (cm)	Polarity
1	5.725	40.43	PK	34.9	-19.9	0	55.43	68.2	-12.77	219	265	V
2	5.767	43.2	PK	35	-20.3	0	57.9	68.2	-10.3	219	265	V

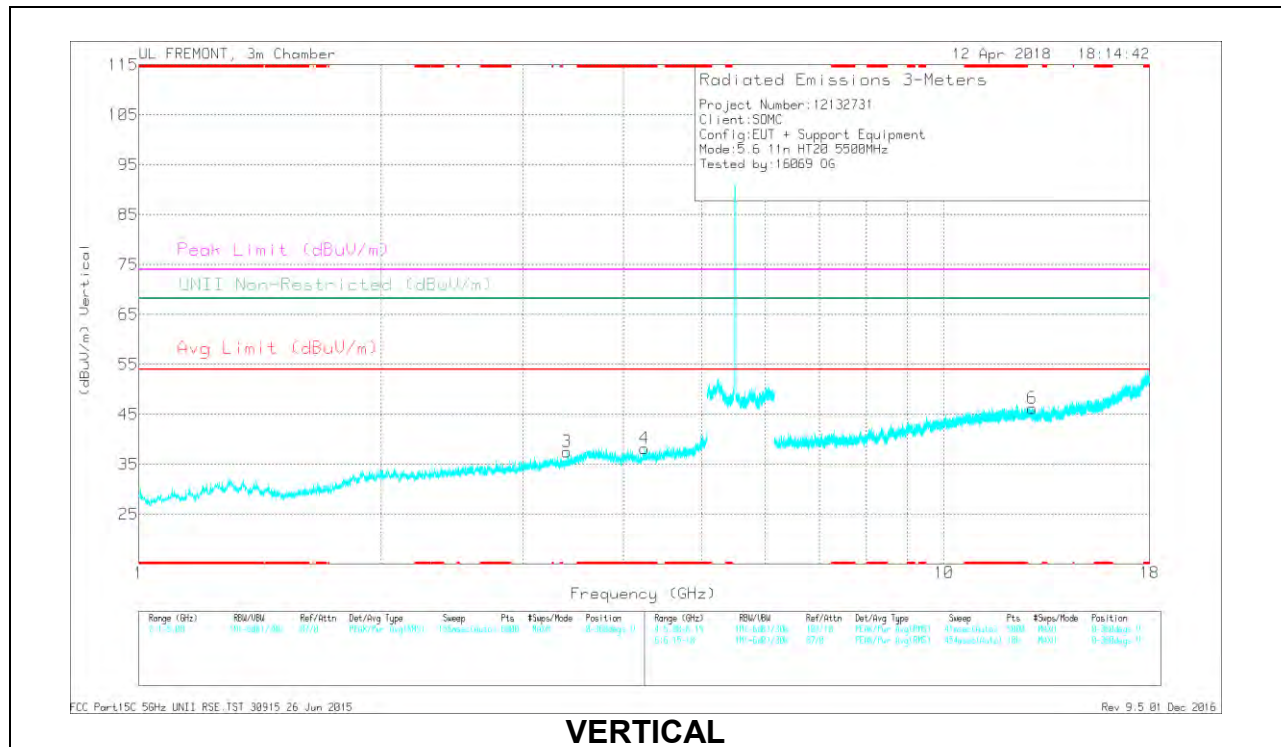
* - indicates frequency in CFR47 Pt 15 Restricted Band
 Pk - Peak detector

HARMONICS AND SPURIOUS EMISSIONS

LOW CHANNEL RESULTS



HORIZONTAL



VERTICAL

RADIATED EMISSIONS

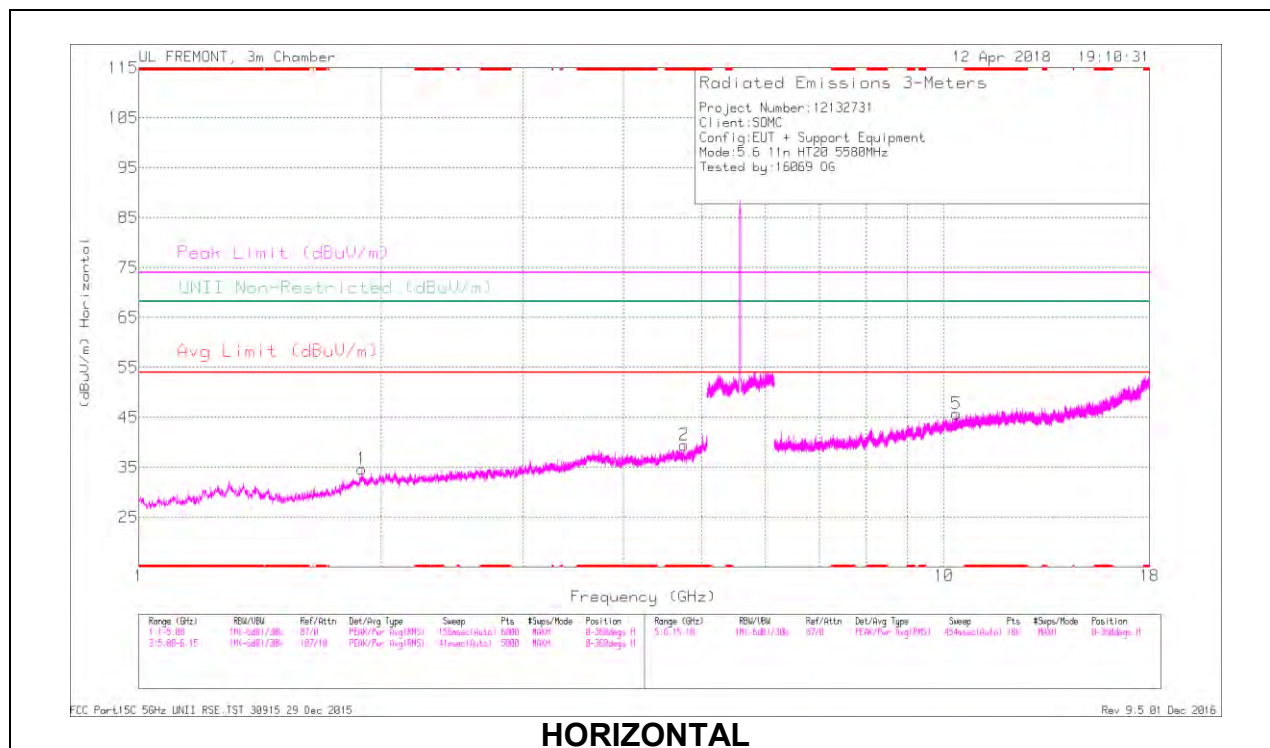
Marker	Frequency (GHz)	Meter Reading (dBuV)	Det	AF 1120 (dBm)	Amp/Cbl/Ftr/Pad (dB)	DC Corr (dB)	Corrected Reading (dBuV/m)	Avg Limit (dBuV/m)	Margin (dB)	Peak Limit (dBuV/m)	PK Margin (dB)	UNI Non-Restricted (dBuV/m)	PK Margin (dB)	Azimuth (Degs)	Height (cm)	Polarity
2	* 4.683	38.27	PK-U	34.1	-28.1	0	44.27	-	-	74	-29.73	-	-	31	213	H
	* 4.686	27.2	ADR	34.1	-28	-1	33.4	54	-20.6	-	-	-	-	31	213	H
4	* 4.241	38.96	PK-U	33.4	-28.4	0	43.96	-	-	74	-30.04	-	-	293	316	V
	* 4.242	27.2	ADR	33.4	-28.3	-1	32.4	54	-21.6	-	-	-	-	293	316	V
1	1.896	39.24	PK-U	31.4	-30.3	0	40.34	-	-	-	-	68.2	-27.86	27	121	H
3	3.401	38.89	PK-U	33.7	-29.6	0	42.99	-	-	-	-	68.2	-25.21	285	386	V
5	12.745	35.13	PK-U	39.2	-21.6	0	52.73	-	-	-	-	68.2	-15.47	277	242	H
6	12.875	34.55	PK-U	39.2	-21.4	0	52.35	-	-	-	-	68.2	-15.85	331	274	V

* - indicates frequency in CFR47 Pt 15 Restricted Band

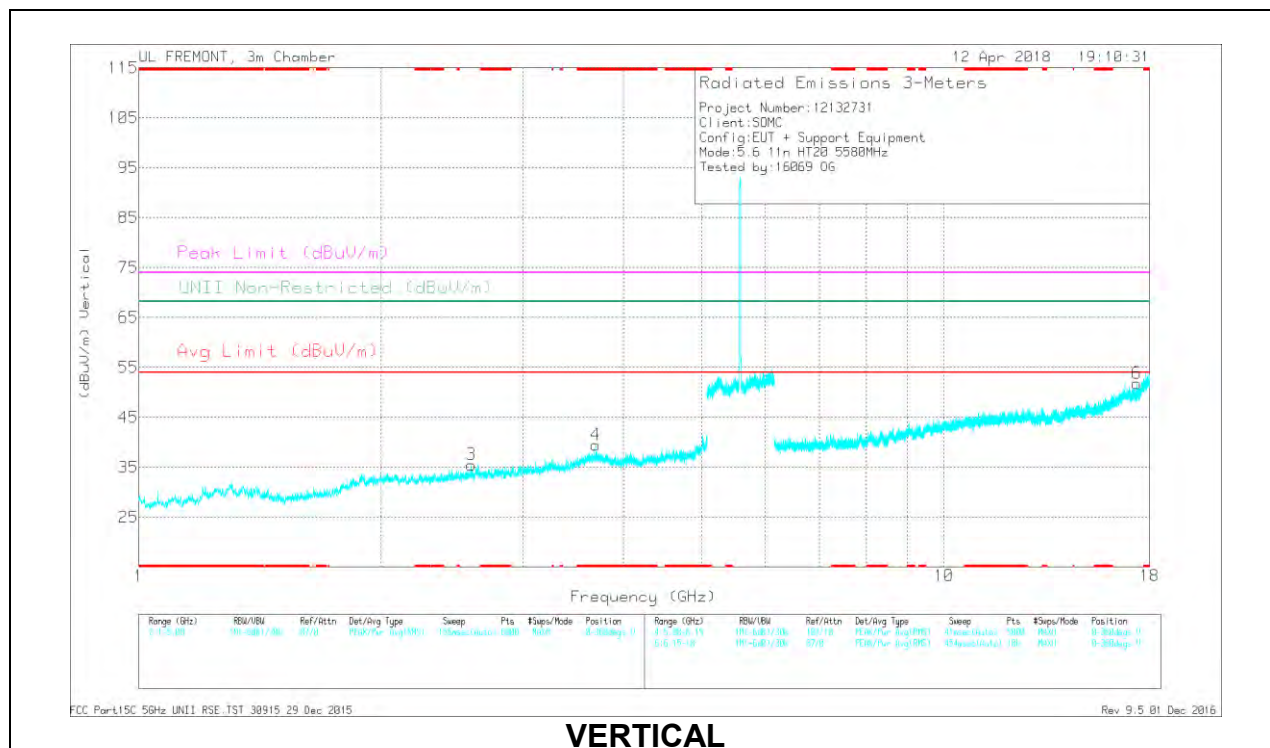
PK-U - U-NII: Maximum Peak

ADR - U-NII AD primary method, RMS average

MID CHANNEL RESULTS



HORIZONTAL



VERTICAL

RADIATED EMISSIONS

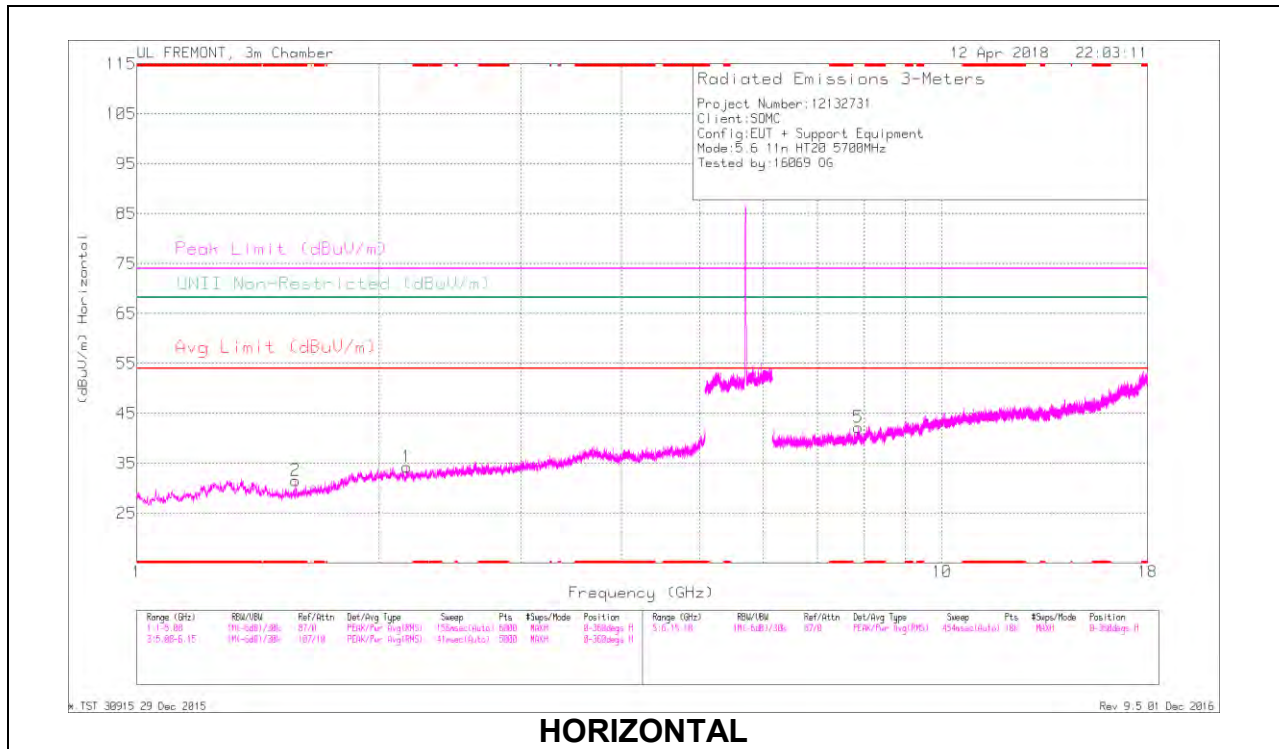
Marker	Frequency (GHz)	Meter Reading (dBuV)	Det	AF 1120 (dBm)	Amp/Cbl/Ftr/Pad (dB)	DC Corr (dB)	Corrected Reading (dBuV/m)	Avg Limit (dBuV/m)	Margin (dB)	Peak Limit (dBuV/m)	PK Margin (dB)	UNI Non-Restricted (dBuV/m)	PK Margin (dB)	Azimuth (Degs)	Height (cm)	Polarity
2	* 4.756	38.3	PK-U	34	-27.8	0	44.5	-	-	74	-29.5	-	-	236	182	H
	* 4.753	26.95	ADR	34	-28	.1	33.05	54	-20.95	-	-	-	-	236	182	H
4	* 3.689	38.38	PK-U	34.2	-28.1	0	44.48	-	-	74	-29.52	-	-	159	266	V
	* 3.691	26.72	ADR	34.2	-28.2	.1	32.82	54	-21.18	-	-	-	-	159	266	V
1	1.891	40.22	PK-U	31.3	-30.1	0	41.42	-	-	-	-	68.2	-26.78	202	163	H
3	2.587	40.08	PK-U	32.4	-30	0	42.48	-	-	-	-	68.2	-25.72	343	397	V
5	10.364	34.35	PK-U	37.6	-21.3	0	50.65	-	-	-	-	68.2	-17.55	65	103	H
6	17.35	33.62	PK-U	40.6	-17.8	0	56.42	-	-	-	-	68.2	-11.78	71	400	V

* - indicates frequency in CFR47 Pt 15 Restricted Band

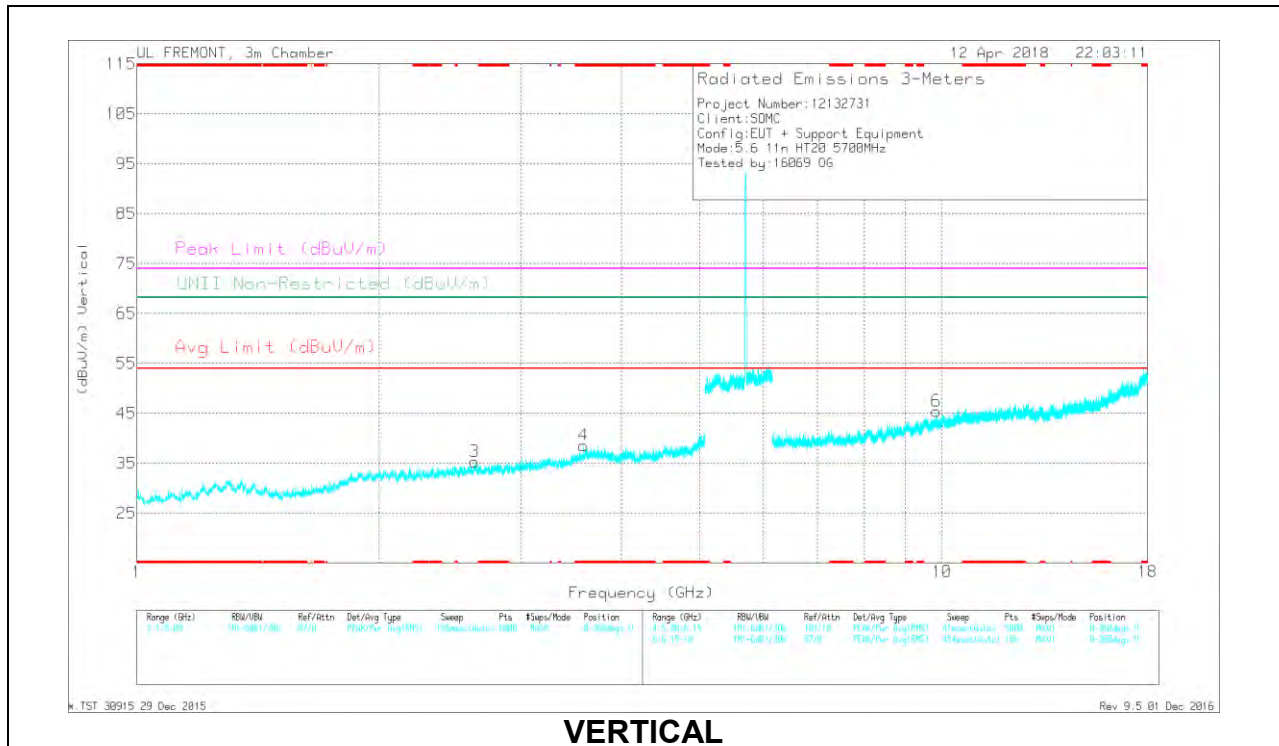
PK-U - U-NII: Maximum Peak

ADR - U-NII AD primary method, RMS average

HIGH CHANNEL RESULTS



HORIZONTAL



VERTICAL

RADIATED EMISSIONS

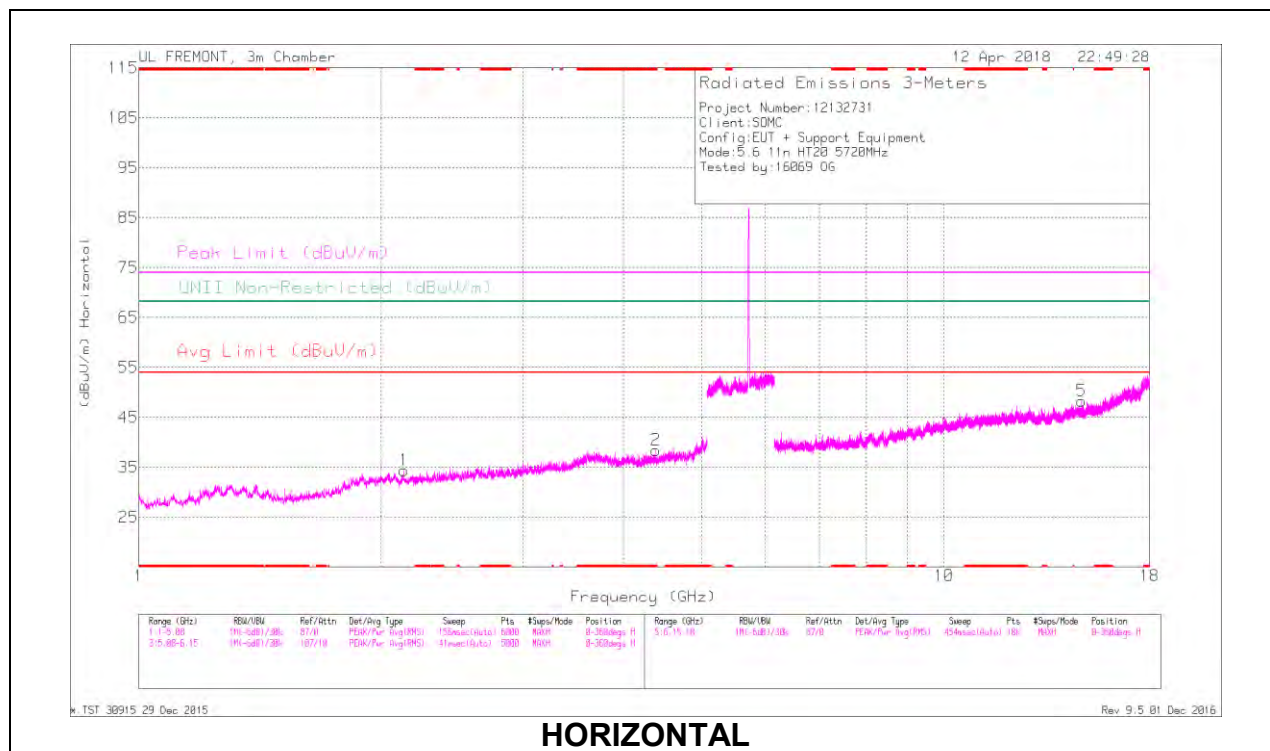
Marker	Frequency (GHz)	Meter Reading (dBuV)	Det	AF 1120 (dBm)	Amp/Cbl/Ftr/Pad (dB)	DC Corr (dB)	Corrected Reading (dBuV/m)	Avg Limit (dBuV/m)	Margin (dB)	Peak Limit (dBuV/m)	PK Margin (dB)	UNI Non-Restricted (dBuV/m)	PK Margin (dB)	Azimuth (Degs)	Height (cm)	Polarity
2	* 1.577	39.23	PK-U	28	-30.4	0	39.83	-	-	74	-37.17	-	-	346	297	H
	* 1.577	27.2	ADR	28	-30.4	-.1	24.9	54	-29.1	-	-	-	-	346	297	H
4	* 3.589	38.62	PK-U	34.7	-29.3	0	44.02	-	-	74	-29.98	-	-	249	298	V
	* 3.588	26.66	ADR	34.7	-29.3	-.1	32.16	54	-21.84	-	-	-	-	249	298	V
1	2.165	38.31	PK-U	31.4	-30.3	0	39.41	-	-	-	-	68.2	-28.79	156	289	H
3	2.625	39.13	PK-U	32.5	-29.6	0	41.63	-	-	-	-	68.2	-26.37	243	380	V
5	7.872	35.37	PK-U	35.8	-23	0	48.17	-	-	-	-	68.2	-20.03	157	362	H
6	9.84	33.98	PK-U	37.2	-20.5	0	50.68	-	-	-	-	68.2	-17.52	0	337	V

* - indicates frequency in CFR47 Pt 15 Restricted Band

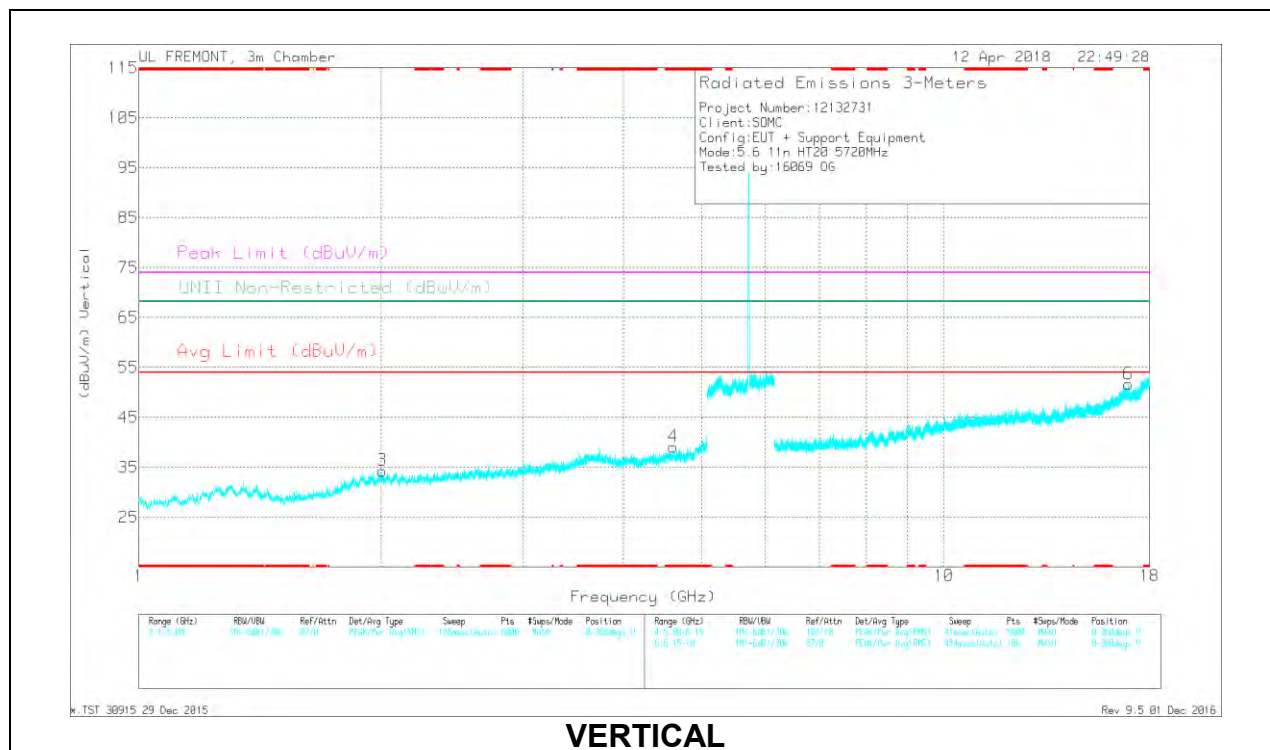
PK-U - U-NII: Maximum Peak

ADR - U-NII AD primary method, RMS average

CHANNEL 144 RESULTS



HORIZONTAL



VERTICAL

RADIATED EMISSIONS

Marker	Frequency (GHz)	Meter Reading (dBuV)	Det	AF 1120 (dBm)	Amp/Cbl/Ftr/Pad (dB)	DC Corr (dB)	Corrected Reading (dBuV/m)	Avg Limit (dBuV/m)	Margin (dB)	Peak Limit (dBuV/m)	PK Margin (dB)	UNI Non-Restricted (dBuV/m)	PK Margin (dB)	Azimuth (Degs)	Height (cm)	Polarity
2	* 4.384	37.86	PK-U	33.6	-26.6	0	44.86	-	-	74	-29.14	-	-	197	397	H
	* 4.382	25.88	ADR	33.6	-26.7	-.1	32.88	54	-21.12	-	-	-	-	197	397	H
4	* 4.61	37.37	PK-U	34.1	-26.1	0	45.37	-	-	74	-28.63	-	-	157	114	V
	* 4.61	26.09	ADR	34.1	-26.2	-.1	34.09	54	-19.91	-	-	-	-	157	114	V
3	2.005	39.51	PK-U	31.8	-30.4	0	40.91	-	-	-	-	68.2	-27.29	147	187	V
1	2.134	38.67	PK-U	31.4	-30.2	0	40.07	-	-	-	-	68.2	-28.13	25	381	H
5	14.816	35.2	PK-U	39.9	-21.6	0	53.5	-	-	-	-	68.2	-14.7	29	166	H
6	16.839	33.22	PK-U	41.5	-17.5	0	57.22	-	-	-	-	68.2	-10.98	28	296	V

* - indicates frequency in CFR47 Pt 15 Restricted Band

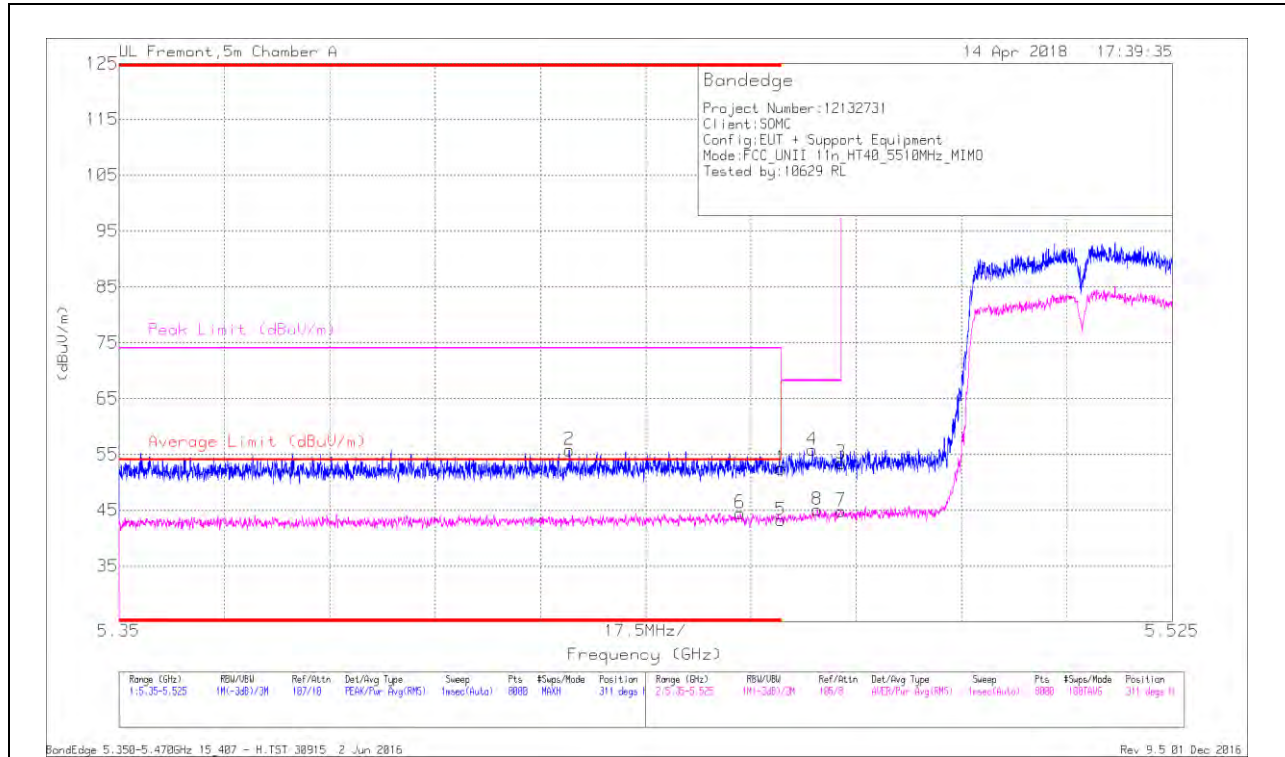
PK-U - U-NII: Maximum Peak

ADR - U-NII AD primary method, RMS average

9.1.11. TX ABOVE 1 GHz 802.11n HT40 MODE IN THE 5.6 GHz BAND

BANDEDGE (LOW CHANNEL)

HORIZONTAL RESULT



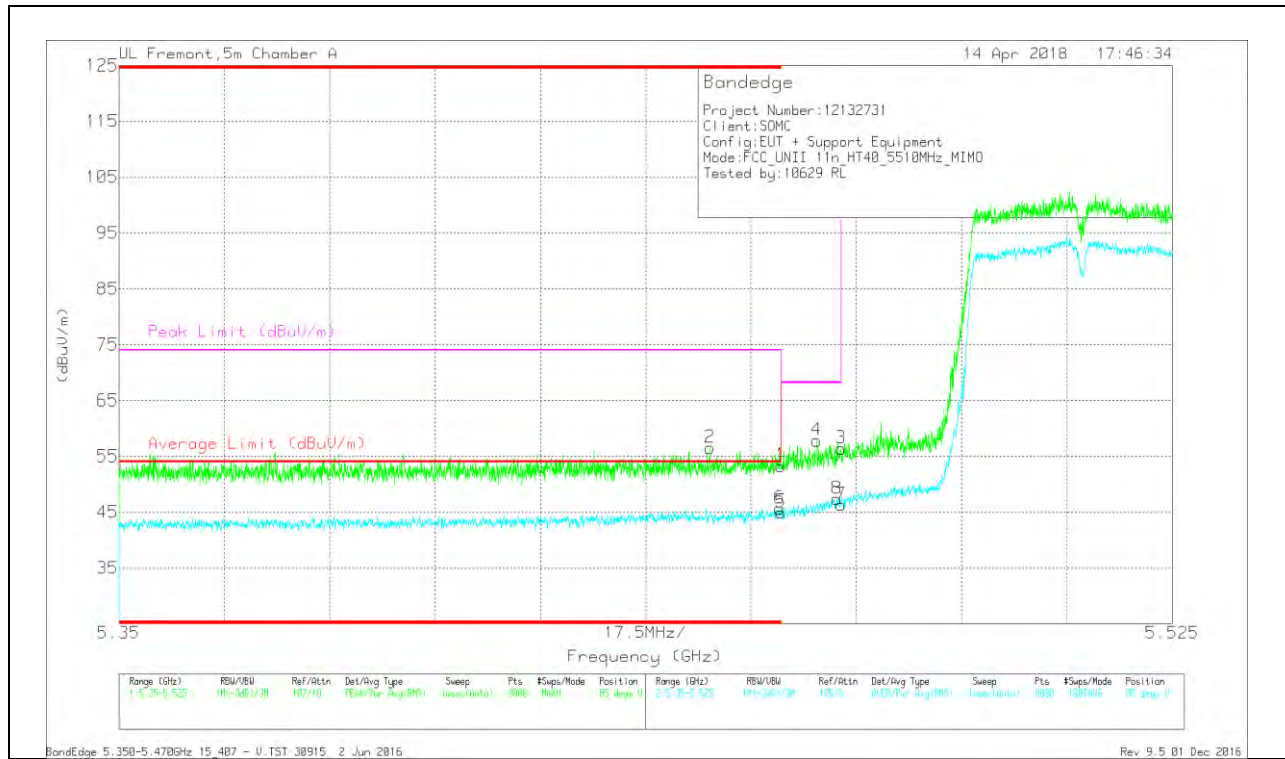
Marker	Frequency (GHz)	Meter Reading (dBuV)	Det	AF T862 (dBm)	Amp/Cb/Filt/Pad (dB)	DC Corr (dB)	Corrected Reading (dBuV/m)	Average Limit (dBuV/m)	Margin (dB)	Peak Limit (dBuV/m)	PK Margin (dB)	Azimuth (Degs)	Height (cm)	Polarity
2	* 5.425	39.47	Pk	34.7	-18.4	0	55.77	-	-	74	-18.23	311	127	H
6	* 5.453	27.86	RMS	34.7	-18.4	32	44.48	54	-9.52	-	-	311	127	H
1	* 5.46	36.27	Pk	34.7	-18.5	0	52.47	-	-	74	-21.53	311	127	H
5	* 5.46	26.71	RMS	34.7	-18.5	32	43.23	54	-10.77	-	-	311	127	H
4	5.465	39.51	Pk	34.7	-18.4	0	55.81	-	-	68.2	-12.39	311	127	H
8	5.466	28.43	RMS	34.7	-18.4	32	45.05	-	-	-	-	311	127	H
3	5.47	36.91	Pk	34.8	-18.3	0	53.41	-	-	68.2	-14.79	311	127	H
7	5.47	28.03	RMS	34.8	-18.3	32	44.85	-	-	-	-	311	127	H

* - indicates frequency in CFR47 Pt 15 Restricted Band

Pk - Peak detector

RMS - RMS detection

VERTICAL RESULT

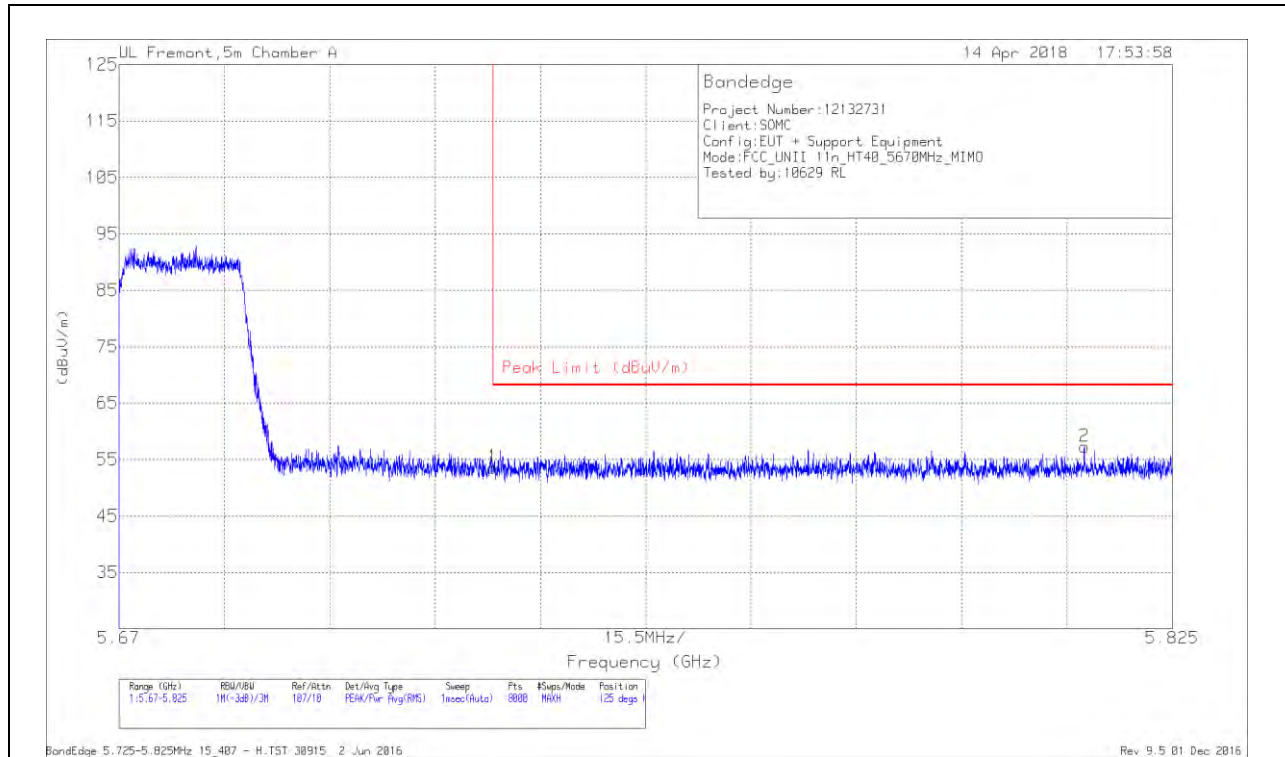


Marker	Frequency (GHz)	Meter Reading (dBuV)	Det	AF T862 (dB/m)	Amp/Coil/Filt/Pad (dB)	DC Corr (dB)	Corrected Reading (dBuV/m)	Average Limit (dBuV/m)	Margin (dB)	Peak Limit (dBuV/m)	PK Margin (dB)	Azimuth (Degs)	Height (cm)	Polarity
2	* 5.448	40.22	Pk	34.7	-18.4	0	56.92	-	-	74	-17.48	85	136	V
1	* 5.46	37.11	Pk	34.7	-18.5	0	53.31	-	-	74	-20.69	85	136	V
5	* 5.46	28.45	RMS	34.7	-18.5	.32	44.97	54	-9.03	-	-	85	136	V
6	* 5.46	29.12	RMS	34.7	-18.5	.32	45.64	54	-8.36	-	-	85	136	V
4	5.466	41.56	Pk	34.7	-18.4	0	57.86	-	-	68.2	-10.34	85	136	V
8	5.469	30.55	RMS	34.8	-18.3	.32	47.37	-	-	-	-	85	136	V
3	5.47	39.88	Pk	34.8	-18.3	0	56.38	-	-	68.2	-11.82	85	136	V
7	5.47	29.48	RMS	34.8	-18.3	.32	46.3	-	-	-	-	85	136	V

* - indicates frequency in CFR47 Pt 15 Restricted Band
 Pk - Peak detector
 RMS - RMS detection

BANDEDGE (HIGH CHANNEL)

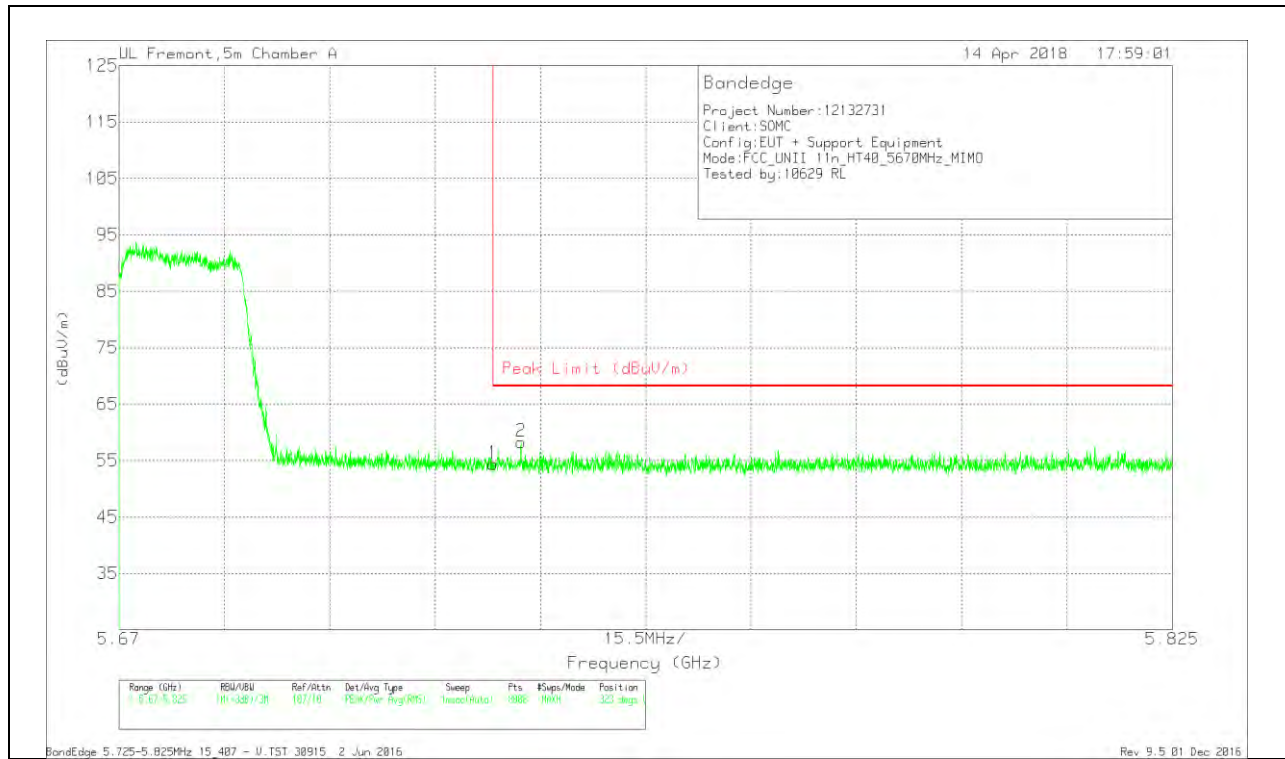
HORIZONTAL RESULT



Marker	Frequency (GHz)	Meter Reading (dBuV)	Det	AF T862 (dB/m)	Amp/Cb/Filtr/Pad (dB)	DC Corr (dB)	Corrected Reading (dBuV/m)	Peak Limit (dBuV/m)	PK Margin (dB)	Azimuth (Degs)	Height (cm)	Polarity
1	5.725	37.08	Pk	35	-18.5	0	53.58	68.2	-14.62	125	158	H
2	5.812	40.39	Pk	35.1	-18.2	0	57.29	68.2	-10.91	125	158	H

* - indicates frequency in CFR47 Pt 15 Restricted Band
 Pk - Peak detector

VERTICAL RESULT

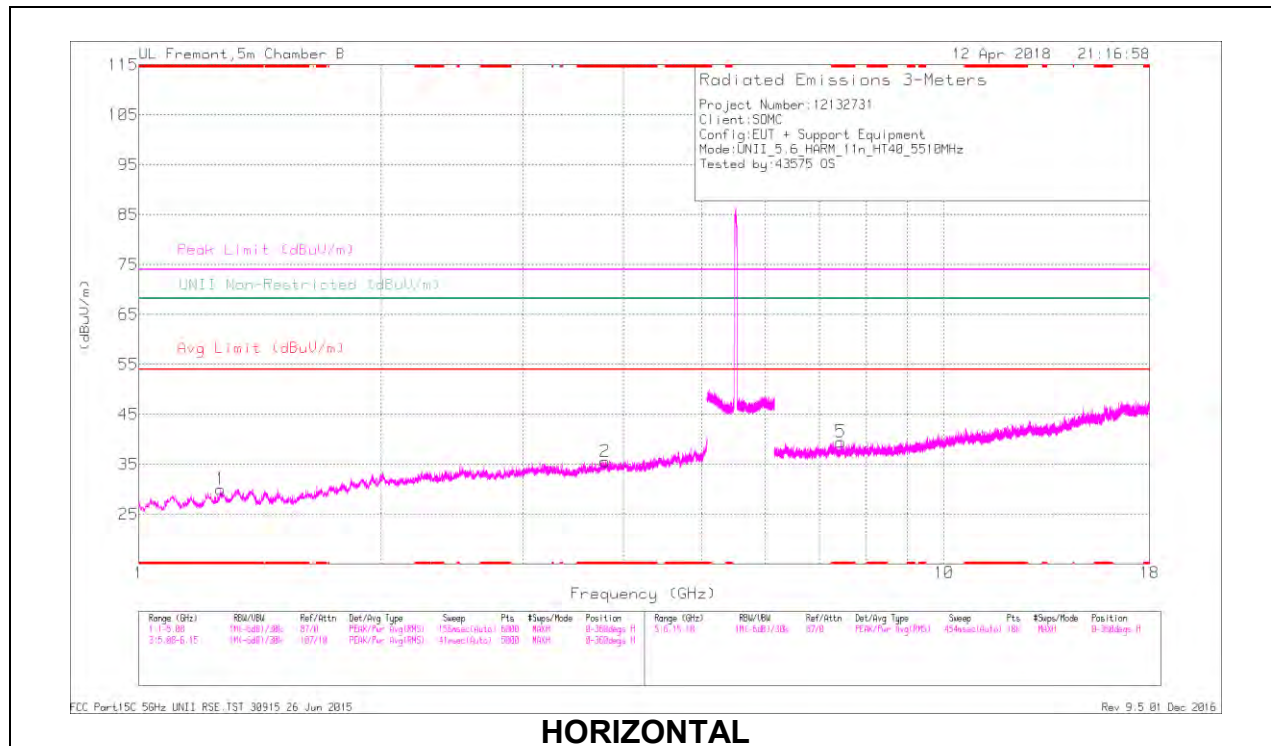


Marker	Frequency (GHz)	Meter Reading (dBuV)	Det	AF T862 (dB/m)	Amp/Cbl/Fitr/Pad (dB)	DC Corr (dB)	Corrected Reading (dBuV/m)	Peak Limit (dBuV/m)	PK Margin (dB)	Azimuth (Degs)	Height (cm)	Polarity
1	5.725	37.93	PK	35	-18.5	0	54.43	68.2	-13.77	323	399	V
2	5.729	41.72	PK	35	-18.4	0	58.32	68.2	-9.88	323	399	V

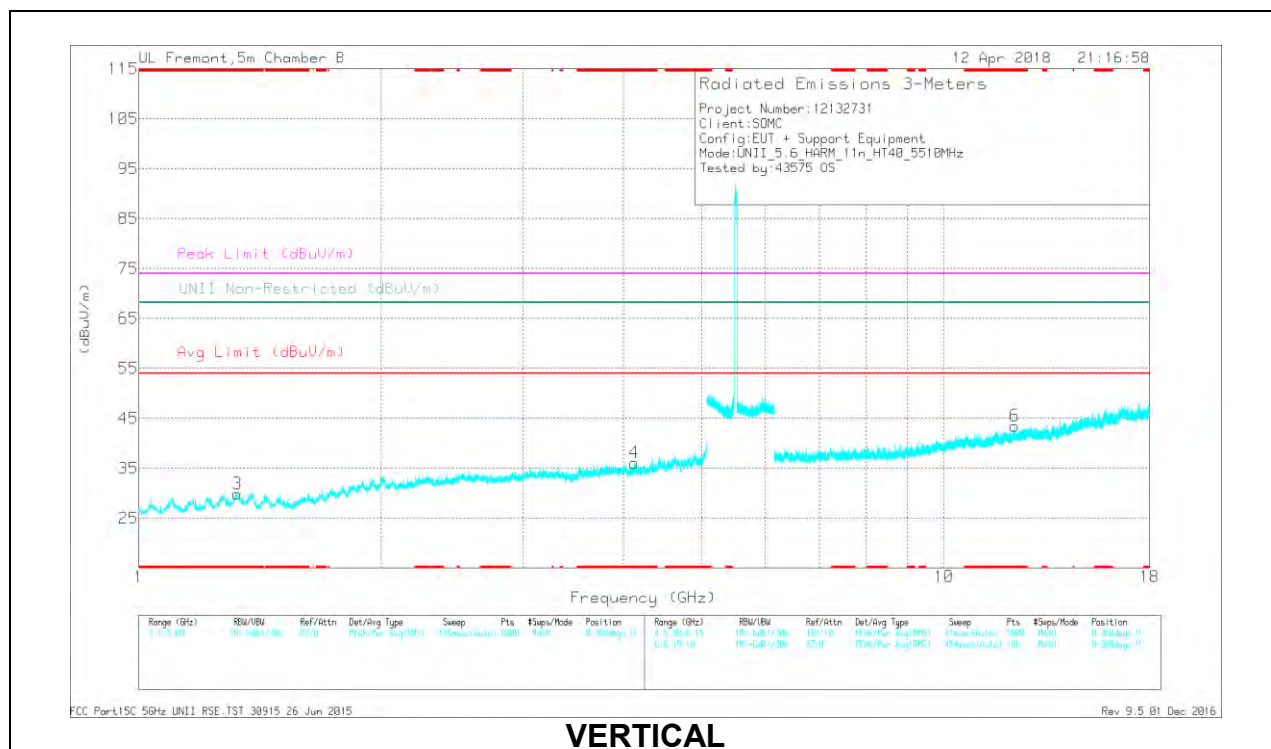
* - indicates frequency in CFR47 Pt 15 Restricted Band
 Pk - Peak detector

HARMONICS AND SPURIOUS EMISSIONS

LOW CHANNEL RESULTS



HORIZONTAL



VERTICAL

RADIATED EMISSIONS

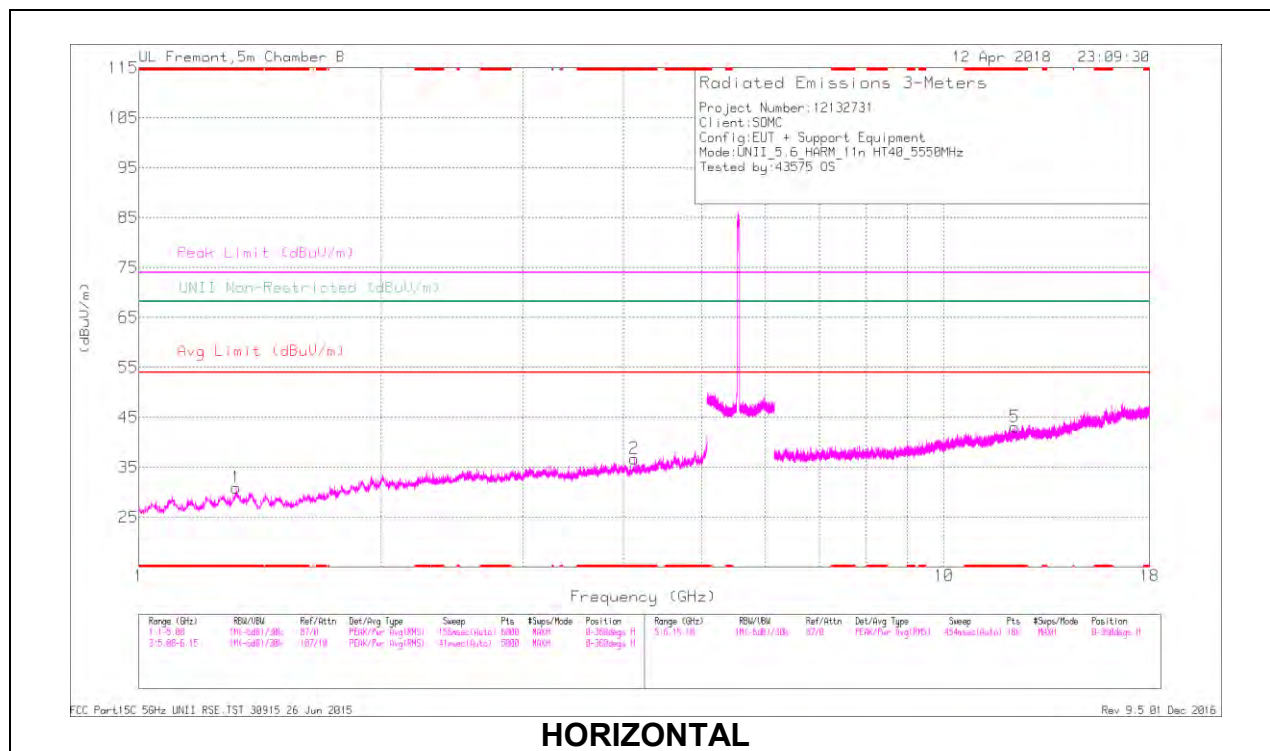
Frequency (GHz)	Meter Reading (dBuV)	Det	AF 1863 (dB/m)	Amp/Cbl/Filt/Pad (dB)	DC Corr (dB)	Corrected Reading (dBuV/m)	Avg Limit (dBuV/m)	Margin (dB)	Peak Limit (dBuV/m)	PK Margin (dB)	UNII Non-Restricted (dBuV/m)	PK Margin (dB)	Azimuth (Degs)	Height (cm)	Polarity
* 1.263	41.98	PK-U	28.8	-34.9	0	35.88	-	-	74	-38.12	-	-	325	151	H
* 1.264	30.14	ADR	28.8	-34.9	.32	24.36	54	-29.64	-	-	-	-	325	151	H
* 3.795	39.74	PK-U	33.5	-31.7	0	41.54	-	-	74	-32.46	-	-	199	106	H
* 3.793	28.5	ADR	33.5	-31.6	.32	30.72	54	-23.28	-	-	-	-	199	106	H
* 1.325	42.12	PK-U	28.9	-34.2	0	36.82	-	-	74	-37.18	-	-	230	372	V
* 1.325	30.26	ADR	28.9	-34.2	.32	25.26	54	-28.72	-	-	-	-	230	372	V
* 4.127	39.59	PK-U	33.4	-31	0	41.99	-	-	74	-32.01	-	-	3	182	V
* 4.125	27.94	ADR	33.4	-31.1	.32	30.56	54	-23.44	-	-	-	-	3	182	V
* 7.442	37.32	PK-U	35.9	-28.6	0	44.62	-	-	74	-29.38	-	-	8	194	H
* 7.444	25.81	ADR	35.9	-28.6	.32	33.43	54	-20.57	-	-	-	-	8	194	H
* 12.236	33.26	PK-U	39.1	-23.8	0	48.56	-	-	74	-25.44	-	-	266	139	V
* 12.235	21.87	ADR	39.1	-23.8	.32	37.49	54	-16.51	-	-	-	-	266	139	V

* - indicates frequency in CFR47 Pt 15 Restricted Band

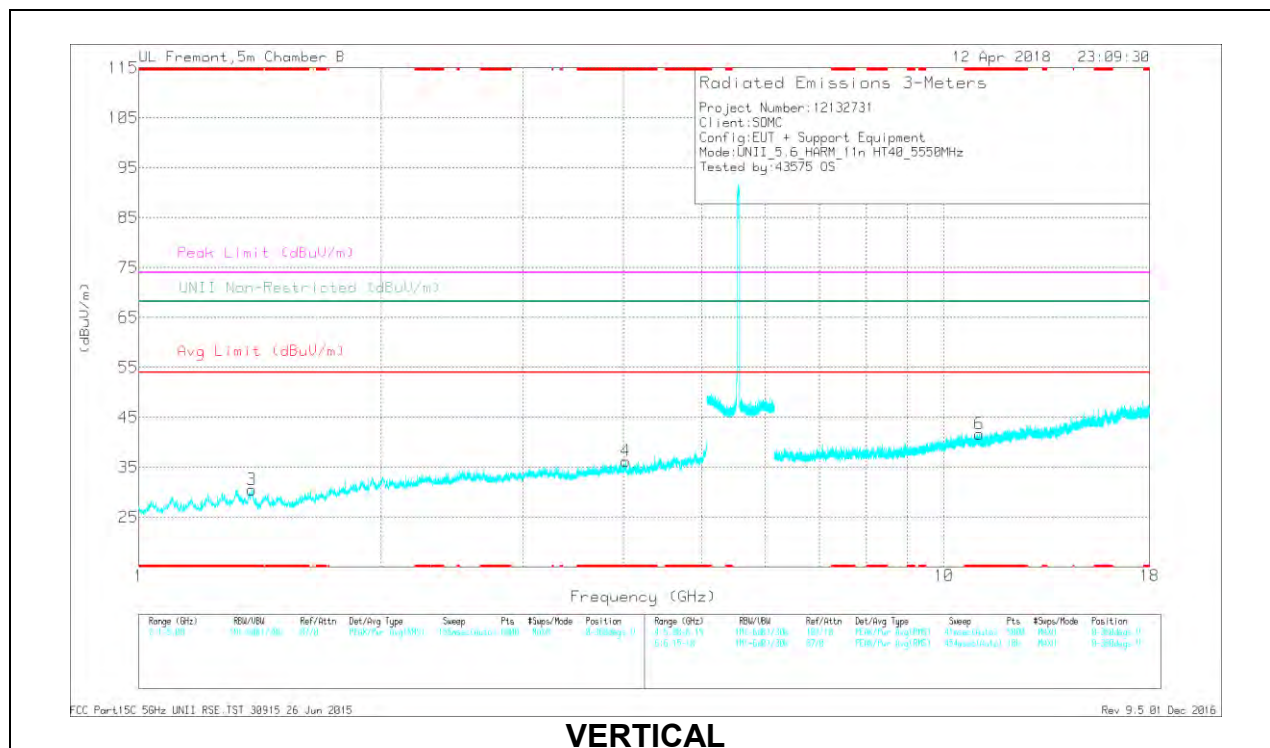
PK-U - U-NII: Maximum Peak

ADR - U-NII AD primary method, RMS average

MID CHANNEL RESULTS



HORIZONTAL



VERTICAL

RADIATED EMISSIONS

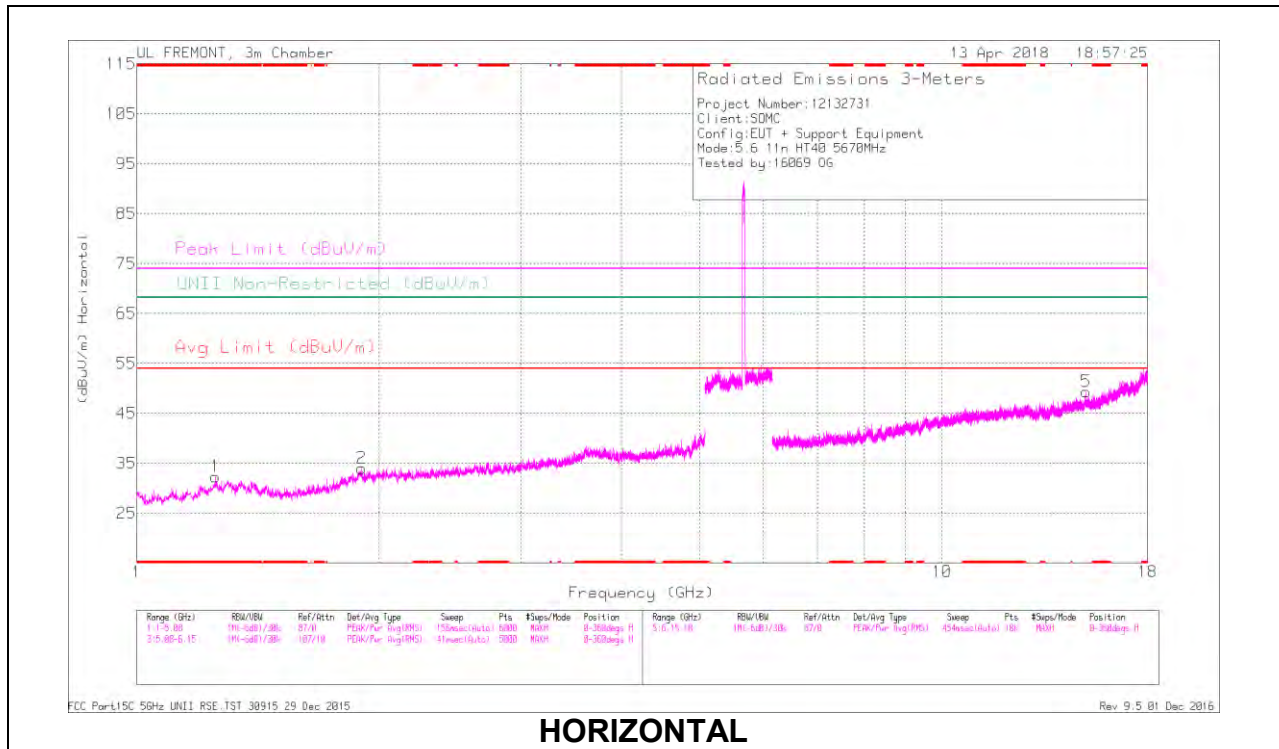
Frequency (GHz)	Meter Reading (dBuV)	Det	AF T663 (dB/m)	Amp/Chl/Ftr/Pad (dB)	DC Corr (dB)	Corrected Reading (dBuV/m)	Avg Limit (dBuV/m)	Margin (dB)	Peak Limit (dBuV/m)	PK Margin (dB)	UNII Non-Restricted (dBuV/m)	PK Margin (dB)	Azimuth (Degs)	Height (cm)	Polarity
* 1.322	42.34	PK-U	28.9	-34.2	0	37.04	-	-	74	-36.96	-	-	142	162	H
* 1.32	30.21	ADR	28.9	-34.2	.32	25.23	54	-28.77	-	-	-	-	142	162	H
* 4.122	40.06	PK-U	33.5	-31.1	0	42.46	-	-	74	-31.54	-	-	82	328	H
* 4.123	27.95	ADR	33.4	-31.1	.32	30.57	54	-23.43	-	-	-	-	82	328	H
* 1.38	42.75	PK-U	28.5	-33.8	0	37.45	-	-	74	-36.55	-	-	212	392	V
* 1.38	30.11	ADR	28.5	-33.8	.32	25.13	54	-28.87	-	-	-	-	212	392	V
* 4.026	39.53	PK-U	33.5	-31	0	42.03	-	-	74	-31.97	-	-	9	333	V
* 4.026	28.01	ADR	33.5	-31	.32	30.83	54	-23.17	-	-	-	-	9	333	V
* 12.236	33.89	PK-U	39.1	-23.8	0	49.19	-	-	74	-24.81	-	-	119	325	H
* 12.24	21.93	ADR	39.1	-23.8	.32	37.55	54	-16.45	-	-	-	-	119	325	H
* 11.069	33.82	PK-U	37.8	-24.5	0	47.12	-	-	74	-26.88	-	-	83	120	V
* 11.071	22.33	ADR	37.8	-24.5	.32	35.95	54	-18.05	-	-	-	-	83	120	V

* - indicates frequency in CFR47 Pt 15 Restricted Band

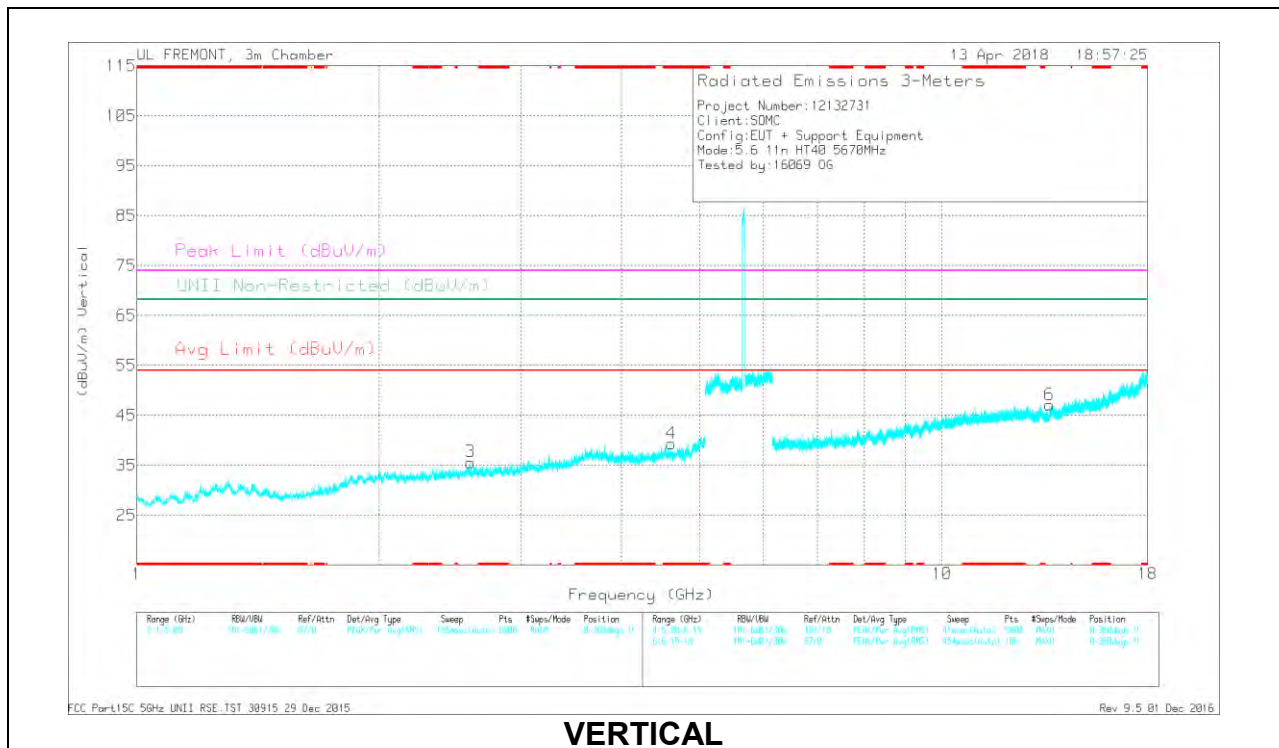
PK-U - U-NII: Maximum Peak

ADR - U-NII AD primary method, RMS average

HIGH CHANNEL RESULTS



HORIZONTAL



VERTICAL

RADIATED EMISSIONS

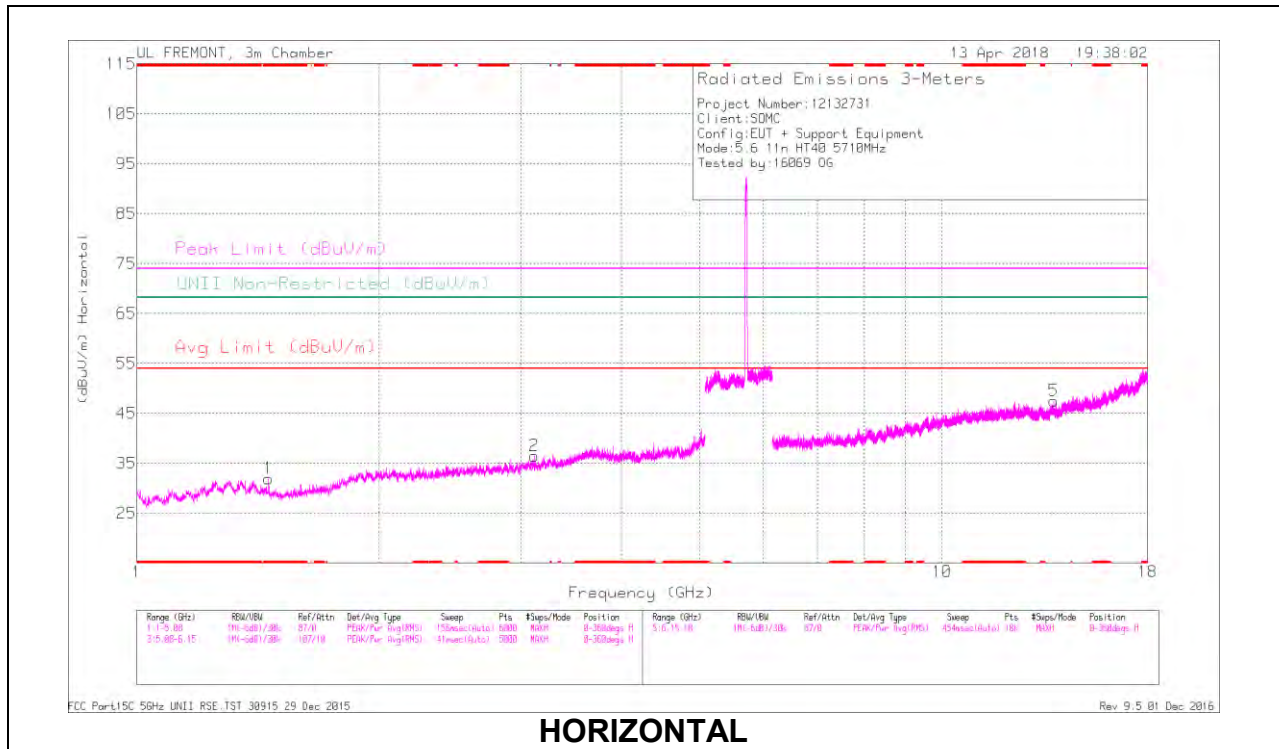
Marker	Frequency (GHz)	Meter Reading (dBuV)	Det	AF 1120 (dBm)	Amp/Cb/Filt/Pad (dB)	DC Corr (dB)	Corrected Reading (dBuV/m)	Avg Limit (dBuV/m)	Margin (dB)	Peak Limit (dBuV/m)	PK Margin (dB)	UNII Non-Restricted (dBuV/m)	PK Margin (dB)	Azimuth (Degs)	Height (cm)	Polarity
1	* 1.252	39.62	PK-U	29.9	-31.9	0	37.62	-	-	74	-36.38	-	-	23	336	H
1	* 1.254	28.16	ADR	29.9	-31.9	.32	28.48	54	-27.52	-	-	-	-	23	336	H
4	* 4.612	37.17	PK-U	34.1	-25.9	0	45.37	-	-	74	-28.63	-	-	267	281	V
4	* 4.611	25.6	ADR	34.1	-25.9	.32	34.12	54	-19.88	-	-	-	-	267	281	V
2	1.901	39.09	PK-U	31.4	-30.2	0	40.29	-	-	-	-	68.2	-27.91	307	137	H
3	2.598	38.06	PK-U	32.4	-29.7	0	40.76	-	-	-	-	68.2	-27.44	160	236	V
6	13.602	35.87	PK-U	38.8	-22.9	0	52.37	-	-	-	-	68.2	-15.83	132	213	V
5	15.09	35.63	PK-U	40.1	-21.5	0	54.23	-	-	-	-	68.2	-13.97	359	154	H

* - indicates frequency in CFR47 Pt 15 Restricted Band

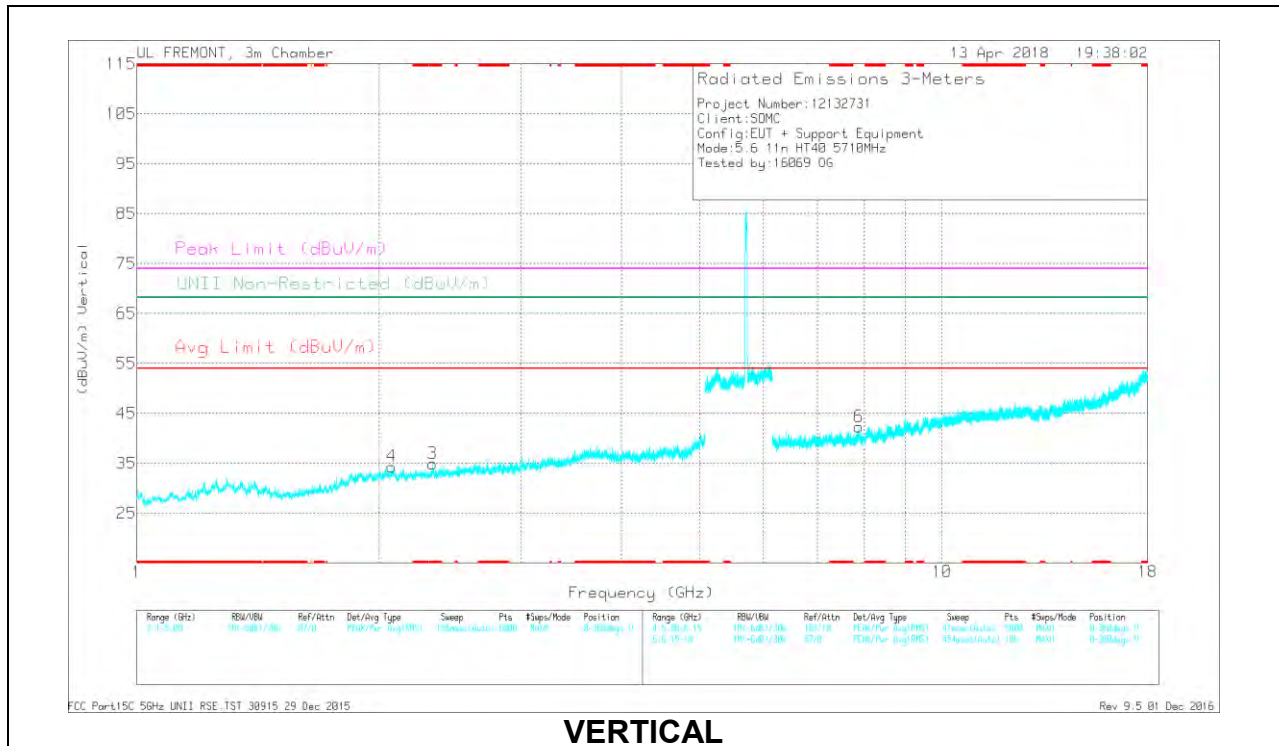
PK-U - U-NII: Maximum Peak

ADR - U-NII AD primary method, RMS average

CHANNEL 142 RESULTS



HORIZONTAL



VERTICAL

RADIATED EMISSIONS

Marker	Frequency (GHz)	Meter Reading (dBuV)	Det	AF 1120 (dBm)	Amp/Cb/Filt/Pad (dB)	DC Corr (dB)	Corrected Reading (dBuV/m)	Avg Limit (dBuV/m)	Margin (dB)	Peak Limit (dBuV/m)	PK Margin (dB)	UNII Non-Restricted (dBuV/m)	PK Margin (dB)	Azimuth (Degs)	Height (cm)	Polarity
1	* 1.459	38.95	PK-U	28.7	-31.1	0	39.55	-	-	74	-37.45	-	-	152	384	H
	* 1.46	27.34	ADR	28.7	-31.1	.32	25.26	54	-28.74	-	-	-	-	152	384	H
3	* 2.331	38.34	PK-U	31.7	-29.6	0	40.44	-	-	74	-33.56	-	-	197	260	V
	* 2.327	26.69	ADR	31.7	-29.9	.32	28.81	54	-25.19	-	-	-	-	197	260	V
4	2.072	39.16	PK-U	31.8	-30.4	0	40.56	-	-	-	-	68.2	-27.64	254	104	V
2	3.113	39.07	PK-U	33.2	-29.7	0	42.57	-	-	-	-	68.2	-25.63	82	109	H
6	1.88	34.56	PK-U	35.8	-22.9	0	48.06	-	-	-	-	68.2	-20.14	198	212	V
5	13.756	36.17	PK-U	38.8	-22	0	52.97	-	-	-	-	68.2	-15.23	329	388	H

* - indicates frequency in CFR47 Pt 15 Restricted Band

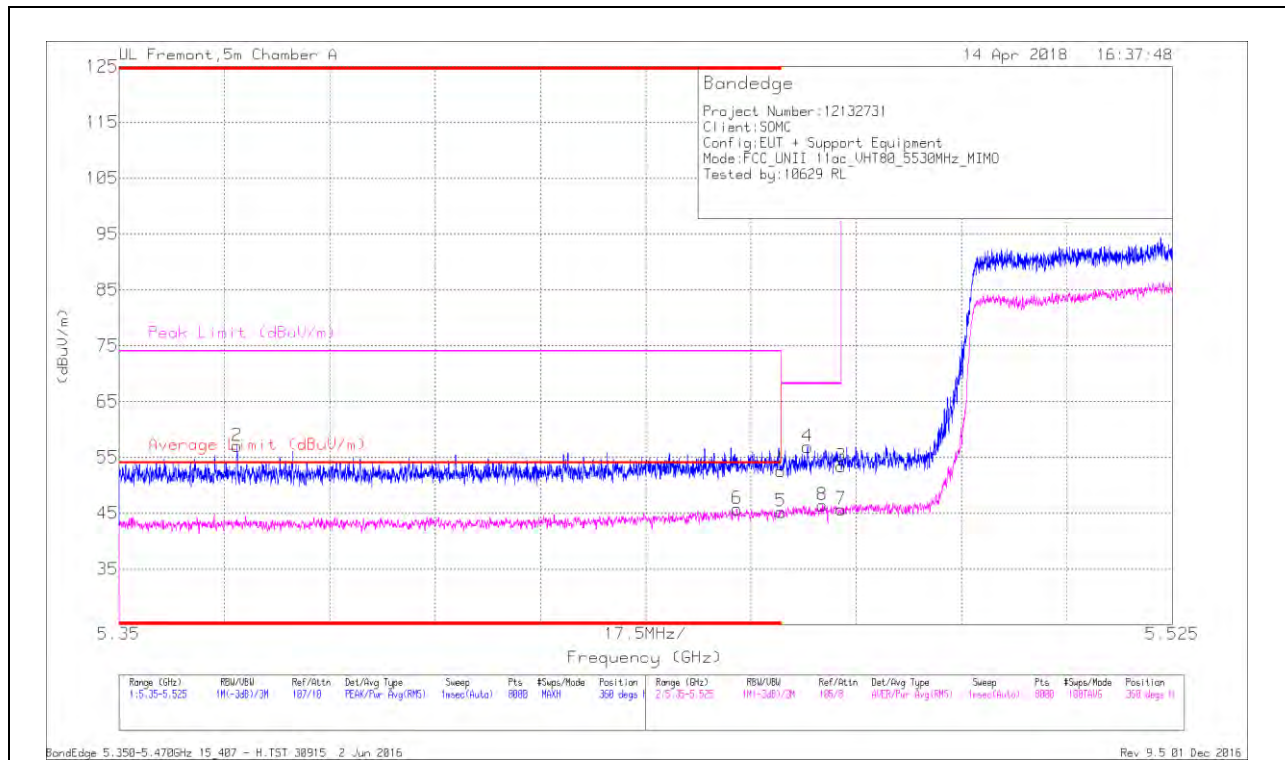
PK-U - U-NII: Maximum Peak

ADR - U-NII AD primary method, RMS average

9.1.12. TX ABOVE 1 GHz 802.11ac VHT80 MODE IN THE 5.6 GHz BAND

BANDEDGE (LOW CHANNEL)

HORIZONTAL RESULT



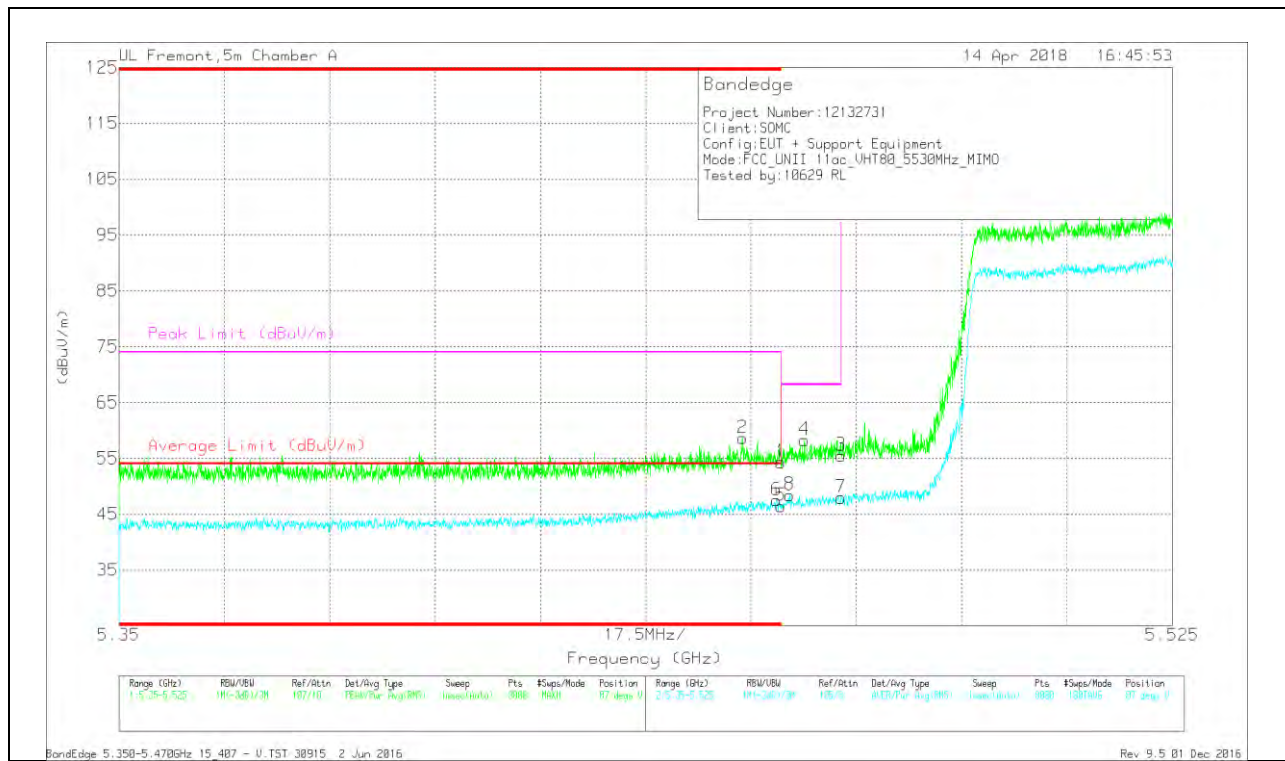
Marker	Frequency (GHz)	Meter Reading (dBuV)	Det	AF T862 (dBm)	Amp/Cb/Filt/Pad (dB)	DC Corr (dB)	Corrected Reading (dBuV/m)	Average Limit (dBuV/m)	Margin (dB)	Peak Limit (dBuV/m)	PK Margin (dB)	Azimuth (Degs)	Height (cm)	Polarity
2	* 5.37	40.64	Pk	34.6	-18.2	0	57.04	-	-	74	-16.96	360	289	H
6	* 5.453	28.83	RMS	34.7	-18.4	62	45.75	54	-8.25	-	-	360	289	H
1	* 5.46	36.37	Pk	34.7	-18.5	0	52.57	-	-	74	-21.43	360	289	H
5	* 5.46	28.43	RMS	34.7	-18.5	62	45.25	54	-8.75	-	-	360	289	H
4	5.464	40.58	Pk	34.7	-18.4	0	56.88	-	-	68.2	-11.32	360	289	H
8	5.467	29.37	RMS	34.7	-18.3	62	46.39	-	-	-	-	360	289	H
3	5.47	36.88	Pk	34.8	-18.3	0	53.38	-	-	68.2	-14.82	360	289	H
7	5.47	28.56	RMS	34.8	-18.3	62	45.68	-	-	-	-	360	289	H

* - indicates frequency in CFR47 Pt 15 Restricted Band

Pk - Peak detector

RMS - RMS detection

VERTICAL RESULT

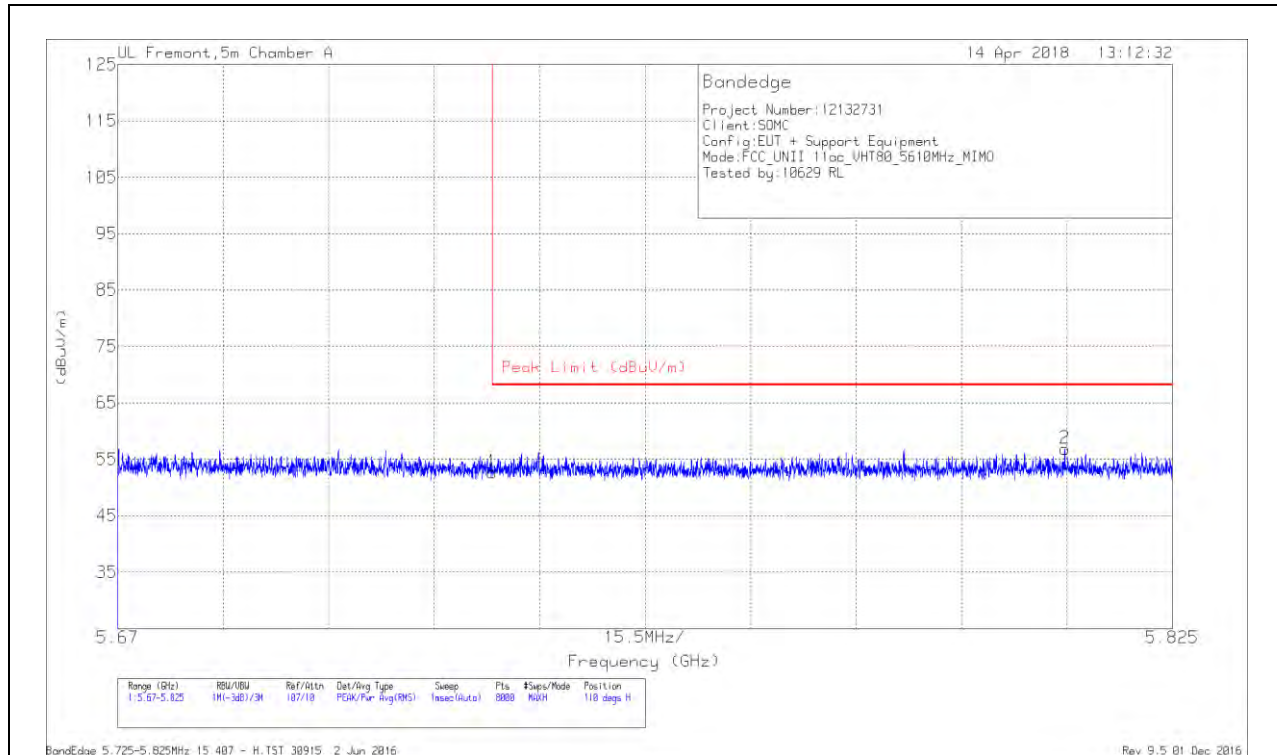


Marker	Frequency (GHz)	Meter Reading (dBuV)	Det	AF T862 (dB/m)	Amp/Cou/Filt/Pad (dB)	DC Corr (dB)	Corrected Reading (dBuV/m)	Average Limit (dBuV/m)	Margin (dB)	Peak Limit (dBuV/m)	PK Margin (dB)	Azimuth (Degs)	Height (cm)	Polarity
2	* 5.454	42.34	Pk	34.7	-18.4	0	58.64	-	-	74	-15.36	87	215	V
6	* 5.459	30.67	RMS	34.7	-18.5	62	47.49	54	-6.51	-	-	87	215	V
1	* 5.46	38.11	Pk	34.7	-18.5	0	54.31	-	-	74	-19.69	87	215	V
5	* 5.46	29.65	RMS	34.7	-18.5	62	46.47	54	-7.53	-	-	87	215	V
8	5.461	31.6	RMS	34.7	-18.5	62	48.42	-	-	-	-	87	215	V
4	5.464	41.99	Pk	34.7	-18.4	0	58.29	-	-	68.2	-9.91	87	215	V
3	5.47	39	Pk	34.8	-18.3	0	55.5	-	-	68.2	-12.7	87	215	V
7	5.47	30.84	RMS	34.8	-18.3	62	47.96	-	-	-	-	87	215	V

* - indicates frequency in CFR47 Pt 15 Restricted Band
 Pk - Peak detector
 RMS - RMS detection

BANDEDGE (HIGH CHANNEL)

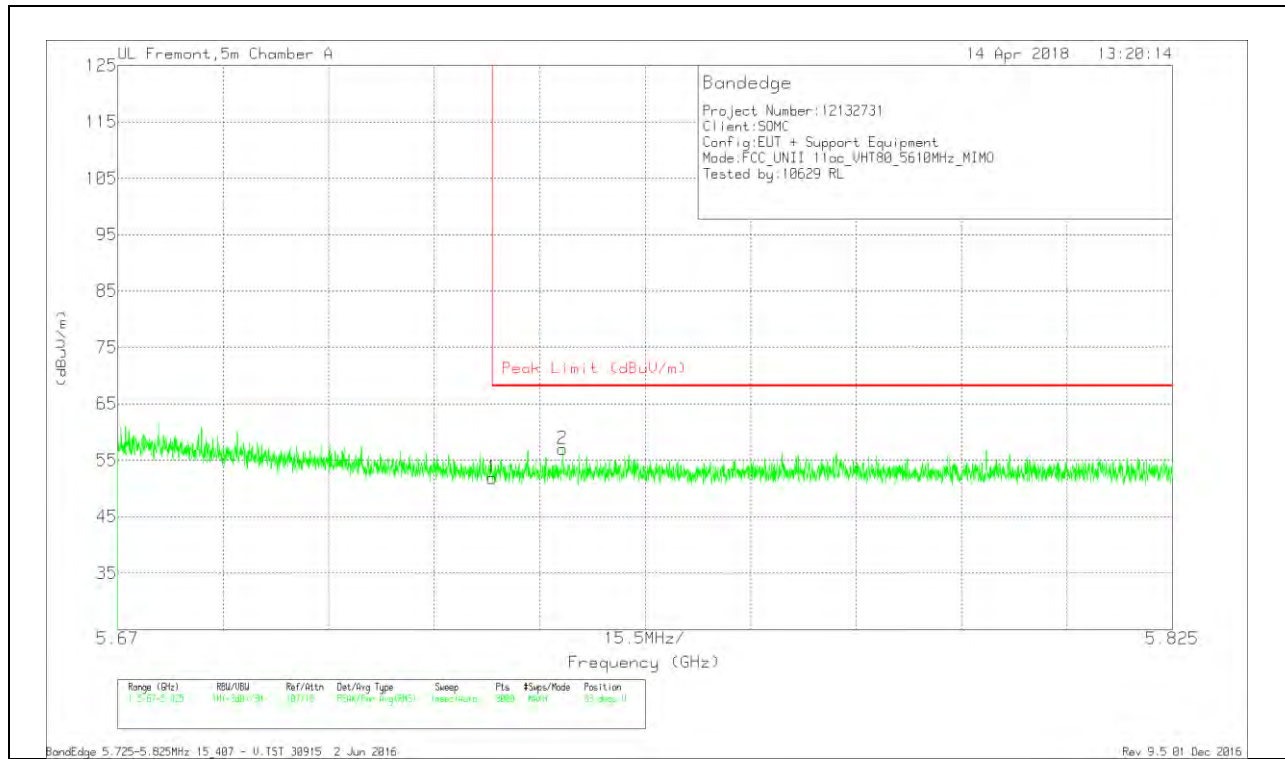
HORIZONTAL RESULT



Marker	Frequency (GHz)	Meter Reading (dBuV)	Det	AF T862 (dB/m)	Amp/Cbl/Filtr/Pad (dB)	DC Corr (dB)	Corrected Reading (dBuV/m)	Peak Limit (dBuV/m)	PK Margin (dB)	Azimuth (Degs)	Height (cm)	Polarity
1	5.725	36.18	Pk	35	-18.5	0	52.68	68.2	-15.52	110	397	H
2	5.809	40.01	Pk	35.1	-18.2	0	56.91	68.2	-11.29	110	397	H

* - indicates frequency in CFR47 Pt 15 Restricted Band
 Pk - Peak detector

VERTICAL RESULT

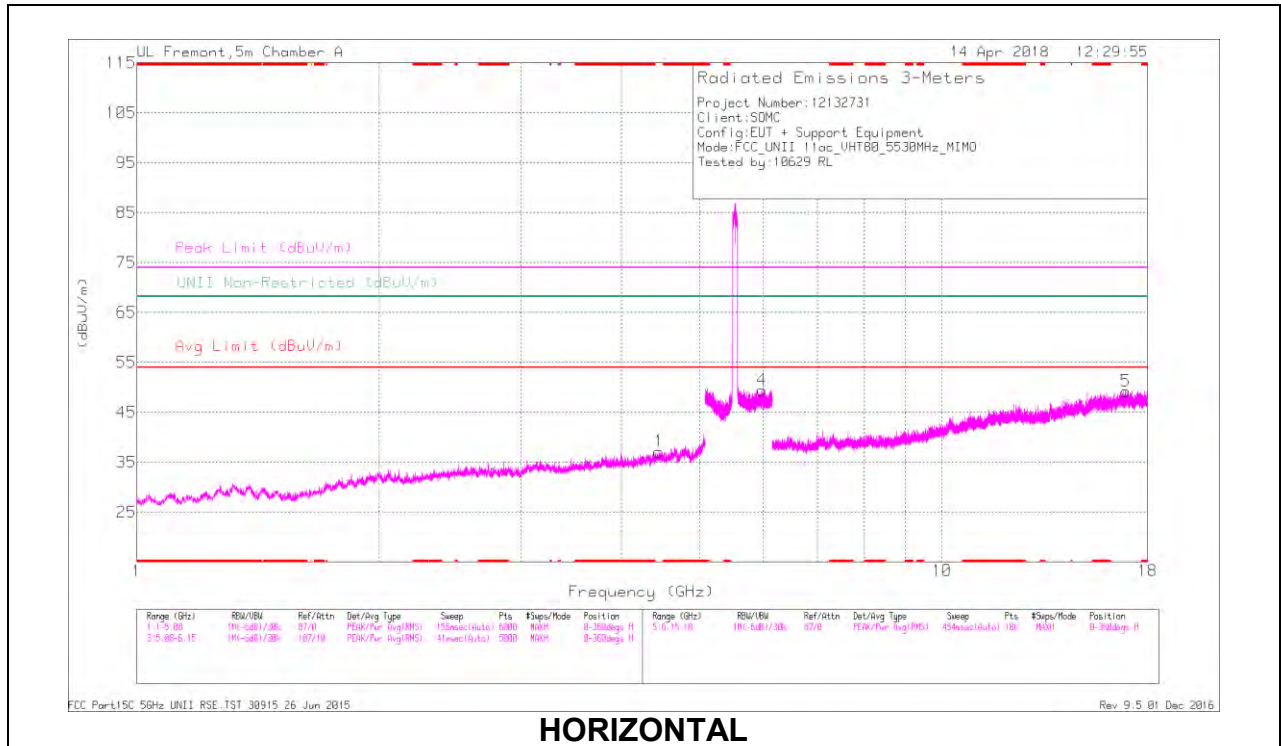


Marker	Frequency (GHz)	Meter Reading (dBuV)	Det	AF T862 (dB/m)	Amp/Cbl/Filtr/Pad (dB)	DC Corr (dB)	Corrected Reading (dBuV/m)	Peak Limit (dBuV/m)	PK Margin (dB)	Azimuth (Degs)	Height (cm)	Polarity
1	5.725	35.31	Pk	35	-18.5	0	51.81	68.2	-16.39	83	202	V
2	5.735	40.52	Pk	35	-18.5	0	57.02	68.2	-11.18	83	202	V

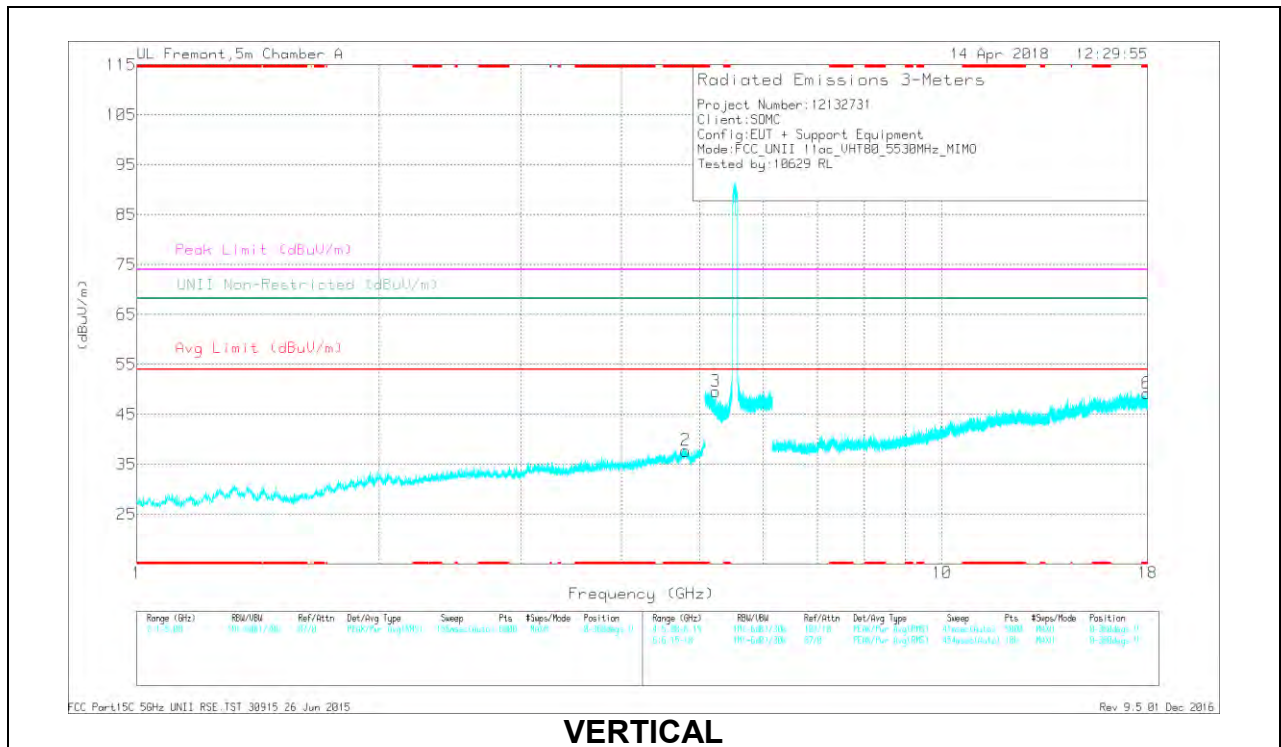
* - indicates frequency in CFR47 Pt 15 Restricted Band
 Pk - Peak detector

HARMONICS AND SPURIOUS EMISSIONS

LOW CHANNEL RESULTS



HORIZONTAL



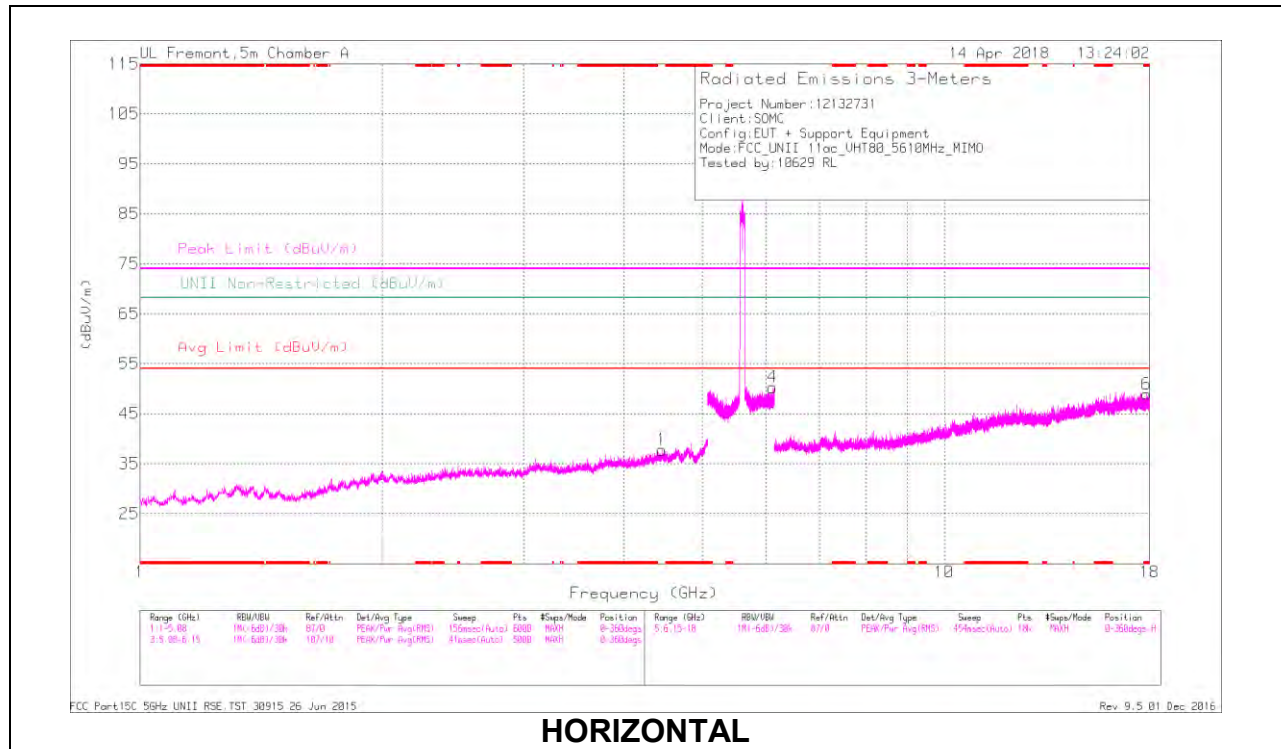
VERTICAL

RADIATED EMISSIONS

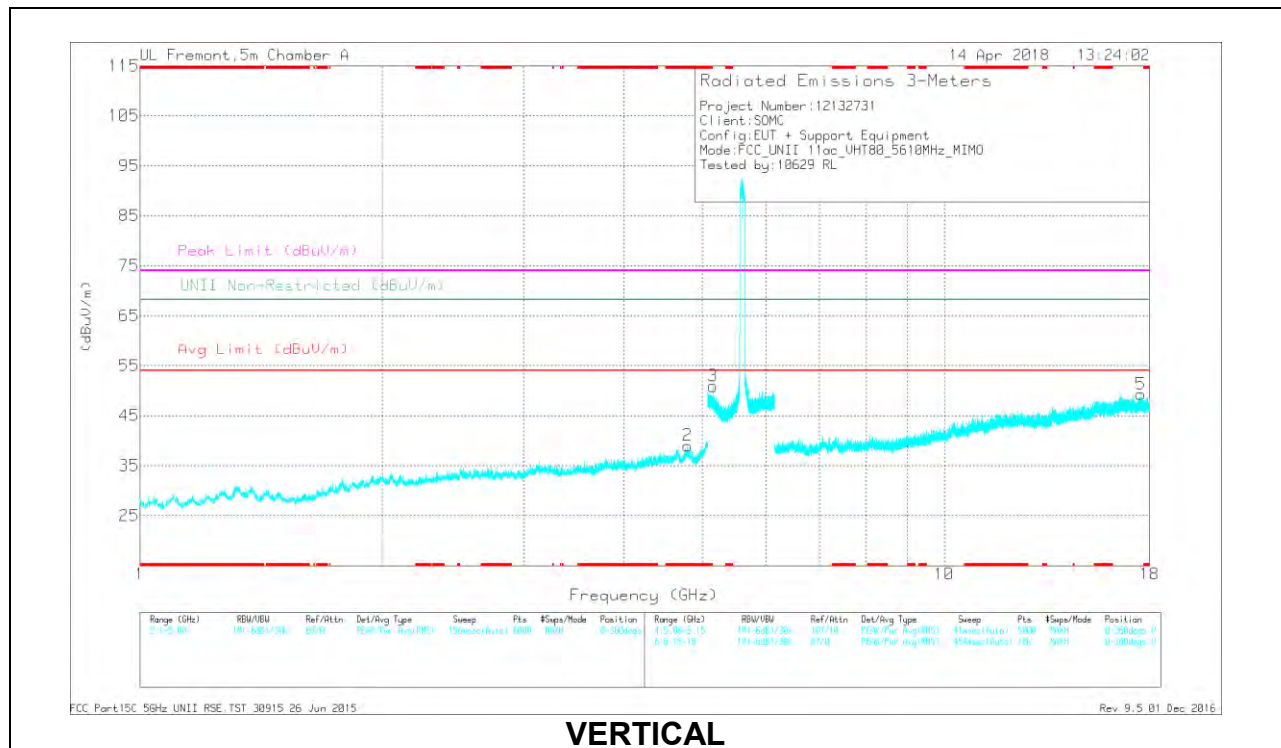
Marker	Frequency (GHz)	Meter Reading (dBuV)	Det	AF T662 (dB/m)	Amp/CalFilt/Pad (dB)	DC Corr (dB)	Corrected Reading (dBuV/m)	Avg Limit (dBuV/m)	Margin (dB)	Peak Limit (dBuV/m)	PK Margin (dB)	UNII Non-Restricted (dBuV/m)	PK Margin (dB)	Azimuth (Degs)	Height (cm)	Polarity
2	* 4.803	37.8	PK-U	34.2	-26.8	0	45.2	-	-	74	-28.8	-	-	337	243	V
	* 4.802	25.77	ADR	34.2	-26.7	62	33.89	54	-20.11	-	-	-	-	337	243	V
6	* 17.966	33.05	PK-U	41.2	-18.5	0	55.75	-	-	74	-18.25	-	-	87	116	V
	* 17.963	19.52	ADR	41.2	-18.5	62	42.84	54	-11.16	-	-	-	-	87	116	V
1	4.451	29.83	PK	33.7	-26.4	0	37.13	-	-	-	-	68.2	-31.07	0-360	101	H
3	5.238	33.34	PK	34.5	-18.2	0	49.64	-	-	-	-	68.2	-18.58	0-360	101	V
4	5.972	32.1	PK	35.3	-17.9	0	49.5	-	-	-	-	68.2	-18.7	0-360	200	H
5	16.92	26.8	PK	41.7	-19.3	0	49.2	-	-	-	-	68.2	-19	0-360	200	H

* - indicates frequency in CFR47 Pt 15 Restricted Band
 PK - Peak detector
 PK-U - U-NII: Maximum Peak
 ADR - U-NII AD primary method, RMS average

HIGH CHANNEL RESULTS



HORIZONTAL



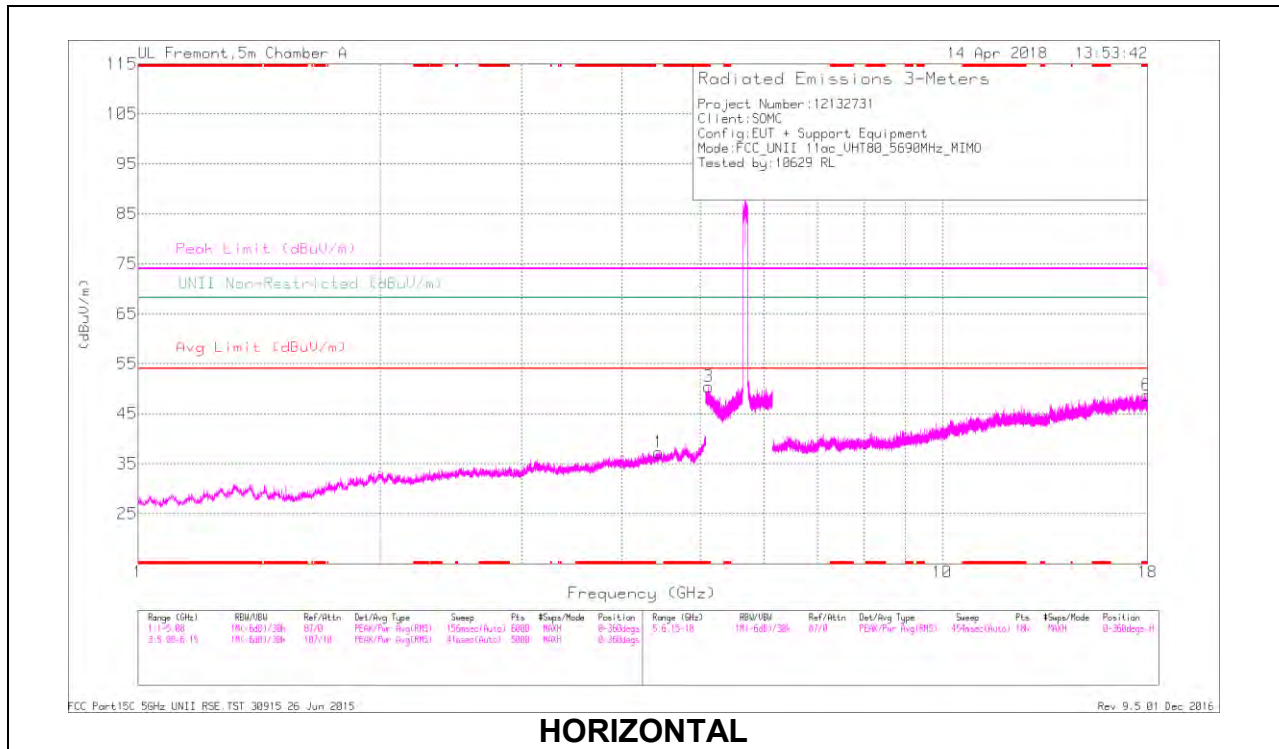
VERTICAL

RADIATED EMISSIONS

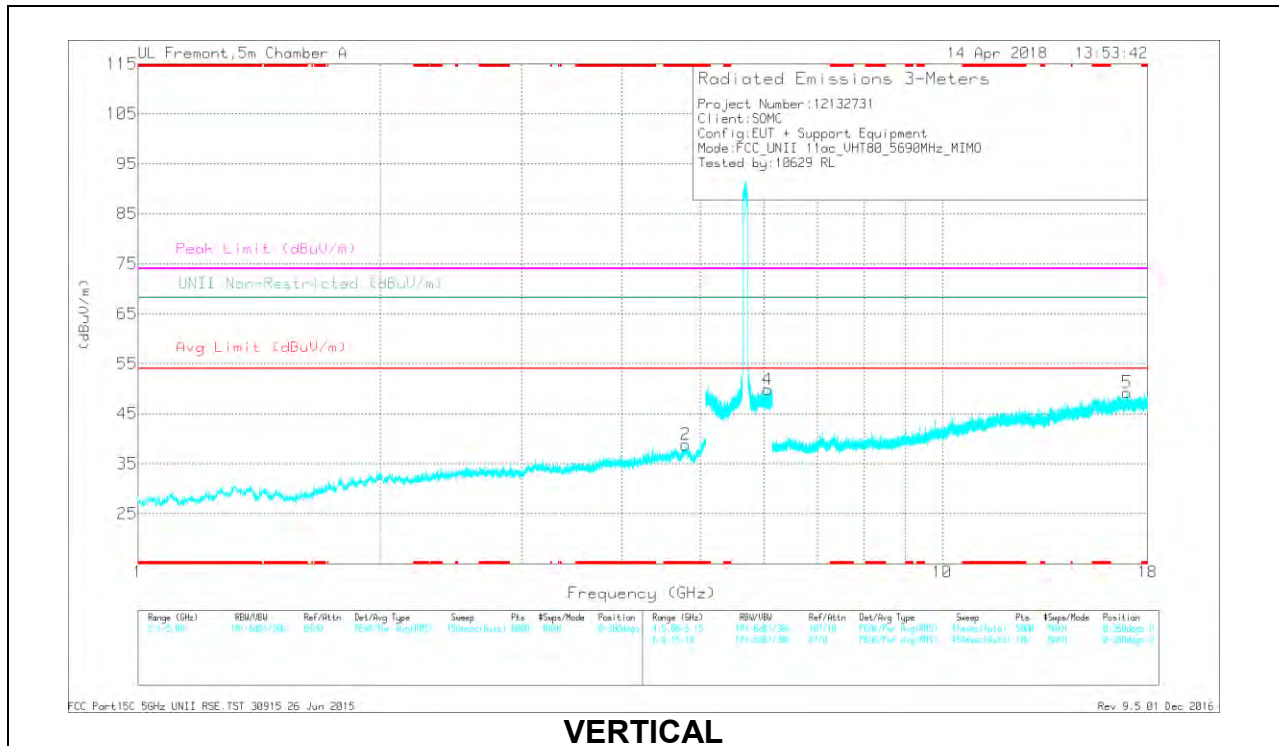
Marker	Frequency (GHz)	Meter Reading (dBuV)	Det	AF T662 (dB/m)	Amp/Cbl/Filtr/Pad (dB)	DC Corr (dB)	Corrected Reading (dBuV/m)	Avg Limit (dBuV/m)	Margin (dB)	Peak Limit (dBuV/m)	PK Margin (dB)	UNII Non-Restricted (dBuV/m)	PK Margin (dB)	Azimuth (Degs)	Height (cm)	Polarity
2	* 4.8	37.61	PK-U	34.2	-26.7	0	45.11	-	-	74	-28.89	-	-	312	124	V
	* 4.801	25.96	ADR	34.2	-26.7	.62	34.08	54	-19.92	-	-	-	-	312	124	V
6	* 17.843	32.27	PK-U	41.3	-18.4	0	55.17	-	-	74	-18.83	-	-	116	318	H
	* 17.845	18.87	ADR	41.3	-18.4	.62	42.39	54	-11.61	-	-	-	-	116	318	H
1	4.454	30.56	Pk	33.7	-26.5	0	37.76	-	-	-	-	68.2	-30.44	0-360	199	H
3	5.159	34.51	Pk	34.4	-18	0	50.91	-	-	-	-	68.2	-17.29	0-360	200	V
4	6.113	32.27	Pk	35.5	-17.5	0	50.27	-	-	-	-	68.2	-17.93	0-360	101	H
5	17.556	26.28	Pk	41.2	-18.2	0	49.28	-	-	-	-	68.2	-18.92	0-360	200	V

* - indicates frequency in CFR47 Pt 15 Restricted Band
 Pk - Peak detector
 PK-U - U-NII: Maximum Peak
 ADR - U-NII AD primary method, RMS average

CHANNEL 138 RESULTS



HORIZONTAL



VERTICAL

RADIATED EMISSIONS

Marker	Frequency (GHz)	Meter Reading (dBuV)	Det	AF T662 (dB/m)	Amp/Cbl/Filtr/Pad (dB)	DC Corr (dB)	Corrected Reading (dBuV/m)	Avg Limit (dBuV/m)	Margin (dB)	Peak Limit (dBuV/m)	PK Margin (dB)	UNII Non-Restricted (dBuV/m)	PK Margin (dB)	Azimuth (Degs)	Height (cm)	Polarity
2	* 4.797	37.92	PK-U	34.2	-26.7	0	45.42	-	-	74	-26.58	-	-	190	145	V
	* 4.797	25.86	ADR	34.2	-26.7	.62	33.98	54	-20.02	-	-	-	-	190	145	V
3	* 5.125	39.78	PK-U	34.4	-18.1	0	56.08	-	-	74	-17.92	-	-	125	286	H
	* 5.125	23.48	ADR	34.4	-18.1	.62	40.4	54	-13.6	-	-	-	-	125	286	H
6	* 17.958	32.25	PK-U	41.2	-18.6	0	54.85	-	-	74	-19.15	-	-	162	229	H
	* 17.96	19.1	ADR	41.2	-18.5	.62	42.42	54	-11.58	-	-	-	-	162	229	H
1	4.443	30.04	PK	33.7	-26.5	0	37.24	-	-	-	-	68.2	-30.96	0-360	101	H
4	6.068	32.21	PK	35.4	-17.8	0	49.61	-	-	-	-	68.2	-18.39	0-360	101	V
5	16.984	25.89	PK	41.6	-18.3	0	49.19	-	-	-	-	68.2	-19.01	0-360	101	V

* - indicates frequency in CFR47 Pt 15 Restricted Band

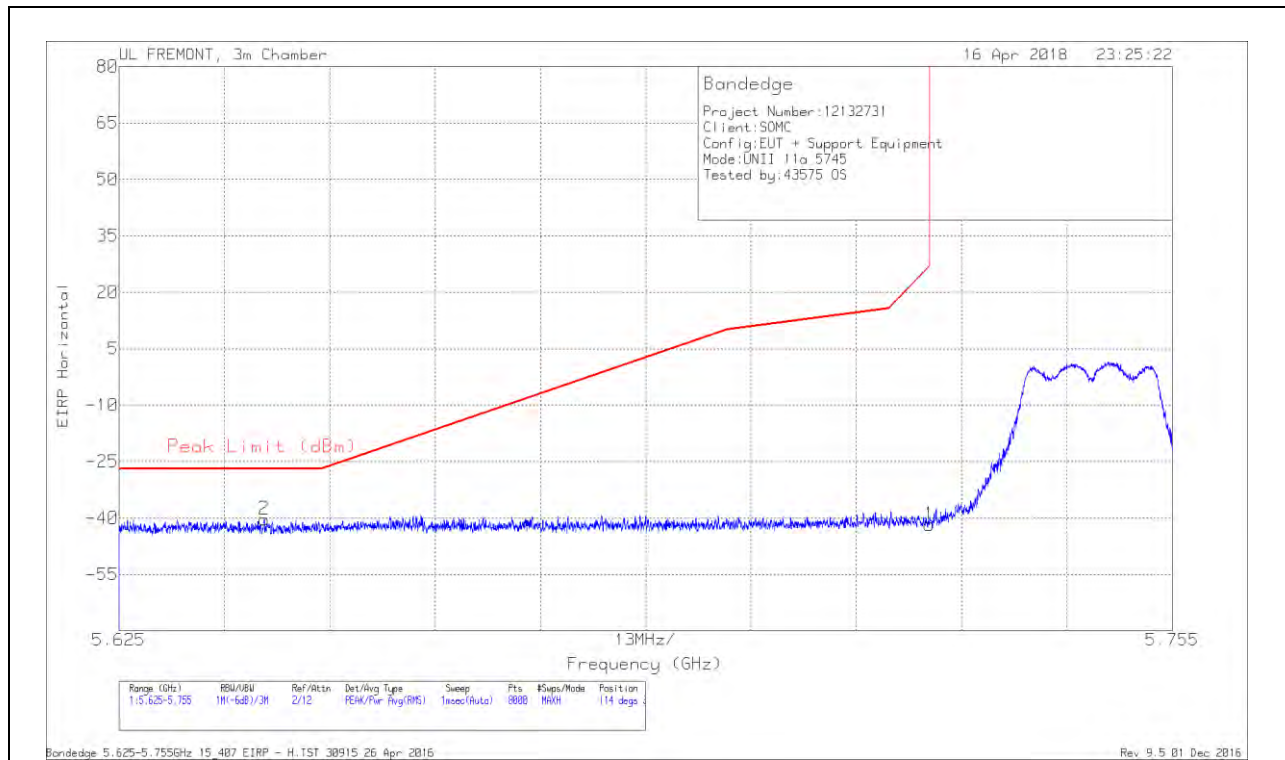
PK - Peak detector

PK-U - U-NII: Maximum Peak

ADR - U-NII AD primary method, RMS average

9.1.13. TX ABOVE 1 GHz 802.11a MODE IN THE 5.8 GHz BAND

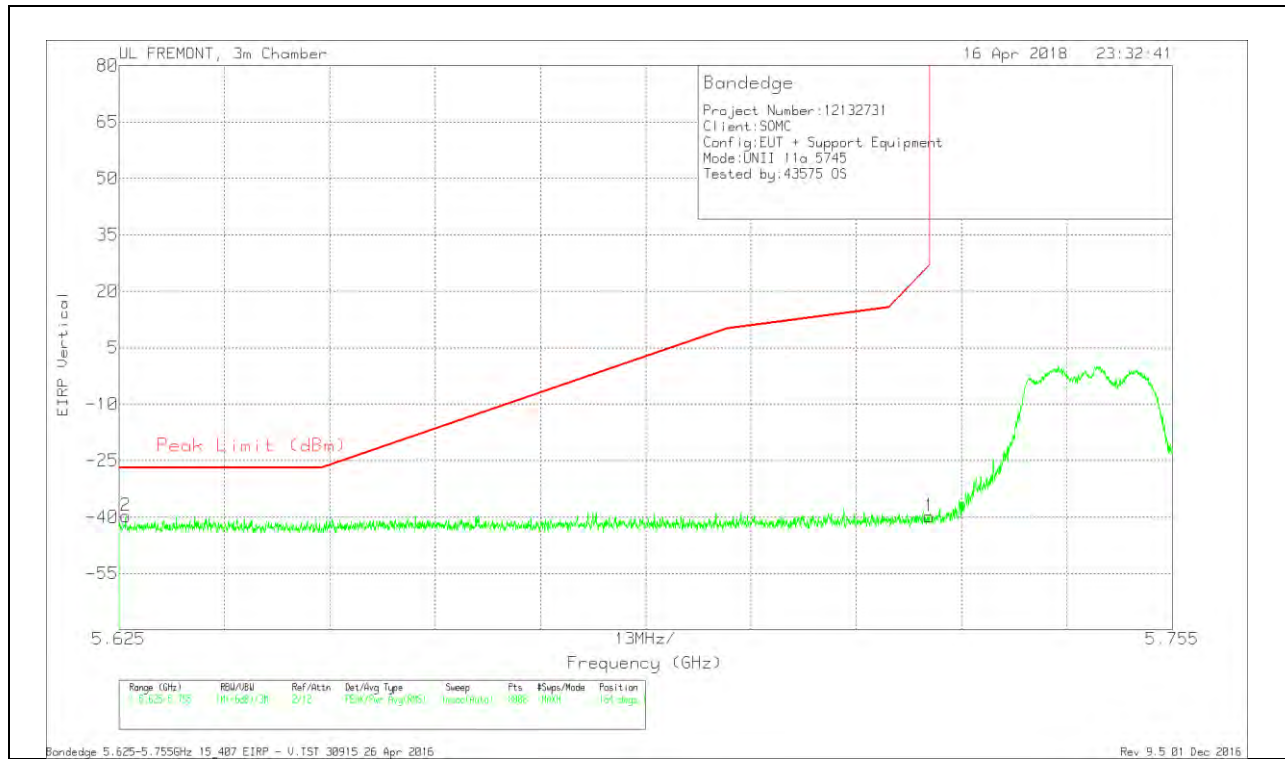
**BANDEDGE (LOW CHANNEL)
 HORIZONTAL RESULT**



Marker	Frequency (GHz)	Meter Reading (dBm)	Det	AF T120 (dB/m)	Amp/Cb1/Filtr/ Pad (dB)	Conversion Factor (dB)	DC Corr (dB)	Corrected Reading EIRP	Peak Limit (dBm)	PK Margin (dB)	Azimuth (Degs)	Height (cm)	Polarity
2	5.643	-66.86	Pk	34.8	-20.1	11.8	0	-40.36	-27	-13.36	114	381	H
1	5.725	-68.53	Pk	34.9	-19.9	11.8	0	-41.73	27	-68.73	114	381	H

* - indicates frequency in CFR47 Pt 15 Restricted Band

VERTICAL RESULT

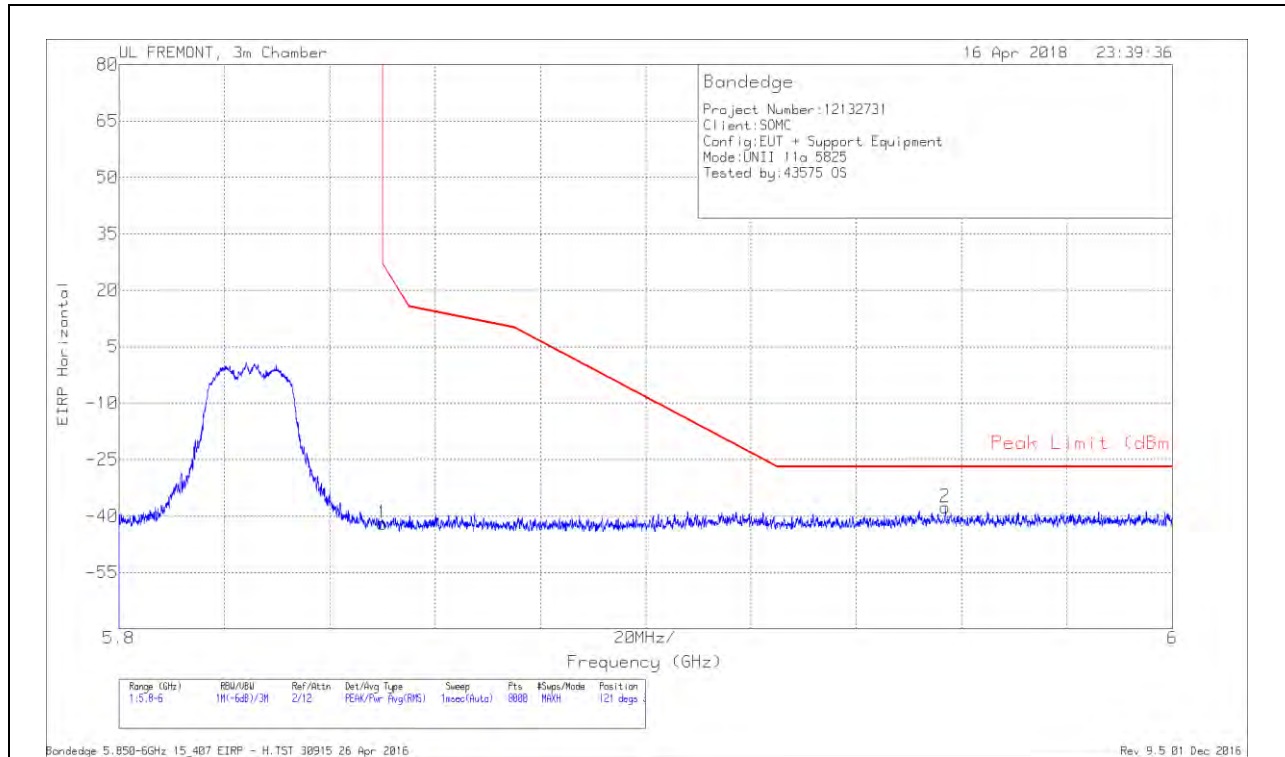


Marker	Frequency (GHz)	Meter Reading (dBm)	Det	AF T120 (dB/m)	Amp/Cbl/Filtr/Paid (dB)	Conversion Factor (dB)	DC Corr (dB)	Corrected Reading EIRP	Peak Limit (dBm)	PK Margin (dB)	Azimuth (Degs)	Height (cm)	Polarity
2	5.626	-66.45	Pk	34.8	-19.9	11.8	0	-39.75	-27	-12.75	164	132	V
1	5.725	-66.64	Pk	34.9	-19.9	11.8	0	-39.84	27	-66.84	164	132	V

Pk - Peak detector

BANDEDGE (HIGH CHANNEL)

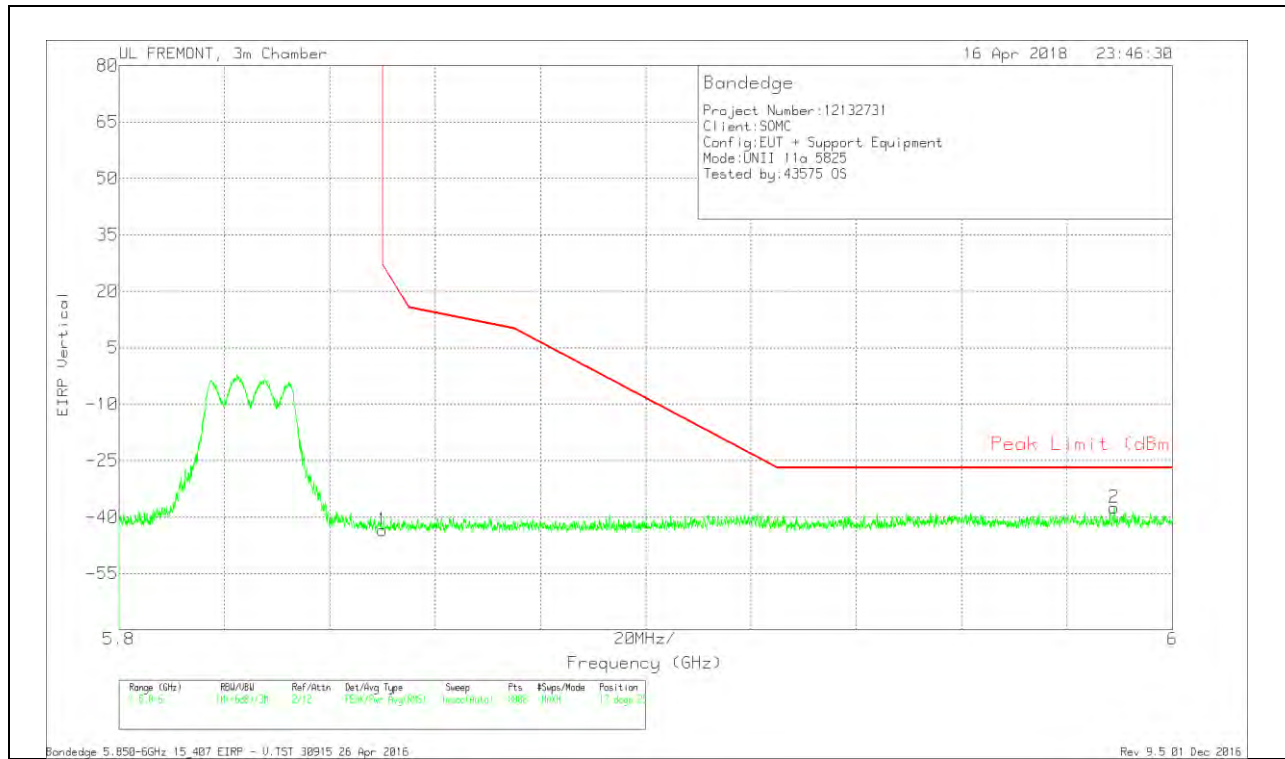
HORIZONTAL RESULT



Marker	Frequency (GHz)	Meter Reading (dBm)	Det	AF T120 (dB/m)	Amp/Cb/Filt/Pad (dB)	Conversion Factor (dB)	DC Corr (dB)	Corrected Reading EIRP	Peak Limit (dBm)	PK Margin (dB)	Azimuth (Degs)	Height (cm)	Polarity
1	5.85	-68.14	PK	35.1	-20.7	11.8	0	-41.94	26.99	-68.93	121	393	H
2	5.957	-65.14	PK	35.3	-19.6	11.8	0	-37.64	-27	-10.64	121	393	H

Pk - Peak detector

VERTICAL RESULT

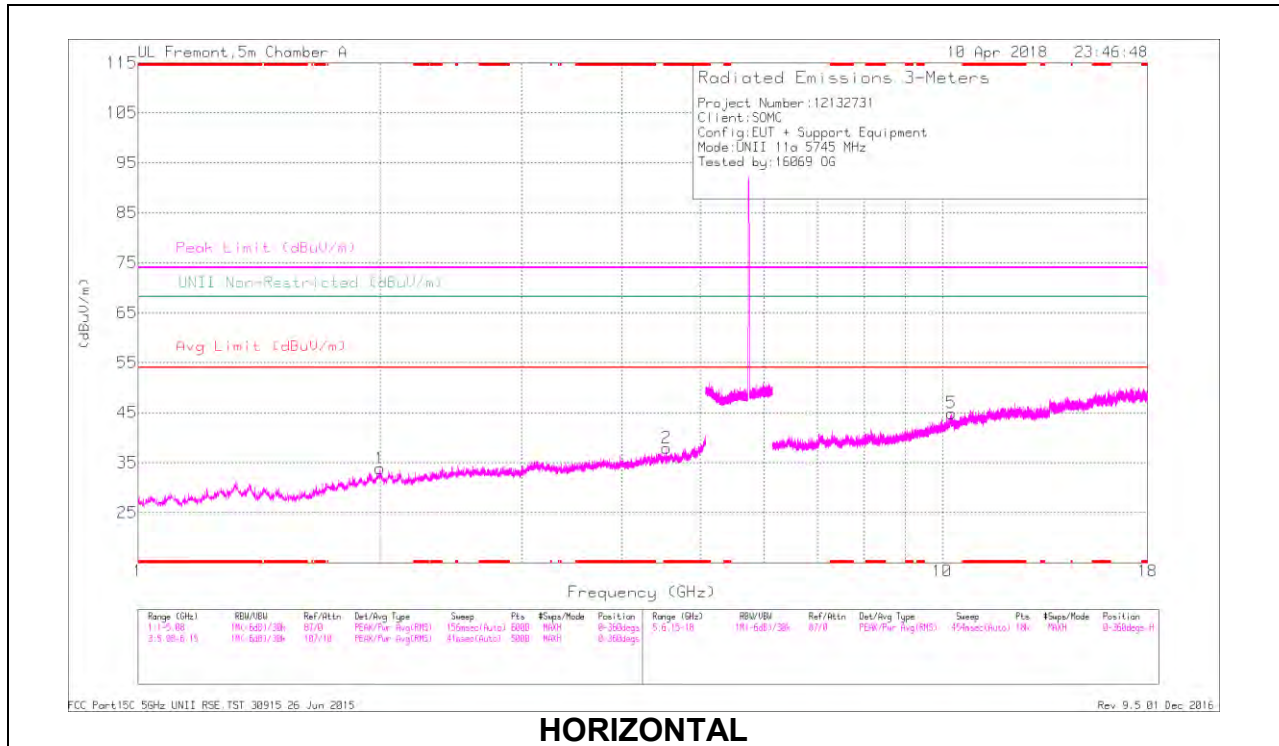


Marker	Frequency (GHz)	Meter Reading (dBm)	Det	AF T120 (dB/m)	Amp/Cbl/Filtr/Parad (dB)	Conversion Factor (dB)	DC Corr (dB)	Corrected Reading EIRP	Peak Limit (dBm)	PK Margin (dB)	Azimuth (Degs)	Height (cm)	Polarity
1	5.85	-69.73	Pk	35.1	-20.7	11.8	0	-43.53	26.99	-70.52	17	258	V
2	5.989	-64.22	Pk	35.3	-20.4	11.8	0	-37.52	-27	-10.52	17	258	V

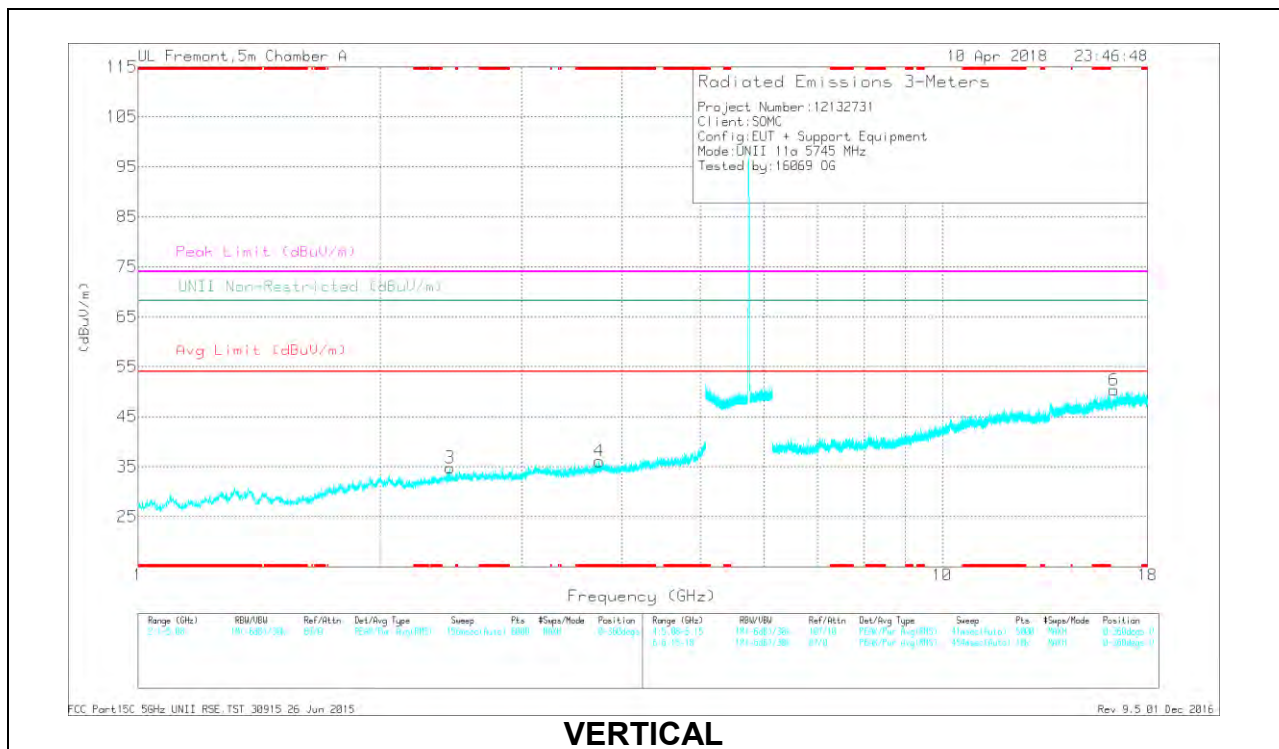
Pk - Peak detector

HARMONICS AND SPURIOUS EMISSIONS

LOW CHANNEL RESULTS



HORIZONTAL



VERTICAL

RADIATED EMISSIONS

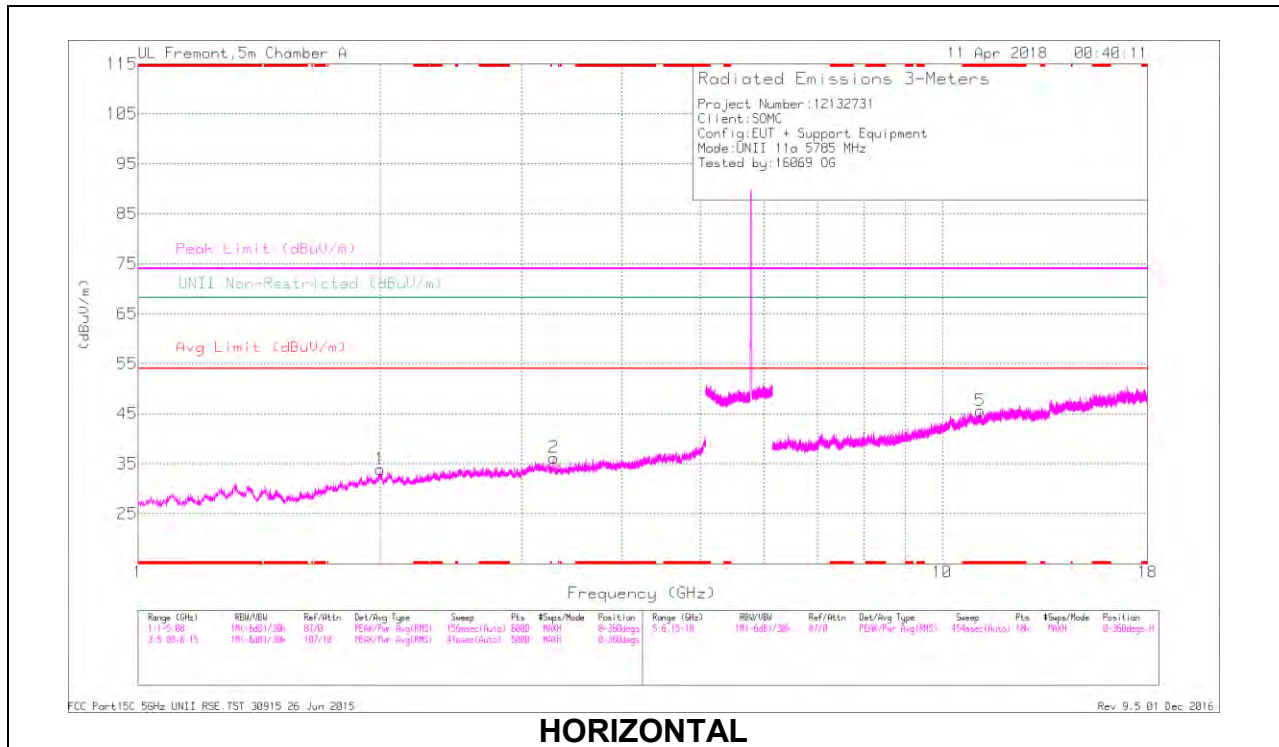
Marker	Frequency (GHz)	Meter Reading (dBuV)	Det	AF 1862 (dBm)	Amp/Cb/Filt/Pad (dB)	DC Corr (dB)	Corrected Reading (dBuV/m)	Avg Limit (dBuV/m)	Margin (dB)	Peak Limit (dBuV/m)	PK Margin (dB)	UNII Non-Restricted (dBuV/m)	PK Margin (dB)	Azimuth (Degs)	Height (cm)	Polarity
2	* 4.542	36.77	PK-U	34	-27.9	0	42.87	-	-	74	-31.13	-	-	249	273	H
2	* 4.542	25.19	ADR	34	-27.9	0	31.29	54	-22.71	-	-	-	-	249	273	H
4	* 3.747	37.48	PK-U	33.1	-28.5	0	42.08	-	-	74	-31.92	-	-	99	227	V
4	* 3.75	25.57	ADR	33.1	-28.5	0	30.17	54	-23.83	-	-	-	-	99	227	V
1	1.999	38.54	PK-U	31.4	-30.7	0	39.24	-	-	-	-	68.2	-28.96	297	328	H
3	2.442	41.01	PK-U	32.1	-30.8	0	42.31	-	-	-	-	68.2	-25.89	135	190	V
5	10.272	31.73	PK-U	37.5	-19.5	0	49.73	-	-	-	-	68.2	-18.47	357	152	H
6	16.359	32.06	PK-U	40.8	-17.9	0	54.96	-	-	-	-	68.2	-13.24	230	261	V

* - indicates frequency in CFR47 Pt 15 Restricted Band

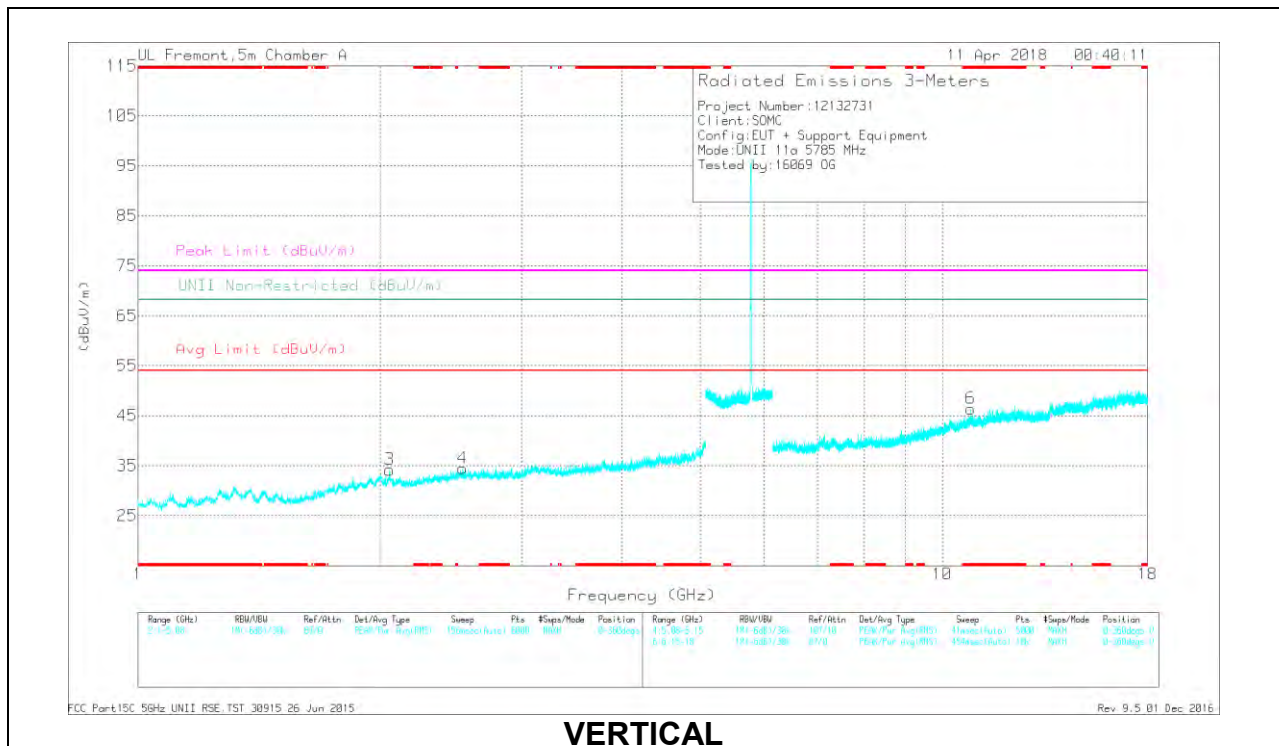
PK-U - U-NII: Maximum Peak

ADR - U-NII AD primary method, RMS average

MID CHANNEL RESULTS



HORIZONTAL



VERTICAL

RADIATED EMISSIONS

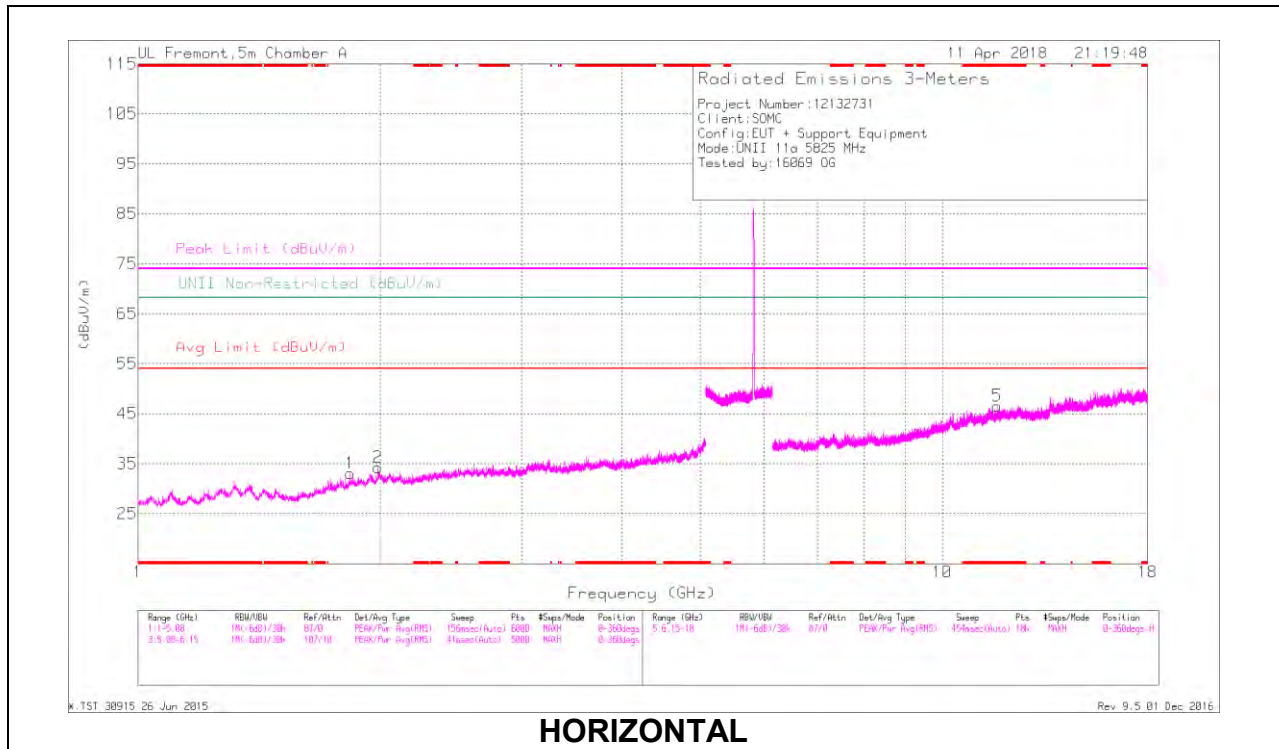
Marker	Frequency (GHz)	Meter Reading (dBuV)	Det	AF T662 (dBm)	Amp/Cbl/Filtr/Pad (dB)	DC Corr (dB)	Corrected Reading (dBuV/m)	Avg Limit (dBuV/m)	Margin (dB)	Peak Limit (dBuV/m)	PK Margin (dB)	UNII Non-Restricted (dBuV/m)	PK Margin (dB)	Azimuth (Degs)	Height (cm)	Polarity
5	* 11.146	31.72	PK-U	37.9	-18.9	0	50.72	-	-	74	-23.28	-	-	105	169	H
5	* 11.146	20.18	ADR	37.9	-18.9	0	39.18	54	-14.82	-	-	-	-	105	169	H
6	* 10.846	31.88	PK-U	37.9	-18.4	0	51.38	-	-	74	-22.62	-	-	181	208	V
6	* 10.846	20.19	ADR	37.9	-18.4	0	39.69	54	-14.31	-	-	-	-	181	208	V
1	2	39.02	PK-U	31.4	-30.6	0	39.82	-	-	-	-	68.2	-26.38	3	123	H
3	2.054	38.7	PK-U	31.4	-30.3	0	39.8	-	-	-	-	68.2	-26.4	220	193	V
4	2.534	38.02	PK-U	32.4	-30.2	0	40.22	-	-	-	-	63.2	-27.98	82	246	V
2	3.289	38.2	PK-U	32.8	-29.6	0	41.4	-	-	-	-	68.2	-26.6	257	169	H

* - indicates frequency in CFR47 Pt 15 Restricted Band

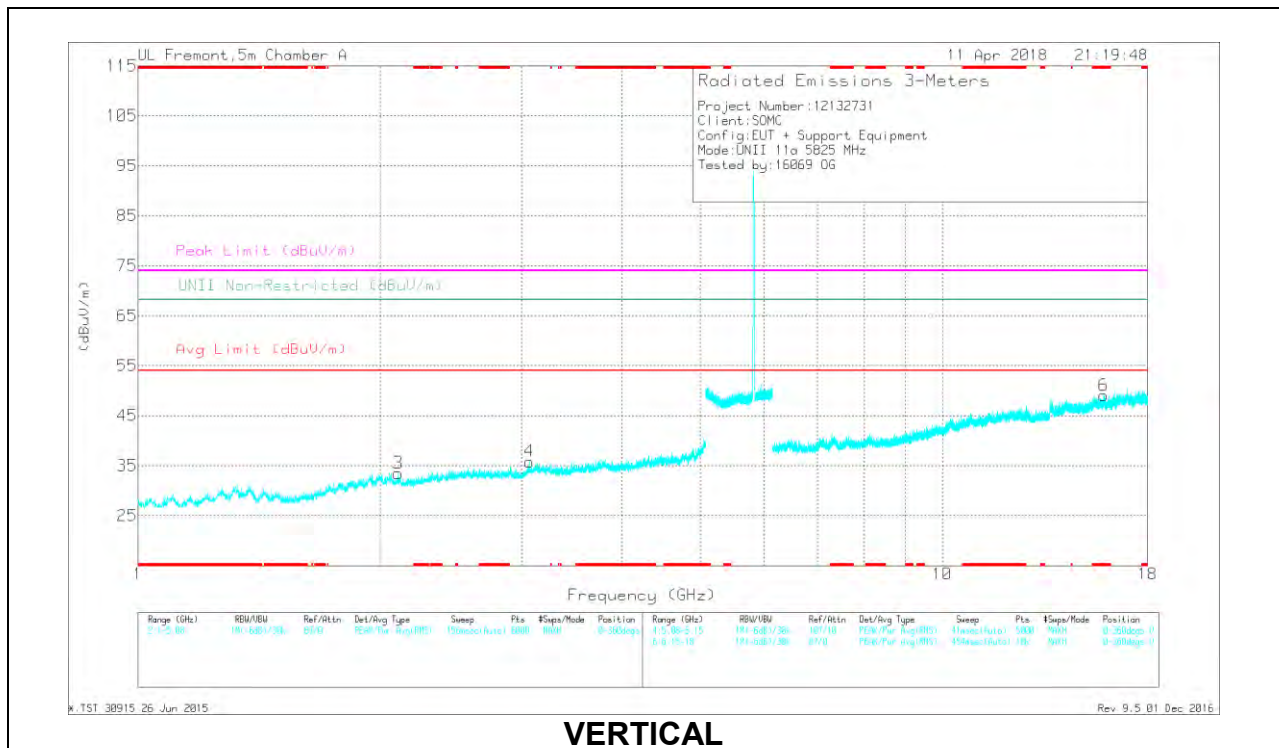
PK-U - U-NII: Maximum Peak

ADR - U-NII AD primary method, RMS average

HIGH CHANNEL RESULTS



HORIZONTAL



VERTICAL

RADIATED EMISSIONS

Marker	Frequency (GHz)	Meter Reading (dBuV)	Det	AF T662 (dBm)	Amp/CalFtr/Pad (dB)	DC Corr (dB)	Corrected Reading (dBuV/m)	Avg Limit (dBuV/m)	Margin (dB)	Peak Limit (dBuV/m)	PK Margin (dB)	UNII Non-Restricted (dBuV/m)	PK Margin (dB)	Azimuth (Degs)	Height (cm)	Polarity
5	* 11.898	31.47	PK-U	38.6	-18.8	0	51.27	-	-	74	-22.73	-	-	62	241	H
5	* 11.897	20.11	ADR	38.6	-18.7	0	40.01	54	-13.99	-	-	-	-	62	241	H
6	* 15.868	32.52	PK-U	40.3	-18	0	54.82	-	-	74	-19.18	-	-	249	114	V
6	* 15.869	20.63	ADR	40.3	-18	0	42.93	54	-11.07	-	-	-	-	249	114	V
1	1.838	39.82	PK-U	30.7	-31.6	0	38.92	-	-	-	-	68.2	-29.28	134	222	H
2	1.989	39.26	PK-U	31.4	-30.6	0	40.06	-	-	-	-	68.2	-28.14	134	386	H
3	2.106	38.73	PK-U	31.1	-30.5	0	39.33	-	-	-	-	68.2	-28.67	228	261	V
4	3.066	37.38	PK-U	32.8	-29.4	0	40.79	-	-	-	-	68.2	-27.41	195	354	V

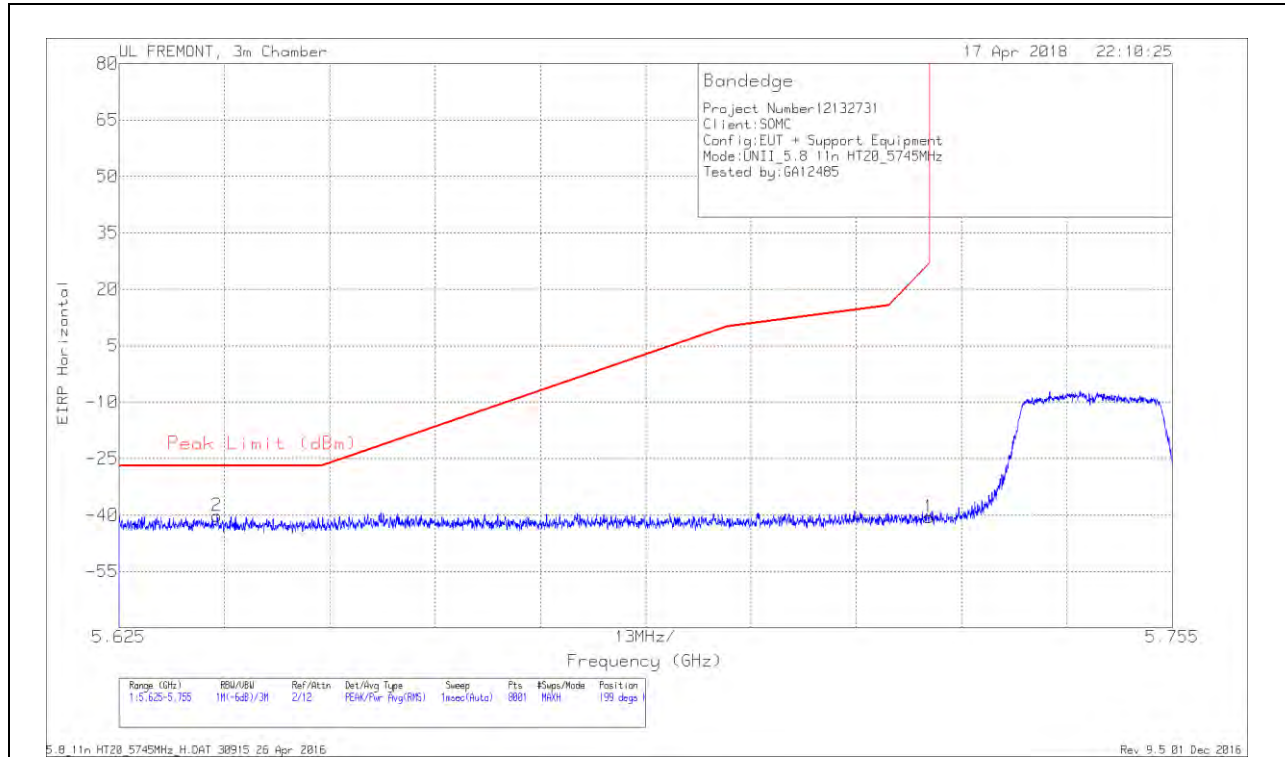
* - indicates frequency in CFR47 Pt 15 Restricted Band

PK-U - U-NII: Maximum Peak

ADR - U-NII AD primary method, RMS average

9.1.14. TX ABOVE 1 GHz 802.11n HT20 MODE IN THE 5.8 GHz BAND

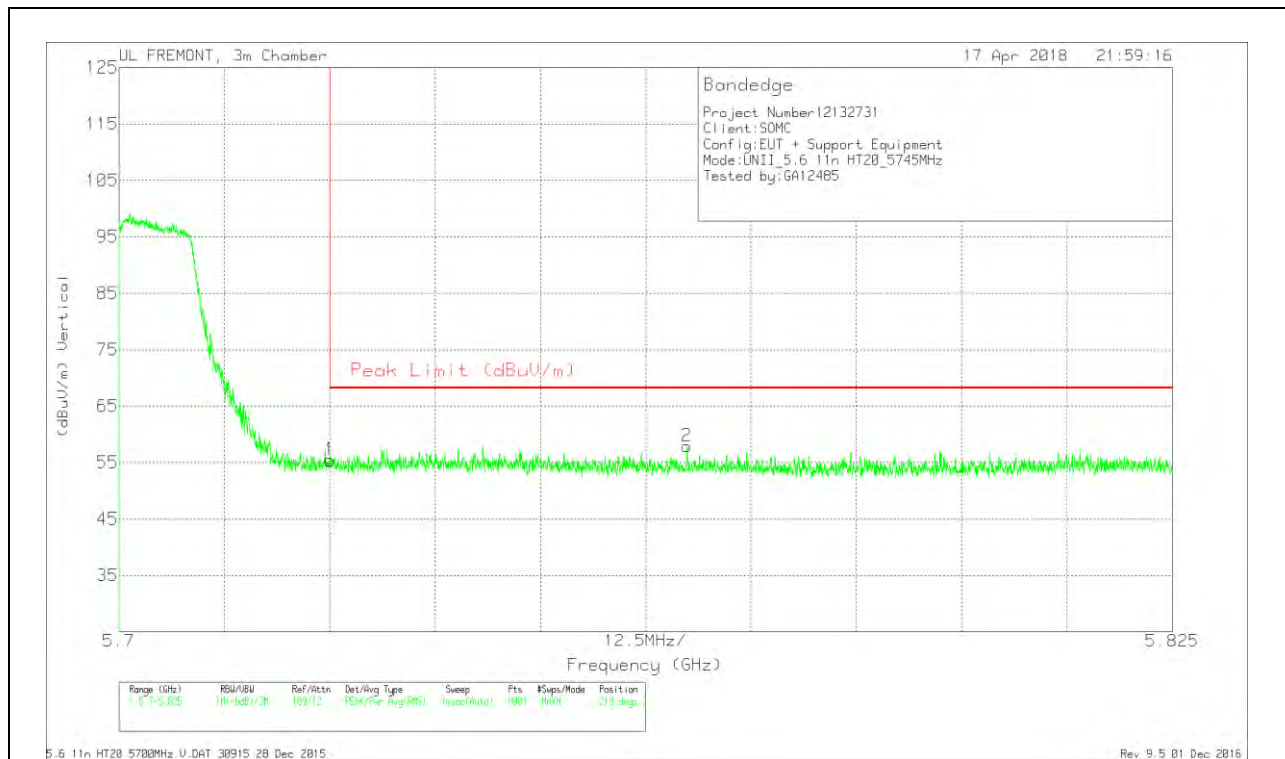
**BANDEDGE (LOW CHANNEL)
 HORIZONTAL RESULT**



Marker	Frequency (GHz)	Meter Reading (dBm)	Det	AF T120 (dB/m)	Amp/Cbl/Filtr/Parad (dB)	Conversion Factor (dB)	DC Corr (dB)	Corrected Reading EIRP	Peak Limit (dBm)	PK Margin (dB)	Azimuth (Degs)	Height (cm)	Polarity
2	5.637	-67.05	Pk	34.8	-19.8	11.8	0	-40.25	-27	-13.25	199	371	H
1	5.725	-67.42	Pk	34.9	-19.9	11.8	0	-40.62	26.97	-67.59	199	371	H

* - indicates frequency in CFR47 Pt 15 Restricted Band
 Pk - Peak detector

VERTICAL RESULT

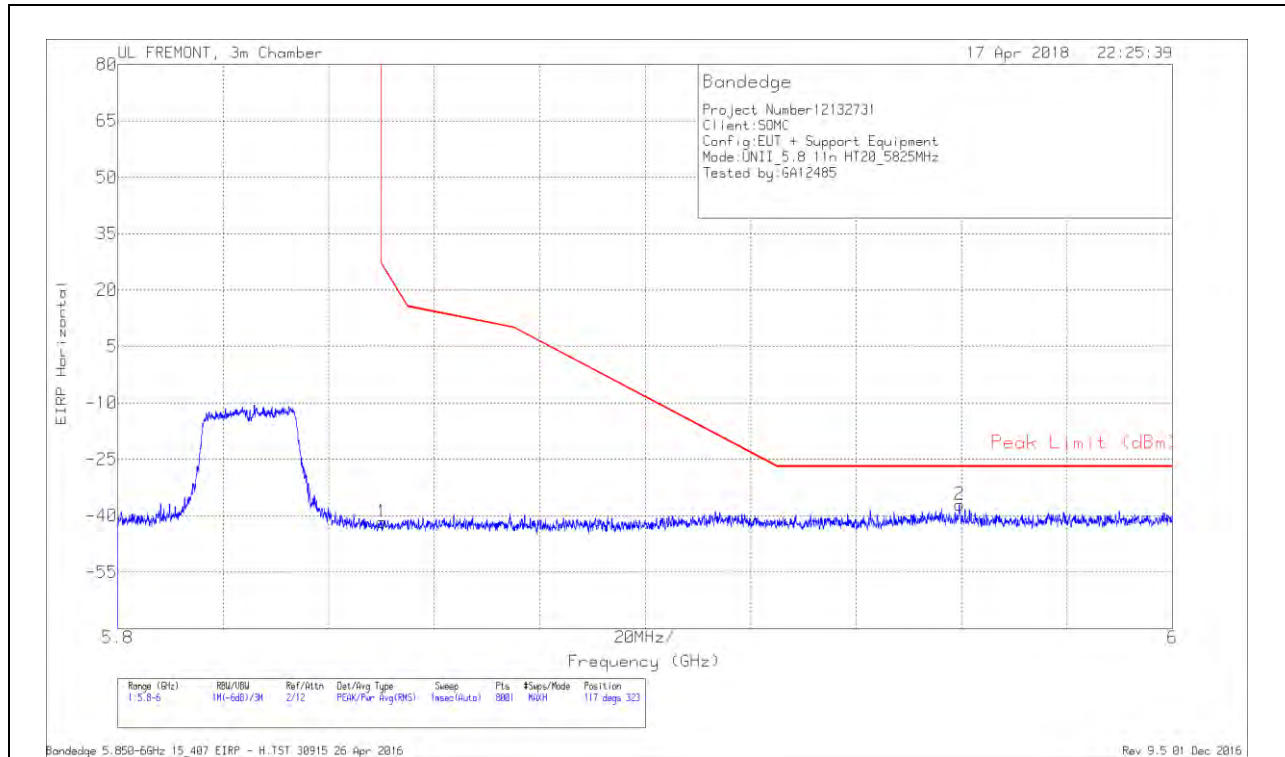


Marker	Frequency (GHz)	Meter Reading (dBuV)	Det	AF T120 (dB/m)	Amp/Cbl/Filtr/Pad (dB)	DC Corr (dB)	Corrected Reading (dBuV/m)	Peak Limit (dBuV/m)	PK Margin (dB)	Azimuth (Degs)	Height (cm)	Polarity
1	5.725	40.43	PK	34.9	-19.9	0	55.43	68.2	-12.77	219	265	V
2	5.767	43.2	PK	35	-20.3	0	57.9	68.2	-10.3	219	265	V

* - indicates frequency in CFR47 Pt 15 Restricted Band
 Pk - Peak detector

BANDEDGE (HIGH CHANNEL)

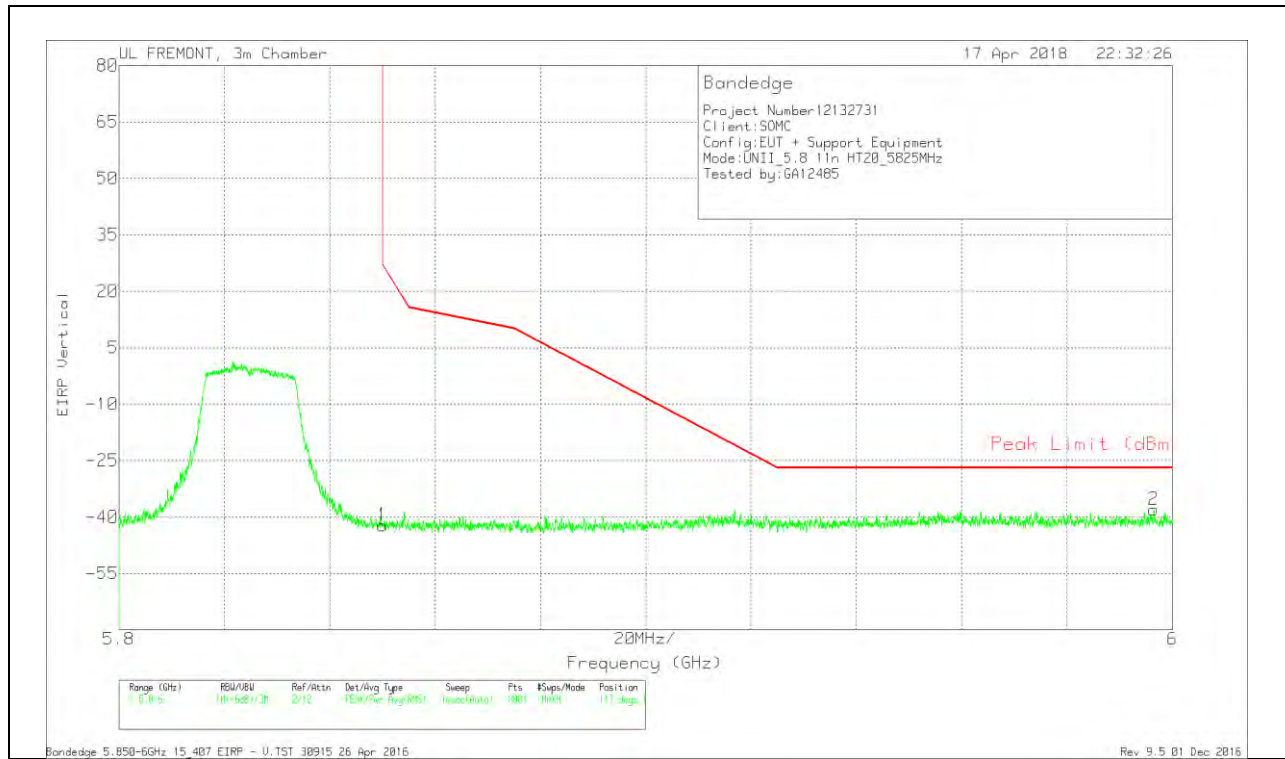
HORIZONTAL RESULT



Marker	Frequency (GHz)	Meter Reading (dBm)	Det	AF T120 (dB/m)	Amp/Cbl/Filtr/Pad (dB)	Conversion Factor (dB)	DC Corr (dB)	Corrected Reading EIRP	Peak Limit (dBm)	PK Margin (dB)	Azimuth (Degs)	Height (cm)	Polarity
1	5.85	-67.9	PK	35.1	-20.7	11.8	0	-41.7	26.94	-68.64	117	323	H
2	5.96	-64.43	PK	35.3	-19.7	11.8	0	-37.03	-27	-10.03	117	323	H

* - indicates frequency in CFR47 Pt 15 Restricted Band
 Pk - Peak detector

VERTICAL RESULT

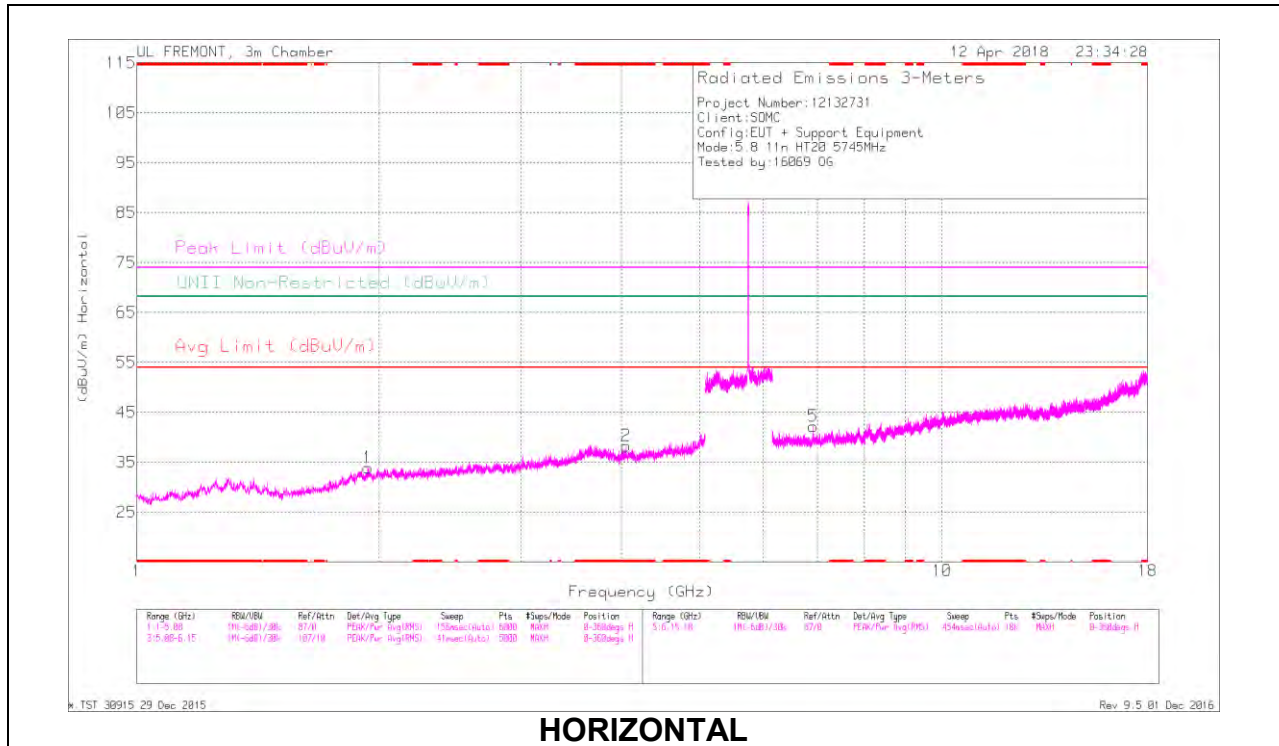


Marker	Frequency (GHz)	Meter Reading (dBm)	Det	AF T120 (dB/m)	Amp/Cbl/Filtr/Paid (dB)	Conversion Factor (dB)	DC Corr (dB)	Corrected Reading EIRP	Peak Limit (dBm)	PK Margin (dB)	Azimuth (Degs)	Height (cm)	Polarity
1	5.85	-68.4	Pk	35.1	-20.7	11.8	0	-42.2	26.94	-69.14	117	108	V
2	5.996	-64.89	Pk	35.3	-20.3	11.8	0	-38.09	-27	-11.09	117	108	V

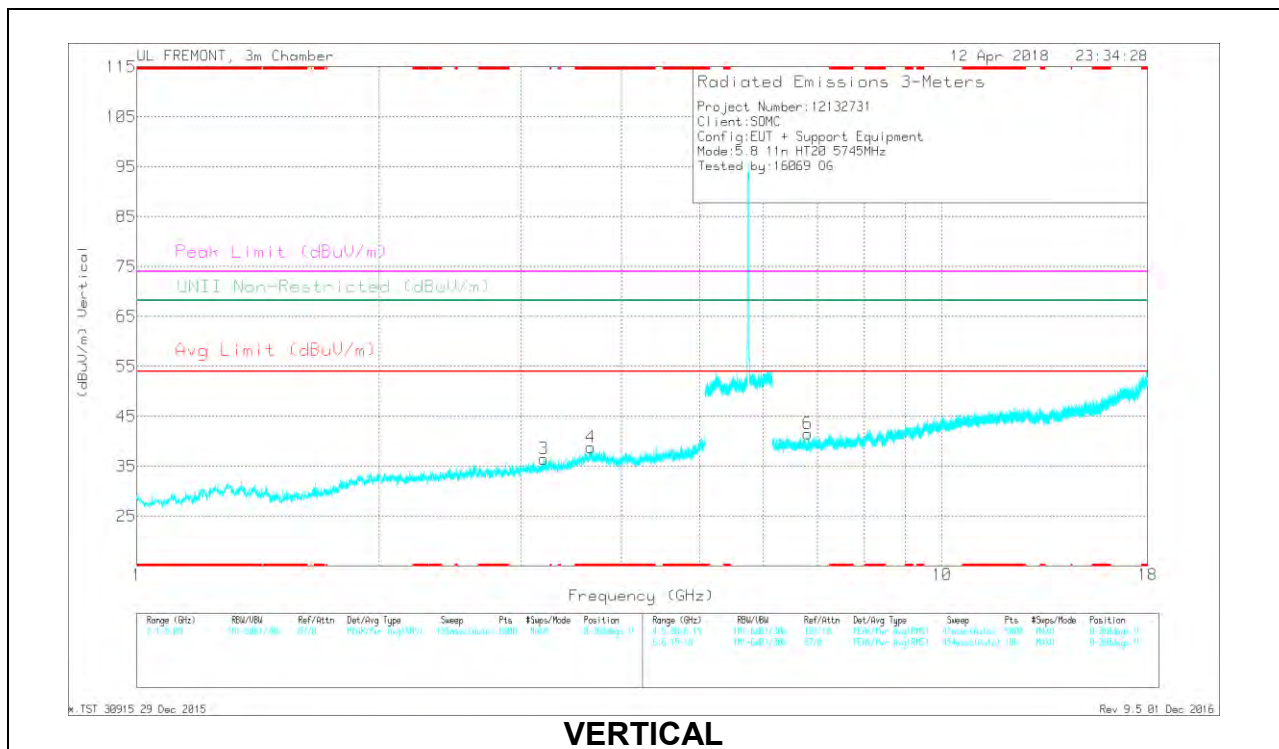
* - indicates frequency in CFR47 Pt 15 Restricted Band
 Pk - Peak detector

HARMONICS AND SPURIOUS EMISSIONS

LOW CHANNEL RESULTS



HORIZONTAL



VERTICAL

RADIATED EMISSIONS

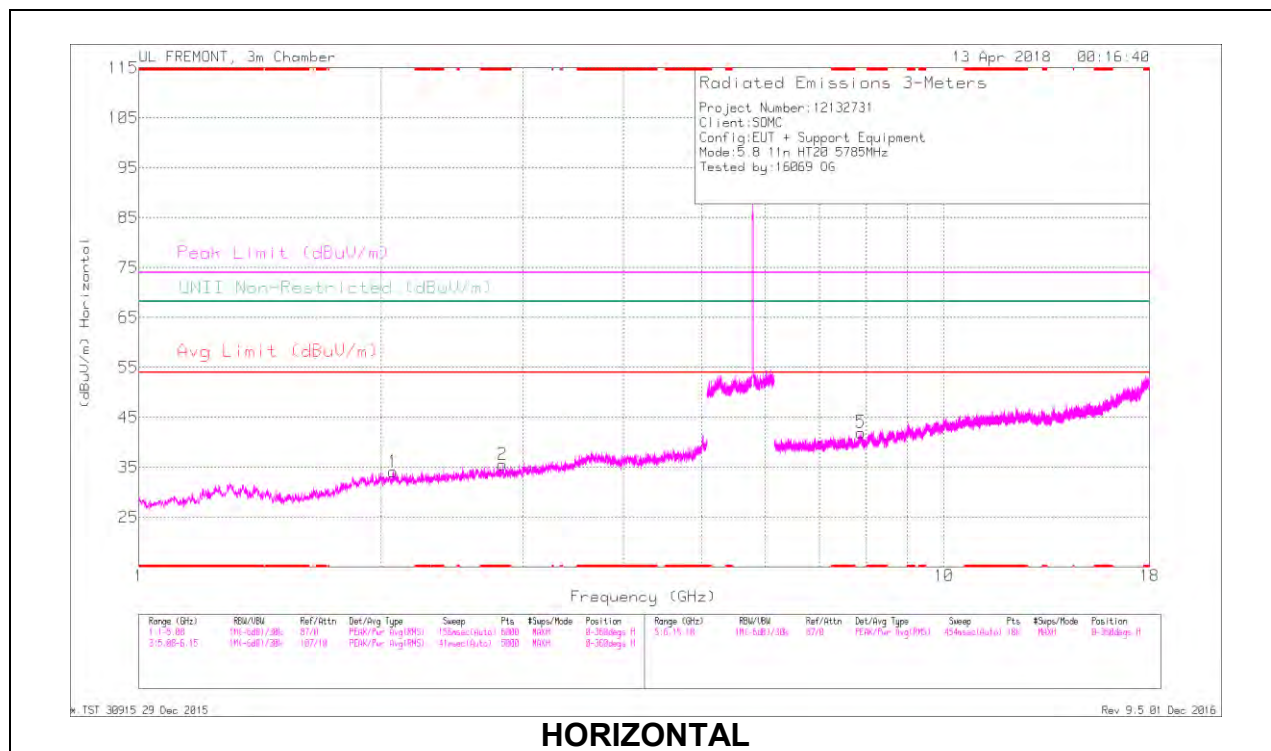
Marker	Frequency (GHz)	Meter Reading (dBuV)	Det	AF 1120 (dBm)	Amp/Cbl/Ftr/Pad (dB)	DC Corr (dB)	Corrected Reading (dBuV/m)	Avg Limit (dBuV/m)	Margin (dB)	Peak Limit (dBuV/m)	PK Margin (dB)	UNI Non-Restricted (dBuV/m)	PK Margin (dB)	Azimuth (Degs)	Height (cm)	Polarity
2	* 4.053	39.29	PK-U	33.5	-28.1	0	44.69	-	-	74	-29.31	-	-	23	362	H
2	* 4.05	27.46	ADR	33.5	-27.8	-.1	33.26	54	-20.74	-	-	-	-	23	362	H
4	* 3.659	38.98	PK-U	34.4	-28.6	0	44.78	-	-	74	-29.22	-	-	302	338	V
4	* 3.66	27.26	ADR	34.4	-28.6	-.1	33.16	54	-20.84	-	-	-	-	302	338	V
1	1.938	39.94	PK-U	31.5	-30.6	0	40.84	-	-	-	-	68.2	-27.36	291	374	H
3	3.202	38.83	PK-U	33.3	-29.2	0	42.93	-	-	-	-	68.2	-25.27	285	236	V
6	6.806	37	PK-U	35.7	-26	0	46.7	-	-	-	-	68.2	-21.5	64	247	V
5	6.917	36.51	PK-U	35.7	-24.2	0	48.01	-	-	-	-	68.2	-20.19	269	214	H

* - indicates frequency in CFR47 Pt 15 Restricted Band

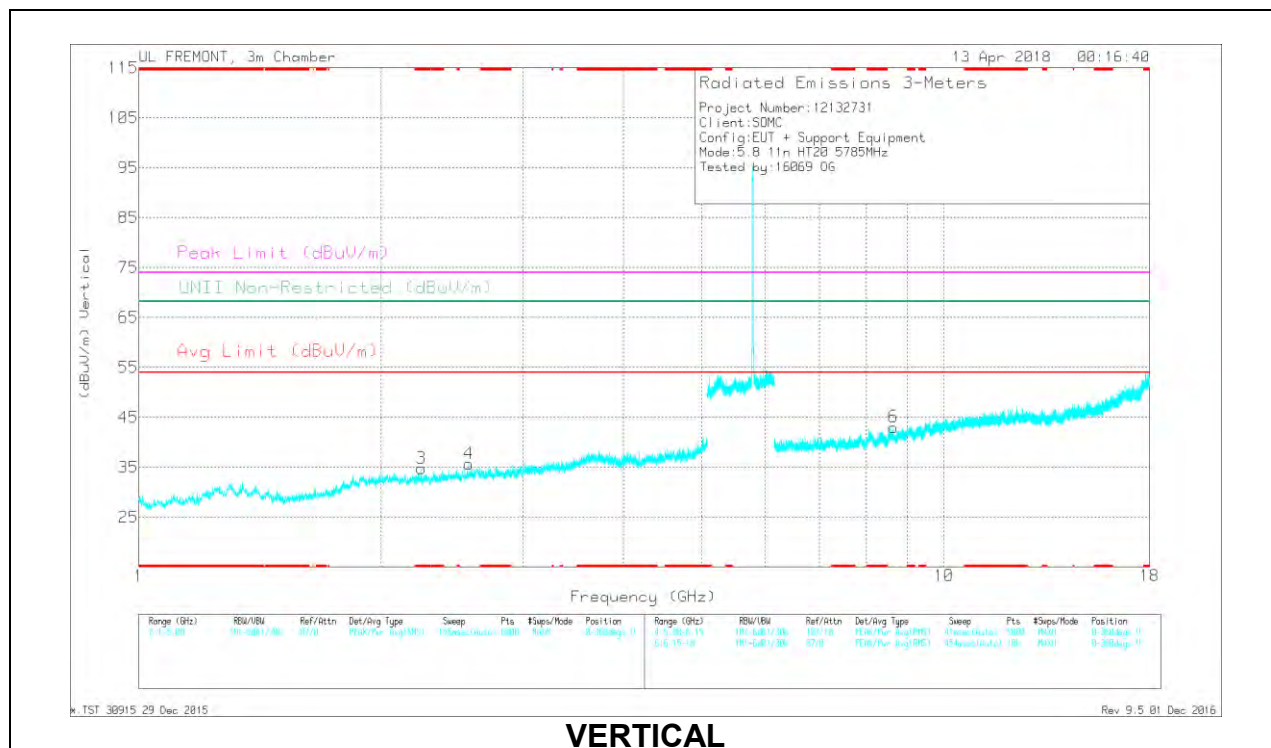
PK-U - U-NII: Maximum Peak

ADR - U-NII AD primary method, RMS average

MID CHANNEL RESULTS



HORIZONTAL



VERTICAL

RADIATED EMISSIONS

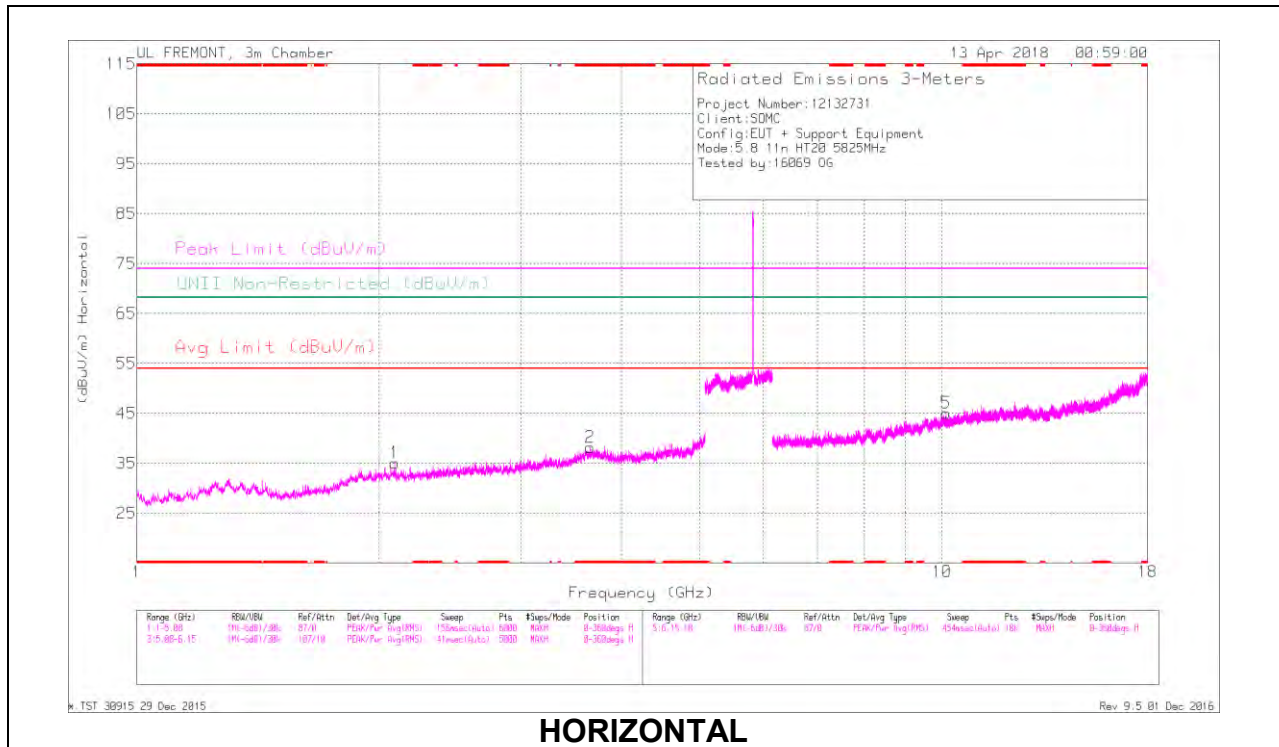
Marker	Frequency (GHz)	Meter Reading (dBuV)	Det	AF T120 (dBm)	Amp/Cbl/Ftr/Pad (dB)	DC Corr (dB)	Corrected Reading (dBuV/m)	Avg Limit (dBuV/m)	Margin (dB)	Peak Limit (dBuV/m)	PK Margin (dB)	UNI Non-Restricted (dBuV/m)	PK Margin (dB)	Azimuth (Degs)	Height (cm)	Polarity
2	* 2.83	38.4	PK-U	32.7	-29.7	0	41.4	-	-	74	-32.6	-	-	220	290	H
2	* 2.831	26.7	ADR	32.7	-29.7	-.1	29.8	54	-24.2	-	-	-	-	220	290	H
3	* 2.243	39.26	PK-U	31.9	-30.7	0	40.46	-	-	74	-33.54	-	-	62	170	V
3	* 2.241	27.35	ADR	31.9	-30.8	-.1	28.55	54	-25.45	-	-	-	-	62	170	V
1	2.068	38.98	PK-U	31.8	-30.5	0	40.28	-	-	-	-	68.2	-27.92	50	261	H
4	2.57	39.64	PK-U	32.3	-30.3	0	41.64	-	-	-	-	68.2	-28.58	186	265	V
5	7.83	34.94	PK-U	35.8	-22.3	0	48.44	-	-	-	-	68.2	-19.76	250	285	H
6	8.655	34.58	PK-U	35.9	-22	0	48.48	-	-	-	-	68.2	-19.72	74	102	V

* - indicates frequency in CFR47 Pt 15 Restricted Band

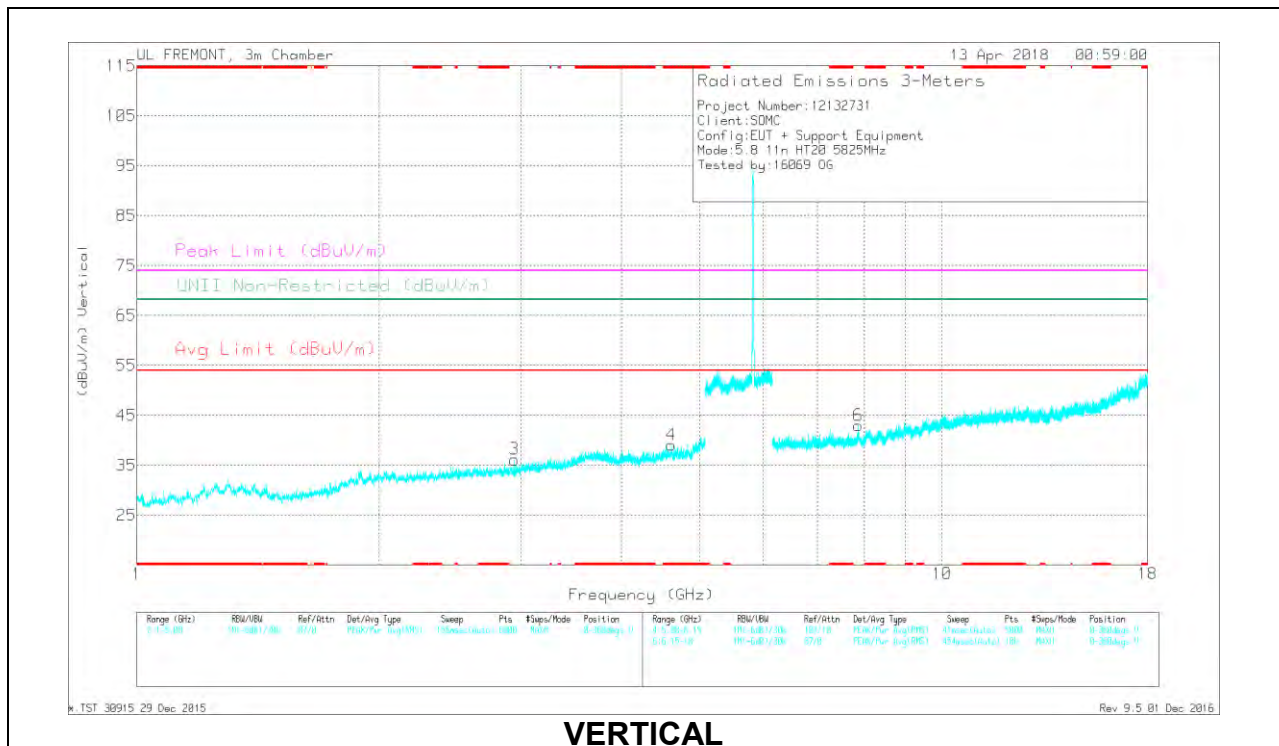
PK-U - U-NII: Maximum Peak

ADR - U-NII AD primary method, RMS average

HIGH CHANNEL RESULTS



HORIZONTAL



VERTICAL

RADIATED EMISSIONS

Marker	Frequency (GHz)	Meter Reading (dBuV)	Det	AF 1120 (dBm)	Amp/Cbl/Ftr/Pad (dB)	DC Corr (dB)	Corrected Reading (dBuV/m)	Avg Limit (dBuV/m)	Margin (dB)	Peak Limit (dBuV/m)	PK Margin (dB)	UNI Non-Restricted (dBuV/m)	PK Margin (dB)	Azimuth (Degs)	Height (cm)	Polarity
2	* 3.655	39	PK-U	34.5	-28.8	0	44.7	-	-	74	-29.3	-	-	6	102	H
2	* 3.658	27.32	ADR	34.5	-28.7	-.1	33.22	54	-20.78	-	-	-	-	6	102	H
4	* 4.612	37.87	PK-U	34.1	-25.9	0	46.07	-	-	74	-27.93	-	-	118	238	V
4	* 4.611	26.05	ADR	34.1	-25.9	-.1	34.35	54	-19.65	-	-	-	-	118	238	V
1	2.091	39.14	PK-U	31.6	-30	0	40.74	-	-	-	-	68.2	-27.46	335	119	H
3	2.947	38.32	PK-U	33	-29.6	0	41.72	-	-	-	-	68.2	-26.48	293	102	V
6	7.865	35.39	PK-U	35.8	-23.7	0	47.49	-	-	-	-	68.2	-20.71	307	365	V
5	10.113	33.82	PK-U	37.4	-20.9	0	50.32	-	-	-	-	68.2	-17.88	209	100	H

* - indicates frequency in CFR47 Pt 15 Restricted Band

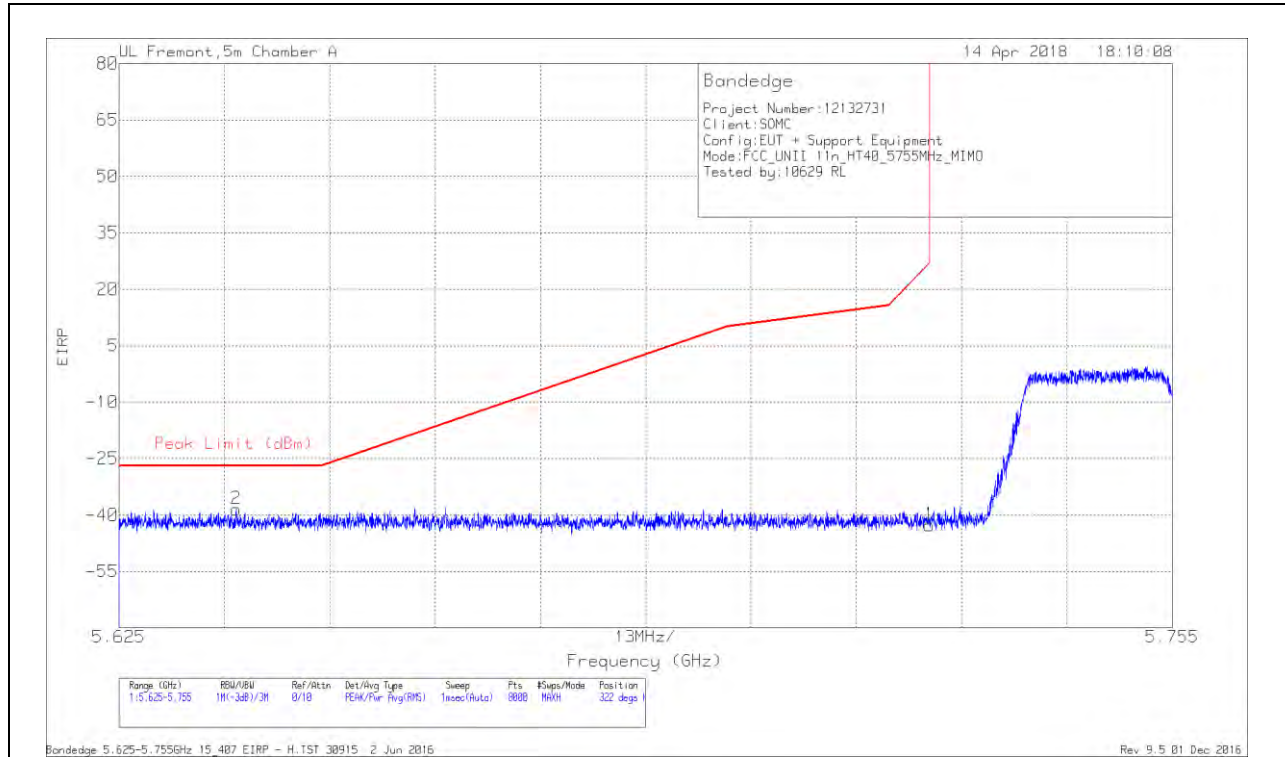
PK-U - U-NII: Maximum Peak

ADR - U-NII AD primary method, RMS average

9.1.15. TX ABOVE 1 GHz 802.11n HT40 MODE IN THE 5.8 GHz BAND

BANDEDGE (LOW CHANNEL)

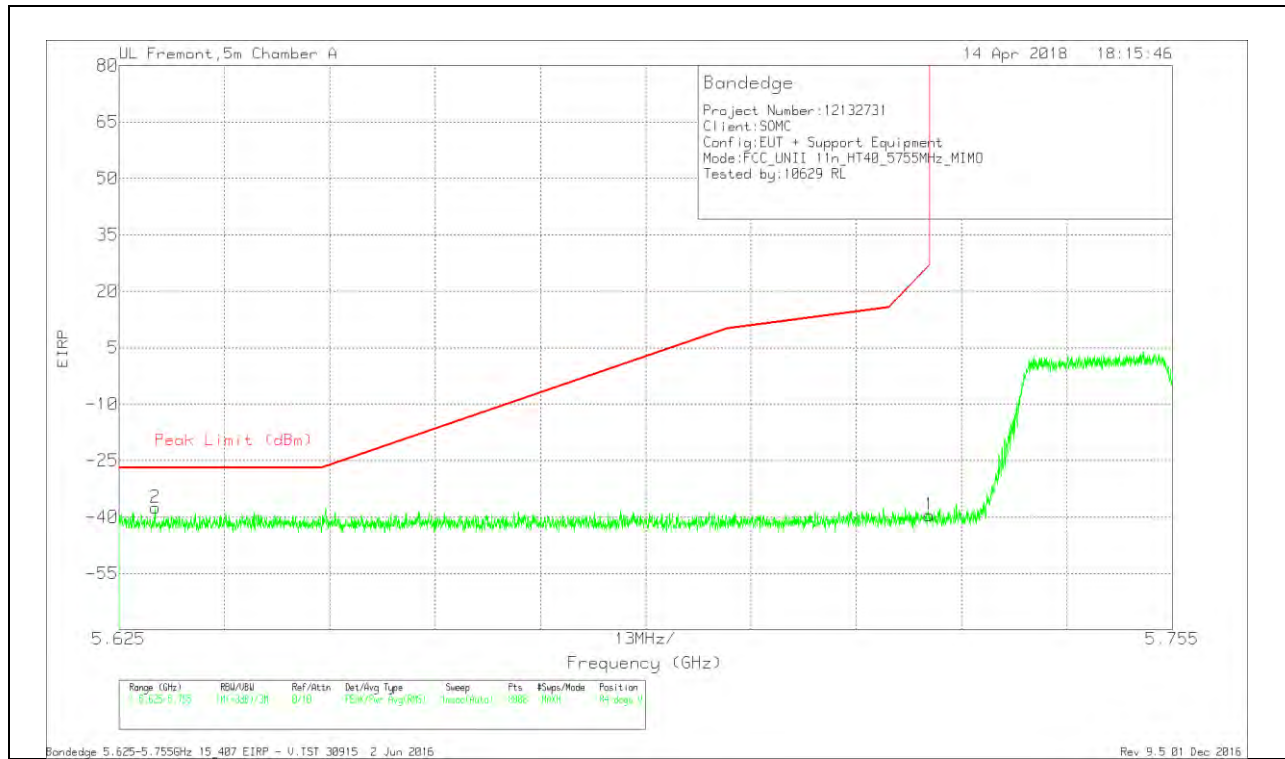
HORIZONTAL RESULT



Marker	Frequency (GHz)	Meter Reading (dBm)	Det	AF T862 (dB/m)	Amp/Cbl/Filtr/Pad (dB)	Conversion Factor (dB)	DC Corr (dB)	Corrected Reading EIRP	Peak Limit (dBm)	PK Margin (dB)	Azimuth (Degs)	Height (cm)	Polarity
2	5.639	-66.88	Pk	35.1	-18.5	11.8	0	-38.48	-27	-11.48	322	218	H
1	5.725	-71.03	Pk	35	-18.5	11.8	0	-42.73	27	-69.73	322	218	H

* - indicates frequency in CFR47 Pt 15 Restricted Band
 Pk - Peak detector

VERTICAL RESULT

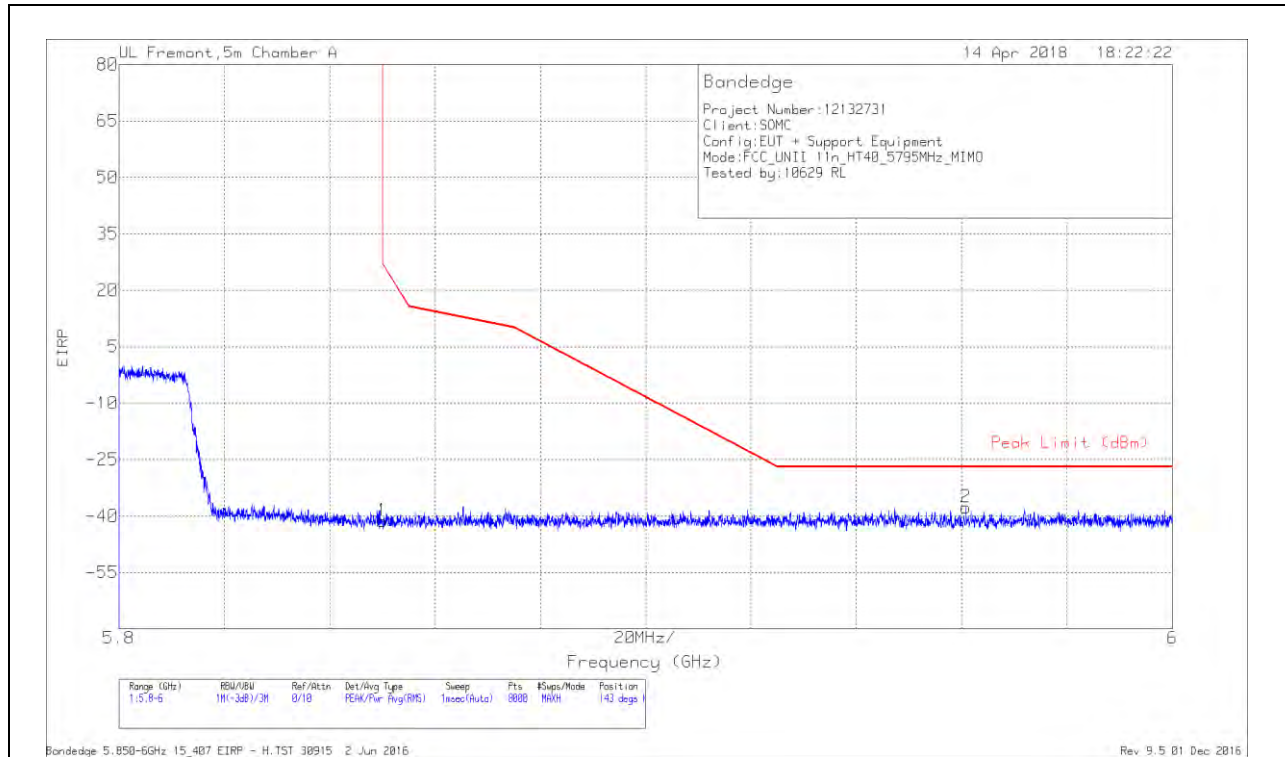


Marker	Frequency (GHz)	Meter Reading (dBm)	Det	AF T862 (dB/m)	Amp/Cbl/Filtr/Pad (dB)	Conversion Factor (dB)	DC Corr (dB)	Corrected Reading EIRP	Peak Limit (dBm)	PK Margin (dB)	Azimuth (Degs)	Height (cm)	Polarity
2	5.629	-65.94	Pk	35.1	-18.5	11.8	0	-37.54	-27	-10.54	84	239	V
1	5.725	-67.85	Pk	35	-18.5	11.8	0	-39.55	27	-66.55	84	239	V

* - indicates frequency in CFR47 Pt 15 Restricted Band
 Pk - Peak detector

BANDEDGE (HIGH CHANNEL)

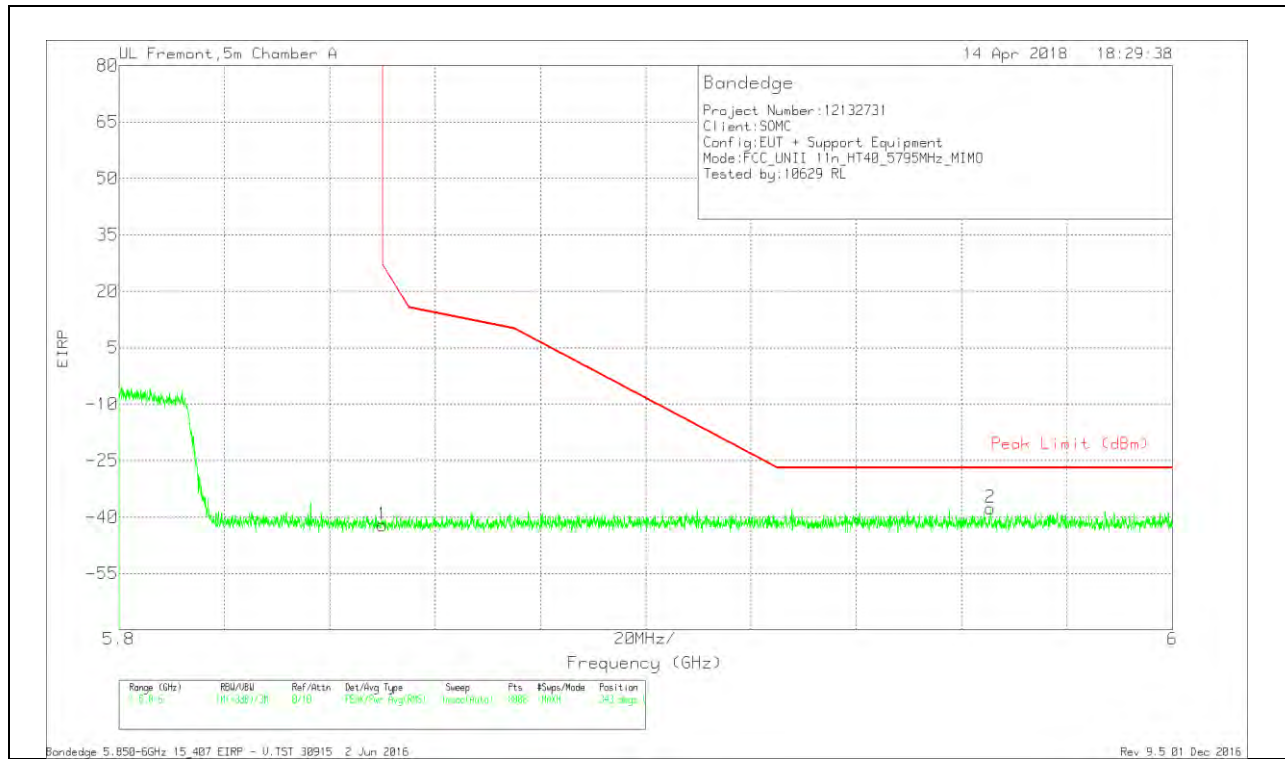
HORIZONTAL RESULT



Marker	Frequency (GHz)	Meter Reading (dBm)	Det	AF T862 (dB/m)	Amp/Cbl/Filtr/Pad (dB)	Conversion Factor (dB)	DC Corr (dB)	Corrected Reading EIRP	Peak Limit (dBm)	PK Margin (dB)	Azimuth (Degs)	Height (cm)	Polarity
1	5.85	-69.92	PK	35.1	-18.3	11.8	0	-41.32	26.99	-68.31	143	221	H
2	5.961	-66.69	PK	35.3	-18.1	11.8	0	-37.69	-27	-10.69	143	221	H

* - indicates frequency in CFR47 Pt 15 Restricted Band
 Pk - Peak detector

VERTICAL RESULT

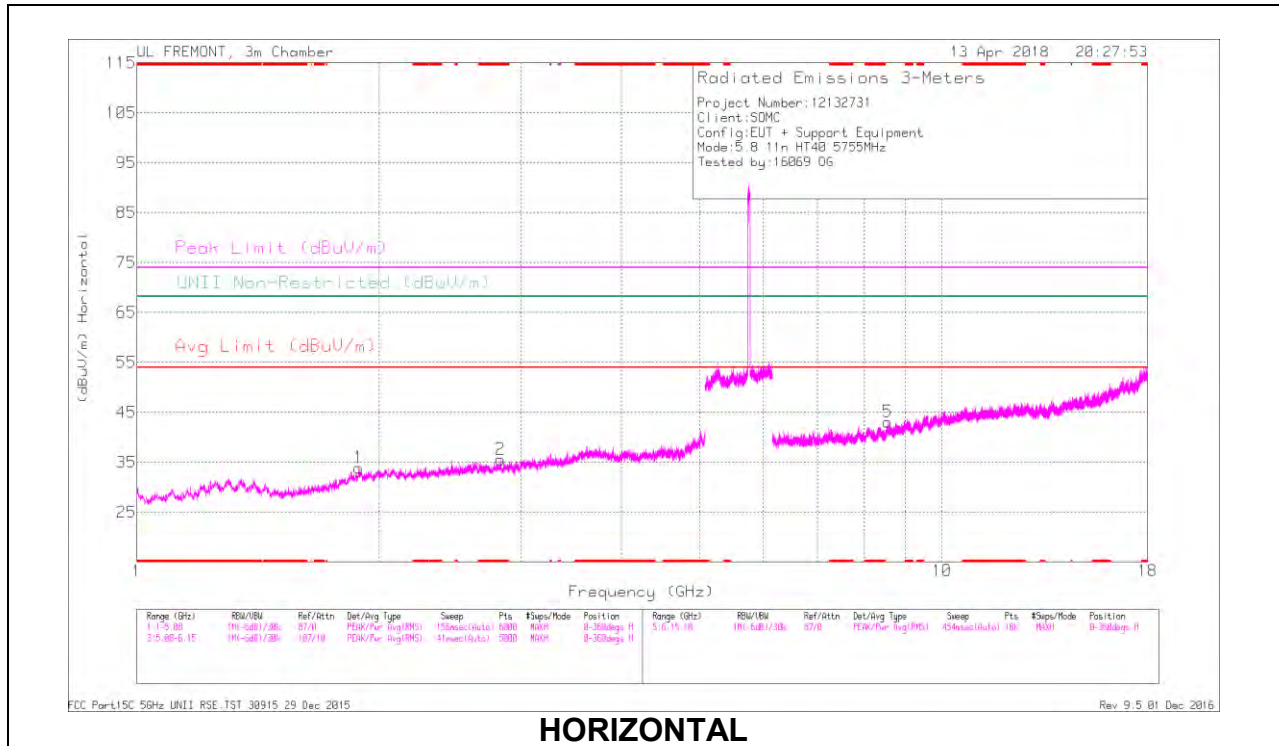


Marker	Frequency (GHz)	Meter Reading (dBm)	Det	AF T862 (dB/m)	Amp/CbI/Filtri Pad (dB)	Conversion Factor (dB)	DC Corr (dB)	Corrected Reading EIRP	Peak Limit (dBm)	PK Margin (dB)	Azimuth (Degs)	Height (cm)	Polarity
1	5.85	-70.71	Pk	35.1	-18.3	11.8	0	-42.11	26.99	-69.1	343	303	V
2	5.965	-66.59	Pk	35.3	-18.1	11.8	0	-37.59	-27	-10.59	343	303	V

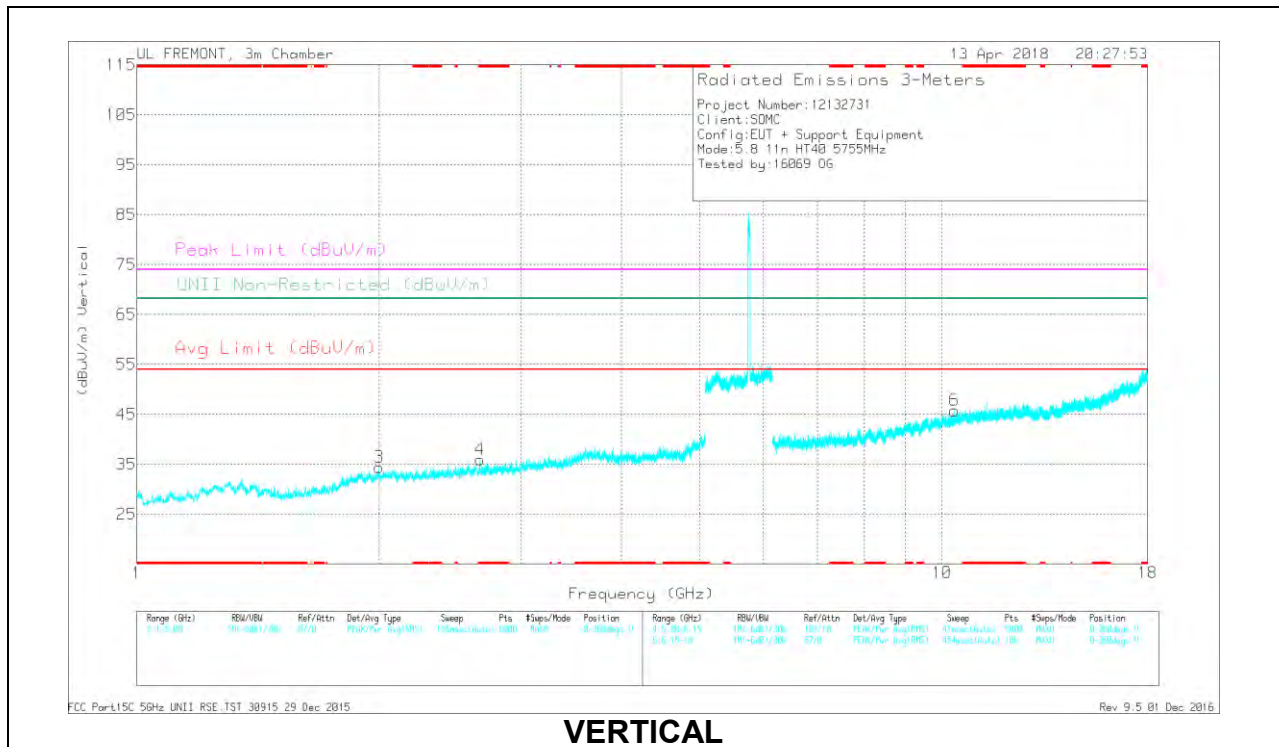
* - indicates frequency in CFR47 Pt 15 Restricted Band
 Pk - Peak detector

HARMONICS AND SPURIOUS EMISSIONS

LOW CHANNEL RESULTS



HORIZONTAL



VERTICAL

RADIATED EMISSIONS

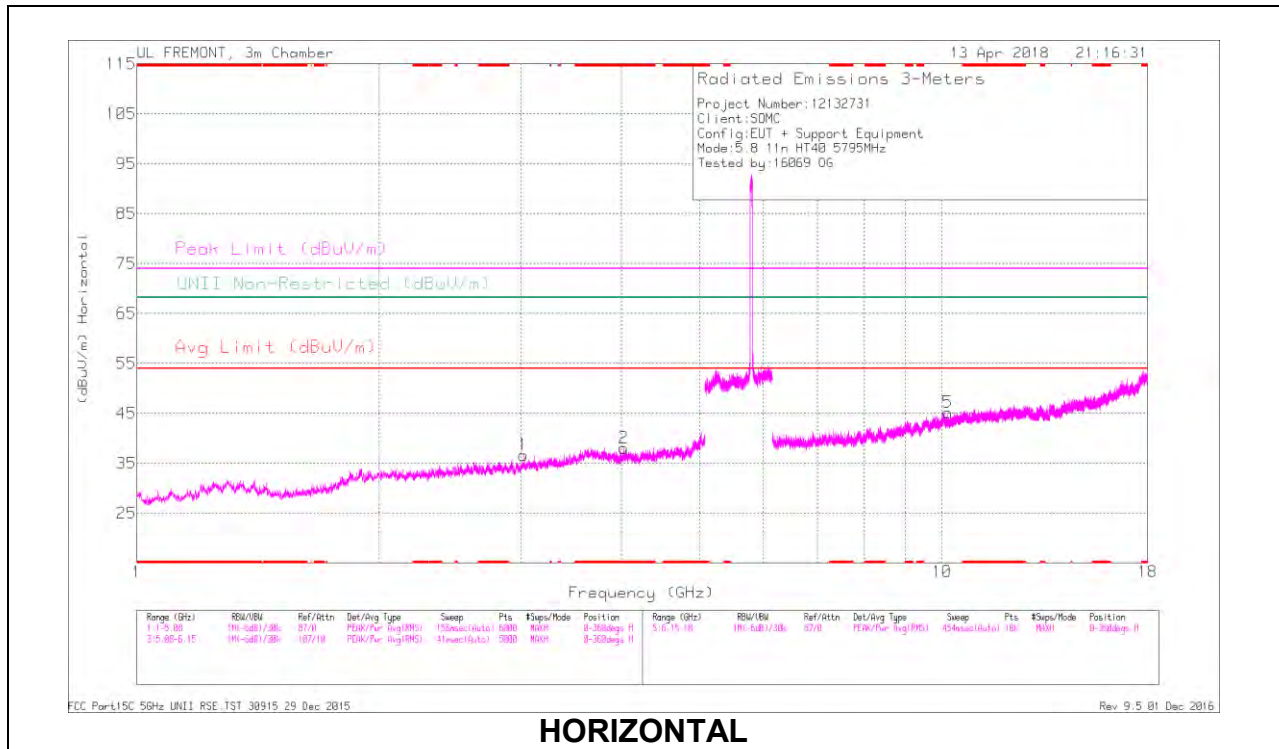
Marker	Frequency (GHz)	Meter Reading (dBuV)	Det	AF 1120 (dBm)	Amp/Cbl/Ftr/Pad (dB)	DC Corr (dB)	Corrected Reading (dBuV/m)	Avg Limit (dBuV/m)	Margin (dB)	Peak Limit (dBuV/m)	PK Margin (dB)	UNI Non-Restricted (dBuV/m)	PK Margin (dB)	Azimuth (Degs)	Height (cm)	Polarity
2	* 2.83	39.28	PK-U	32.7	-29.7	0	42.28	-	-	74	-31.72	-	-	346	340	H
2	* 2.831	26.73	ADR	32.7	-29.7	.32	30.05	54	-23.95	-	-	-	-	346	340	H
4	* 2.668	38.34	PK-U	32.6	-29.3	0	41.64	-	-	74	-32.36	-	-	247	166	V
4	* 2.669	26.49	ADR	32.6	-29.5	.32	29.91	54	-24.09	-	-	-	-	247	166	V
1	1.886	38.82	PK-U	31.3	-29.7	0	40.42	-	-	-	-	68.2	-27.78	60	380	H
3	1.997	39.41	PK-U	31.8	-31	0	40.21	-	-	-	-	68.2	-27.99	175	164	V
5	8.566	34.46	PK-U	35.8	-21.8	0	48.45	-	-	-	-	68.2	-19.75	293	370	H
6	10.356	34.57	PK-U	37.6	-21.4	0	50.77	-	-	-	-	68.2	-17.43	278	100	V

* - indicates frequency in CFR47 Pt 15 Restricted Band

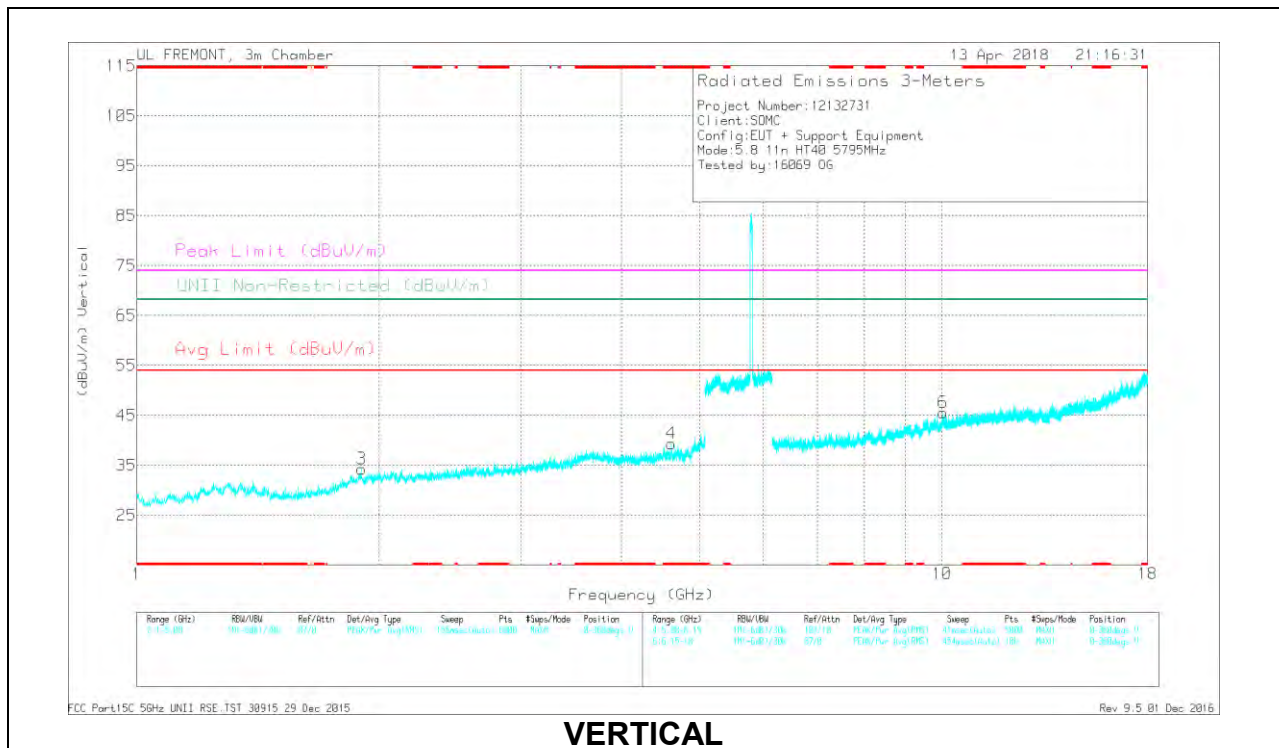
PK-U - U-NII: Maximum Peak

ADR - U-NII AD primary method, RMS average

HIGH CHANNEL RESULTS



HORIZONTAL



VERTICAL

RADIATED EMISSIONS

Marker	Frequency (GHz)	Meter Reading (dBuV)	Det	AF 1120 (dBm)	Amp/Cbl/Ftr/Pad (dB)	DC Corr (dB)	Corrected Reading (dBuV/m)	Avg Limit (dBuV/m)	Margin (dB)	Peak Limit (dBuV/m)	PK Margin (dB)	UNI Non-Restricted (dBuV/m)	PK Margin (dB)	Azimuth (Degs)	Height (cm)	Polarity
2	* 4.023	39.89	PK-U	33.5	-28.7	0	44.69	-	-	74	-29.31	-	-	109	118	H
2	* 4.025	27.75	ADR	33.5	-28.6	.32	32.97	54	-21.03	-	-	-	-	109	118	H
4	* 4.611	37.57	PK-U	34.1	-25.9	0	45.77	-	-	74	-28.23	-	-	131	157	V
4	* 4.609	25.89	ADR	34.1	-26.2	.32	34.11	54	-19.89	-	-	-	-	131	157	V
3	1.901	39.12	PK-U	31.4	-30.2	0	40.32	-	-	-	-	68.2	-27.88	25	310	V
1	3.019	38.63	PK-U	33.1	-29.6	0	41.93	-	-	-	-	68.2	-26.27	231	366	H
6	10.027	33.97	PK-U	37.3	-20.5	0	59.77	-	-	-	-	68.2	-17.43	235	206	V
5	10.174	33.85	PK-U	37.4	-21.2	0	50.05	-	-	-	-	68.2	-18.15	107	139	H

* - indicates frequency in CFR47 Pt 15 Restricted Band

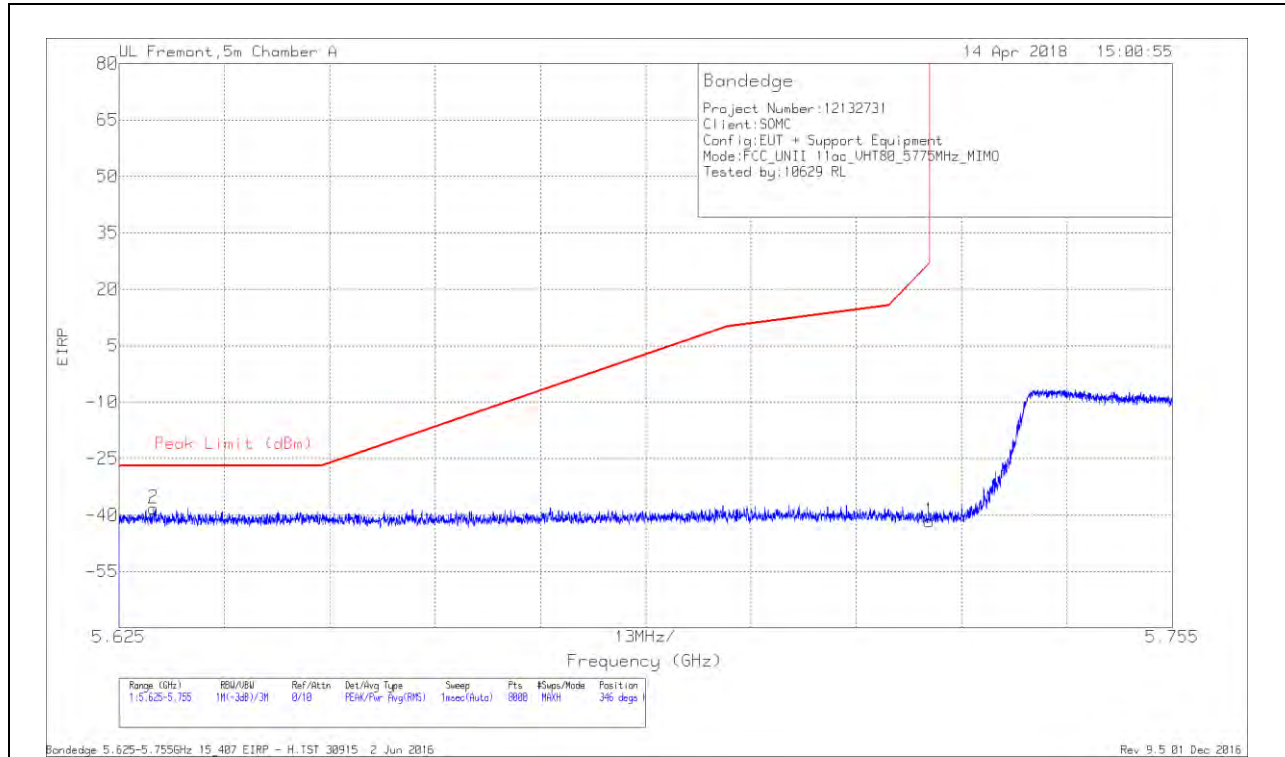
PK-U - U-NII: Maximum Peak

ADR - U-NII AD primary method, RMS average

9.1.16. TX ABOVE 1 GHz 802.11ac VHT80 MODE IN THE 5.8 GHz BAND

BANDEDGE (CHANNEL 155 LOW EDGE)

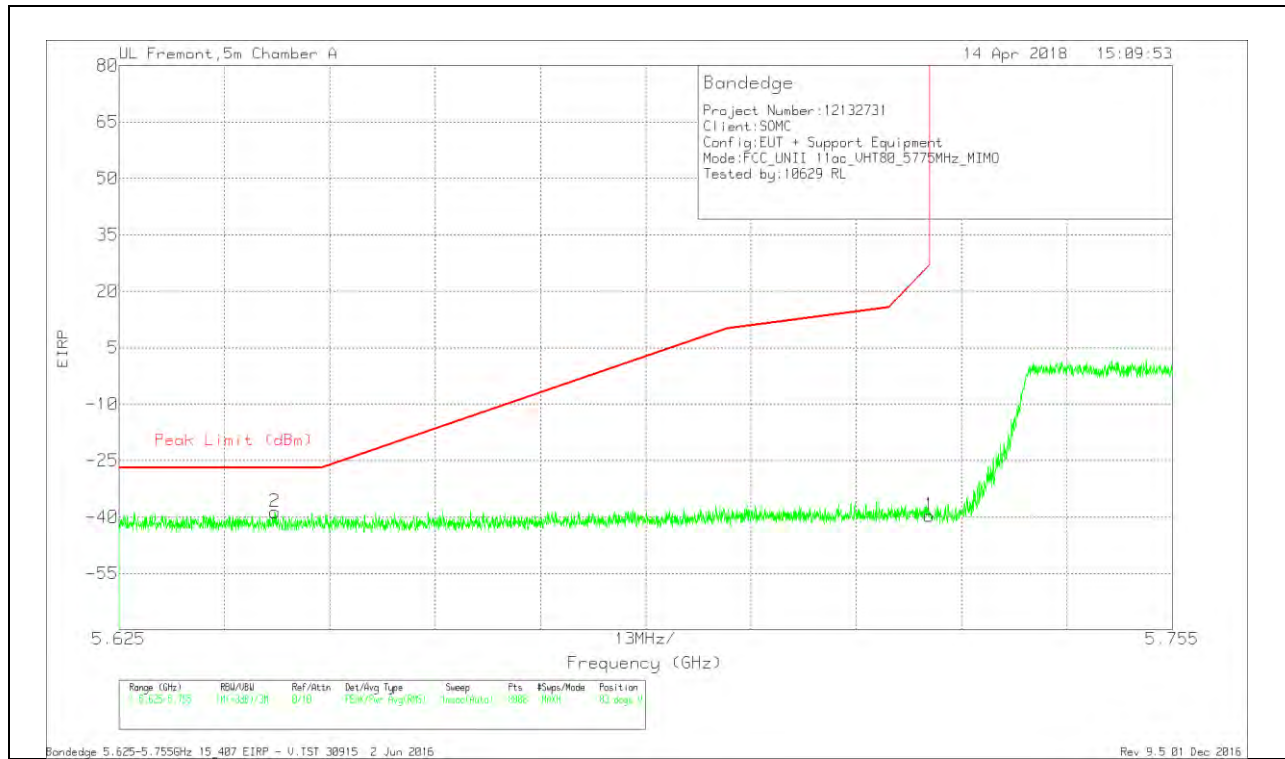
HORIZONTAL RESULT



Marker	Frequency (GHz)	Meter Reading (dBm)	Det	AF T862 (dB/m)	Amp/Cbl/Filtr/Pad (dB)	Conversion Factor (dB)	DC Corr (dB)	Corrected Reading EIRP	Peak Limit (dBm)	PK Margin (dB)	Azimuth (Degs)	Height (cm)	Polarity
2	5.629	-66.56	Pk	35.1	-18.5	11.8	0	-38.16	-27	-11.16	346	401	H
1	5.725	-69.93	Pk	35	-18.5	11.8	0	-41.63	27	-68.63	346	401	H

* - indicates frequency in CFR47 Pt 15 Restricted Band
 Pk - Peak detector

VERTICAL RESULT

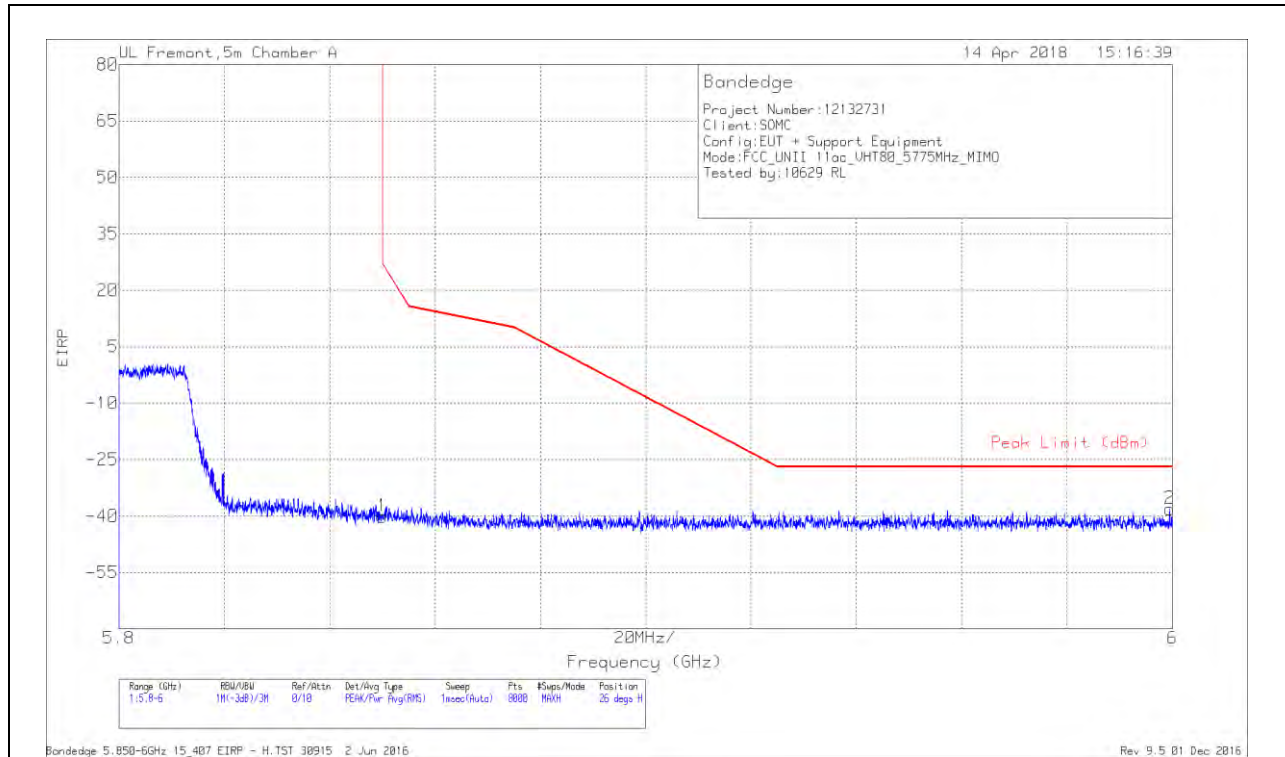


Marker	Frequency (GHz)	Meter Reading (dBm)	Det	AF T862 (dB/m)	Amp/Cbll/Filtr/Pad (dB)	Conversion Factor (dB)	DC Corr (dB)	Corrected Reading EIRP	Peak Limit (dBm)	PK Margin (dB)	Azimuth (Degs)	Height (cm)	Polarity
2	5.644	-67.05	Pk	35.1	-18.5	11.8	0	-38.65	-27	-11.65	83	244	V
1	5.725	-67.9	Pk	35	-18.5	11.8	0	-39.6	27	-66.6	83	244	V

* - indicates frequency in CFR47 Pt 15 Restricted Band
 Pk - Peak detector

BANDEGE (CHANNEL 155 HIGH EDGE)

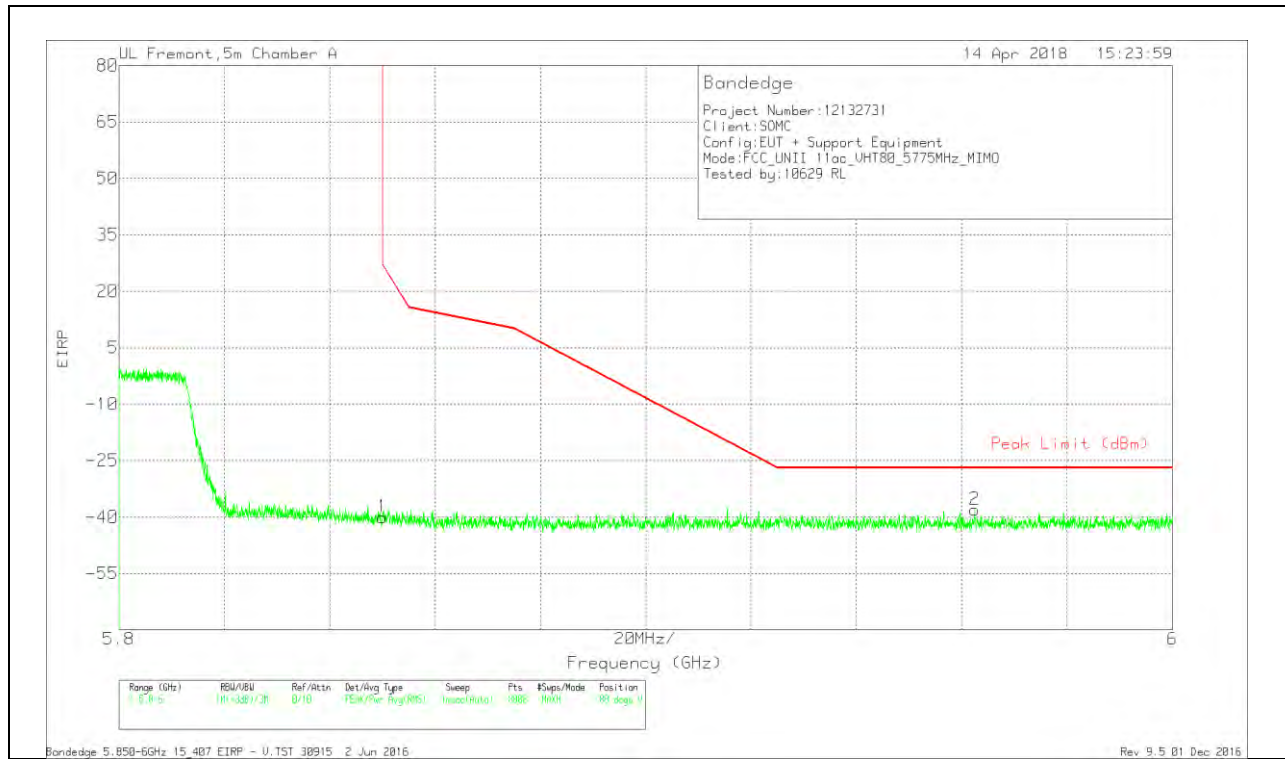
HORIZONTAL RESULT



Marker	Frequenc y (GHz)	Meter Reading (dBm)	Det	AF T862 (dB/m)	Amp/Cbl/Filtr/ Pad (dB)	Conversion Factor (dB)	DC Corr (dB)	Correcte d Reading EIRP	Peak Limit (dBm)	PK Margin (dB)	Azimuth (Degs)	Height (cm)	Polarity
1	5.85	-68.72	PK	35.1	-18.3	11.8	0	-40.12	26.99	-67.11	26	400	H
2	5.999	-67.32	PK	35.3	-17.9	11.8	0	-38.12	-27	-11.12	26	400	H

* - indicates frequency in CFR47 Pt 15 Restricted Band
 Pk - Peak detector

VERTICAL RESULT

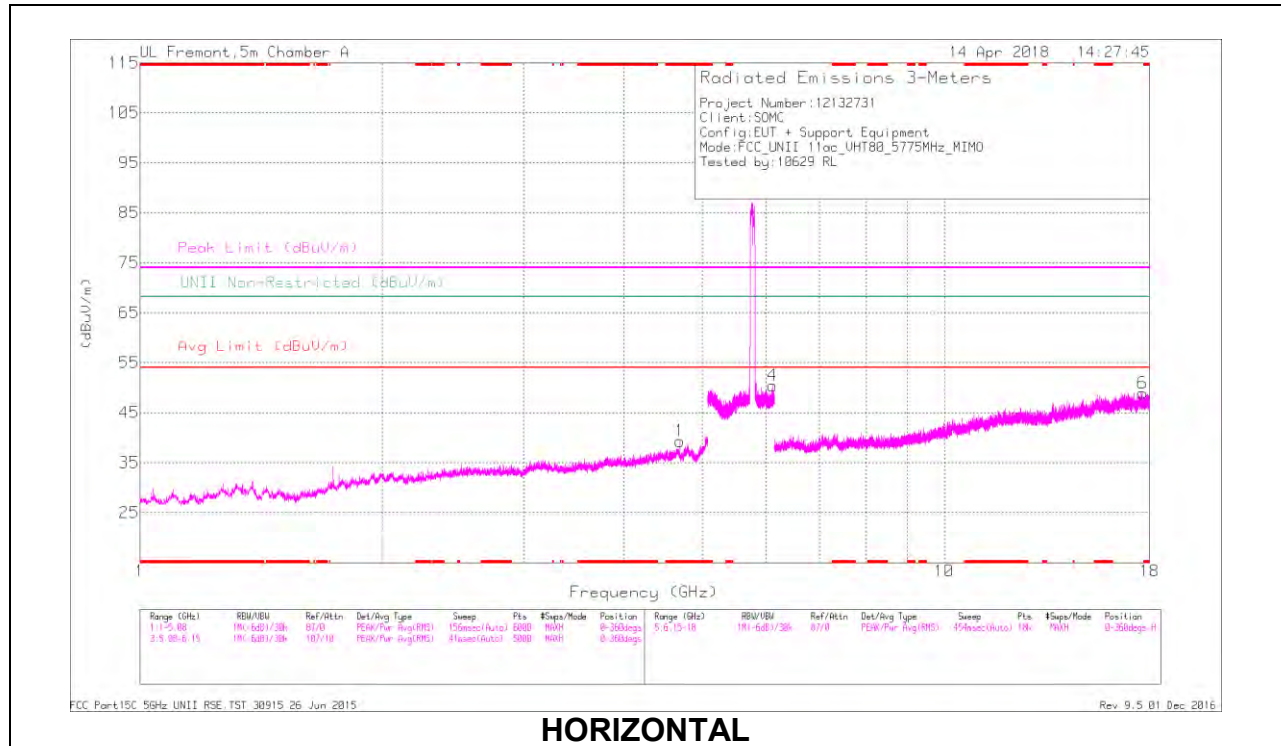


Marker	Frequency (GHz)	Meter Reading (dBm)	Det	AF T862 (dB/m)	Amp/Cbl/Filtr/Pad (dB)	Conversion Factor (dB)	DC Corr (dB)	Corrected Reading EIRP	Peak Limit (dBm)	PK Margin (dB)	Azimuth (Degs)	Height (cm)	Polarity
1	5.85	-68.69	Pk	35.1	-18.3	11.8	0	-40.09	26.99	-67.08	88	274	V
2	5.962	-67.1	Pk	35.3	-18.1	11.8	0	-38.1	-27	-11.1	88	274	V

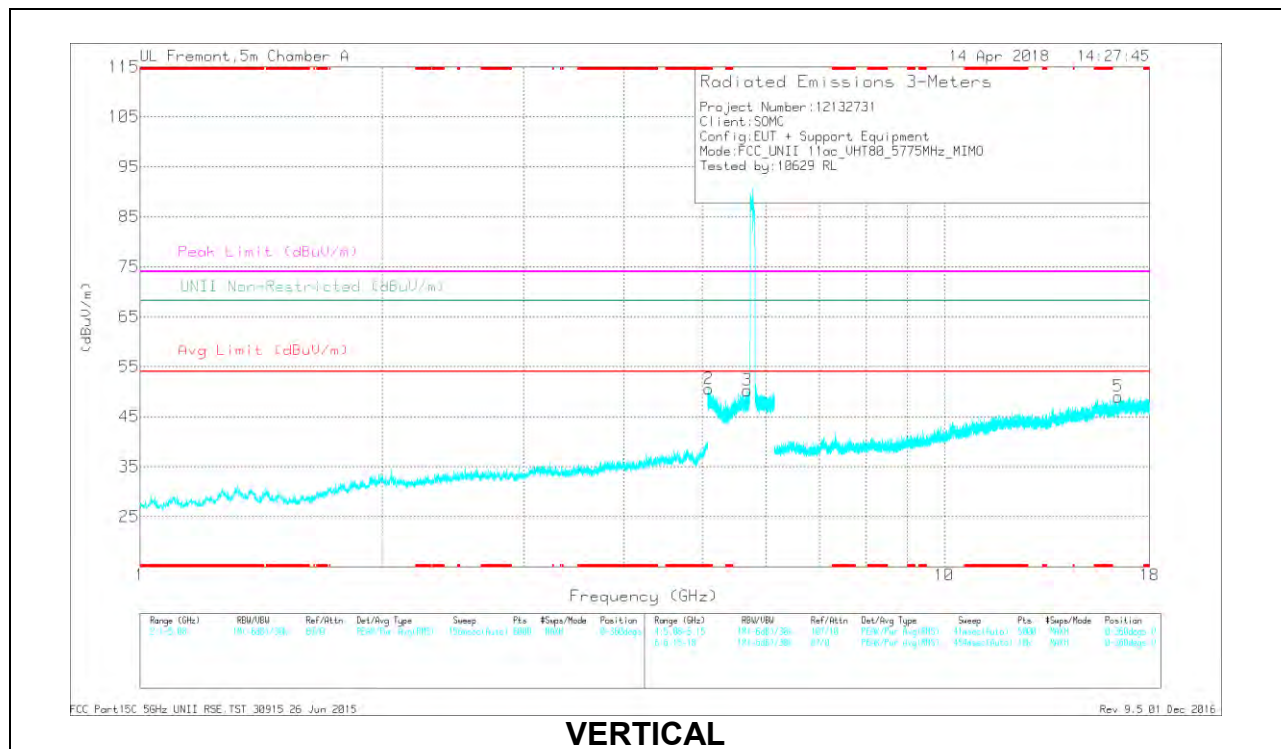
* - indicates frequency in CFR47 Pt 15 Restricted Band
 Pk - Peak detector

HARMONICS AND SPURIOUS EMISSIONS

MID CHANNEL RESULTS



HORIZONTAL



VERTICAL

RADIATED EMISSIONS

Marker	Frequency (GHz)	Meter Reading (dBuV)	Det	AF 1862 (dBm)	Amp/Cbl/Ftr/Pad (dB)	DC Corr (dB)	Corrected Reading (dBuV/m)	Avg Limit (dBuV/m)	Margin (dB)	Peak Limit (dBuV/m)	PK Margin (dB)	UNI Non-Restricted (dBuV/m)	PK Margin (dB)	Azimuth (Degs)	Height (cm)	Polarity
1	* 4.695	36.82	PK-U	33.9	-27	0	43.72	-	-	74	-30.28	-	-	52	171	H
	* 4.694	25.41	ADR	33.9	-27	.62	32.93	54	-21.07	-	-	-	-	52	171	H
	* 5.096	40.52	PK-U	34.4	-18	0	56.92	-	-	74	-17.08	-	-	211	276	V
2	* 5.095	23.75	ADR	34.4	-18	.62	40.77	54	-13.23	-	-	-	-	211	276	V
	5.689	33.77	PK	35	-18.5	0	50.27	-	-	-	-	68.2	-17.93	0-360	200	V
4	6.118	32.41	PK	35.5	-17.5	0	50.61	-	-	-	-	68.2	-17.79	0-360	199	H
5	16.448	27.41	PK	41	-19.4	0	49.01	-	-	-	-	68.2	-19.19	0-360	200	V
6	17.641	26.73	PK	41.3	-19.1	0	48.93	-	-	-	-	68.2	-19.27	0-360	199	H

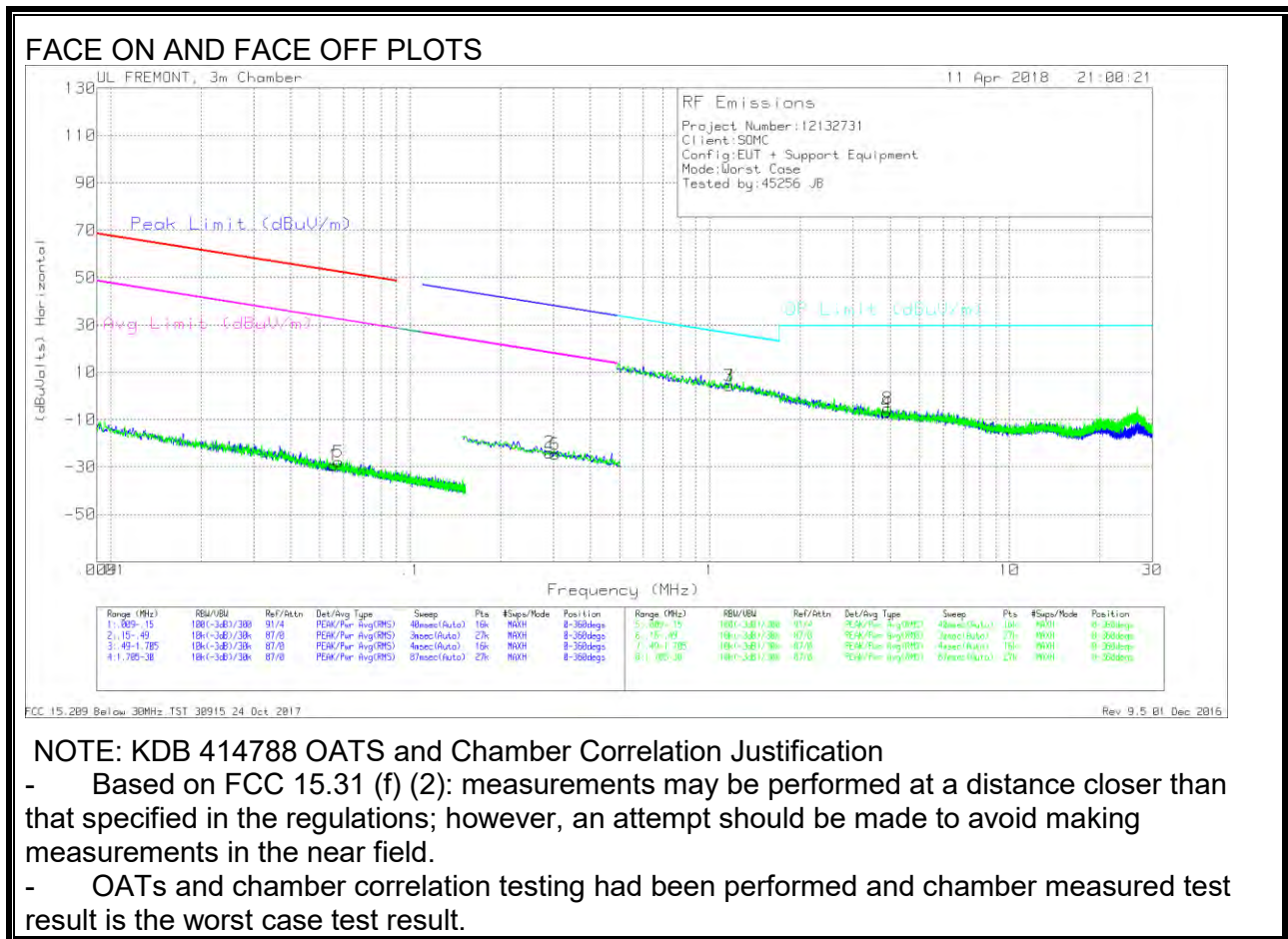
* - indicates frequency in CFR47 Pt 15 Restricted Band

PK-U - U-NII: Maximum Peak

ADR - U-NII AD primary method, RMS average

9.2. WORST-CASE BELOW 30 MHz

SPURIOUS EMISSIONS BELOW 30 MHz (WORST-CASE CONFIGURATION)



Trace Markers

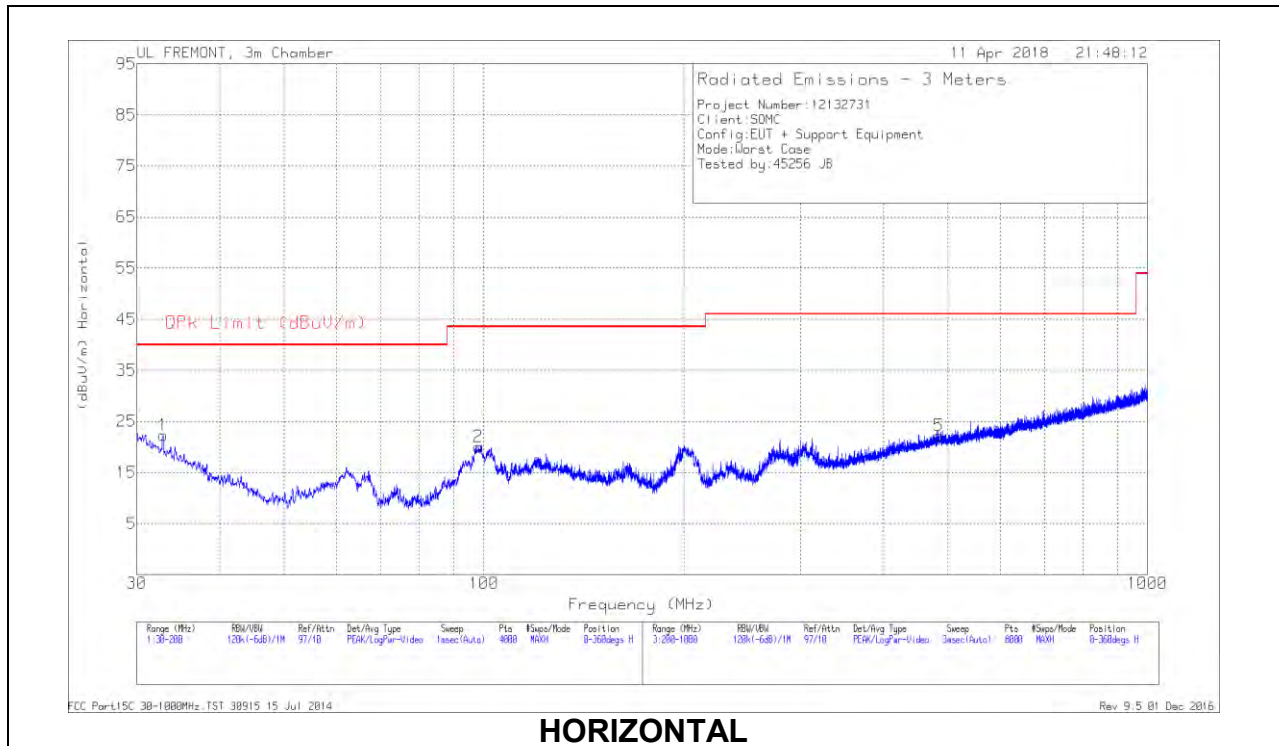
Marker	Frequency (MHz)	Meter Reading (dBuV)	Det	Loop Antenna (dB/m)	Cbl (dB)	Dist Corr 30m	Corrected Reading (dBuV)	Peak Limit (dBuV/m)	Margin (dB)	Avg Limit (dBuV/m)	Margin (dB)	Peak Limit (dBuV/m)	Margin (dB)	Avg Limit (dBuV/m)	Margin (dB)	Azimuth (Deg)
1	.05551	34.71	Pk	14.4	1.4	-80	-29.49	52.7	-82.19	32.7	-62.19	-	-	-	-	0-360
5	.05769	36.3	Pk	14.5	1.4	-80	-27.8	52.36	-80.16	32.36	-60.16	-	-	-	-	0-360
2	.29169	40.77	Pk	13.8	1.5	-80	-23.93	-	-	-	-	38.31	-62.24	18.31	-42.24	0-360
6	.30464	39.98	Pk	13.8	1.5	-80	-24.72	-	-	-	-	37.94	-62.66	17.94	-42.66	0-360

Pk - Peak detector

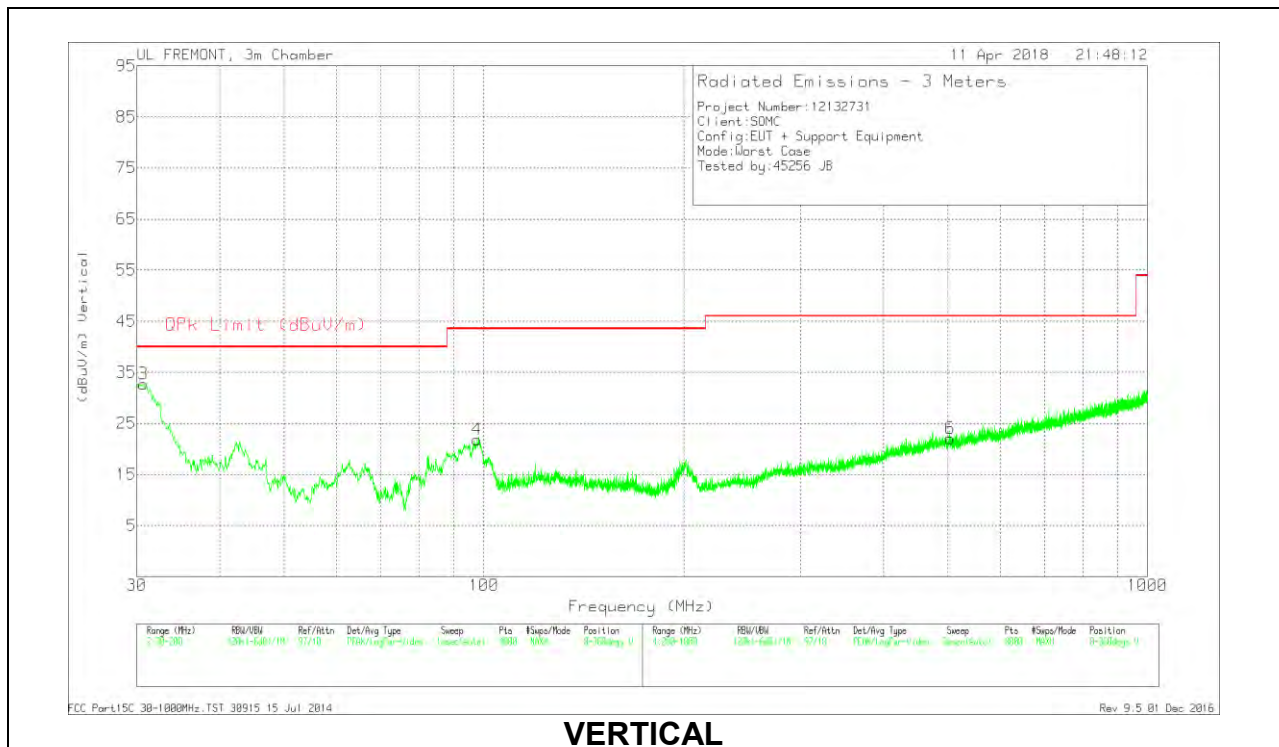
Marker	Frequency (MHz)	Meter Reading (dBuV)	Det	Loop Antenna (dB/m)	Cbl (dB)	Dist Corr 30m	Corrected Reading (dBuV)	OP Limit (dBuV/m)	Margin (dB)	Azimuth (Deg)
7	1.15945	28.67	Pk	14.3	1.5	-40	4.47	26.34	-21.87	0-360
3	1.16009	28.68	Pk	14.3	1.5	-40	4.48	26.34	-21.86	0-360
4	3.88956	16.85	Pk	14.5	1.5	-40	-7.15	29.5	-36.65	0-360
8	3.92571	18.7	Pk	14.5	1.5	-40	-5.3	29.5	-34.8	0-360

Pk - Peak detector

9.3. Worst Case Below 1 GHz



HORIZONTAL



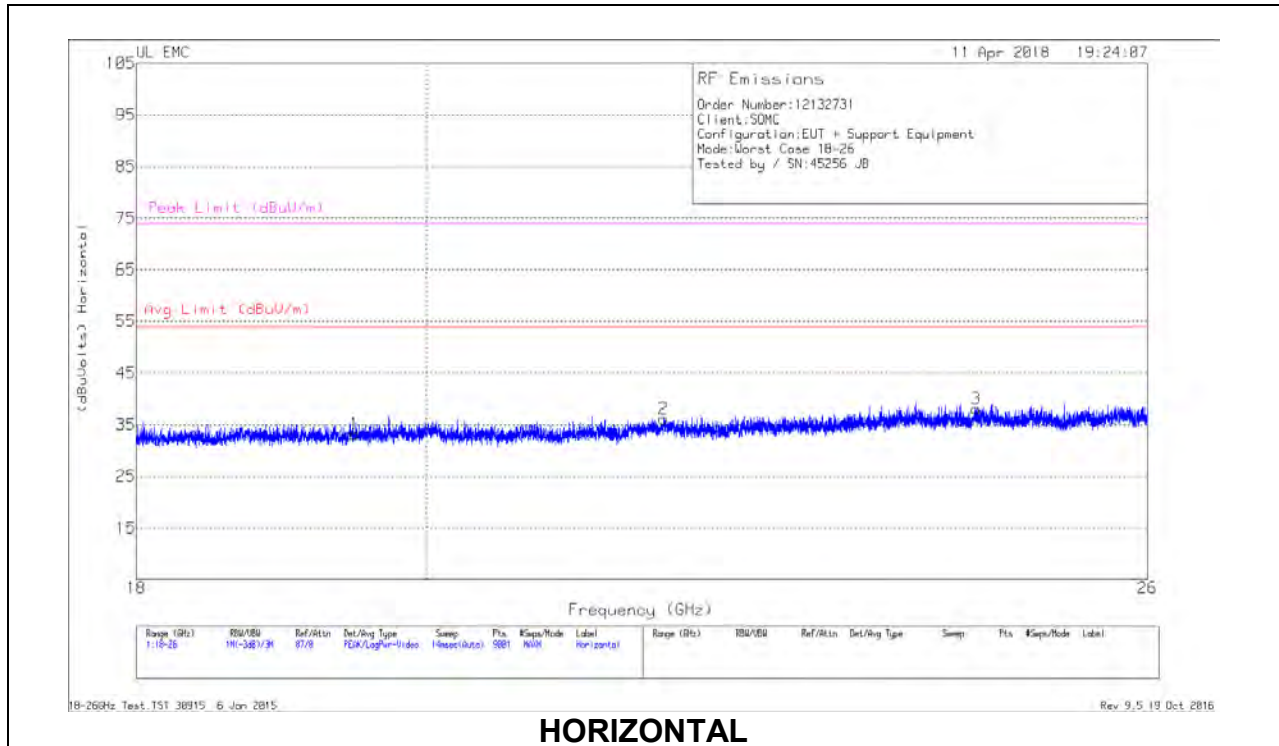
VERTICAL

Below 1GHz DATA

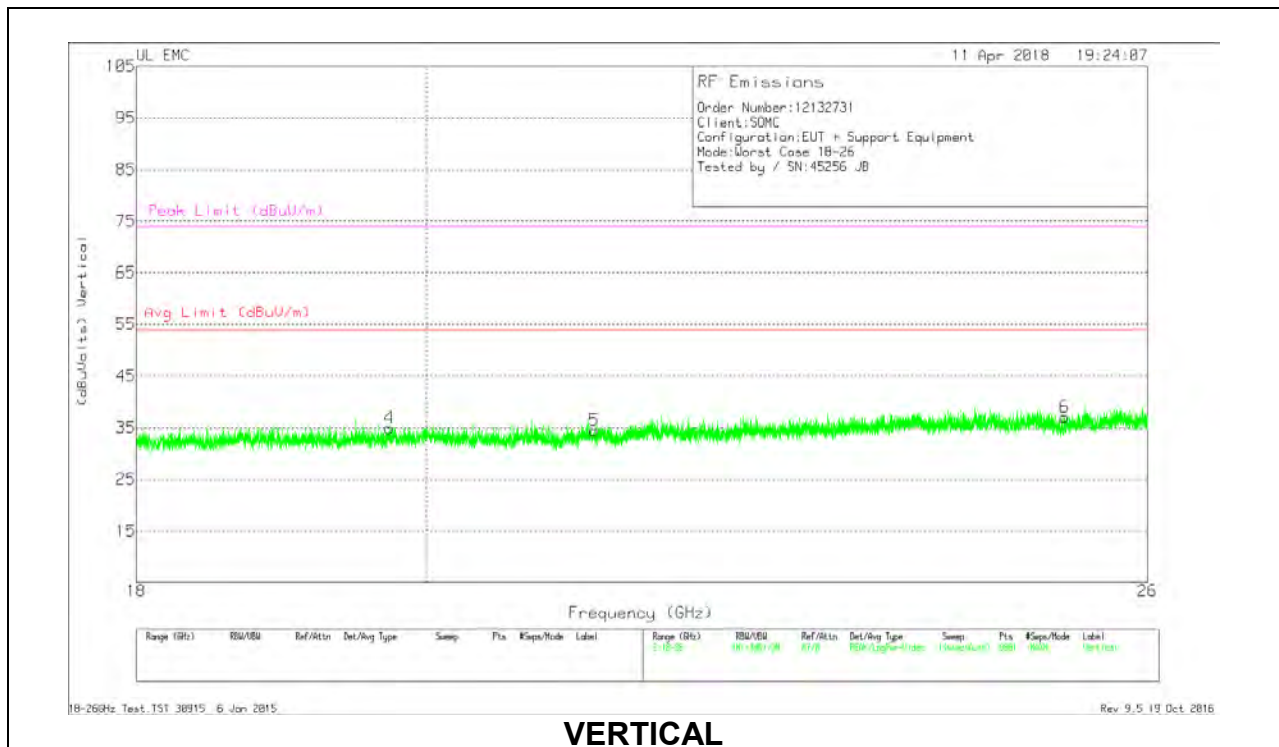
Marker	Frequency (MHz)	Meter Reading (dBuV)	Det	AF T243 (dB/m)	Amp/Cbl (dB/m)	Corrected Reading (dBuV/m)	QPk Limit (dBuV/m)	Margin (dB)	Azimuth (Degs)	Height (cm)	Polarity
3	30.6802	38.81	Pk	25	-31.1	32.71	40	-7.29	0-360	100	V
1	32.8907	30.24	Pk	23.2	-31.1	22.34	40	-17.66	0-360	100	H
4	97.72	38.55	Pk	13.6	-30.3	21.85	43.52	-21.67	0-360	100	V
2	98.1026	36.61	Pk	13.7	-30.3	20.01	43.52	-23.51	0-360	200	H
5	485.1371	28.16	Pk	21.8	-27.8	22.16	46.02	-23.86	0-360	300	H
6	504.4396	27.9	Pk	21.8	-27.7	22	46.02	-24.02	0-360	200	V

Pk - Peak detector

9.4. Worst Case 18-26 GHz



HORIZONTAL



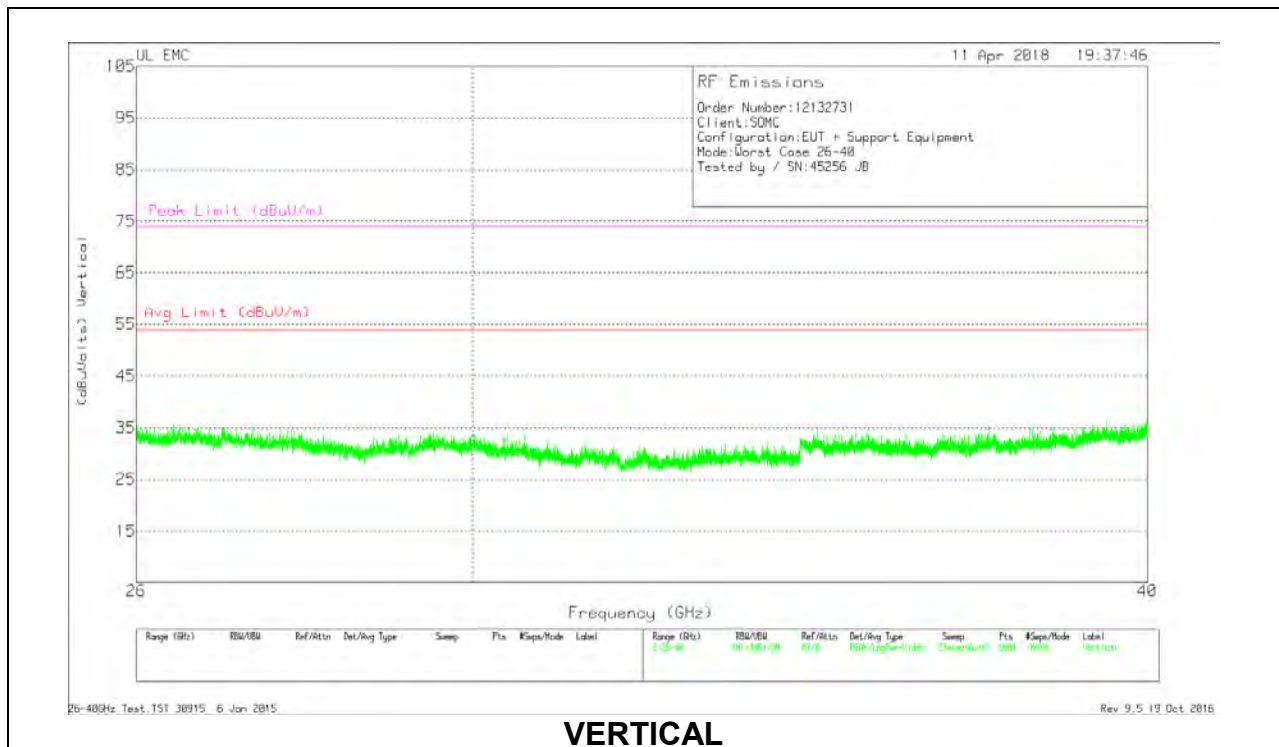
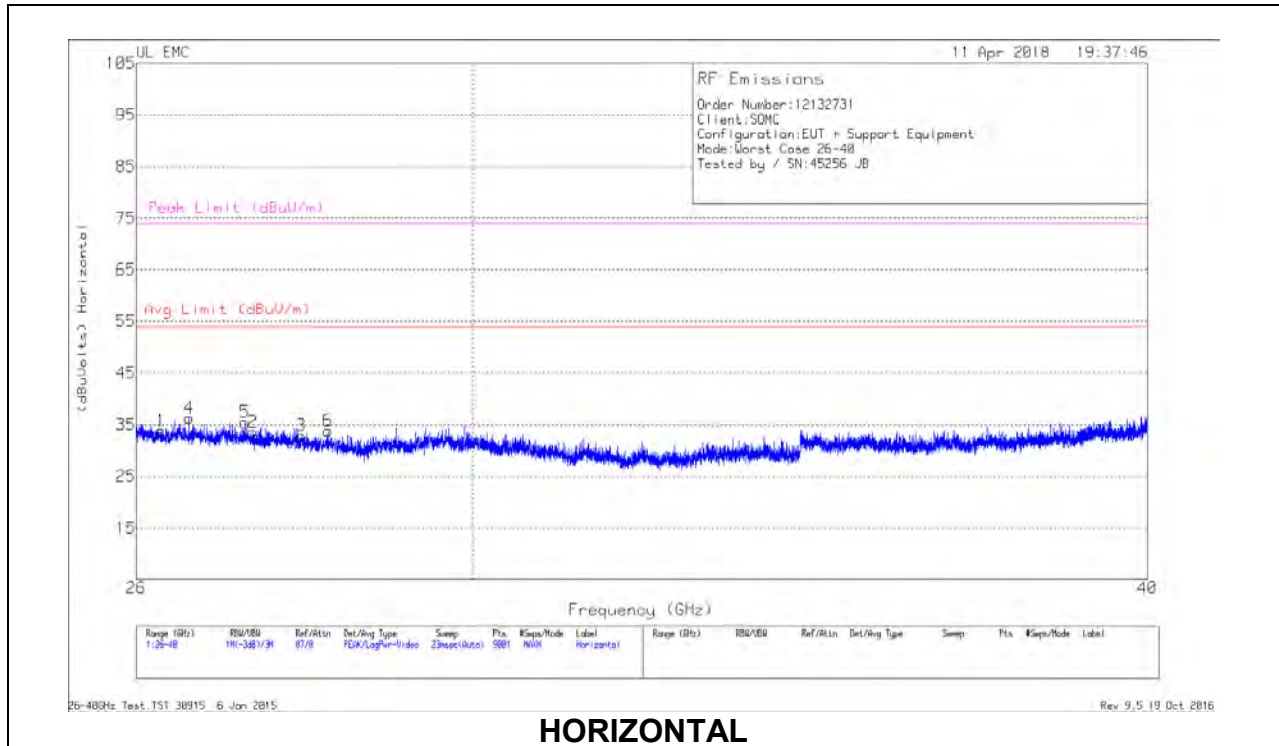
VERTICAL

18 – 26GHz DATA

Marker	Frequency (GHz)	Meter Reading (dBuV)	Det	T89 AF (dB/m)	Amp/Cbl (dB)	Dist Corr (dB)	Corrected Reading (dBuVolts)	Avg Limit (dBuV/m)	Margin (dB)	Peak Limit (dBuV/m)	PK Margin (dB)
1	19.486	35.34	Pk	32.5	-25.1	-9.5	33.24	54	-20.76	74	-40.76
2	21.804	36.75	Pk	33.3	-24.4	-9.5	36.15	54	-17.85	74	-37.85
3	24.427	37.75	Pk	33.9	-24.1	-9.5	38.05	54	-15.95	74	-35.95
4	19.735	36.81	Pk	32.5	-24.9	-9.5	34.91	54	-19.09	74	-39.09
5	21.261	36.16	Pk	33.2	-25.4	-9.5	34.46	54	-19.54	74	-39.54
6	25.228	37.82	Pk	33.6	-24.9	-9.5	37.02	54	-16.98	74	-36.98

Pk - Peak detector

9.5. Worst Case 26-40 GHz



26 – 40GHz DATA

Marker	Frequenc y (GHz)	Meter Reading (dBuV)	Det	T90 AF (dB/m)	Amp/Cbl (dB)	Dist Corr (dB)	Corrected Reading (dBuVolts)	Avg Limit (dBuV/m)	Margin (dB)	Peak Limit (dBuV/m)	PK Margin (dB)
1	26.277	38.77	Pk	35.6	-31	-9.5	33.87	54	-20.13	74	-40.13
2	27.321	38.67	Pk	35.6	-31.2	-9.5	33.57	54	-20.43	74	-40.43
3	27.895	38.1	Pk	35.8	-31.5	-9.5	32.9	54	-21.1	74	-41.1
4	26.59	40.79	Pk	35.4	-30.4	-9.5	36.29	54	-17.71	74	-37.71
5	27.229	40.12	Pk	35.6	-30.8	-9.5	35.42	54	-18.58	74	-38.58
6	28.214	39.22	Pk	35.9	-31.8	-9.5	33.82	54	-20.18	74	-40.18

Pk - Peak detector

10. AC POWER LINE CONDUCTED EMISSIONS

LIMITS

FCC §15.207 (a)

Frequency of Emission (MHz)	Conducted Limit (dBuV)	
	Quasi-peak	Average
0.15-0.5	66 to 56*	56 to 46*
0.5-5	56	46
5-30	60	50

*Decreases with the logarithm of the frequency.

TEST PROCEDURE

The EUT is placed on a non-conducting table 40 cm from the vertical ground plane and 80 cm above the horizontal ground plane. The EUT is configured in accordance with ANSI C63.10.

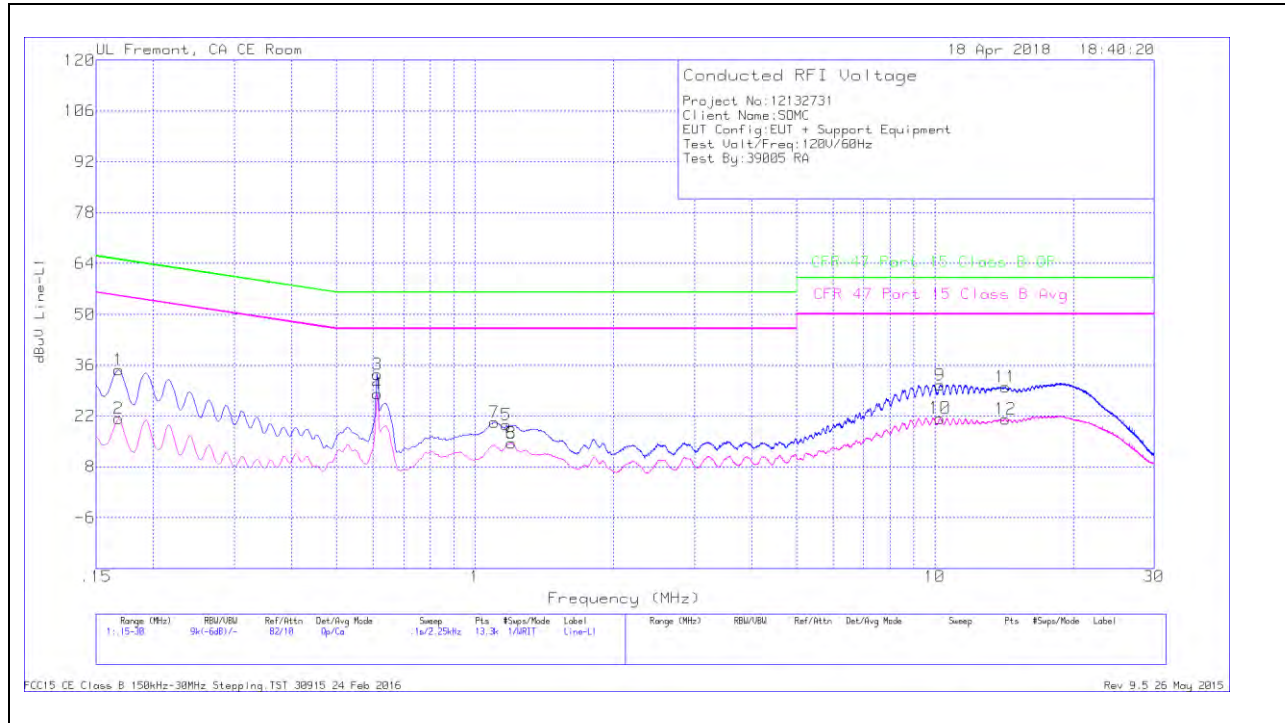
The receiver is set to a resolution bandwidth of 9 kHz. Peak detection is used unless otherwise noted as quasi-peak or average.

Line conducted data is recorded for both NEUTRAL and HOT lines.

RESULTS

10.1.1. AC Power Line Norm

LINE 1 RESULTS

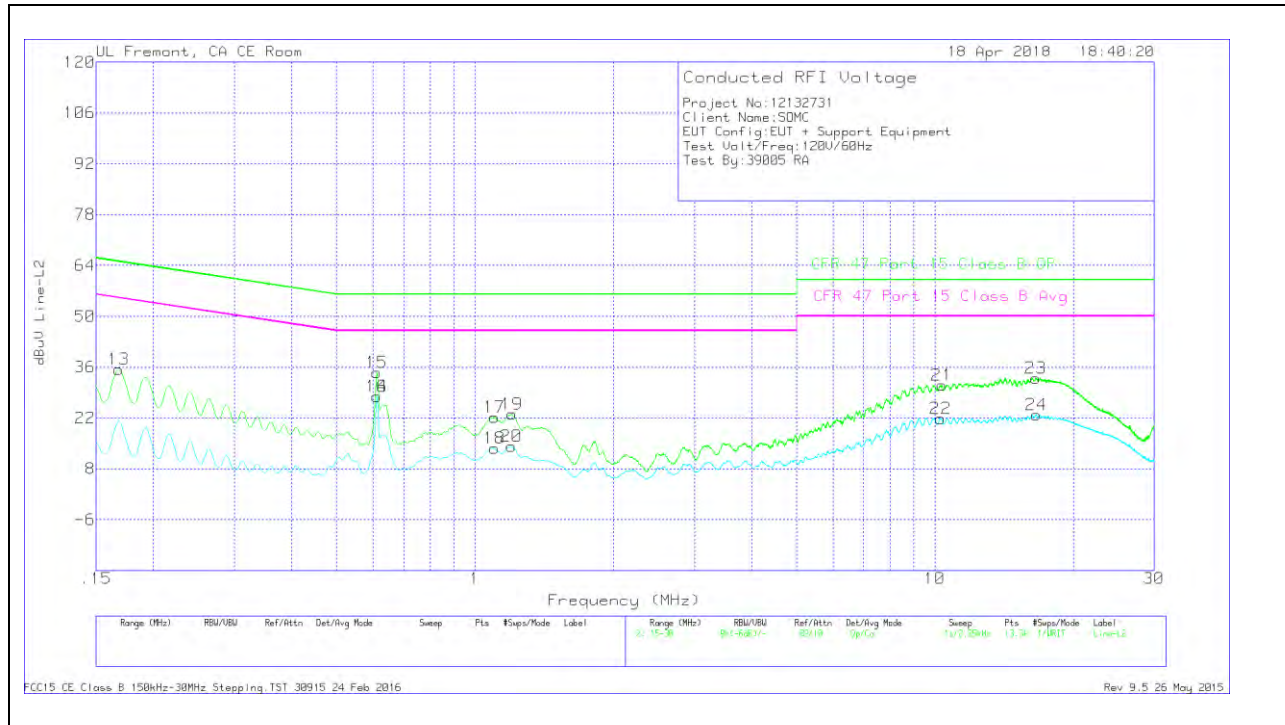


Range 1: Line-L1 .15 - 30MHz											
Marker	Frequency (MHz)	Meter Reading (dBuV)	Det	LISN L1	LC Cables C1&C3	Limiter (dB)	Corrected Reading dBuV	CFR 47 Part 15 Class B QP	QP Margin (dB)	CFR 47 Part 15 Class B Avg	Av(CISPR)M argin (dB)
1	.168	24.44	Qp	.1	0	10.1	34.64	65.06	-30.42	-	-
2	.168	11.16	Ca	.1	0	10.1	21.36	-	-	55.06	-33.7
3	.6135	23.39	Qp	0	0	10.1	33.49	56	-22.51	-	-
4	.6135	17.92	Ca	0	0	10.1	28.02	-	-	46	-17.98
5	1.16925	9.35	Qp	0	.1	10.1	19.55	56	-36.45	-	-
6	1.20075	4.35	Ca	0	.1	10.1	14.55	-	-	46	-31.45
7	1.10175	10.09	Qp	0	.1	10.1	20.29	56	-35.71	-	-
8	1.20075	4.35	Ca	0	.1	10.1	14.55	-	-	46	-31.45
9	10.284	20.11	Qp	0	.2	10.2	30.51	60	-29.49	-	-
10	10.28063	11	Ca	0	.2	10.2	21.4	-	-	50	-28.6
11	14.235	19.38	Qp	.1	.3	10.2	29.98	60	-30.02	-	-
12	14.24625	10.55	Ca	.1	.3	10.2	21.15	-	-	50	-28.85

Qp - Quasi-Peak detector

Ca - CISPR average detection

LINE 2 RESULTS



Range 2: Line-L2 .15 - 30MHz											
Marker	Frequency (MHz)	Meter Reading (dBuV)	Det	LISN L2	LC Cables C2&C3	Limiter (dB)	Corrected Reading dBuV	CFR 47 Part 15 Class B QP	QP Margin (dB)	CFR 47 Part 15 Class B Avg	Av(CISPR)M argin (dB)
13	.168	25.22	Qp	0	0	10.1	35.32	65.06	-29.74	-	-
14	.61125	17.87	Ca	0	0	10.1	27.97	-	-	46	-18.03
15	.61125	24.39	Qp	0	0	10.1	34.49	56	-21.51	-	-
16	.61125	17.87	Ca	0	0	10.1	27.97	-	-	46	-18.03
17	1.104	12.01	Qp	0	.1	10.1	22.21	56	-33.79	-	-
18	1.104	3.42	Ca	0	.1	10.1	13.62	-	-	46	-32.38
19	1.203	12.81	Qp	0	.1	10.1	23.01	56	-32.99	-	-
20	1.20075	3.98	Ca	0	.1	10.1	14.18	-	-	46	-31.82
21	10.356	20.64	Qp	0	.2	10.2	31.04	60	-28.96	-	-
22	10.29975	11.44	Ca	0	.2	10.2	21.84	-	-	50	-28.16
23	16.5975	22.33	Qp	0	.3	10.3	32.93	60	-27.07	-	-
24	16.61775	12.24	Ca	0	.3	10.3	22.84	-	-	50	-27.16

Qp - Quasi-Peak detector

Ca - CISPR average detection