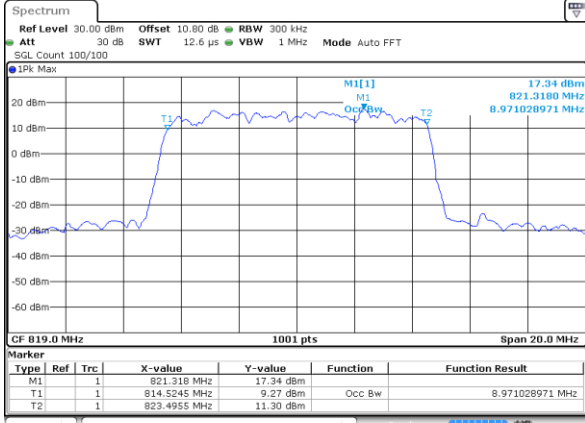




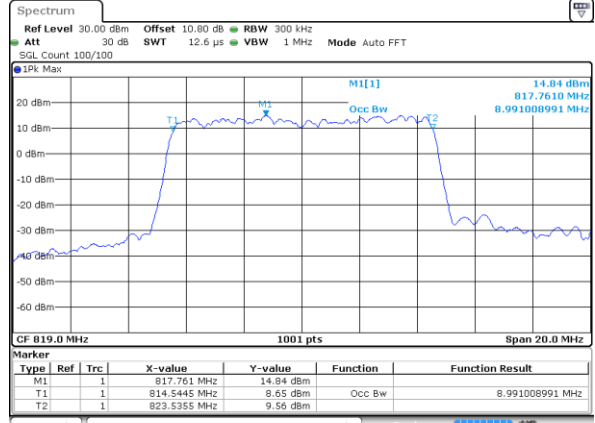
LTE Band 26

Middle Channel / 10MHz / QPSK



Date: 21 FEB 2020 02:00:51

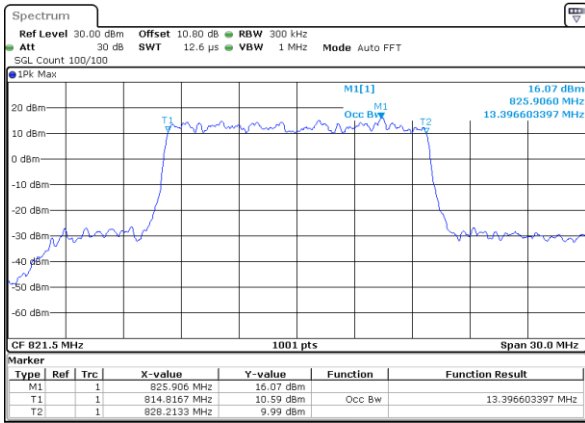
Middle Channel / 10MHz / 16QAM



Date: 21 FEB 2020 02:01:03

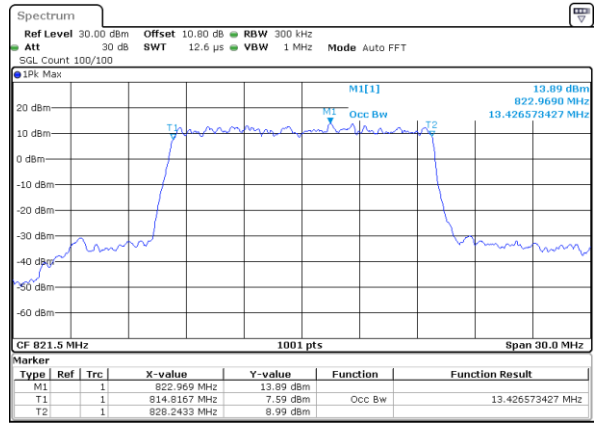
LTE Band 26

Lowest Channel / 15MHz / QPSK



Date: 21 FEB 2020 02:03:05

Lowest Channel / 15MHz / 16QAM

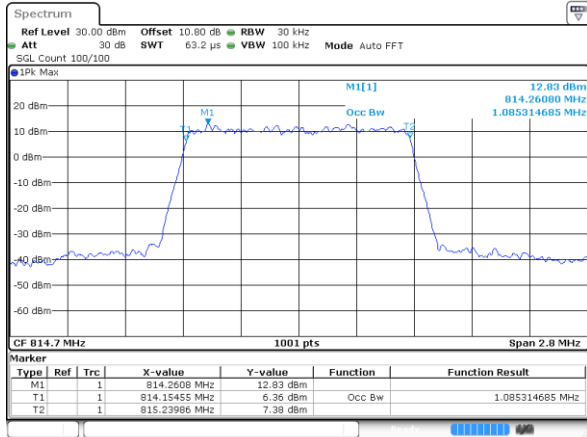


Date: 21 FEB 2020 02:03:17



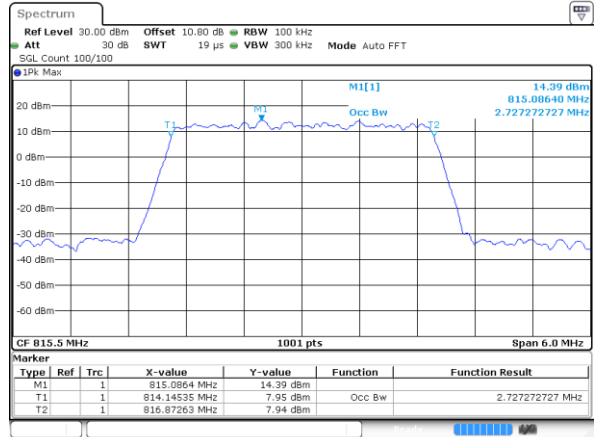
LTE Band 26

Lowest Channel / 1.4MHz / 64QAM



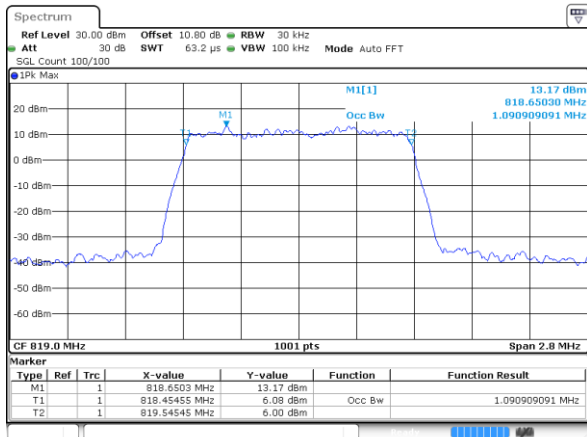
Date: 20 FEB 2020 21:07:54

Lowest Channel / 3MHz / 64QAM



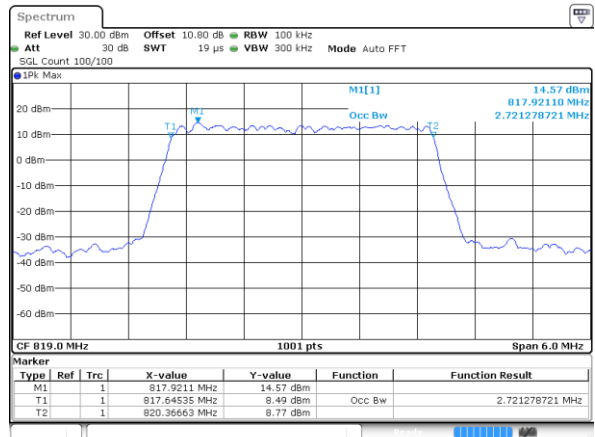
Date: 21 FEB 2020 00:50:24

Middle Channel / 1.4MHz / 64QAM



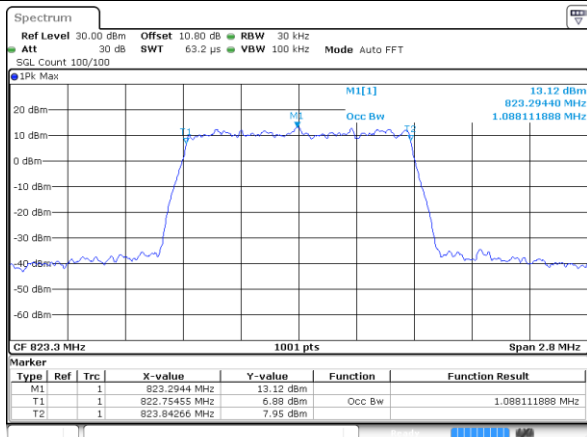
Date: 20 FEB 2020 21:09:01

Middle Channel / 3MHz / 64QAM



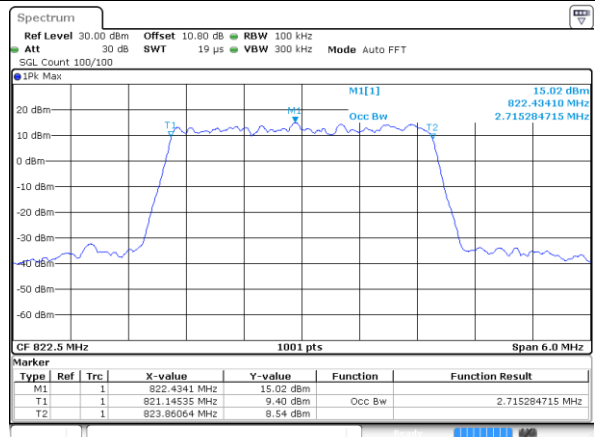
Date: 21 FEB 2020 00:51:31

Highest Channel / 1.4MHz / 64QAM



Date: 20 FEB 2020 21:10:07

Highest Channel / 3MHz / 64QAM

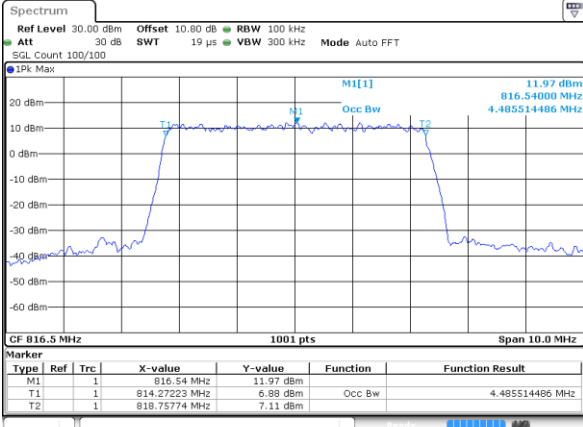


Date: 21 FEB 2020 00:52:37



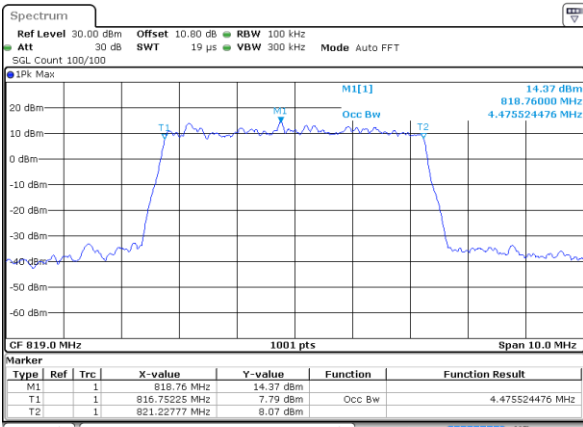
LTE Band 26

Lowest Channel / 5MHz / 64QAM



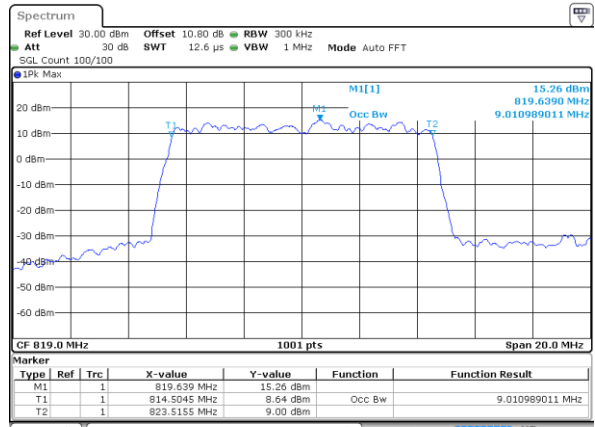
Date: 21 FEB 2020 00:53:44

Middle Channel / 5MHz / 64QAM



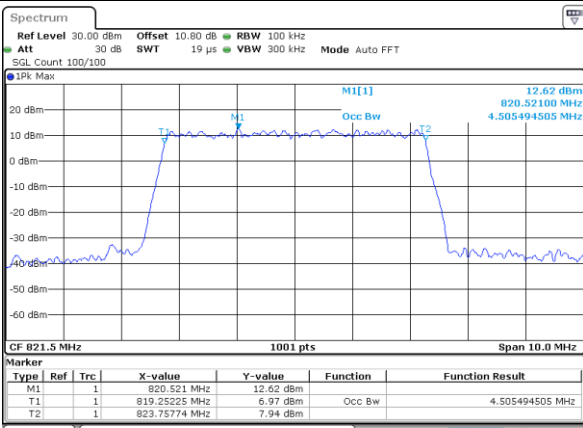
Date: 21 FEB 2020 00:54:51

Middle Channel / 10MHz / 64QAM



Date: 21 FEB 2020 00:57:05

Highest Channel / 5MHz / 64QAM

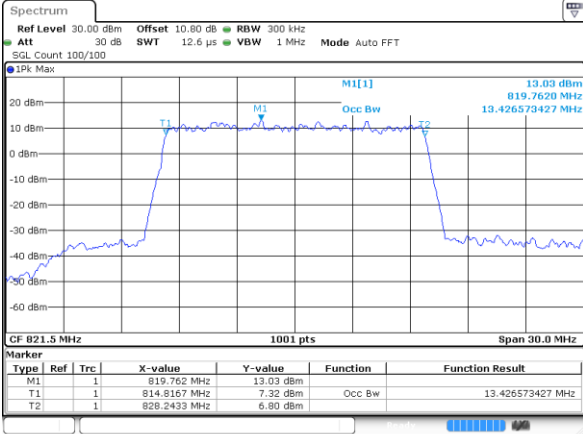


Date: 21 FEB 2020 00:55:58



LTE Band 26

Lowest Channel / 15MHz / 64QAM



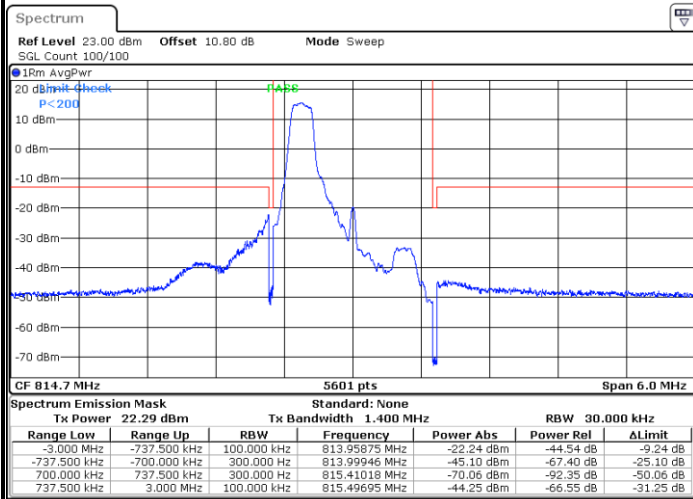
Date: 21.FEB.2020 00:58:12



# Conducted Band Edge

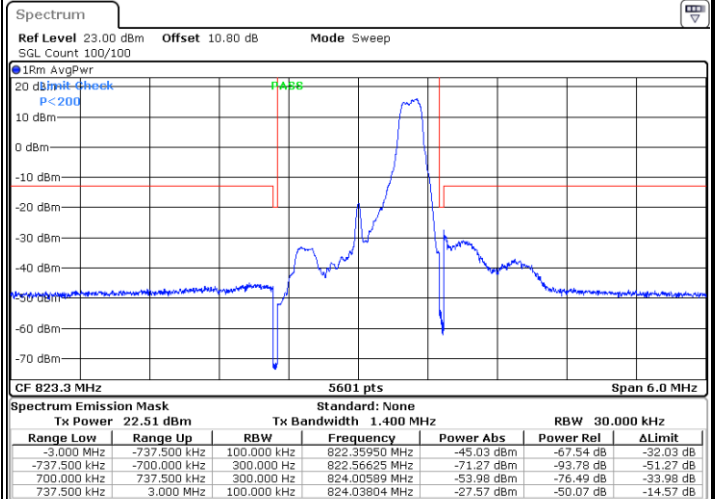
## LTE Band 26 / 1.4MHz / QPSK

### Lowest Band Edge / 1RB



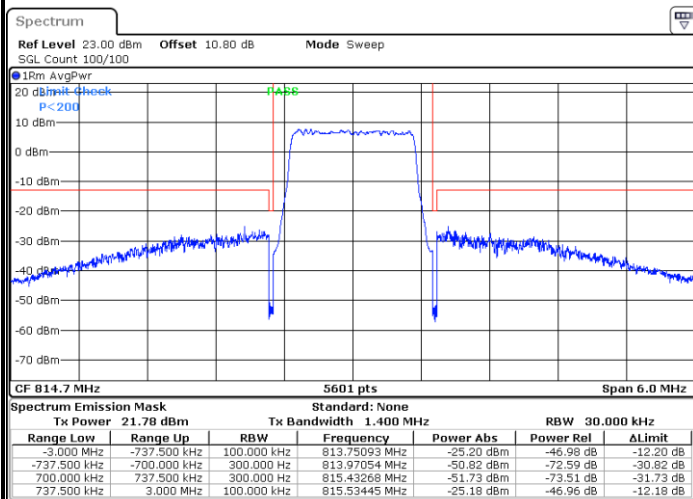
Date: 20.FEB.2020 21:18:12

### Highest Band Edge / 1RB



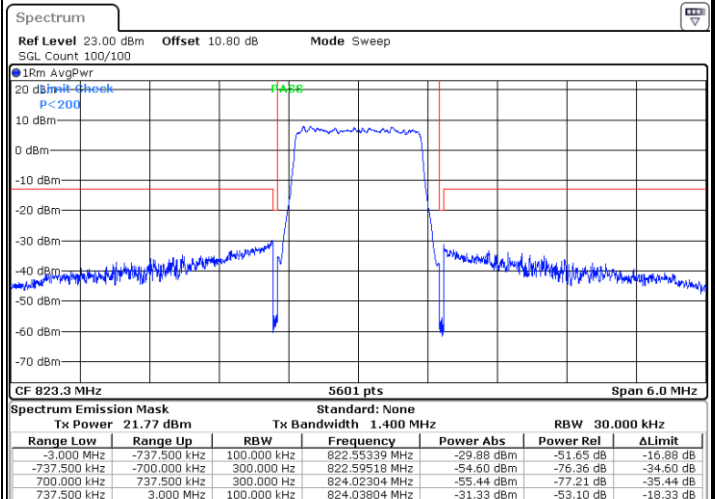
Date: 20.FEB.2020 21:20:13

### Lowest Band Edge / Full RB



Date: 20.FEB.2020 21:19:13

### Highest Band Edge / Full RB

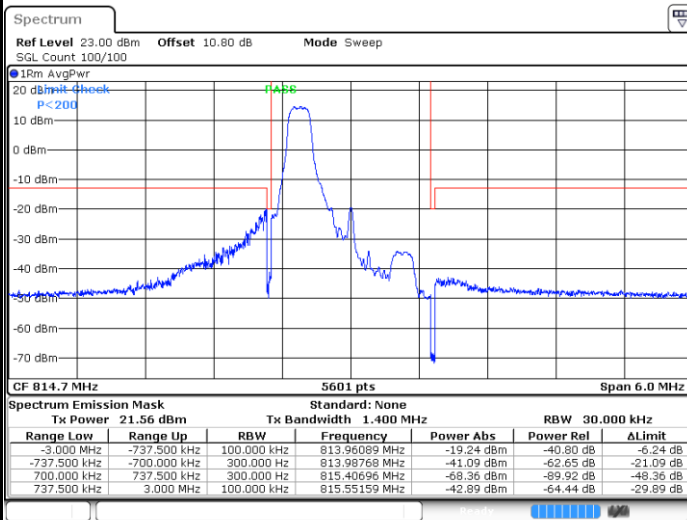


Date: 20.FEB.2020 21:21:13



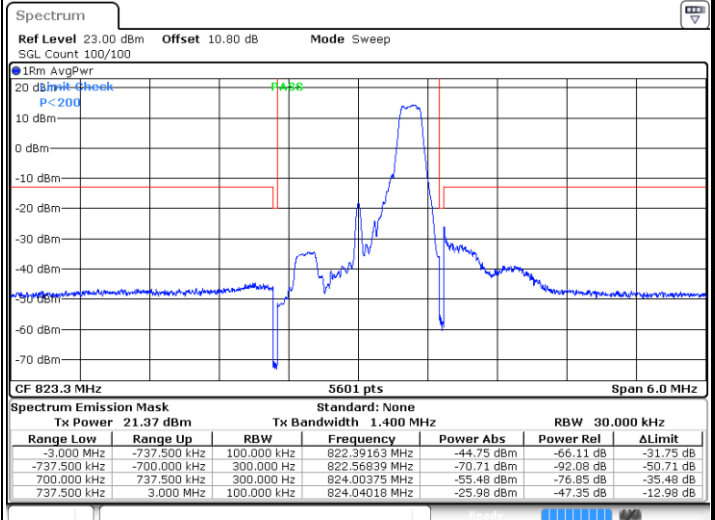
LTE Band 26 / 1.4MHz / 16QAM

Lowest Band Edge / 1 RB



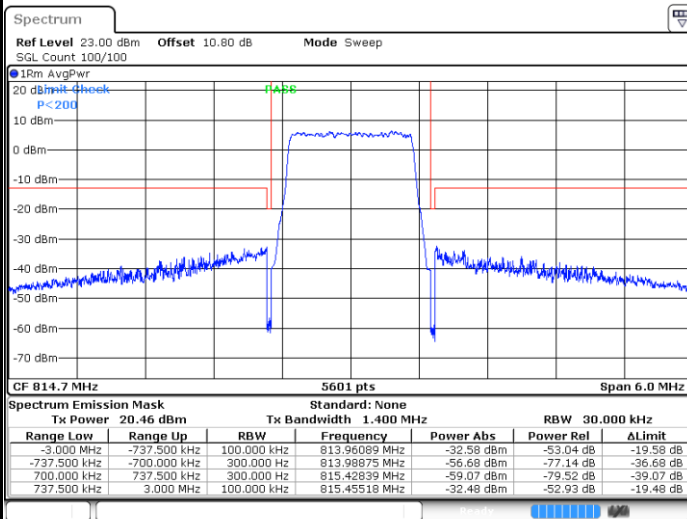
Date: 20.FEB.2020 21:18:42

Highest Band Edge / 1 RB



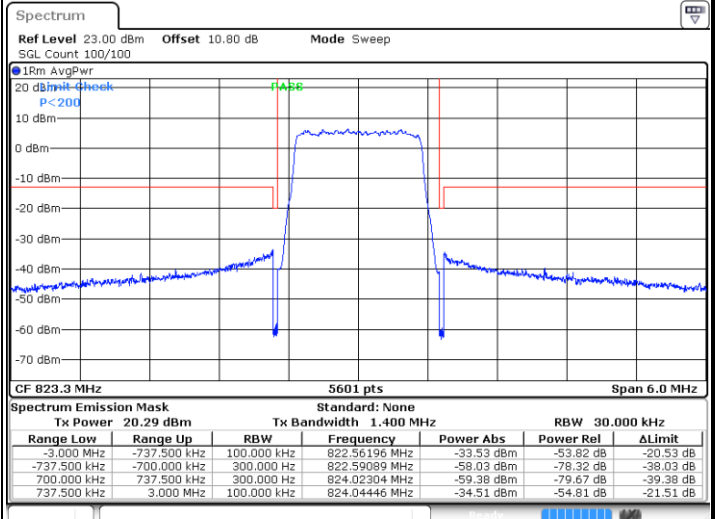
Date: 20.FEB.2020 21:20:43

Lowest Band Edge / Full RB



Date: 20.FEB.2020 21:19:43

Highest Band Edge / Full RB

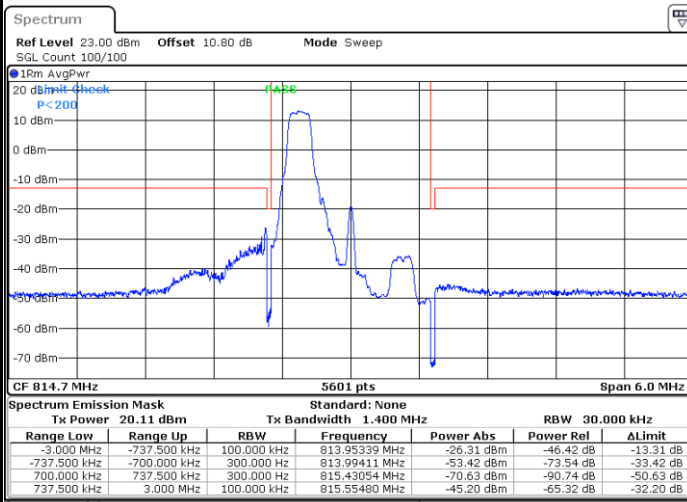


Date: 20.FEB.2020 21:21:43



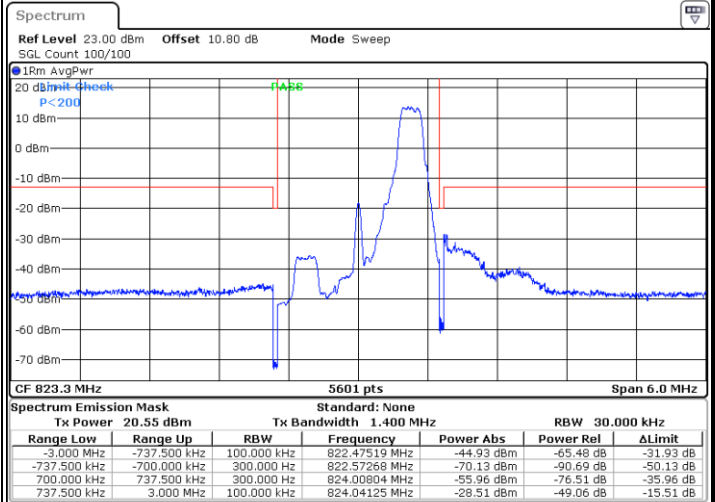
LTE Band 26 / 1.4MHz / 64QAM

Lowest Band Edge / 1 RB



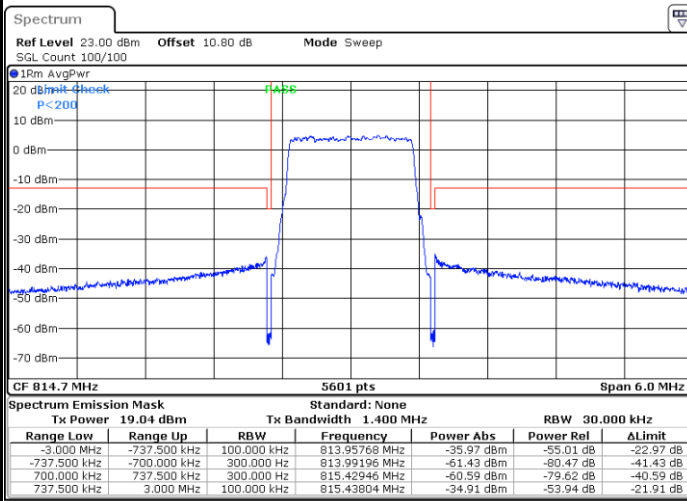
Date: 20.FEB.2020 21:22:14

Highest Band Edge / 1 RB



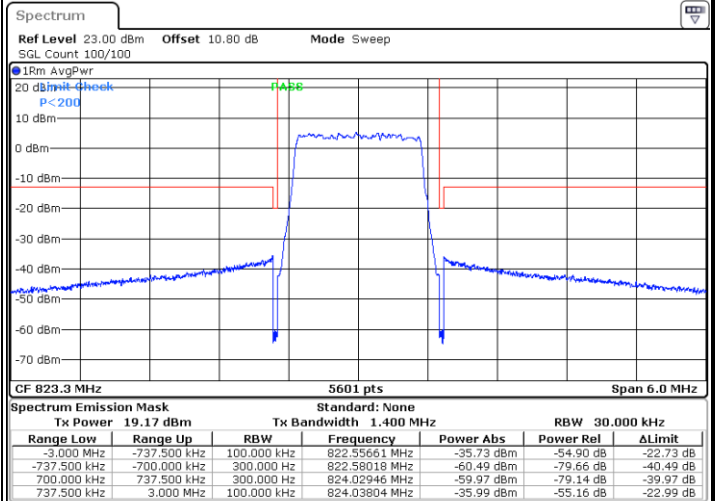
Date: 20.FEB.2020 21:23:14

Lowest Band Edge / Full RB



Date: 20.FEB.2020 21:22:44

Highest Band Edge / Full RB

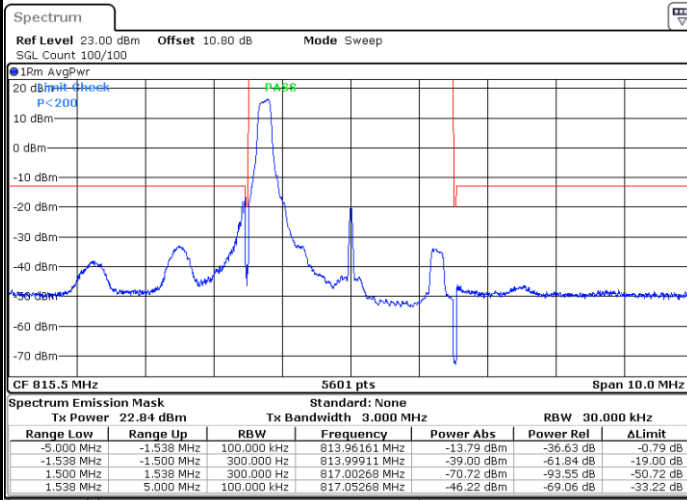


Date: 20.FEB.2020 21:23:44



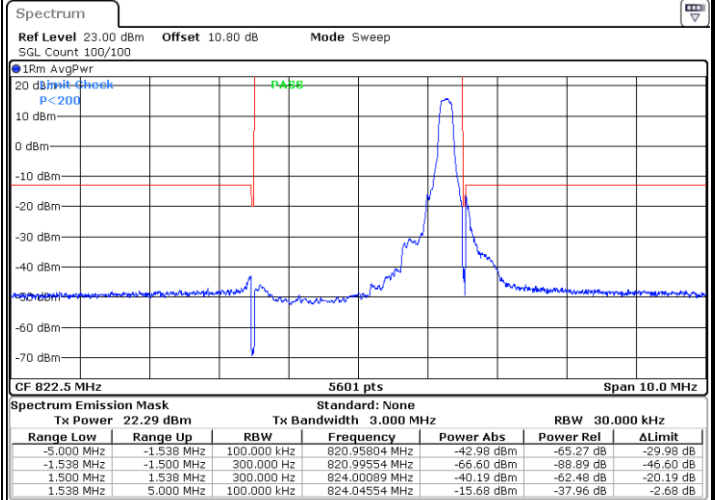
LTE Band 26 / 3MHz / QPSK

Lowest Band Edge / 1RB



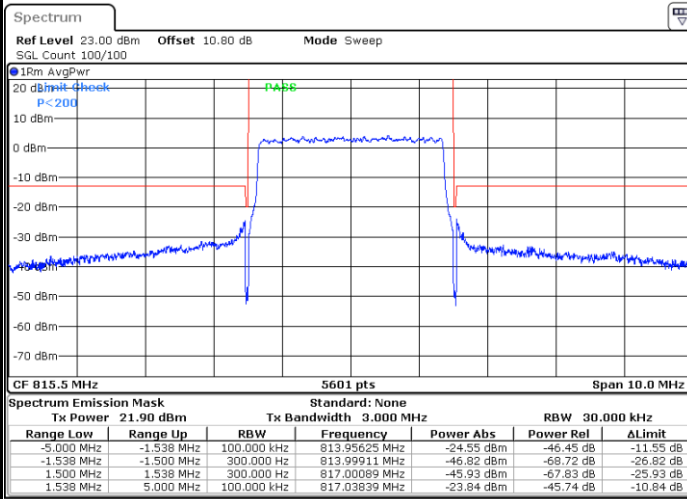
Date: 20.FEB.2020 21:24:15

Highest Band Edge / 1 RB



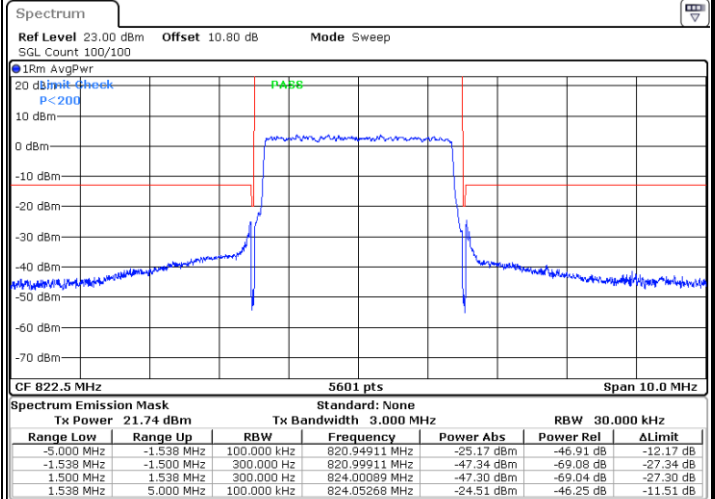
Date: 20.FEB.2020 21:26:18

Lowest Band Edge / Full RB



Date: 20.FEB.2020 21:25:16

Highest Band Edge / Full RB



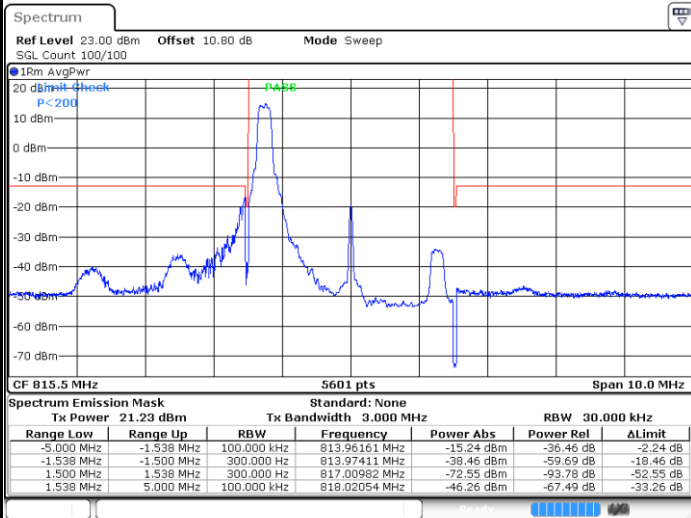
Date: 20.FEB.2020 21:27:19





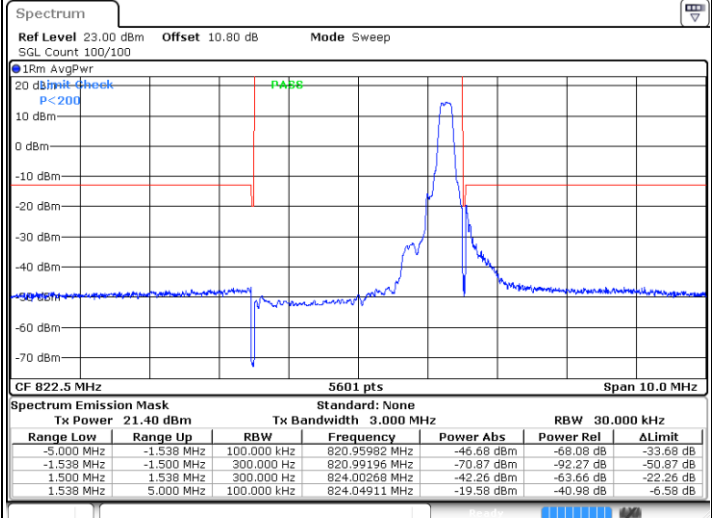
LTE Band 26 / 3MHz / 16QAM

Lowest Band Edge / 1 RB



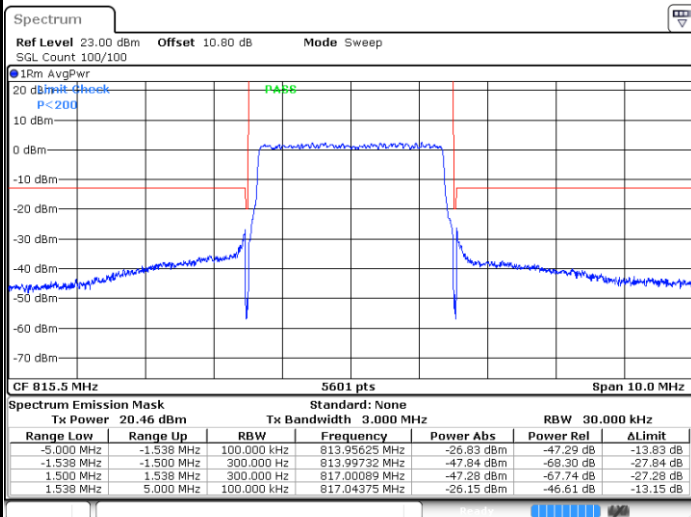
Date: 20.FEB.2020 21:24:46

Highest Band Edge / 1 RB



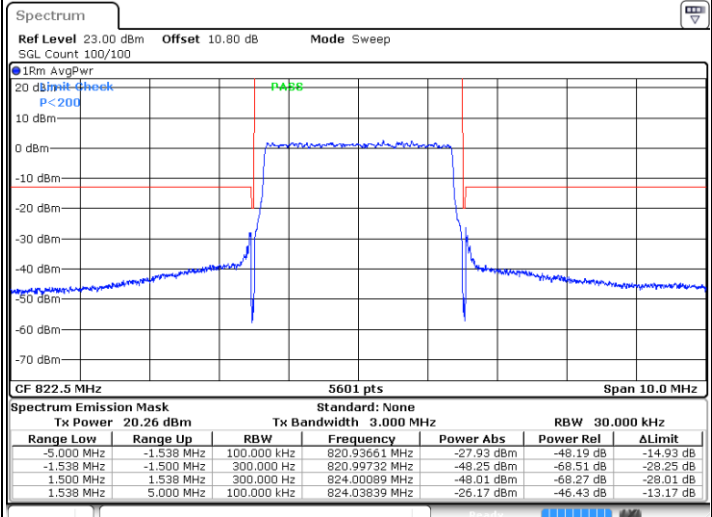
Date: 20.FEB.2020 21:26:48

Lowest Band Edge / Full RB



Date: 20.FEB.2020 21:25:47

Highest Band Edge / Full RB

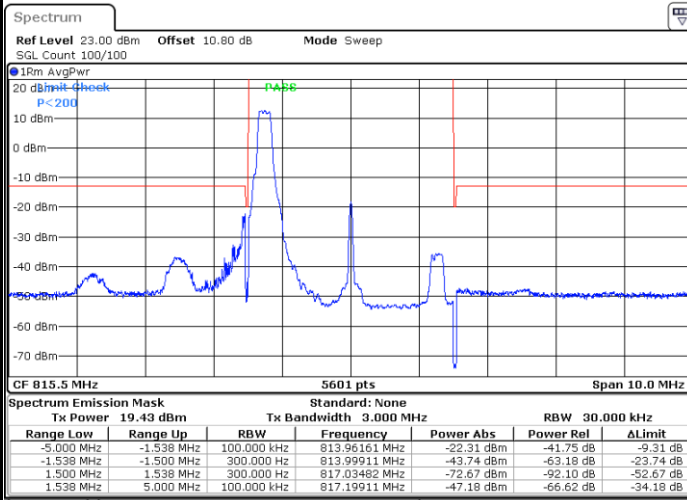


Date: 20.FEB.2020 21:27:50



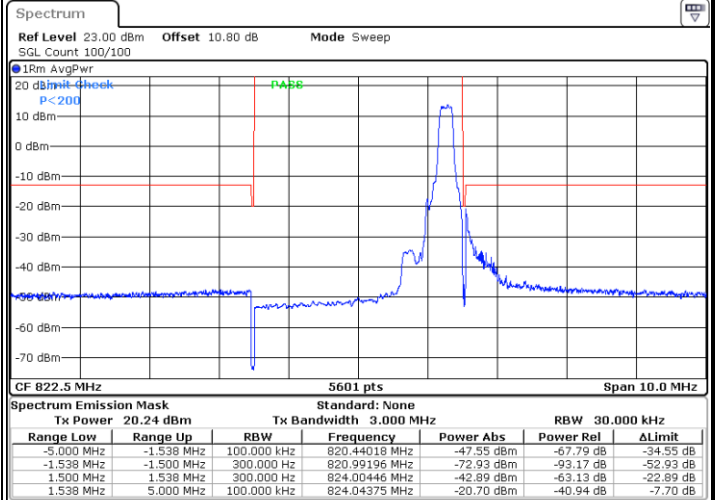
LTE Band 26 / 3MHz / 64QAM

Lowest Band Edge / 1 RB



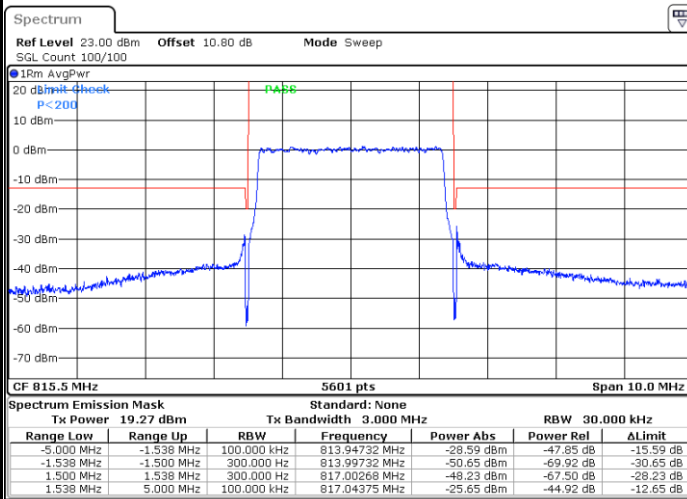
Date: 21.FEB.2020 00:43:38

Highest Band Edge / 1 RB



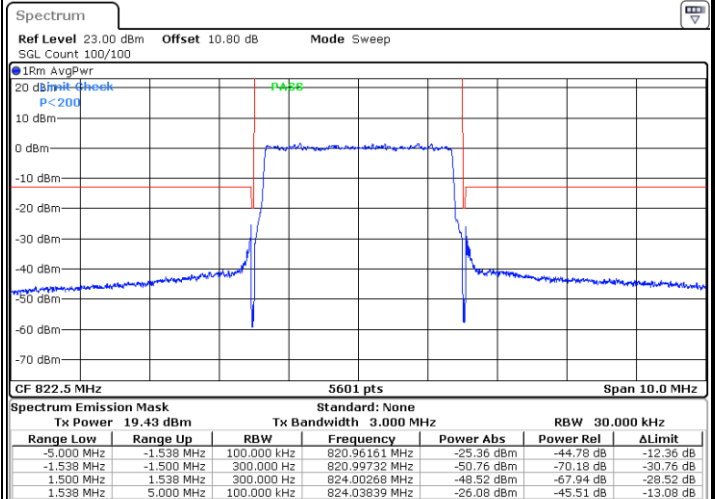
Date: 21.FEB.2020 00:44:39

Lowest Band Edge / Full RB



Date: 21.FEB.2020 00:44:08

Highest Band Edge / Full RB

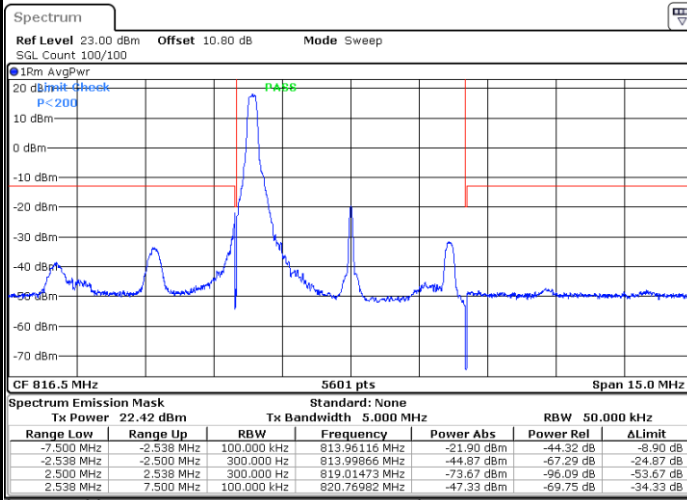


Date: 21.FEB.2020 00:45:09



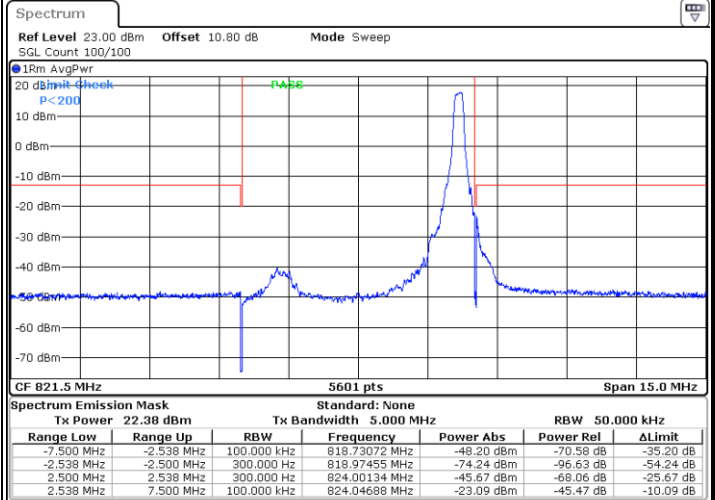
LTE Band 26 / 5MHz / QPSK

Lowest Band Edge / 1 RB



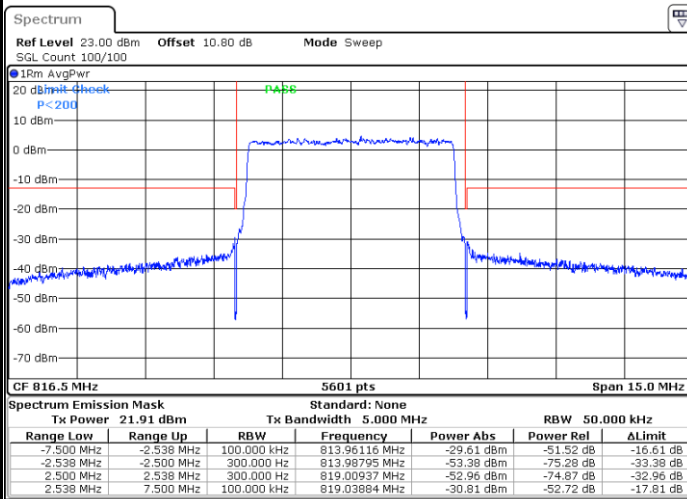
Date: 20.FEB.2020 21:28:21

Highest Band Edge / 1 RB



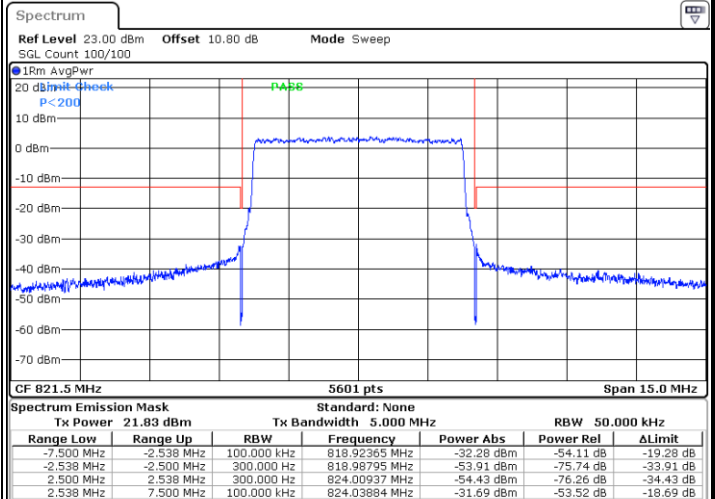
Date: 20.FEB.2020 21:30:21

Lowest Band Edge / Full RB



Date: 20.FEB.2020 21:29:21

Highest Band Edge / Full RB

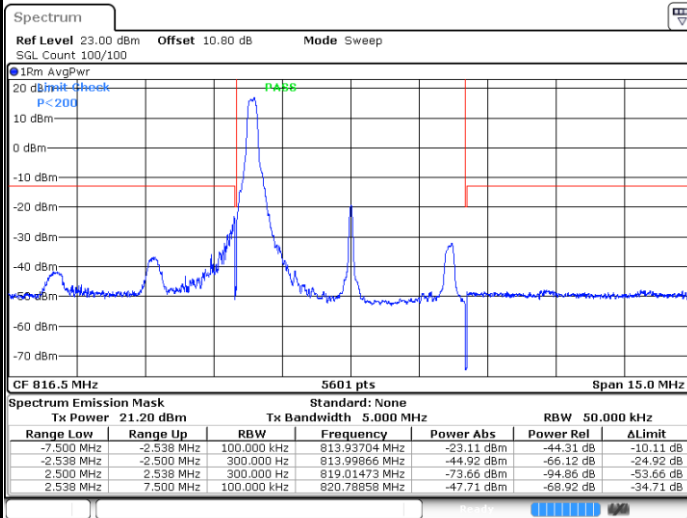


Date: 20.FEB.2020 21:31:22



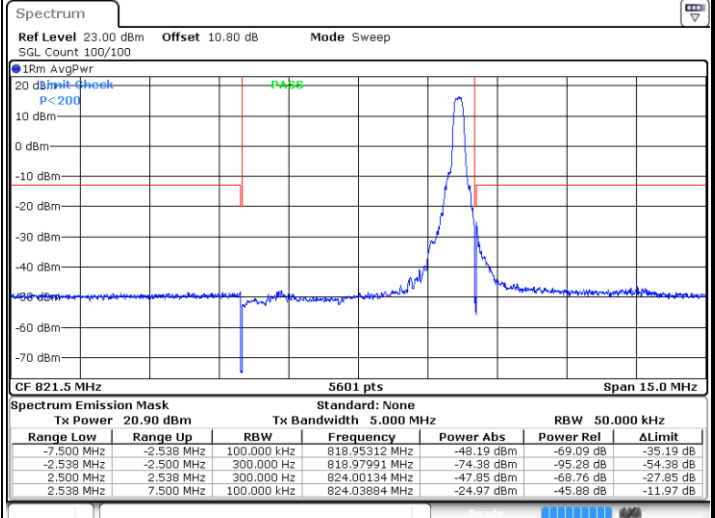
LTE Band 26 / 5MHz / 16QAM

Lowest Band Edge / 1RB



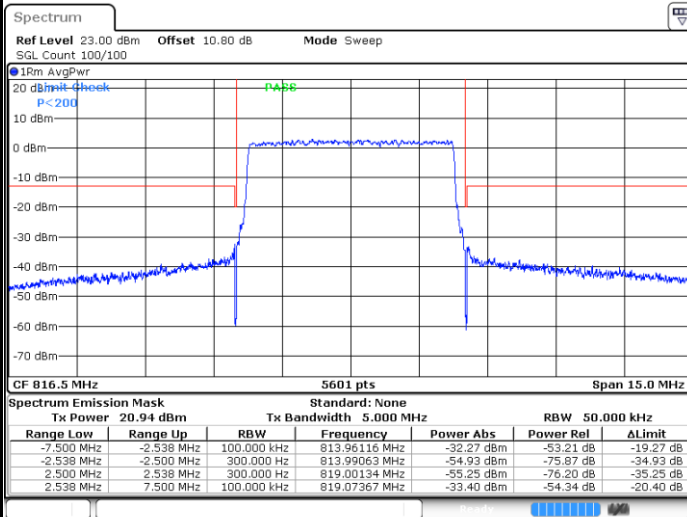
Date: 20.FEB.2020 21:28:51

Highest Band Edge / 1 RB



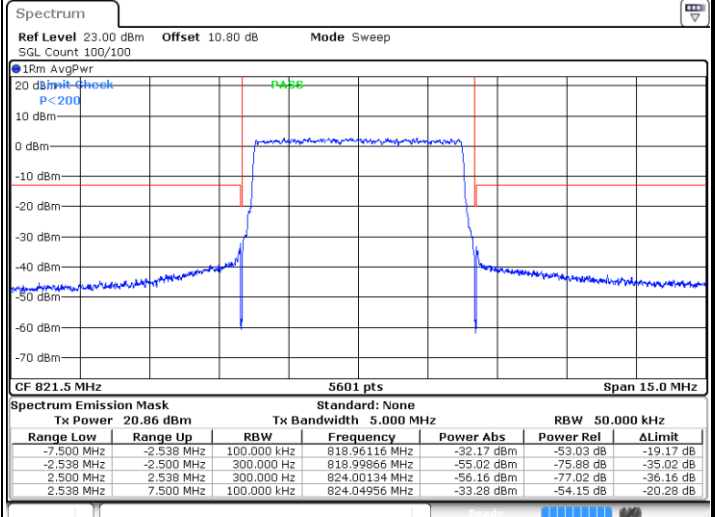
Date: 20.FEB.2020 21:30:51

Lowest Band Edge / Full RB



Date: 20.FEB.2020 21:29:51

Highest Band Edge / Full RB

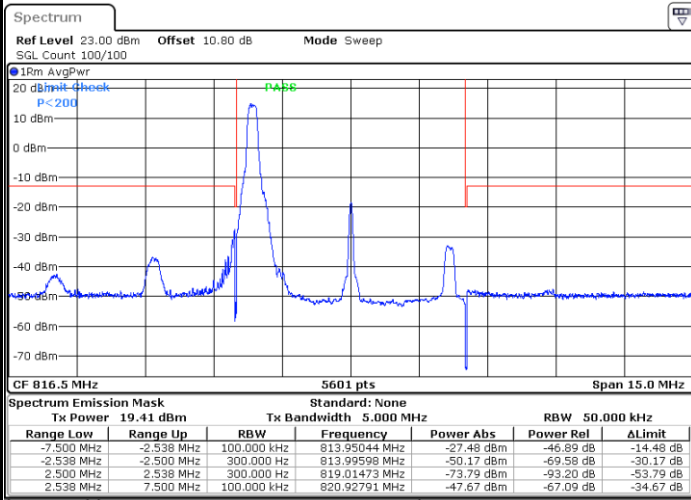


Date: 20.FEB.2020 21:31:52



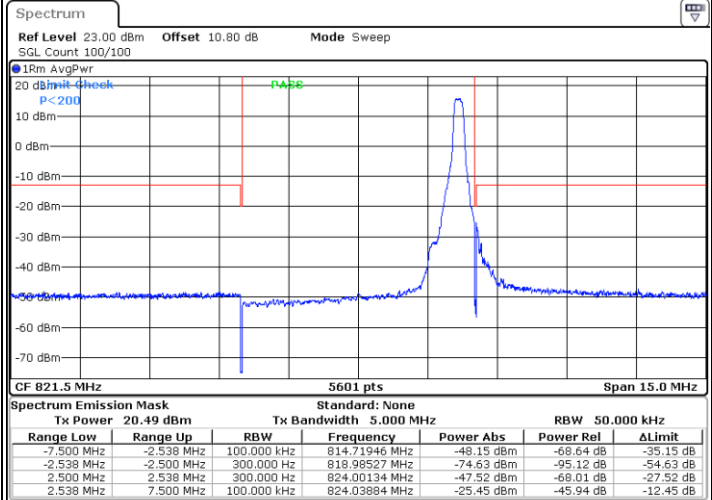
LTE Band 26 / 5MHz / 64QAM

Lowest Band Edge / 1RB



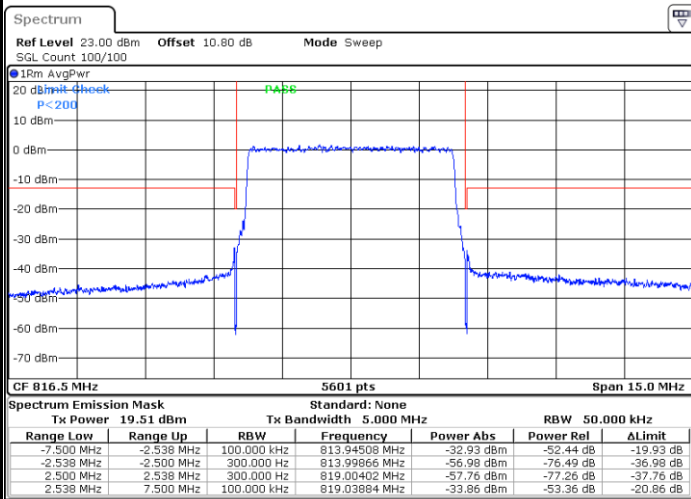
Date: 21.FEB.2020 00:45:40

Highest Band Edge / 1 RB



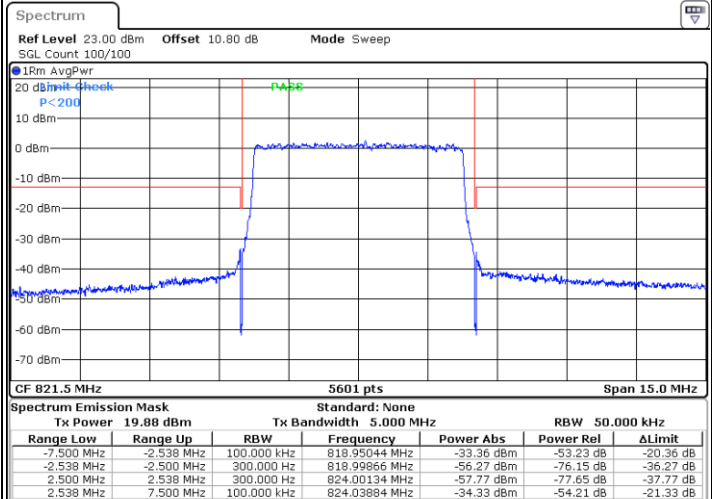
Date: 21.FEB.2020 00:46:41

Lowest Band Edge / Full RB



Date: 21.FEB.2020 00:46:10

Highest Band Edge / Full RB

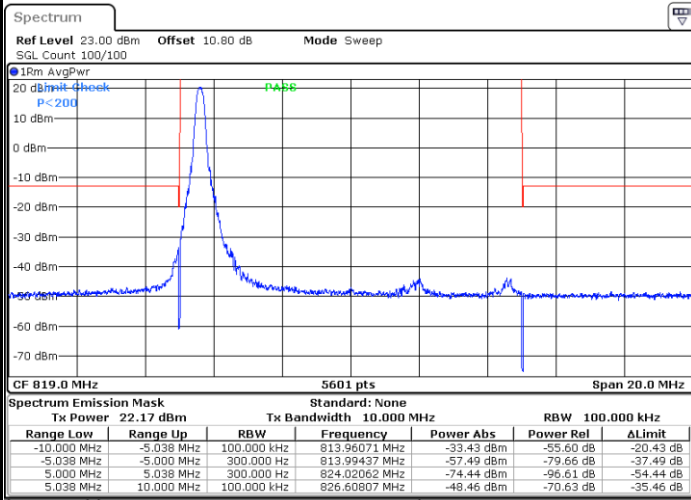


Date: 21.FEB.2020 00:47:11



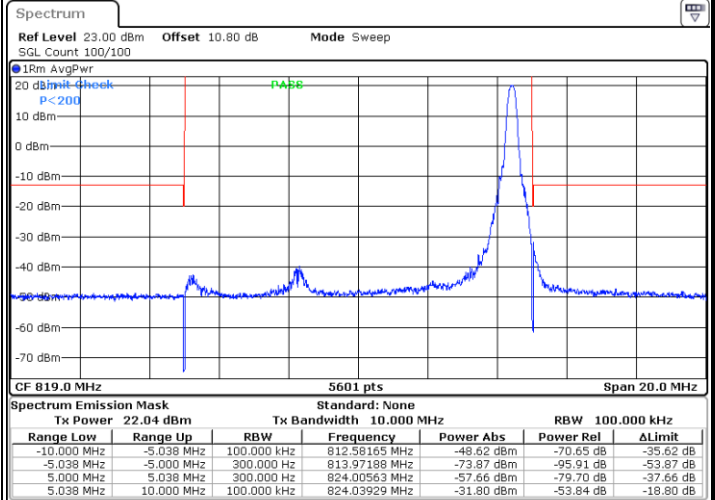
LTE Band 26 / 10MHz / QPSK

Lowest Band Edge / 1 RB



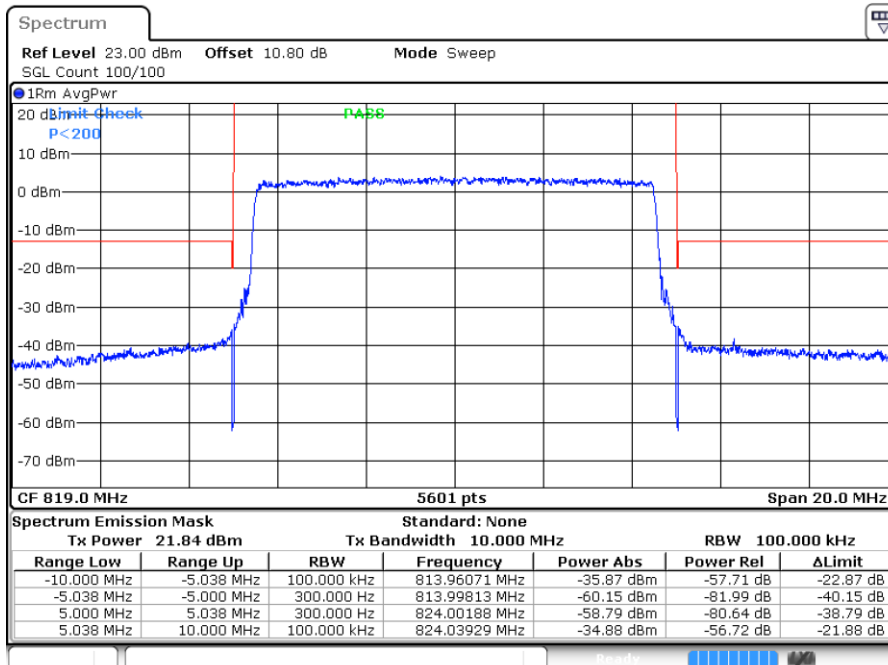
Date: 20.FEB.2020 21:32:23

Highest Band Edge / 1 RB



Date: 20.FEB.2020 21:33:23

Band Edge / Full RB

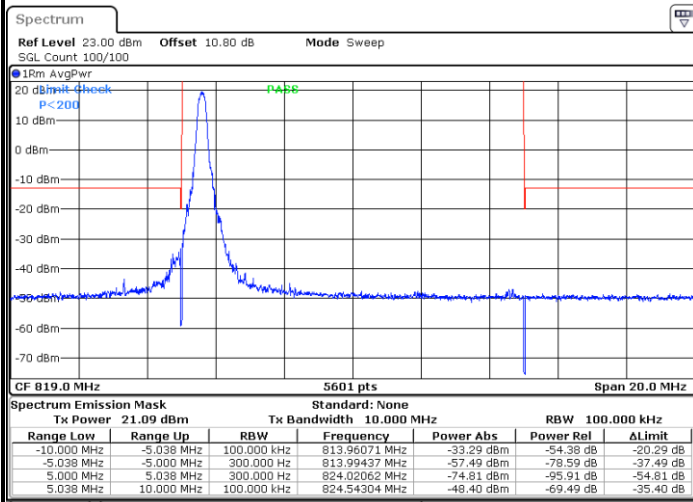


Date: 20.FEB.2020 21:34:23



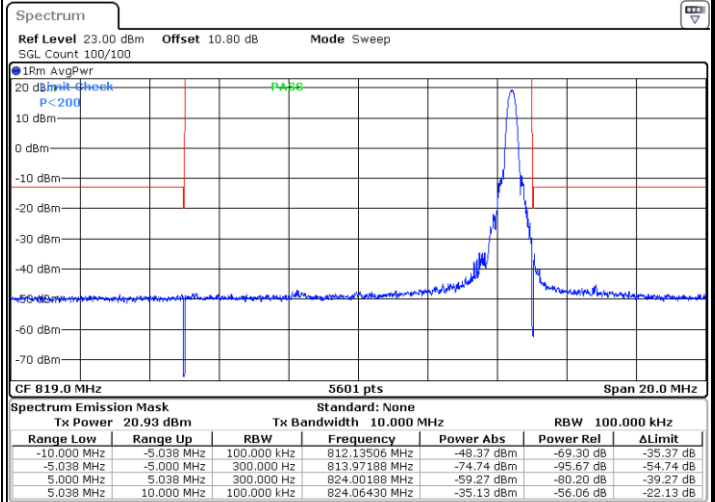
LTE Band 26 / 10MHz / 16QAM

Lowest Band Edge / 1 RB



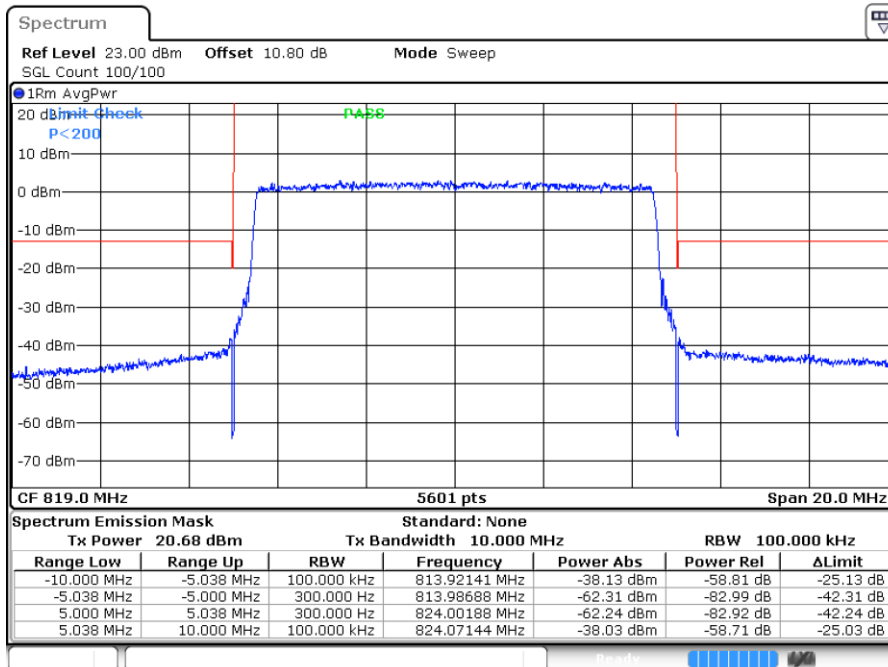
Date: 20.FEB.2020 21:32:53

Highest Band Edge / 1 RB



Date: 20.FEB.2020 21:33:53

Band Edge / Full RB

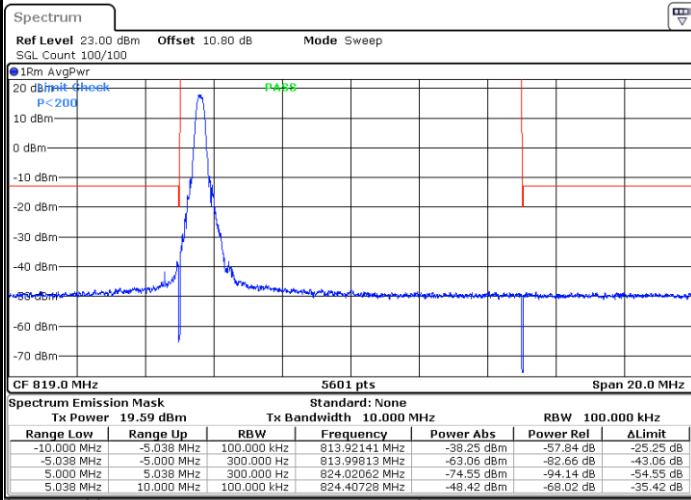


Date: 20.FEB.2020 21:34:53



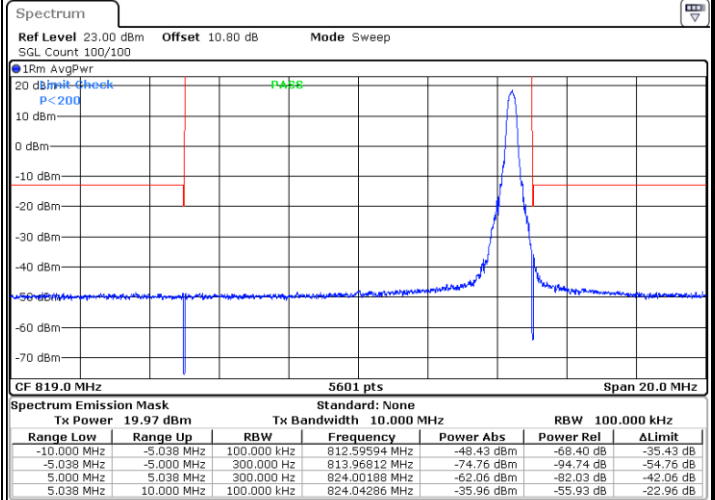
LTE Band 26 / 10MHz / 64QAM

Lowest Band Edge / 1 RB



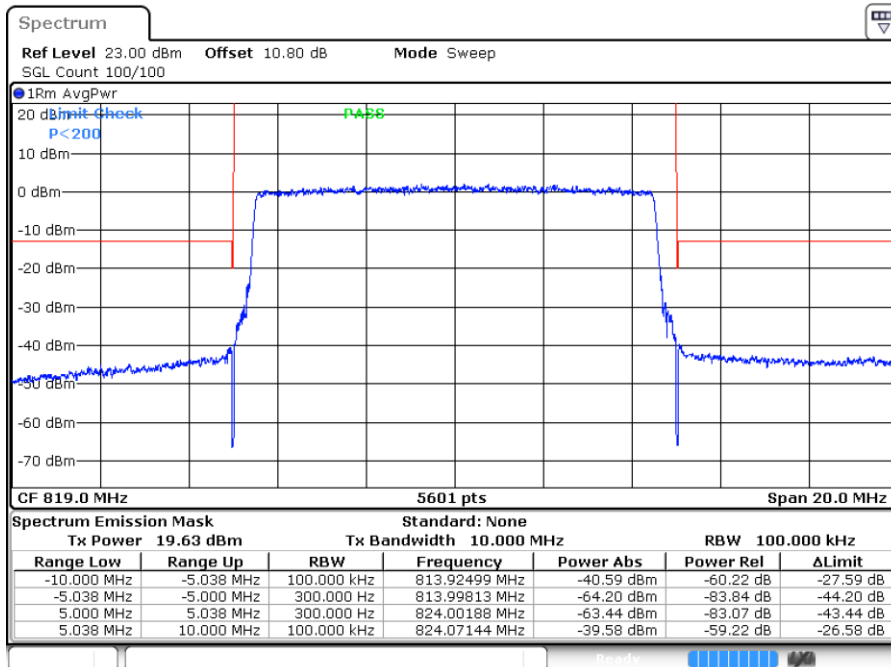
Date: 21.FEB.2020 00:47:41

Highest Band Edge / 1 RB



Date: 21.FEB.2020 00:48:11

Band Edge / Full RB



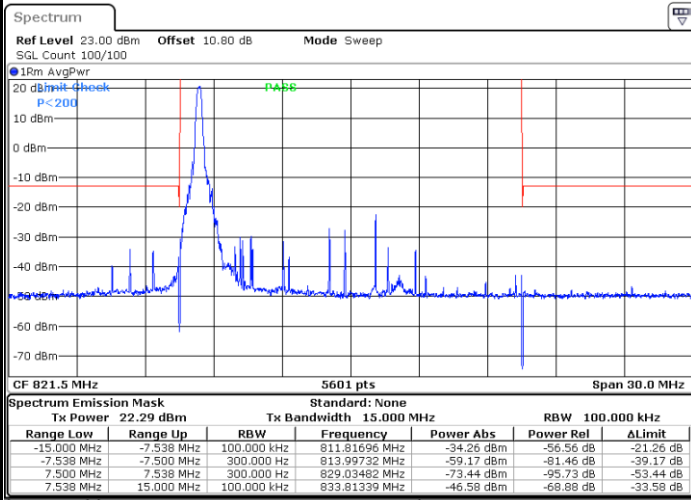
Date: 21.FEB.2020 00:48:41





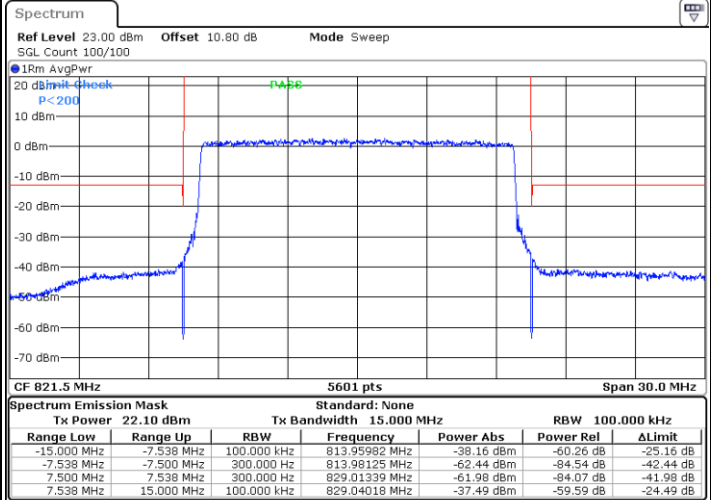
LTE Band 26 / 15MHz QPSK

Lowest Band Edge / 1 RB



Date: 20.FEB.2020 21:35:24

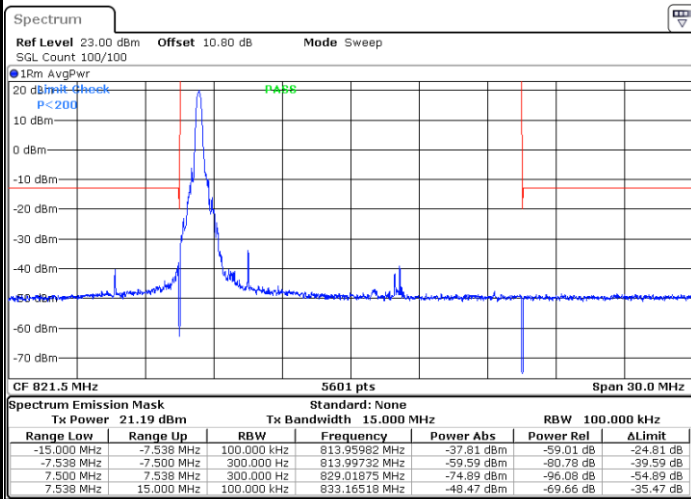
Lowest Band Edge / Full RB



Date: 21.FEB.2020 00:42:37

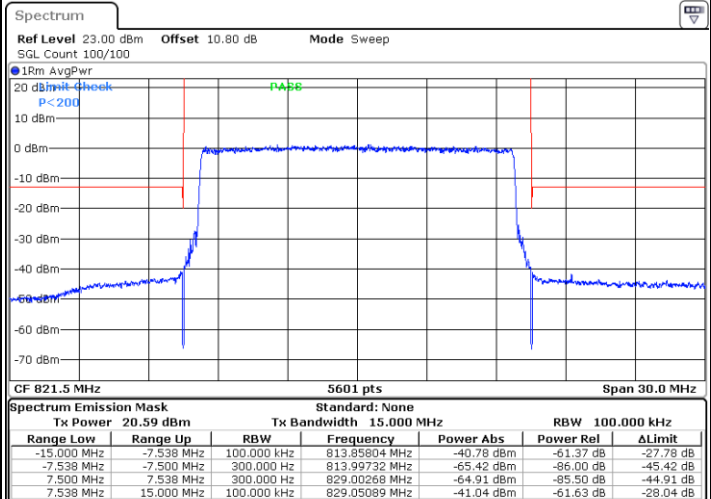
LTE Band 26 / 15MHz 16QAM

Lowest Band Edge / 1 RB



Date: 21.FEB.2020 00:41:07

Lowest Band Edge / Full RB

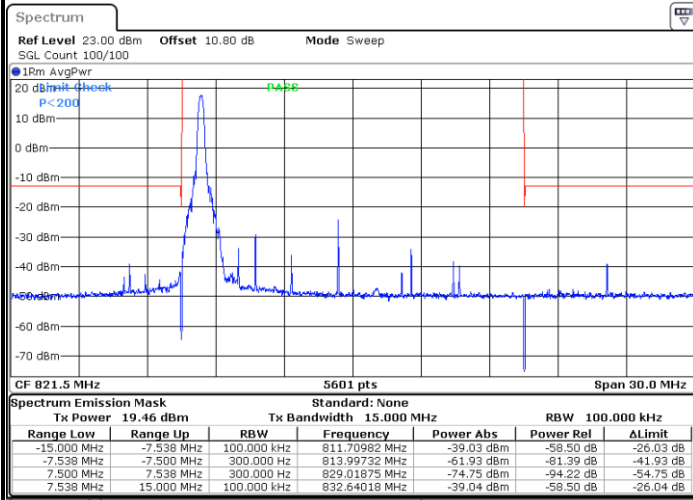


Date: 21.FEB.2020 00:43:07



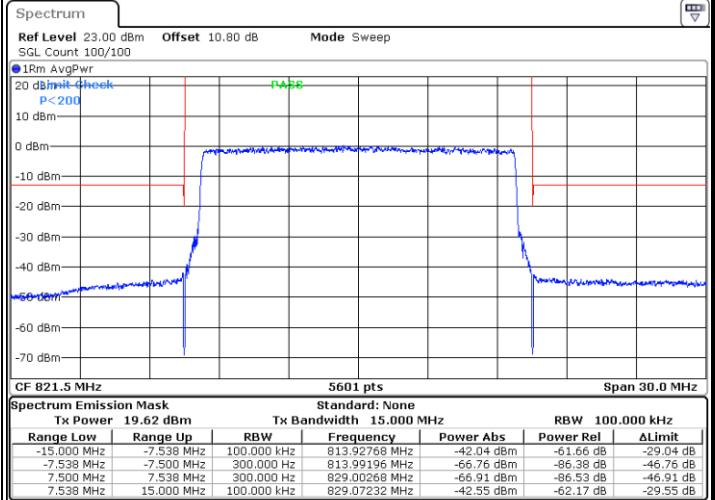
LTE Band 26 / 15MHz / 64QAM

Lowest Band Edge / 1 RB



Date: 21.FEB.2020 00:49:12


Lowest Band Edge / Full RB



Date: 21.FEB.2020 00:50:12



# Conducted Spurious Emission

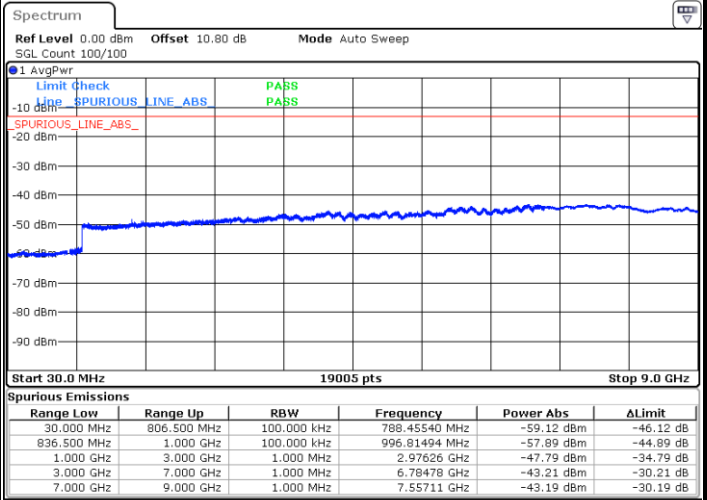
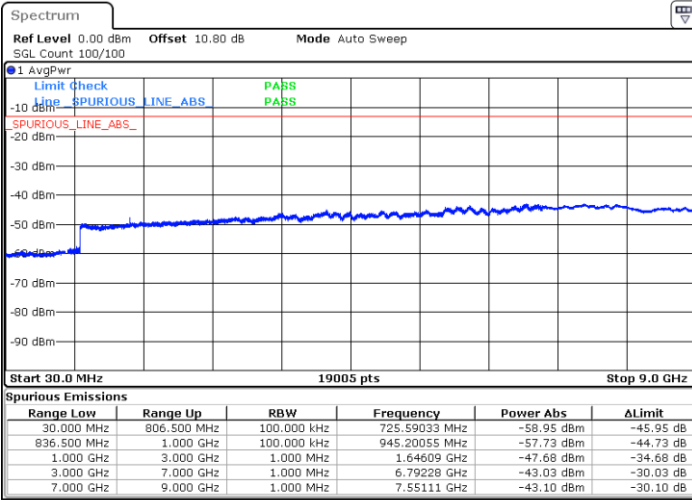




LTE Band 26 / 1.4MHz

Highest Channel / QPSK

Highest Channel / 16QAM



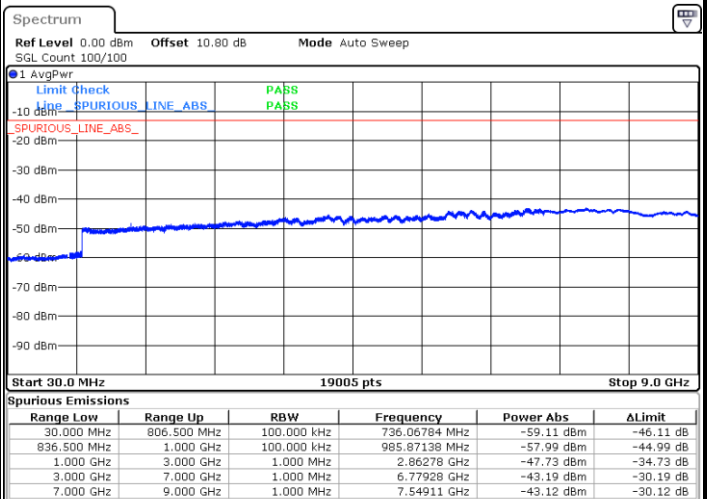
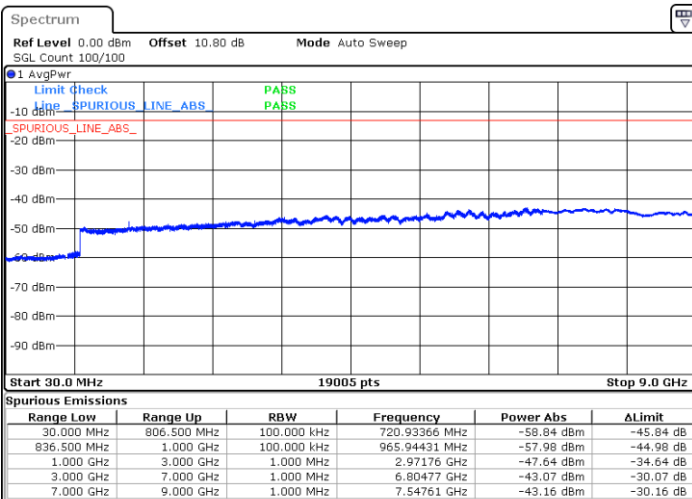
Date: 20 FEB 2020 21:17:00

Date: 20 FEB 2020 21:17:42

LTE Band 26 / 3MHz

Lowest Channel / QPSK

Lowest Channel / 16QAM



Date: 21 FEB 2020 01:48:47

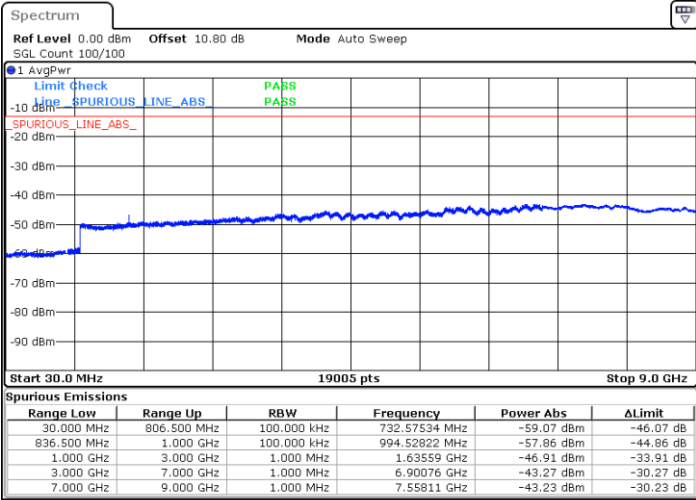
Date: 21 FEB 2020 01:49:29



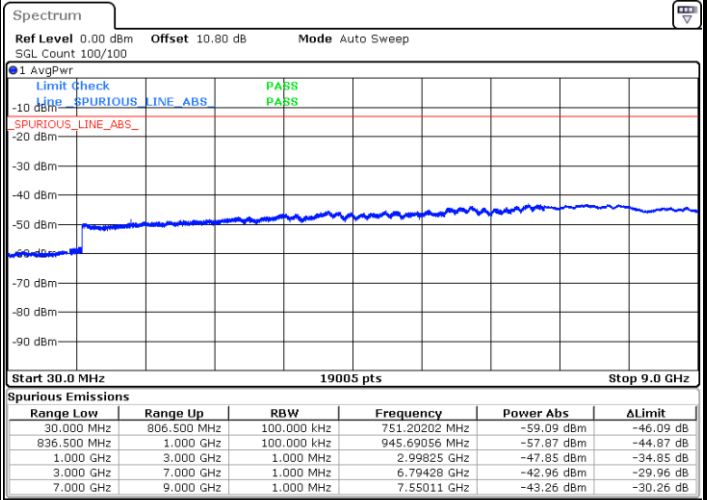
LTE Band 26 / 3MHz

Middle Channel / QPSK

Middle Channel / 16QAM



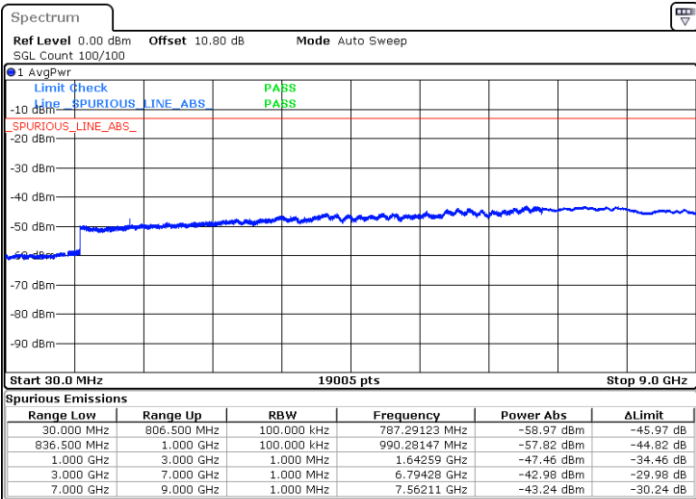
Date: 21.FEB.2020 01:51:00



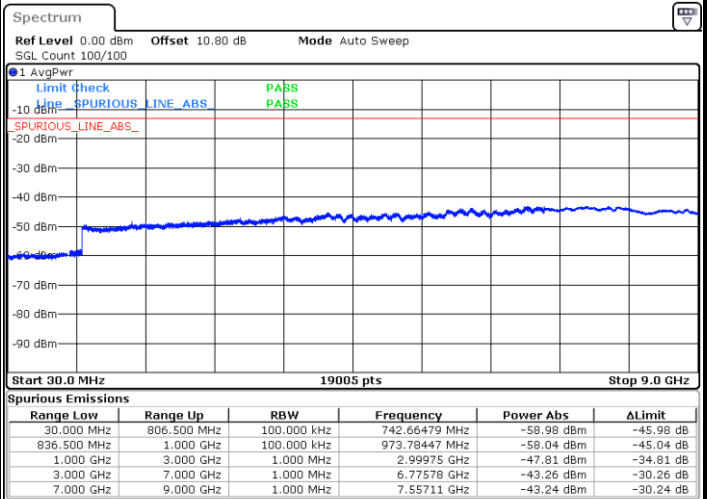
Date: 21.FEB.2020 01:51:42

Highest Channel / QPSK

Highest Channel / 16QAM



Date: 21.FEB.2020 01:53:13



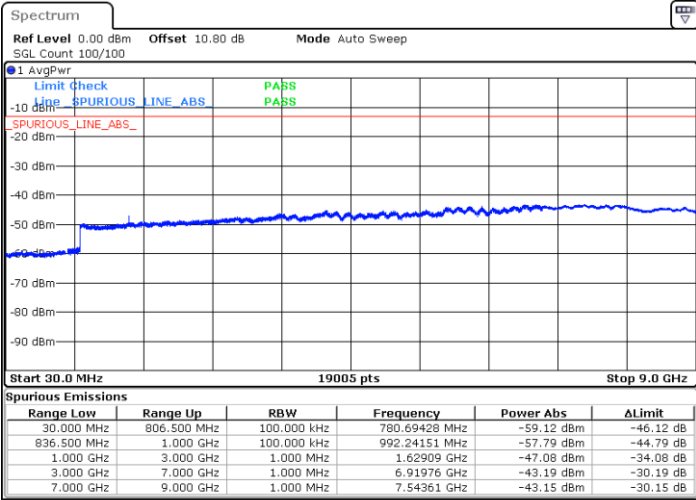
Date: 21.FEB.2020 01:53:57



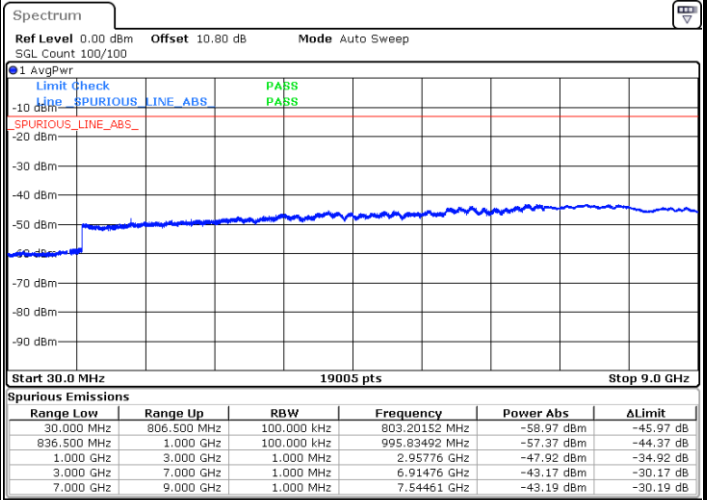
LTE Band 26 / 5MHz

Lowest Channel / QPSK

Lowest Channel / 16QAM



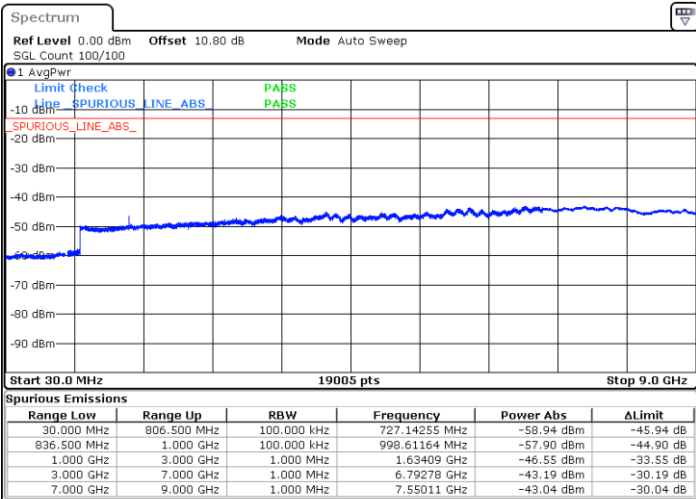
Date: 21.FEB.2020 01:55:29



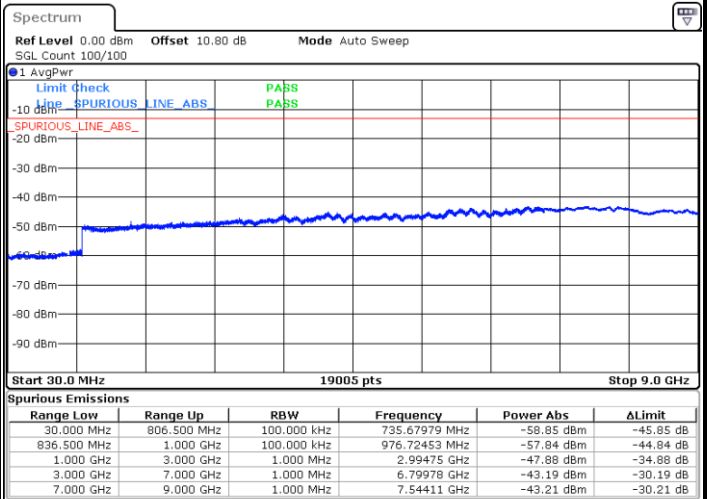
Date: 21.FEB.2020 01:56:11

Middle Channel / QPSK

Middle Channel / 16QAM



Date: 21.FEB.2020 01:57:43



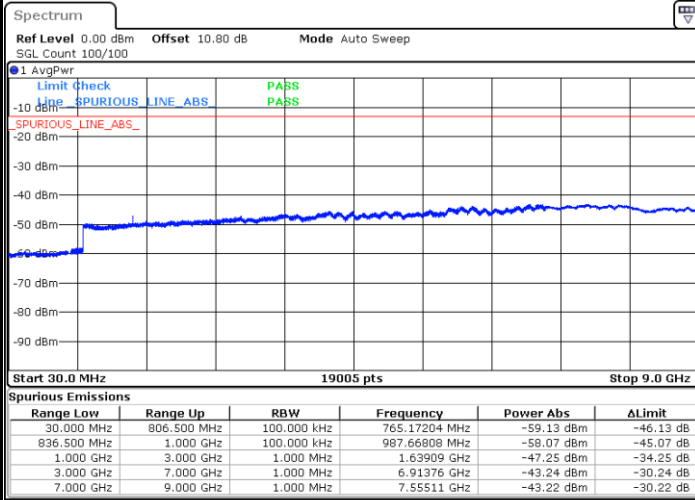
Date: 21.FEB.2020 01:58:25



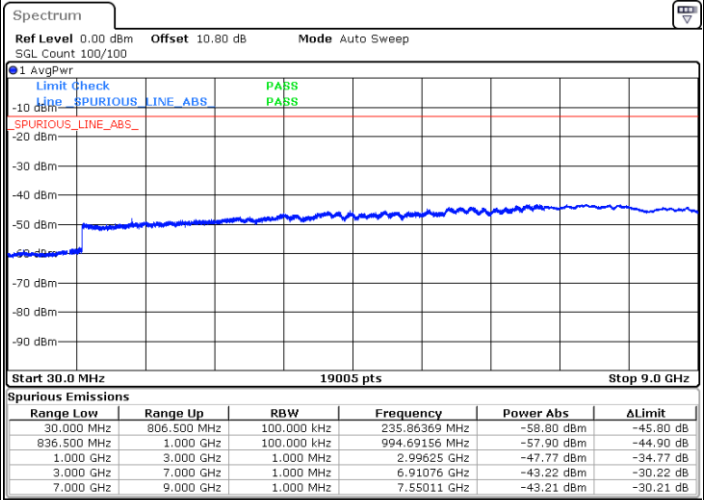
LTE Band 26 / 5MHz

Highest Channel / QPSK

Highest Channel / 16QAM



Date: 21 FEB 2020 01:59:56

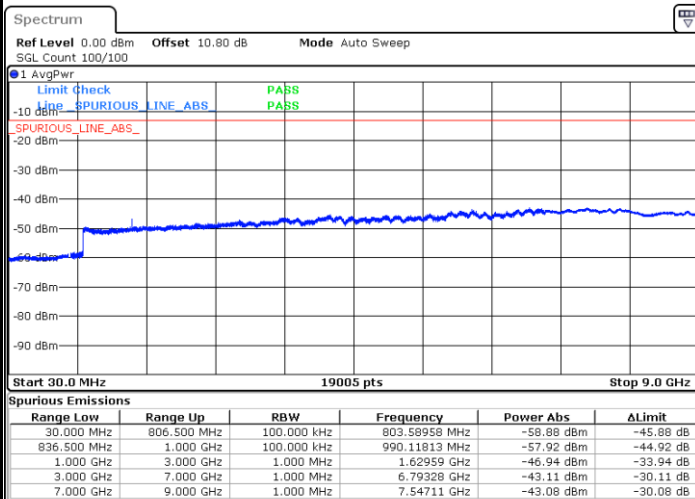


Date: 21 FEB 2020 02:00:38

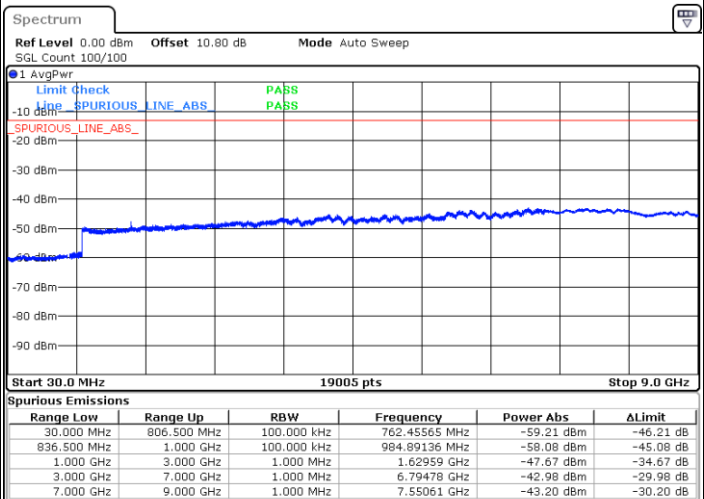
LTE Band 26 / 10MHz

Middle Channel / QPSK

Middle Channel / 16QAM



Date: 21 FEB 2020 02:02:10



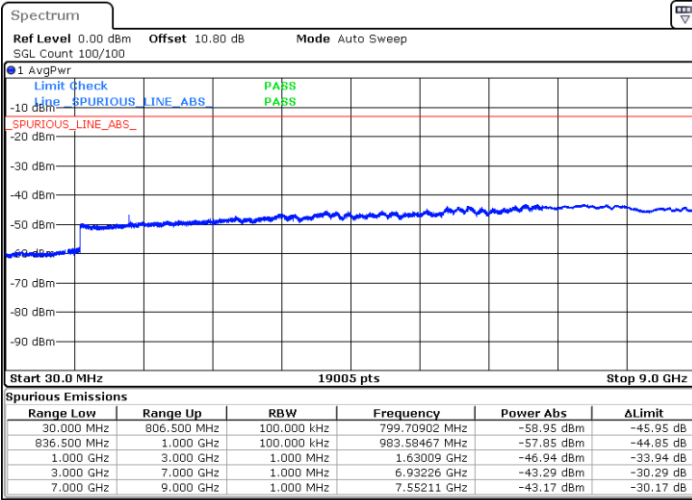
Date: 21 FEB 2020 02:02:52



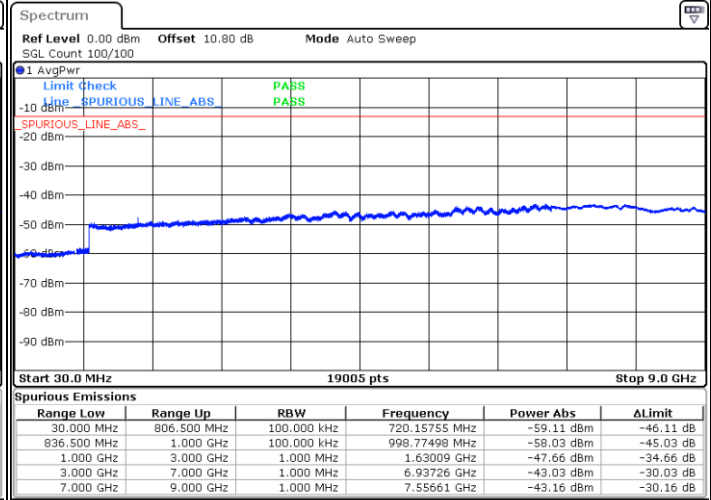
LTE Band 26 / 15MHz

Lowest Channel / QPSK

Lowest Channel / 16QAM



Date: 21.FEB.2020 02:04:23



Date: 21.FEB.2020 02:08:43

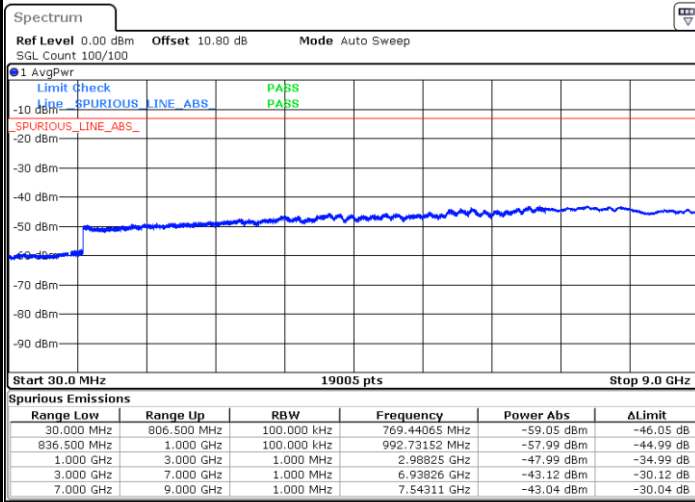




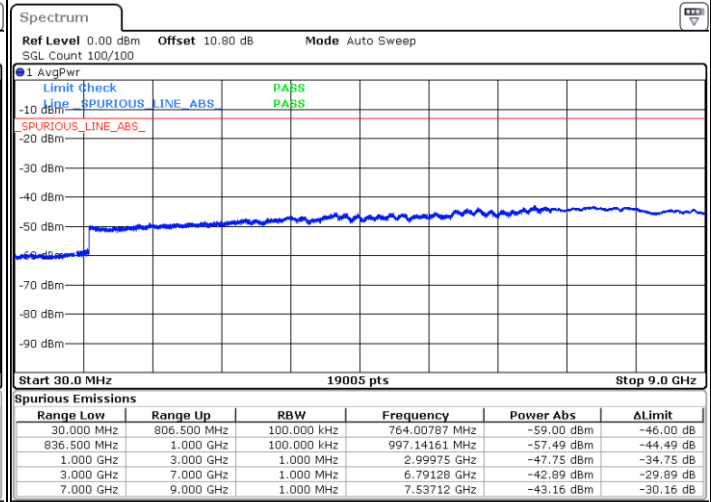
LTE Band 26 / 1.4MHz

Lowest Channel / 64QAM

Middle Channel / 64QAM

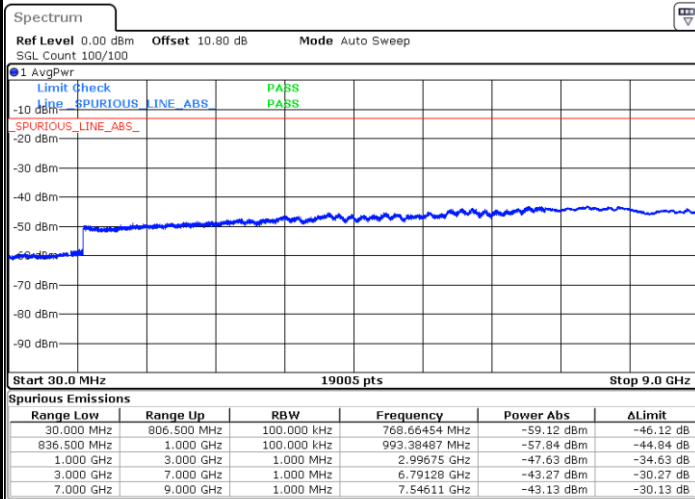


Date: 20 FEB 2020 21:08:49



Date: 20 FEB 2020 21:09:55

Highest Channel / 64QAM



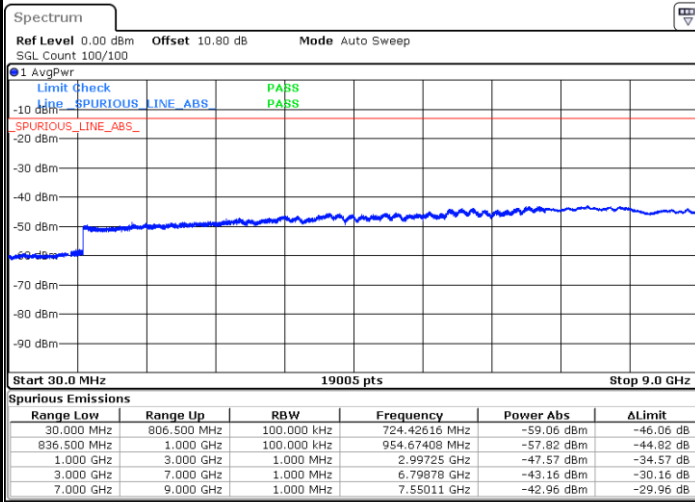
Date: 20 FEB 2020 21:11:02



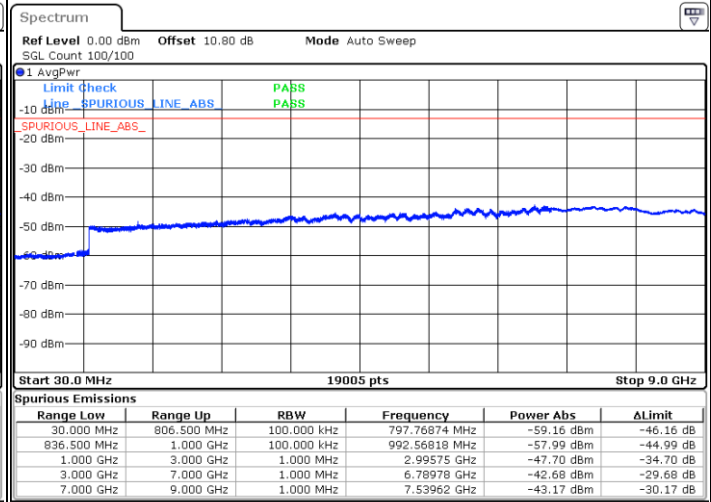
LTE Band 26 / 3MHz

Lowest Channel / 64QAM

Middle Channel / 64QAM

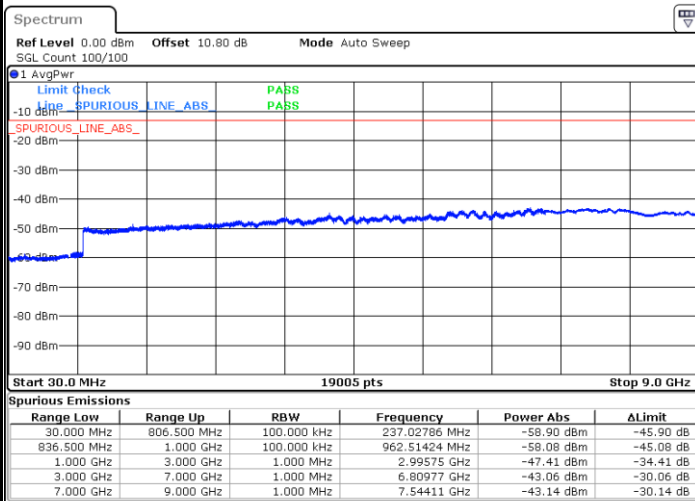


Date: 21.FEB.2020 00:51:19



Date: 21.FEB.2020 00:52:25

Highest Channel / 64QAM



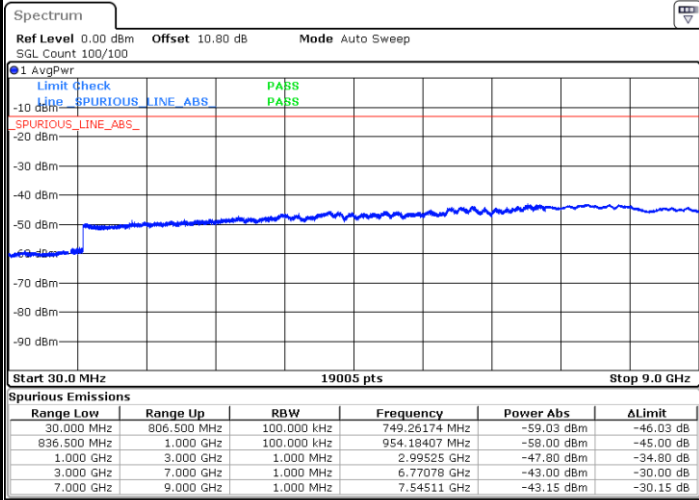
Date: 21.FEB.2020 00:53:32



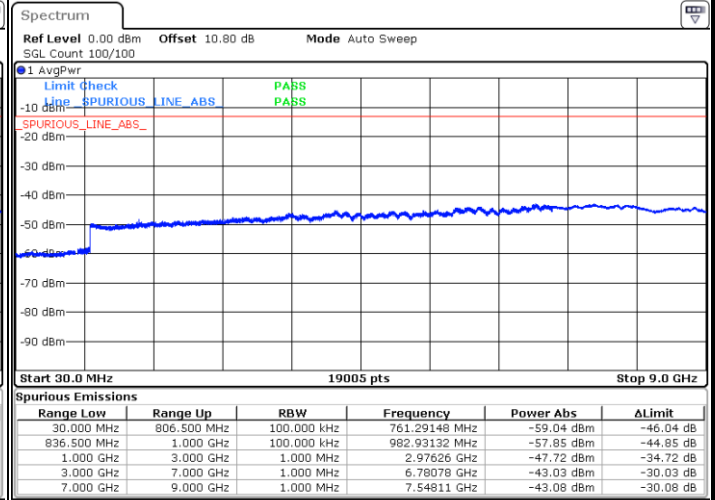
LTE Band 26 / 5MHz

Lowest Channel / 64QAM

Middle Channel / 64QAM

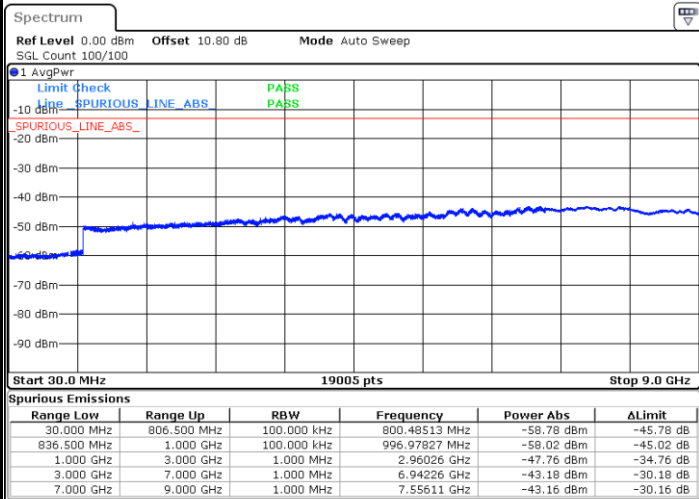


Date: 21 FEB 2020 00:54:39

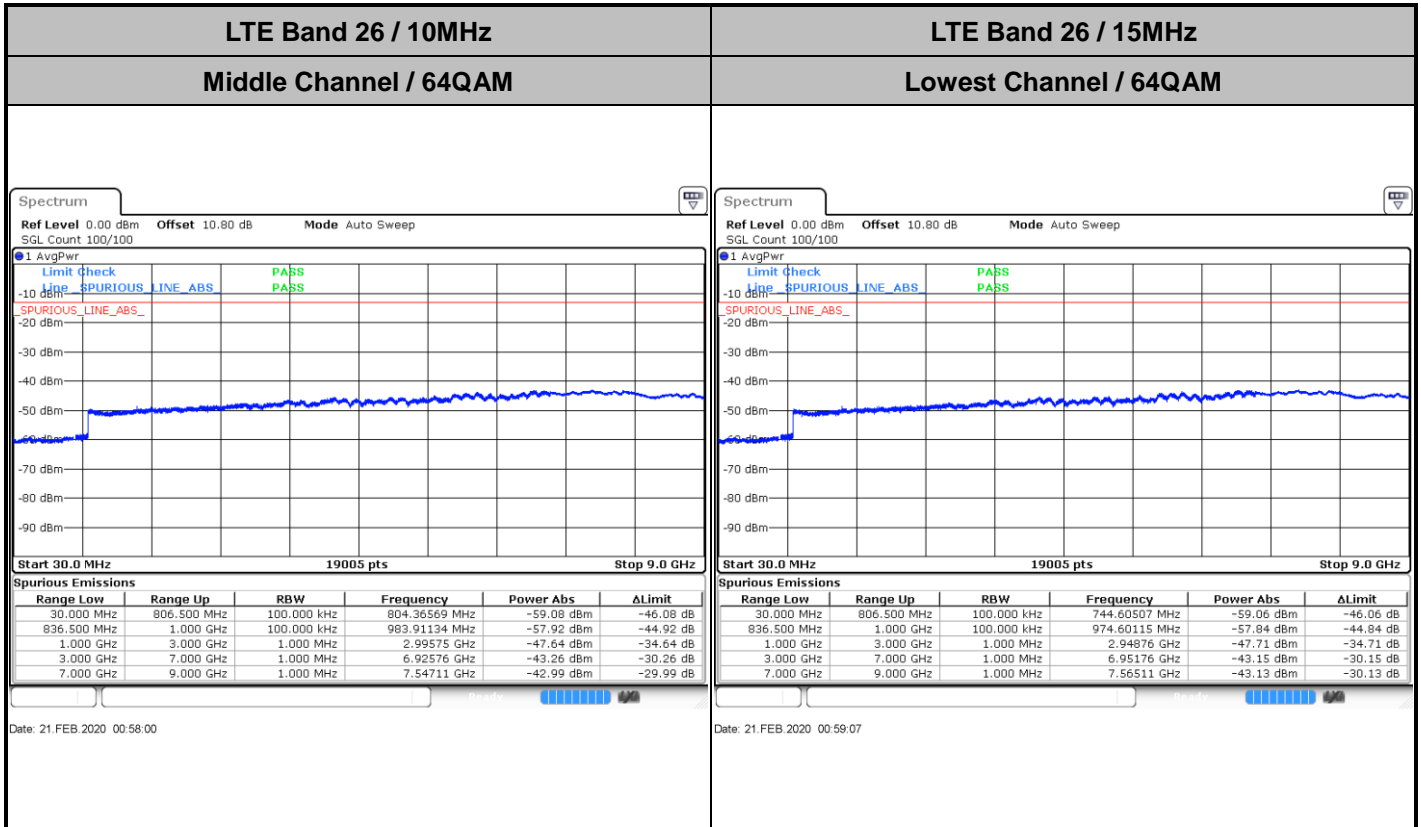


Date: 21 FEB 2020 00:55:46

Highest Channel / 64QAM



Date: 21 FEB 2020 00:56:53





Frequency Stability

Test Conditions		LTE Band 26 (QPSK) / Middle Channel	Limit
Temperature (°C)	Voltage (Volt)	BW 10MHz	Note 2.
		Deviation (ppm)	Result
50	Normal Voltage	0.0071	PASS
40	Normal Voltage	0.0011	
30	Normal Voltage	0.0061	
20(Ref.)	Normal Voltage	0.0000	
10	Normal Voltage	0.0056	
0	Normal Voltage	0.0010	
-10	Normal Voltage	0.0057	
-20	Normal Voltage	0.0011	
-30	Normal Voltage	0.0059	
20	Maximum Voltage	0.0089	
20	Normal Voltage	0.0000	
20	Battery End Point	0.0061	

Note:

1. Normal Voltage =3.85 V. ; Battery End Point (BEP) =3.65 V. ; Maximum Voltage =4.25 V.
2. The frequency fundamental emissions stay within the authorized frequency block.



Test Conditions		LTE Band 26 (QPSK) / Low Channel	Limit
Temperature (°C)	Voltage (Volt)	BW 15MHz	Note 2.
		Deviation (ppm)	Result
50	Normal Voltage	0.0028	PASS
40	Normal Voltage	0.0018	
30	Normal Voltage	0.0047	
20(Ref.)	Normal Voltage	0.0000	
10	Normal Voltage	0.0022	
0	Normal Voltage	0.0041	
-10	Normal Voltage	0.0052	
-20	Normal Voltage	0.0029	
-30	Normal Voltage	0.0000	
20	Maximum Voltage	0.0021	
20	Normal Voltage	0.0000	
20	Battery End Point	0.0056	

**Note:**

- 1. Normal Voltage =3.85 V. ; Battery End Point (BEP) =3.65 V. ; Maximum Voltage =4.25 V.
- 2. The frequency fundamental emissions stay within the authorized frequency block.



## Appendix B. Test Results of ERP and Radiated Test

### ERP

#### <Main Antenna>

LTE Band 26 / 15MHz (Channel 26765) (GT - LC = -6.31 dB)							
Channel	Mode	RB		Conducted		ERP	
		Size	Offset	Power (dBm)	Power (Watts)	ERP(dBm)	ERP(W)
Lowest	QPSK	1	0	24.22	0.2642	17.85	0.0610
Middle		-	-	-	-	-	-
Highest		-	-	-	-	-	-
Lowest	16QAM	1	0	23.12	0.2051	16.90	0.0490
Middle		-	-	-	-	-	-
Highest		-	-	-	-	-	-
Lowest	64QAM	1	0	21.94	0.1563	15.65	0.0367
Middle		-	-	-	-	-	-
Highest		-	-	-	-	-	-
Limit	ERP < 100W			Result		PASS	

LTE Band 26 / 10MHz (Channel 26740) (GT - LC = -6.31 dB)							
Channel	Mode	RB		Conducted		ERP	
		Size	Offset	Power (dBm)	Power (Watts)	ERP(dBm)	ERP(W)
Lowest	QPSK	-	-	-	-	-	-
Middle		1	0	24.10	0.2570	15.64	0.0366
Highest		-	-	-	-	-	-
Lowest	16QAM	-	-	-	-	-	-
Middle		1	0	23.04	0.2014	14.58	0.0287
Highest		-	-	-	-	-	-
Lowest	64QAM	-	-	-	-	-	-
Middle		1	0	21.98	0.1578	13.52	0.0225
Highest		-	-	-	-	-	-
Limit	ERP < 100W			Result		PASS	

LTE Band 26 / 5MHz (GT - LC = -6.31 dB)							
Channel	Mode	RB		Conducted		ERP	
		Size	Offset	Power (dBm)	Power (Watts)	ERP(dBm)	ERP(W)
Lowest	QPSK	1	12	24.02	0.2523	15.56	0.0360
Middle		1	12	24.21	0.2636	15.75	0.0376
Highest		1	12	24.25	0.2661	15.79	0.0379
Lowest	16QAM	1	0	22.93	0.1963	14.47	0.0280
Middle		1	0	23	0.1995	14.54	0.0284
Highest		1	0	23.14	0.2061	14.68	0.0294
Lowest	64QAM	1	12	21.80	0.1514	13.34	0.0216
Middle		1	12	21.94	0.1563	13.48	0.0223
Highest		1	12	21.85	0.1531	13.39	0.0218
Limit	ERP < 100W			Result		PASS	

LTE Band 26 / 3MHz (GT - LC = -6.31 dB)							
Channel	Mode	RB		Conducted		ERP	
		Size	Offset	Power (dBm)	Power (Watts)	ERP(dBm)	ERP(W)
Lowest	QPSK	1	0	24.17	0.2612	15.71	0.0372
Middle		1	0	24.13	0.2588	15.67	0.0369
Highest		1	0	24.31	0.2698	15.85	0.0385
Lowest	16QAM	1	8	22.90	0.1950	14.44	0.0278
Middle		1	8	23.02	0.2004	14.56	0.0286
Highest		1	8	23.15	0.2065	14.69	0.0294
Lowest	64QAM	1	8	21.85	0.1531	13.39	0.0218
Middle		1	8	22.08	0.1614	13.62	0.0230
Highest		1	8	21.9	0.1549	13.44	0.0221
Limit	ERP < 100W			Result		PASS	

LTE Band 26 / 1.4MHz (GT - LC = -6.31 dB)							
Channel	Mode	RB		Conducted		ERP	
		Size	Offset	Power (dBm)	Power (Watts)	ERP(dBm)	ERP(W)
Lowest	QPSK	3	1	24.10	0.2570	15.64	0.0366
Middle		3	1	24.2	0.2630	15.74	0.0375
Highest		3	1	24.18	0.2618	15.72	0.0373
Lowest	16QAM	1	3	22.86	0.1932	14.40	0.0275
Middle		1	3	23.04	0.2014	14.58	0.0287
Highest		1	3	23.07	0.2028	14.61	0.0289
Lowest	64QAM	3	1	21.79	0.1510	13.33	0.0215
Middle		3	1	21.88	0.1542	13.42	0.0220
Highest		3	1	21.79	0.1510	13.33	0.0215
Limit	ERP < 100W			Result		PASS	





<Sub Antenna>

LTE Band 26 / 15MHz (Channel 26765) (GT - LC = -4.31 dB)							
Channel	Mode	RB		Conducted		ERP	
		Size	Offset	Power (dBm)	Power (Watts)	ERP(dBm)	ERP(W)
Lowest	QPSK	1	0	23.80	0.2399	17.34	0.0542
Middle		-	-	-	-	-	-
Highest		-	-	-	-	-	-
Lowest	16QAM	1	0	22.65	0.2399	16.19	0.0416
Middle		-	-	-	-	-	-
Highest		-	-	-	-	-	-
Lowest	64QAM	1	74	21.57	0.2399	15.11	0.0324
Middle		-	-	-	-	-	-
Highest		-	-	-	-	-	-
Limit	ERP < 100W			Result		PASS	

LTE Band 26 / 10MHz (Channel 26740) (GT - LC = -4.31 dB)							
Channel	Mode	RB		Conducted		ERP	
		Size	Offset	Power (dBm)	Power (Watts)	ERP(dBm)	ERP(W)
Lowest	QPSK	1	0	23.58	0.2280	17.12	0.0515
Middle		1	0	-	-	-	-
Highest		1	0	-	-	-	-
Lowest	16QAM	1	25	22.43	0.2280	15.97	0.0395
Middle		1	25	-	-	-	-
Highest		1	25	-	-	-	-
Lowest	64QAM	1	49	21.34	0.2280	14.88	0.0308
Middle		1	49	-	-	-	-
Highest		1	49	-	-	-	-
Limit	ERP < 100W			Result		PASS	

LTE Band 26 / 5MHz (GT - LC = -4.31 dB)							
Channel	Mode	RB		Conducted		ERP	
		Size	Offset	Power (dBm)	Power (Watts)	ERP(dBm)	ERP(W)
Lowest	QPSK	1	0	23.85	0.2427	17.39	0.0548
Middle		1	0	23.55	0.2265	17.09	0.0512
Highest		1	0	23.33	0.2153	16.87	0.0486
Lowest	16QAM	1	12	22.57	0.1807	16.11	0.0408
Middle		1	12	22.36	0.1722	15.90	0.0389
Highest		1	12	22.2	0.1660	15.74	0.0375
Lowest	64QAM	1	12	21.48	0.1406	15.02	0.0318
Middle		1	12	21.34	0.1361	14.88	0.0308
Highest		1	12	20.92	0.1236	14.46	0.0279
Limit	ERP < 100W			Result		PASS	

LTE Band 26 / 3MHz (GT - LC = -4.31 dB)							
Channel	Mode	RB		Conducted		ERP	
		Size	Offset	Power (dBm)	Power (Watts)	ERP(dBm)	ERP(W)
Lowest	QPSK	1	0	23.74	0.2366	17.28	0.0535
Middle		1	0	23.51	0.2244	17.05	0.0507
Highest		1	0	23.24	0.2109	16.78	0.0476
Lowest	16QAM	1	8	22.53	0.1791	16.07	0.0405
Middle		1	8	22.49	0.1774	16.03	0.0401
Highest		1	8	22.26	0.1683	15.80	0.0380
Lowest	64QAM	1	8	21.50	0.1413	15.04	0.0319
Middle		1	8	21.41	0.1384	14.95	0.0313
Highest		1	8	20.75	0.1189	14.29	0.0269
Limit	ERP < 100W			Result		PASS	

LTE Band 26 / 1.4MHz (GT - LC = -4.31 dB)							
Channel	Mode	RB		Conducted		ERP	
		Size	Offset	Power (dBm)	Power (Watts)	ERP(dBm)	ERP(W)
Lowest	QPSK	1	3	23.75	0.2371	17.29	0.0536
Middle		1	3	23.55	0.2265	17.09	0.0512
Highest		1	3	22.68	0.1854	16.22	0.0419
Lowest	16QAM	1	3	22.52	0.1786	16.06	0.0404
Middle		1	3	22.41	0.1742	15.95	0.0394
Highest		1	3	21.82	0.1521	15.36	0.0344
Lowest	64QAM	1	3	21.29	0.1346	14.83	0.0304
Middle		1	3	21.33	0.1358	14.87	0.0307
Highest		1	3	20.51	0.1125	14.05	0.0254
Limit	ERP < 100W			Result		PASS	



**Radiated Spurious Emission**

**LTE Band 26**

<Main Antenna>

LTE Band 26 / 5MHz / QPSK									
Channel	Frequency ( MHz )	ERP ( dBm )	Limit ( dBm )	Over Limit ( dB )	SPA Reading (dBm)	S.G. Power ( dBm )	TX Cable loss ( dB )	TX Antenna Gain (dBi)	Polarization (H/V)
Lowest	1629	-60.46	-13	-47.46	-73.89	-65.99	0.91	8.59	H
	2443	-55.85	-13	-42.85	-74.13	-63.18	1.14	10.62	H
	3257	-54.51	-13	-41.51	-74.75	-62.96	1.32	11.92	H
									H
									H
									H
	1629	-60.50	-13	-47.50	-73.47	-66.03	0.91	8.59	V
	2443	-56.04	-13	-43.04	-74.39	-63.37	1.14	10.62	V
	3257	-54.11	-13	-41.11	-74.84	-62.56	1.32	11.92	V
									V
									V
									V
Middle	1634	-65.51	-13	-52.51	-78.96	-71.05	0.92	8.61	H
	2451	-58.36	-13	-45.36	-76.66	-65.70	1.14	10.63	H
	3267	-55.50	-13	-42.50	-75.72	-63.97	1.32	11.94	H
									H
									H
									H
	1634	-66.09	-13	-53.09	-79.06	-71.63	0.92	8.61	V
	2451	-58.11	-13	-45.11	-76.5	-65.45	1.14	10.63	V
	3267	-54.89	-13	-41.89	-75.59	-63.36	1.32	11.94	V
									V
									V
									V



Highest	1640	-59.58	-13	-46.58	-73.03	-65.14	0.92	8.63	H
	2458	-55.27	-13	-42.27	-73.58	-62.62	1.14	10.64	H
	3277	-53.85	-13	-40.85	-74.05	-62.34	1.32	11.96	H
									H
									H
									H
									H
	1640	-60.23	-13	-47.23	-73.18	-65.79	0.92	8.63	V
	2458	-55.61	-13	-42.61	-74.03	-62.96	1.14	10.64	V
	3277	-53.45	-13	-40.45	-74.13	-61.94	1.32	11.96	V
									V
									V
									V
									V

Remark: Spurious emissions within 30-1000MHz were found more than 20dB below limit line.



LTE Band 26 / 10MHz / QPSK									
Channel	Frequency ( MHz )	ERP ( dBm )	Limit ( dBm )	Over Limit ( dB )	SPA Reading (dBm)	S.G. Power ( dBm )	TX Cable loss ( dB )	TX Antenna Gain (dBi)	Polarization (H/V)
Middle	1629	-65.59	-13	-52.59	-79.02	-71.12	0.91	8.59	H
	2443	-57.99	-13	-44.99	-76.27	-65.32	1.14	10.62	H
	3258	-55.84	-13	-42.84	-76.08	-64.29	1.32	11.92	H
									H
									H
									H
									H
	1629	-65.99	-13	-52.99	-78.96	-71.52	0.91	8.59	V
	2443	-57.90	-13	-44.90	-76.25	-65.23	1.14	10.62	V
	3258	-55.21	-13	-42.21	-75.93	-63.66	1.32	11.92	V
									V
									V
									V
									V

Remark: Spurious emissions within 30-1000MHz were found more than 20dB below limit line.



LTE Band 26 / 15MHz / QPSK									
Channel	Frequency ( MHz )	ERP ( dBm )	Limit ( dBm )	Over Limit ( dB )	SPA Reading (dBm)	S.G. Power ( dBm )	TX Cable loss ( dB )	TX Antenna Gain (dBi)	Polarization (H/V)
Lowest	1629	-65.81	-13	-52.81	-79.24	-71.34	0.91	8.59	H
	2444	-57.76	-13	-44.76	-76.04	-65.09	1.14	10.62	H
	3259	-55.83	-13	-42.83	-76.06	-64.28	1.32	11.92	H
									H
									H
									H
									H
	1629	-66.25	-13	-53.25	-79.22	-71.78	0.91	8.59	V
	2444	-58.02	-13	-45.02	-76.38	-65.35	1.14	10.62	V
	3259	-55.04	-13	-42.04	-75.76	-63.49	1.32	11.92	V
									V
									V
									V
									V

Remark: Spurious emissions within 30-1000MHz were found more than 20dB below limit line.



<Sub Antenna>

LTE Band 26 / 5MHz / QPSK									
Channel	Frequency ( MHz )	ERP ( dBm )	Limit ( dBm )	Over Limit ( dB )	SPA Reading (dBm)	S.G. Power ( dBm )	TX Cable loss ( dB )	TX Antenna Gain (dBi)	Polarization (H/V)
Lowest	1632	-60.40	-13	-47.40	-73.83	-65.94	0.91	8.60	H
	2440	-54.44	-13	-41.44	-72.72	-61.77	1.14	10.62	H
	3256	-54.60	-13	-41.60	-74.84	-63.05	1.32	11.91	H
									H
									H
									H
	1632	-60.81	-13	-47.81	-73.77	-66.35	0.91	8.60	V
	2440	-54.58	-13	-41.58	-72.93	-61.91	1.14	10.62	V
	3256	-54.06	-13	-41.06	-74.79	-62.51	1.32	11.91	V
									V
									V
									V
Middle	1632	-60.36	-13	-47.36	-73.79	-65.90	0.91	8.60	H
	2448	-54.82	-13	-41.82	-73.11	-62.16	1.14	10.63	H
	3267	-54.62	-13	-41.62	-74.84	-63.09	1.32	11.94	H
									H
									H
									H
	1632	-60.72	-13	-47.72	-73.68	-66.26	0.91	8.60	V
	2448	-54.66	-13	-41.66	-73.04	-62.00	1.14	10.63	V
	3267	-54.16	-13	-41.16	-74.86	-62.63	1.32	11.94	V
									V
									V
									V



Highest	1640	-60.61	-13	-47.61	-74.07	-66.17	0.92	8.63	H
	2456	-55.28	-13	-42.28	-73.59	-62.63	1.14	10.64	H
	3280	-54.81	-13	-41.81	-75	-63.31	1.32	11.97	H
									H
									H
									H
									H
	1640	-61.08	-13	-48.08	-74.03	-66.64	0.92	8.63	V
	2456	-54.27	-13	-41.27	-72.68	-61.62	1.14	10.64	V
	3280	-54.18	-13	-41.18	-74.85	-62.68	1.32	11.97	V
									V
									V
									V
									V

Remark: Spurious emissions within 30-1000MHz were found more than 20dB below limit line.





LTE Band 26 / 10MHz / QPSK									
Channel	Frequency ( MHz )	ERP ( dBm )	Limit ( dBm )	Over Limit ( dB )	SPA Reading (dBm)	S.G. Power ( dBm )	TX Cable loss ( dB )	TX Antenna Gain (dBi)	Polarization (H/V)
Middle	1632	-60.72	-13	-47.72	-74.15	-66.26	0.91	8.60	H
	2440	-54.43	-13	-41.43	-72.71	-61.76	1.14	10.62	H
	3256	-54.34	-13	-41.34	-74.58	-62.79	1.32	11.91	H
									H
									H
									H
									H
	1632	-61.01	-13	-48.01	-73.97	-66.55	0.91	8.60	V
	2440	-53.20	-13	-40.20	-71.6	-60.53	1.14	10.62	V
	3256	-54.07	-13	-41.07	-74.8	-62.52	1.32	11.91	V
									V
									V
									V
									V

Remark: Spurious emissions within 30-1000MHz were found more than 20dB below limit line.



LTE Band 26 / 15MHz / QPSK									
Channel	Frequency ( MHz )	ERP ( dBm )	Limit ( dBm )	Over Limit ( dB )	SPA Reading (dBm)	S.G. Power ( dBm )	TX Cable loss ( dB )	TX Antenna Gain (dBi)	Polarization (H/V)
Lowest	1632	-60.66	-13	-47.66	-74.09	-66.20	0.91	8.60	H
	2448	-50.70	-13	-37.70	-68.99	-58.04	1.14	10.63	H
	3256	-54.43	-13	-41.43	-74.67	-62.88	1.32	11.91	H
									H
									H
									H
									H
	1632	-60.56	-13	-47.56	-73.52	-66.10	0.91	8.60	V
	2448	-52.17	-13	-39.17	-70.55	-59.51	1.14	10.63	V
	3256	-54.13	-13	-41.13	-74.86	-62.58	1.32	11.91	V
									V
									V
									V
									V

Remark: Spurious emissions within 30-1000MHz were found more than 20dB below limit line.