



## C Test Setup Photos




**Figure C-1 CMW & UXM Conducted power test measurement setup single port**




**Figure C-2 CMW & UXM Conducted power test measurement setup dual port to single Port to call processor, Antenna Switch case**



**Figure C-3 SAR measurement setup**



**Figure C-4 DASy radiated power mmW test measurement setup**



**Figure C-4 Radiated power mmW test measurement setup**