

- 1 Charging/Notification light
- 2 NFC
- 3 Volume/Zoom key
- 4 Fingerprint sensor
- 5 Power key
- 6 Camera key
- 7 USB Type-C™ port/Charger/Audio adapter

To turn on your device

- 1 Long press the power key until the device vibrates.
- 2 Wait a moment for the device to start.


To activate the screen

- Briefly press the power key.

Transferring content

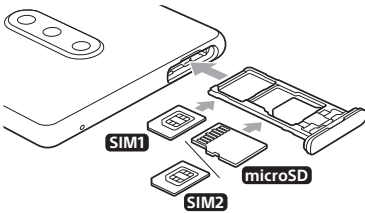
For transferring content from an old device to your new device, log in with your Google account and sync your data using services provided by Google. For details visit support.google.com.

For more information

Visit support.sonymobile.com or tap  to launch the Support app.

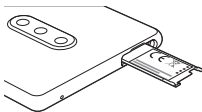
- ! The Support app is not available in all countries and regions.

To insert SIM and memory cards



- 1 Drag out the SIM card tray.
- 2 Place the main SIM card securely in position for SIM1.
- 3 Place either the second SIM card (SIM2) or the memory card securely in the tray, in the correct orientation.
- 4 Gently push the SIM card tray back into the slot until it fits into place.

To view the CE marking and the FCC ID



- 1 Drag out the SIM card tray.
- 2 Drag out the label strip in the same way.
- 3 To view the FCC ID, turn over your device. The FCC ID is displayed on the other side of the label strip.

To view the regulatory compliance mark

- Open the phone dialer, then enter *#07#.

Warranty, SAR and usage guidelines

For information about warranty, SAR (Specific Absorption Rate) and safety guidelines, please read the Important information provided under **Settings > System > About phone > Legal information** on your device.

Supported frequency bands

Some frequency bands might be turned off in certain markets or by certain operators.

You can find your model number under **Settings > System > About phone**.

J9110

UMTS HSPA+ (Bands 1, 2, 4, 5, 6, 8, 19) GSM GPRS/EDGE 850, 900, 1800, 1900 LTE (Bands 1, 2, 3, 4, 5, 7, 8, 12, 13, 17, 19, 20, 25, 26, 28, 29, 32, 34, 38, 39, 40, 41, 46, 66) WLAN, 2.4G/5G, NFC
GSM 850/900 : 33dBm, DCs(1800)/PCS(1900) : 30dBm, UMTS : 24dBm, LTE : 23dBm, 2.4GHz<100mW, 5.15-5.35GHz<200mW, 5.47-5.725GHz<200mW, 5.735-5.835GHz<25mW, NFC 13.56MHz

The 5150 – 5350MHz band is restricted to indoor use only.

Declaration of conformity

Hereby, Sony Mobile declares that the radio equipment type **PM-1221-BV (J9110)** is in compliance with Directive 2014/53/EU. The full text of the EU declaration of conformity is available at the following internet address: <http://www.compliance.sony.eu/>

Loudness warning

To prevent possible hearing damage, do not listen at high volume levels for long periods.



FCC statement

This device complies with Part 15 of the FCC rules. Operation is subject to the following two conditions: (1) This device may not cause harmful interference, and (2) This device must accept any interference received, including interference that may cause undesired operation.

For customers in the United States

Owner's record

The model and IMEI numbers are located on the box of the unit. Record the IMEI number in the space provided below. Refer to them whenever you call upon Sony Mobile Customer Support regarding this product.

Model No. _____

IMEI No. _____

Legal information

This Startup guide is published by Sony Mobile Communications Inc. or its local affiliated company, without any warranty. Improvements and changes to this Startup guide necessitated by typographical errors, inaccuracies of current information, or improvements to programs and/or equipment, may be made by Sony Mobile Communications Inc. at any time and without notice. Such changes will, however, be incorporated into new editions of this Startup guide. All illustrations are for illustration only and may not accurately depict the actual device.

All product and company names mentioned herein are the trademarks or registered trademarks of their respective owners. Any rights not expressly granted herein are reserved. Visit <https://www.sonymobile.com/global-en/legal/> for more information.

Manufacturer: Sony Mobile Communications Inc., 4-12-3 Higashi-Shinagawa, Shinagawa-ku, Tokyo 140-0002, Japan. For EU product compliance: Sony Belgium, bijkantoor van Sony Europe B.V., Da Vincilaan 7-D1, 1930 Zaventem, Belgium.

Note: Sony Mobile advises users to backup their personal data and information.

Some services are network- or subscription-dependent. Please contact your network operator or our call centre for details.

©2019 Sony Mobile Communications Inc.

SONY®

Startup guide

Xperia 1 J9110

CE



1319-5345.1

Printed in XXX (Printers logotype)