



APPENDIX A. PHOTOGRAPH OF THE TEST CONNECTION DIAGRAM




Normal temperature test scenario



Test scenario-2



Test scenario-3




Temperature change test-1



Temperature change test-2



Temperature change test-3



Radiated spurious emissions—Below 1GHz



Radiated spurious emissions—Above 1GHz