

4G Marine Booster

Omni-Directional Antenna / Cellular Signal Booster



User Manual

Please read all instructions before installing and check the parts supplied against those listed in this guide. Wilson Electronics weatherproof antenna is omni-directional and ideal for many marine applications including small boats, cabin cruisers and yachts.

Our innovative design results in high efficiency and low signal loss, which means more signal to your cellular device.

Package Contents Include

- 1 - 4G Marine Antenna Booster
- 1 - 4 foot Donor Antenna
- 1 - 3 foot Server Antenna
- 1 - 25 foot Power Cable

*Compatible with standard 1" x 14 thread Marine Mounts
Wilson Electronics Marine Mount 901119 (sold separately)*

Carefully Determine Your Mounting Location

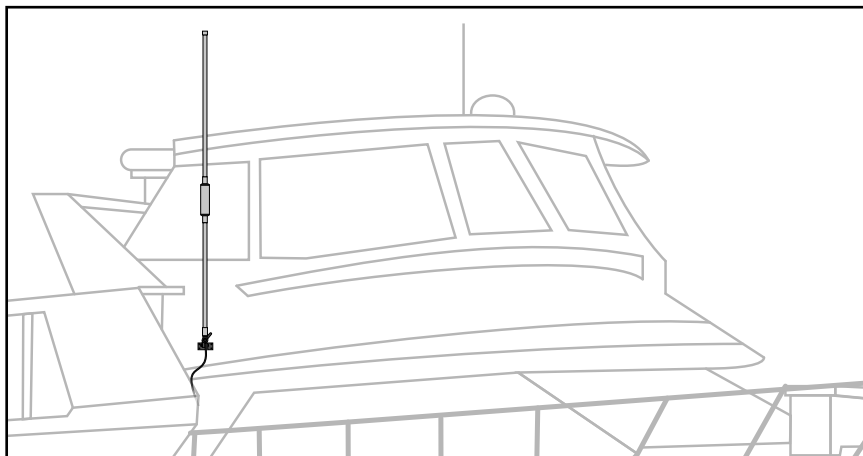
The Wilson Electronics Marine Booster should be mounted as high as possible with no obstructions. Marine antennas work on a "line-of-sight" basis, so the higher your antenna is, the farther it can receive a signal. This gives you a greater range for your cellular communications.

For assistance with your installation, contact Wilson Electronics Technical Support toll free at 866-294-1660 or visit www.weboost.com/us/support-center/

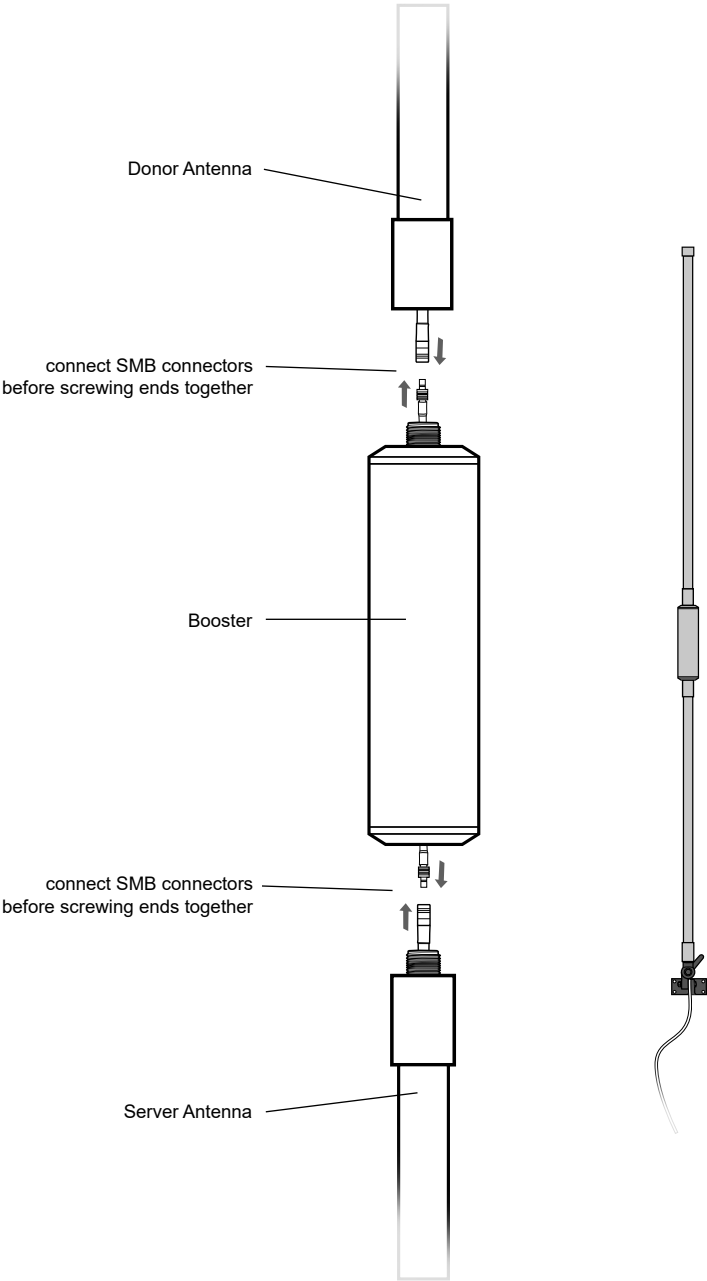
Vertical Placement

Vertical placement is very important for proper operation. There may be a desire to angle the antenna backwards for aesthetic reasons. However, not having the antenna mounted vertically decreases its performance.


A general "rule of thumb" for placement is to install all antennas at least an antenna's length away from other antennas. If there is not enough separation between antennas then oscillation (feedback) may occur causing the Signal Booster to power down.




4G Marine Antenna Assembly



Warnings and Recommendations

 **WARNING:** To uphold compliance with network protection standards, all active cellular devices must maintain at least 3 feet of separation distance from Inside Antennas.

 **RF Safety Warning:** Any antenna used with this device must be located at least 8 inches from all persons.

This is a **CONSUMER** device.

BEFORE USE, you **MUST REGISTER THIS DEVICE** with your wireless provider and have your provider's consent. Most wireless providers consent to the use of signal boosters. Some providers may not consent to the use of this device on their network. If you are unsure, contact your provider.

In Canada, **BEFORE USE** you must meet all requirements set out in ISED CPC-2-1-05. You **MUST** operate this device with approved antennas and cables as specified by the manufacturer. Antennas **MUST** be installed at least 20 cm (8 inches) from (i.e., **MUST NOT** be installed within 20 cm of) any person.

You **MUST** cease operating this device immediately if requested by the FCC (or ISED in Canada) or licensed wireless service provider.

WARNING. E911 location information may not be provided or may be inaccurate for calls served by using this device.

The term "IC" before the radio certification number only signifies that Industry Canada technical specifications were met.
ISED CPC-2-1-05: <http://www.ic.gc.ca/eic/site/smt-gst.nsf/eng/sf08942.html>

FOR MORE INFORMATION ON REGISTERING YOUR SIGNAL BOOSTER WITH YOUR WIRELESS PROVIDER, PLEASE SEE BELOW:

Sprint: http://www.sprint.com/legal/fcc_boosters.html

T-Mobile/MetroPCS: <https://support.t-mobile.com/docs/DOC-9827>

Verizon Wireless: <http://www.verizonwireless.com/wcms/consumer/register-signal-booster.html>

AT&T: <https://securec45.securewebsession.com/attsigalbooster.com/>

U.S. Cellular: <http://www.uscellular.com/uscellular/support/fcc-booster-registration.jsp>

Signal Booster Specifications

	4G Marine Antenna™				
Product Number	470133				
Model Number	460033				
FCC ID	PWO460033				
IC ID	4726A-460033				
Frequency	698-716 MHz, 729-746 MHz, 777-787 MHz, 824-894 MHz, 1850-1995 MHz, 1710-1755/2110-2155 MHz				
Power output for single cell phone (Uplink) dBm	700MHz Band12/17	700MHz Band13	800MHz	1700MHz	1900MHz
	21.5	24.8	24.10	23.90	26.00
Power output for single cell phone (Downlink) dBm	700MHz Band12/17	700MHz Band13	800MHz	2100MHz	1900MHz
	5.8	8.0	10.1	5.8	-1.5
Noise Figure	5 dB nominal				

Each Signal Booster is individually tested and factory set to ensure FCC compliance. The Signal Booster cannot be adjusted without factory reprogramming or disabling the hardware. The Signal Booster will amplify, but not alter incoming and outgoing signals in order to increase coverage of authorized frequency bands only. If the Signal Booster is not in use for five minutes, it will reduce gain until a signal is detected. If a detected signal is too high in a frequency band, or if the Signal Booster detects an oscillation, the Signal Booster will automatically turn the power off on that band. For a detected oscillation the Signal Booster will automatically resume normal operation after a minimum of 1 minute. After 5 (five) such automatic restarts, any problematic bands are permanently shut off until the Signal Booster has been manually restarted by momentarily removing power from the Signal Booster. Noise power, gain, and linearity are maintained by the Signal Booster's microprocessor.

2-Year Warranty

Wilson Electronics Signal Boosters are warranted for two (2) years against defects in workmanship and/or materials. Warranty cases may be resolved by returning the product directly to the reseller with a dated proof of purchase.

Antennas may also be returned directly to the manufacturer at the consumer's expense, with a dated proof of purchase and a Returned Material Authorization (RMA) number supplied by Wilson Electronics. Wilson Electronics shall, at its option, either repair or replace the product. Wilson Electronics will pay for delivery of the repaired or replaced product back to the original consumer if located within the continental U.S.

Replacement products may include refurbished weBoost products that have been recertified to conform with product specifications.

This warranty does not apply to any antennas determined by Wilson Electronics to have been subjected to misuse, abuse, neglect, or mishandling that alters or damages physical or electronic properties.

RMA numbers may be obtained by contacting Technical Support at 866-294-1660.

Disclaimer: The information provided by Wilson Electronics, LLC is believed to be complete and accurate. However, no responsibility is assumed by Wilson Electronics, LLC for any business or personal losses arising from its use, or for any infringements of patents or other rights of third parties that may result from its use.

Copyright © 2017 Wilson Electronics, LLC. All rights reserved.



3301 East Deseret Drive, St. George, UT
www.wilsonelectronics.com | tech@wilsonelectronics.com

Copyright © 2016 Wilson Electronics. All rights reserved.
Wilson Electronics products covered by U.S. patent(s) and pending application(s)
For patents go to: weboost.com/us/patents

